

UNITED STATES BANKRUPTCY COURT
FOR THE DISTRICT OF DELAWARE

In Re. VREG WONKA IP GLOBAL LLC

§
§
§
§

Debtor(s)

Case No. 25-10487

Lead Case No. 25-10475

☒ Jointly Administered

Monthly Operating Report

Chapter 11

Reporting Period Ended: 08/31/2025

Petition Date: 03/17/2025

Months Pending: 6

Industry Classification:

5	1	2	1
---	---	---	---

Reporting Method:

Accrual Basis ☒

Cash Basis ☐

Debtor's Full-Time Employees (current):

0

Debtor's Full-Time Employees (as of date of order for relief):

0

Supporting Documentation (check all that are attached):

(For jointly administered debtors, any required schedules must be provided on a non-consolidated basis for each debtor)

- ☒ Statement of cash receipts and disbursements
- ☒ Balance sheet containing the summary and detail of the assets, liabilities and equity (net worth) or deficit
- ☒ Statement of operations (profit or loss statement)
- ☐ Accounts receivable aging
- ☐ Postpetition liabilities aging
- ☐ Statement of capital assets
- ☒ Schedule of payments to professionals
- ☒ Schedule of payments to insiders
- ☐ All bank statements and bank reconciliations for the reporting period
- ☐ Description of the assets sold or transferred and the terms of the sale or transfer

/s/ Joseph Mulvihill

Signature of Responsible Party

09/22/2025

Date

Joseph Mulvihill

Printed Name of Responsible Party

1000 North King Street
Wilmington, Delaware 19801
Address

STATEMENT: This Periodic Report is associated with an open bankruptcy case; therefore 1320.4(a)(2) applies.



2510475250922000000000013

Debtor's Name VREG WONKA IP GLOBAL LLC

Case No. 25-10487

Part 1: Cash Receipts and Disbursements	Current Month	Cumulative
a. Cash balance beginning of month	\$953	
b. Total receipts (net of transfers between accounts)	\$0	\$12
c. Total disbursements (net of transfers between accounts)	\$0	\$22
d. Cash balance end of month (a+b-c)	\$953	
e. Disbursements made by third party for the benefit of the estate	\$0	\$0
f. Total disbursements for quarterly fee calculation (c+e)	\$0	\$22

Part 2: Asset and Liability Status (Not generally applicable to Individual Debtors. See Instructions.)	Current Month
a. Accounts receivable (total net of allowance)	\$0
b. Accounts receivable over 90 days outstanding (net of allowance)	\$0
c. Inventory (Book <input checked="" type="radio"/> Market <input type="radio"/> Other <input type="radio"/> (attach explanation))	\$0
d. Total current assets	\$2,125
e. Total assets	\$5,420,206
f. Postpetition payables (excluding taxes)	\$0
g. Postpetition payables past due (excluding taxes)	\$0
h. Postpetition taxes payable	\$0
i. Postpetition taxes past due	\$0
j. Total postpetition debt (f+h)	\$0
k. Prepetition secured debt	\$953
l. Prepetition priority debt	\$0
m. Prepetition unsecured debt	\$0
n. Total liabilities (debt) (j+k+l+m)	\$953
o. Ending equity/net worth (e-n)	\$5,419,253

Part 3: Assets Sold or Transferred	Current Month	Cumulative
a. Total cash sales price for assets sold/transferred outside the ordinary course of business	\$0	\$0
b. Total payments to third parties incident to assets being sold/transferred outside the ordinary course of business	\$0	\$0
c. Net cash proceeds from assets sold/transferred outside the ordinary course of business (a-b)	\$0	\$0

Part 4: Income Statement (Statement of Operations) (Not generally applicable to Individual Debtors. See Instructions.)	Current Month	Cumulative
a. Gross income/sales (net of returns and allowances)	\$0	
b. Cost of goods sold (inclusive of depreciation, if applicable)	\$0	
c. Gross profit (a-b)	\$0	
d. Selling expenses	\$0	
e. General and administrative expenses	\$293	
f. Other expenses	\$0	
g. Depreciation and/or amortization (not included in 4b)	\$0	
h. Interest	\$0	
i. Taxes (local, state, and federal)	\$0	
j. Reorganization items	\$0	
k. Profit (loss)	\$-293	\$-2,111

Debtor's Name VREG WONKA IP GLOBAL LLC

Case No. 25-10487

Part 5: Professional Fees and Expenses

			Approved Current Month	Approved Cumulative	Paid Current Month	Paid Cumulative	
a.	Debtor's professional fees & expenses (bankruptcy) <i>Aggregate Total</i>						
	<i>Itemized Breakdown by Firm</i>						
		Firm Name	Role				
	i						
	ii						
	iii						
	iv						
	v						
	vi						
	vii						
	viii						
	ix						
	x						
	xi						
	xii						
	xiii						
	xiv						
	xv						
	xvi						
	xvii						
	xviii						
	xix						
	xx						
	xxi						
	xxii						
	xxiii						
	xxiv						
	xxv						
	xxvi						
	xxvii						
xxviii							
xxix							
xxx							
xxxi							
xxxii							
xxxiii							
xxxiv							
xxxv							
xxxvi							

Debtor's Name VREG WONKA IP GLOBAL LLC

Case No. 25-10487

xxxvii						
xxxvii						
xxxix						
xl						
xli						
xlII						
xlIII						
xliv						
xlV						
xlvi						
xlVII						
xlVIII						
xlIX						
l						
li						
lii						
liii						
liv						
lv						
lvi						
lvii						
lviii						
lix						
lx						
lxi						
lxii						
lxiii						
lxiv						
lxv						
lxvi						
lxvii						
lxviii						
lxix						
lxx						
lxxi						
lxxii						
lxxiii						
lxxiv						
lxxv						
lxxvi						
lxxvii						
lxxviii						

Debtor's Name VREG WONKA IP GLOBAL LLC

Case No. 25-10487

lxxix						
lxxx						
lxxxi						
lxxxii						
lxxxiii						
lxxxiv						
lxxxv						
lxxxvi						
lxxxvi						
lxxxvi						
lxxxix						
xc						
xc						
xcii						
xciii						
xciv						
xcv						
xcvi						
xcvii						
xcviii						
xcix						
c						
ci						

b.			Approved Current Month	Approved Cumulative	Paid Current Month	Paid Cumulative
	Debtor's professional fees & expenses (nonbankruptcy) <i>Aggregate Total</i>					
	<i>Itemized Breakdown by Firm</i>					
	Firm Name	Role				
i						
ii						
iii						
iv						
v						
vi						
vii						
viii						
ix						
x						
xi						
xii						
xiii						
xiv						

Debtor's Name VREG WONKA IP GLOBAL LLC

Case No. 25-10487

xv						
xvi						
xvii						
xviii						
xix						
xx						
xxi						
xxii						
xxiii						
xxiv						
xxv						
xxvi						
xxvii						
xxviii						
xxix						
xxx						
xxxi						
xxxii						
xxxiii						
xxxiv						
xxxv						
xxxvi						
xxxvii						
xxxviii						
xxxix						
xl						
xli						
xlii						
xliii						
xliv						
xlv						
xlvi						
xlvii						
xlviii						
xliv						
l						
li						
lii						
liii						
liv						
lv						
lvi						

	lvii					
	lviii					
	lix					
	lx					
	lxi					
	lxii					
	lxiii					
	lxiv					
	lxv					
	lxvi					
	lxvii					
	lxviii					
	lxix					
	lxx					
	lxxi					
	lxxii					
	lxxiii					
	lxxiv					
	lxxv					
	lxxvi					
	lxxvii					
	lxxviii					
	lxxix					
	lxxx					
	lxxxi					
	lxxxii					
	lxxxiii					
	lxxxiv					
	lxxxv					
	lxxxvi					
	lxxxvi					
	lxxxvi					
	lxxxix					
	xc					
	xc i					
	xc ii					
	xc iii					
	xc iv					
	xc v					
	xc vi					
	xc vii					
	xc viii					

Debtor's Name VREG WONKA IP GLOBAL LLC

Case No. 25-10487

	xcix						
	c						
c.	All professional fees and expenses (debtor & committees)						

Part 6: Postpetition Taxes		Current Month	Cumulative
a.	Postpetition income taxes accrued (local, state, and federal)	\$0	\$0
b.	Postpetition income taxes paid (local, state, and federal)	\$0	\$0
c.	Postpetition employer payroll taxes accrued	\$0	\$0
d.	Postpetition employer payroll taxes paid	\$0	\$0
e.	Postpetition property taxes paid	\$0	\$0
f.	Postpetition other taxes accrued (local, state, and federal)	\$0	\$0
g.	Postpetition other taxes paid (local, state, and federal)	\$0	\$0

Part 7: Questionnaire - During this reporting period:

- a. Were any payments made on prepetition debt? (if yes, see Instructions) Yes ☐ No ☒
- b. Were any payments made outside the ordinary course of business without court approval? (if yes, see Instructions) Yes ☐ No ☒
- c. Were any payments made to or on behalf of insiders? Yes ☐ No ☒
- d. Are you current on postpetition tax return filings? Yes ☒ No ☐
- e. Are you current on postpetition estimated tax payments? Yes ☒ No ☐
- f. Were all trust fund taxes remitted on a current basis? Yes ☒ No ☐
- g. Was there any postpetition borrowing, other than trade credit? (if yes, see Instructions) Yes ☐ No ☒
- h. Were all payments made to or on behalf of professionals approved by the court? Yes ☐ No ☐ N/A ☒
- i. Do you have:
- Worker's compensation insurance? Yes ☒ No ☐
 - If yes, are your premiums current? Yes ☒ No ☐ N/A ☐ (if no, see Instructions)
 - Casualty/property insurance? Yes ☒ No ☐
 - If yes, are your premiums current? Yes ☒ No ☐ N/A ☐ (if no, see Instructions)
 - General liability insurance? Yes ☒ No ☐
 - If yes, are your premiums current? Yes ☒ No ☐ N/A ☐ (if no, see Instructions)
- j. Has a plan of reorganization been filed with the court? Yes ☐ No ☒
- k. Has a disclosure statement been filed with the court? Yes ☐ No ☒
- l. Are you current with quarterly U.S. Trustee fees as set forth under 28 U.S.C. § 1930? Yes ☒ No ☐

Debtor's Name VREG WONKA IP GLOBAL LLC

Case No. 25-10487

Part 8: Individual Chapter 11 Debtors (Only)

- | | | |
|--|-------|-----|
| a. Gross income (receipts) from salary and wages | _____ | \$0 |
| b. Gross income (receipts) from self-employment | _____ | \$0 |
| c. Gross income from all other sources | _____ | \$0 |
| d. Total income in the reporting period (a+b+c) | _____ | \$0 |
| e. Payroll deductions | _____ | \$0 |
| f. Self-employment related expenses | _____ | \$0 |
| g. Living expenses | _____ | \$0 |
| h. All other expenses | _____ | \$0 |
| i. Total expenses in the reporting period (e+f+g+h) | _____ | \$0 |
| j. Difference between total income and total expenses (d-i) | _____ | \$0 |
| k. List the total amount of all postpetition debts that are past due | _____ | \$0 |
- l. Are you required to pay any Domestic Support Obligations as defined by 11 U.S.C § 101(14A)? Yes ☐ No ☒
- m. If yes, have you made all Domestic Support Obligation payments? Yes ☐ No ☐ N/A ☒

Privacy Act Statement

28 U.S.C. § 589b authorizes the collection of this information, and provision of this information is mandatory under 11 U.S.C. §§ 704, 1106, and 1107. The United States Trustee will use this information to calculate statutory fee assessments under 28 U.S.C. § 1930(a)(6). The United States Trustee will also use this information to evaluate a chapter 11 debtor's progress through the bankruptcy system, including the likelihood of a plan of reorganization being confirmed and whether the case is being prosecuted in good faith. This information may be disclosed to a bankruptcy trustee or examiner when the information is needed to perform the trustee's or examiner's duties or to the appropriate federal, state, local, regulatory, tribal, or foreign law enforcement agency when the information indicates a violation or potential violation of law. Other disclosures may be made for routine purposes. For a discussion of the types of routine disclosures that may be made, you may consult the Executive Office for United States Trustee's systems of records notice, UST-001, "Bankruptcy Case Files and Associated Records." See 71 Fed. Reg. 59,818 et seq. (Oct. 11, 2006). A copy of the notice may be obtained at the following link: http://www.justice.gov/ust/ao/rules_regulations/index.htm. Failure to provide this information could result in the dismissal or conversion of your bankruptcy case or other action by the United States Trustee. 11 U.S.C. § 1112(b)(4)(F).

I declare under penalty of perjury that the foregoing Monthly Operating Report and its supporting documentation are true and correct and that I have been authorized to sign this report on behalf of the estate.

/s/ Keith Maib

Signature of Responsible Party

Chief Restructuring Officer

Title

Keith Maib


Printed Name of Responsible Party

09/22/2025


Date

Debtor's Name VREG WONKA IP GLOBAL LLC


Case No. 25-10487




PageOnePartOne



PageOnePartTwo



PageTwoPartOne



PageTwoPartTwo

Debtor's Name VREG WONKA IP GLOBAL LLC

Case No. 25-10487



Bankruptcy1to50



Bankruptcy51to100



NonBankruptcy1to50




NonBankruptcy51to100

Debtor's Name VREG WONKA IP GLOBAL LLC

Case No. 25-10487



PageThree



PageFour

**IN THE UNITED STATES BANKRUPTCY COURT
FOR THE DISTRICT OF DELAWARE**

In re:

VILLAGE ROADSHOW ENTERTAINMENT
GROUP USA INC., *et al.*,¹

Debtors.

)
) Chapter 11
)
) Case No. 25-10475 (TMH)
)
) (Jointly Administered)
)
)

**GLOBAL NOTES AND STATEMENTS OF LIMITATIONS AND DISCLAIMERS
REGARDING THE DEBTORS' MONTHLY OPERATING REPORTS**

On March 17, 2025, the above-captioned debtors and debtors in possession (collectively, the “Debtors”), filed voluntary petitions for relief under chapter 11 of title 11 of the United States Code (the “Bankruptcy Code”) in the United States Bankruptcy Court for the District of Delaware (the “Bankruptcy Court”).

The following notes, statements and limitations should be referred to, and referenced in connection with, any review of the Debtors’ monthly operating reports (collectively, the “MORs”).

1. **Basis of Presentation.** The Debtors are filing their MOR solely for purposes of complying with the monthly operating requirements applicable in the Debtors’ chapter 11 cases. The MOR is in a format acceptable to the U.S. Trustee for the District of Delaware (the “U.S. Trustee”). The MOR should not be relied upon by any persons for information relating to current or future financial conditions, events, or performance of any of the Debtors or their affiliates.

In preparing the MOR, the Debtors relied on financial data derived from their books and records that were available at the time of preparation. Subsequent information or discovery may result in material changes to the MOR and errors or omissions may exist. Notwithstanding any such discovery, new information, or errors or omissions, the Debtors do not undertake any obligation or commitment to update the MOR.

This MOR has not been prepared in accordance with accounting principles generally accepted in the United States of America (“U.S. GAAP”) and does not include all of the information and footnotes required by U.S. GAAP. Therefore, there can be no assurance

¹ The last four digits of Village Roadshow Entertainment Group USA Inc.’s federal tax identification number are 0343. The mailing address for Village Roadshow Entertainment Group USA Inc. is 750 N. San Vicente Blvd., Suite 800 West, West Hollywood, CA 90069. Due to the large number of debtors in these cases, which are being jointly administered for procedural purposes only, a complete list of the Debtors and the last four digits of their federal tax identification is not provided herein. A complete list of such information may be obtained on the website of the Debtors’ claims and noticing agent at <https://www.veritaglobal.net/vreg>.

that the financial information presented herein is complete, and readers are strongly cautioned not to place undue reliance on the MOR.

Furthermore, the monthly financial information contained herein has not been subjected to the same level of accounting review and testing that the Debtors apply in the preparation of their annual consolidated financial information in accordance with U.S. GAAP. Accordingly, upon the application of such procedures, the Debtors believe that the financial information may be subject to change, and these changes could be material.

In future periods, any changes to prior period balances will be reflected in the current month's MOR.

The results of operations contained herein are not necessarily indicative of results that may be expected from any other period or for the full year and may not necessarily reflect the consolidated results of operations and financial position of the Debtors in the future.

2. **Consolidated Entity Accounts Payable and Disbursements Systems.** Cash is received and disbursed by the Debtors as described in the *Debtors' Motion for Entry of Interim and Final Orders (I) Authorizing the Debtors to (A) Continue to Operate Their Cash Management System, (B) Honor Certain Prepetition Obligations Related Thereto, (C) Maintain Existing Business Forms, (D) Continue Intercompany Transactions; (II) Confirming Administrative Expense Priority for Postpetition Intercompany Claims; and (II) Granting Related Relief* [D.I. 7] (the "Cash Management Motion") to the extent approved in the order granting the relief requested in the Cash Management Motion on an interim basis [D.I. 67] and a final basis [D.I. 238].
3. **Accuracy.** The financial information disclosed herein was not prepared in accordance with federal or state securities laws or other applicable non-bankruptcy law or in lieu of complying with any periodic reporting requirements thereunder. Persons and entities trading in or otherwise purchasing, selling, or transferring the claims against or equity interests in the Debtors should evaluate this financial information in light of the purposes for which it was prepared. The Debtors are not liable for and undertake no responsibility to indicate variations from securities laws or for any evaluations of the Debtors based on this financial information or any other information.
4. **Payment of Pre-Petition Claims Pursuant to First Day Orders.** The Bankruptcy Court has entered orders authorizing, but not directing, the Debtors to pay, among other things, certain pre-petition (a) employee wages, salaries and other compensation and benefits [D.I. 63 (interim relief) and D.I. 186 (final relief)]; (b) obligations related to the use of the Debtors' cash management system [D.I. 67 (interim relief) and D.I. 238 (final relief)]; and (c) taxes and related obligations [D.I. 64 (interim relief) and D.I. 187 (final relief)] (a)-(c) collectively, the "First Day Orders"). To the extent any payments were made on account of such claims or obligations following the commencement of these chapter 11 cases pursuant to the authority granted to the Debtors by the Bankruptcy Court under the First Day Orders, such payments have been included in the MOR unless otherwise noted.

5. **Insiders.** For purposes of this MOR, the Debtors defined “insiders” as provided in 11 U.S.C. section 101(31) of the Bankruptcy Code during the relevant time period. The Debtors do not concede or take any position with respect to (a) such person’s influence over the control of the Debtors; (b) the management responsibilities or functions of such individual; (c) the decision-making or corporate authority of such individual; or (d) whether such individual could successfully argue that he or she is not an “insider” under applicable law, including, without limitation, the federal securities laws or with respect to any theories of liability or any other purpose. Further, the inclusion of a party as an “insider” solely for purposes of this MOR is not an acknowledgement, admission, or concession that such party is an “insider” under applicable bankruptcy law.
6. **Reservation of Rights.** The Debtors reserve all rights to amend or supplement the MOR in all respects, as may be necessary or appropriate. Nothing contained in this MOR shall constitute a waiver of any of the Debtors’ rights or an admission with respect to these chapter 11 cases.

VILLAGE ROADSHOW ENTERTAINMENT GROUP

Schedule of Payments to Insiders

For the Period 1 August 2025 to 31 August 2025

Date	Payment To	Insider Type	Payment Type	Debtor Entity Name	Amount
01-Aug-2025	Village Roadshow Pictures Entertainment Inc.	Debtor Affiliate	Cash Management Transfer	Village Roadshow Entertainment Group USA Inc.	29
01-Aug-2025	Village Roadshow Productions Inc.	Debtor Affiliate	Cash Management Transfer	Village Roadshow Entertainment Group USA Inc.	29
05-Aug-2025	Village Roadshow Entertainment Group (BVI) Limited	Debtor Affiliate	Cash Management Transfer	Village Roadshow Films (BVI) Limited	115,000
06-Aug-2025	Village Roadshow Entertainment Group USA Inc.	Debtor Affiliate	Cash Management Transfer	Village Roadshow Films (BVI) Limited	9,247
06-Aug-2025	Village Roadshow Entertainment Group USA Inc.	Debtor Affiliate	Cash Management Transfer	Village Roadshow Films North America Inc.	2,376
06-Aug-2025	Village Roadshow Entertainment Group USA Inc.	Debtor Affiliate	Cash Management Transfer	Village Roadshow VS Films LLC	234
06-Aug-2025	Village Roadshow Entertainment Group USA Inc.	Debtor Affiliate	Cash Management Transfer	Village Roadshow Films Global Inc.	115
07-Aug-2025	Village Roadshow Film Administration Management Pty Ltd	Debtor Affiliate	Cash Management Transfer	Village Roadshow Entertainment Group (BVI) Limited	100,000
15-Aug-2025	Peter Nankivell	Independent Director	Director Fees	Village Roadshow Film Administration Management Pty Ltd	5,394
18-Aug-2025	Village Roadshow Pictures Entertainment Inc.	Debtor Affiliate	Cash Management Transfer	Village Roadshow Entertainment Group USA Inc.	115
18-Aug-2025	Village Roadshow Productions Inc.	Debtor Affiliate	Cash Management Transfer	Village Roadshow Entertainment Group USA Inc.	115
25-Aug-2025	Village Roadshow Entertainment Group USA Inc.	Debtor Affiliate	Cash Management Transfer	Village Roadshow Films (BVI) Limited	2,050,000
26-Aug-2025	Village Roadshow Entertainment Group USA Inc.	Debtor Affiliate	Cash Management Transfer	Village Roadshow Films (BVI) Limited	740,000
27-Aug-2025	Village Roadshow Entertainment Group USA Inc.	Debtor Affiliate	Cash Management Transfer	Village Roadshow Films (BVI) Limited	120,000
27-Aug-2025	Village Roadshow Films (BVI) Limited	Debtor Affiliate	Cash Management Transfer	Village Roadshow Entertainment Group USA Inc.	6,561,349
28-Aug-2025	Harvey L. Tepner	Independent Director	Director Fees	Village Roadshow Entertainment Group (BVI) Limited	5,000
28-Aug-2025	Christina Norman	Independent Director	Director Fees	Village Roadshow Entertainment Group (BVI) Limited	5,000
28-Aug-2025	Carlos Abadi	Independent Director	Director Fees	Village Roadshow Entertainment Group (BVI) Limited	5,000

VILLAGE ROADSHOW ENTERTAINMENT GROUP
Schedule of Payments to Professionals
Period from 1 August 2025 to 31 August 2025

Role	Date of Retention	Retainer Received - Period	Retainer Received - Cumulative	Compensation Approved - Period	Compensation Approved - Cumulative	Retainer Applied - Period	Retainer Applied - Cumulative	Amount Paid Over Retainer - Period	Amount Paid Over Retainer - Cumulative	Debtor Entity
Debtor's Professional Fees & Expenses (Bankruptcy)										
Accordian Partners LLC	Financial Professional	Mar-2025	-	-	207,040	-	-	37,179	207,040	Village Roadshow Entertainment Group USA Inc.
Barnes & Thornburg LLP	Special Counsel	Mar-2025	-	-	18,573	-	-	18,573	303,246	Village Roadshow Entertainment Group USA Inc.
Barnes & Thornburg LLP	Special Counsel	Mar-2025	-	-	-	-	-	-	34,983	Village Roadshow Films (BVI) Limited
Cooley LLP	Special Counsel	Mar-2025	-	-	204,380	-	-	-	204,380	Village Roadshow Entertainment Group USA Inc.
Dundon Advisors LLC	Financial Professional	Apr-2025	-	-	59,533	-	-	-	59,533	Village Roadshow Entertainment Group USA Inc.
Kirkland & Ellis LLP	Special Counsel	Mar-2025	-	-	33,577	-	-	8,148	110,201	Village Roadshow Entertainment Group USA Inc.
Morris James LLP	Special Counsel	Mar-2025	-	-	-	-	-	-	8,168	Village Roadshow Entertainment Group USA Inc.
Morrison & Foerster LLP	Special Counsel	Mar-2025	-	-	55,188	-	141,796	153,193	396,159	Village Roadshow Entertainment Group USA Inc.
Pachulski Stang Ziehl & Jones LLP	Special Counsel	Apr-2025	-	-	377,613	-	-	377,613	1,061,362	Village Roadshow Entertainment Group USA Inc.
Pashman Stein Walder Hayden P.C.	Special Counsel	Mar-2025	-	-	8,665	-	-	-	107,100	Village Roadshow Entertainment Group USA Inc.
Potter Anderson & Corroon LLP	Special Counsel	Mar-2025	-	-	6,099	-	108,204	26,909	37,305	Village Roadshow Entertainment Group USA Inc.
Richards, Layton & Finger PA	Special Counsel	Mar-2025	-	-	-	-	-	-	9,505	Village Roadshow Entertainment Group USA Inc.
Seward & Kissell LLP	Special Counsel	Mar-2025	-	-	14,569	-	-	26,825	79,225	Village Roadshow Entertainment Group USA Inc.
Sheppard, Mullin, Richter & Hampton LLP	Co-Counsel	Mar-2025	-	-	2,229,799	-	-	2,229,799	5,108,328	Village Roadshow Entertainment Group USA Inc.
SOLIC Capital Advisors, LLC	Financial Professional	Mar-2025	-	-	100,000	-	-	100,000	531,439	Village Roadshow Entertainment Group USA Inc.
SOLIC Capital Advisors, LLC	Financial Professional	Mar-2025	-	-	7,575,000	-	-	6,561,349	6,561,349	Village Roadshow Films (BVI) Limited
Stevens & Lee P.C.	Special Counsel	Mar-2025	-	-	-	-	-	-	4,846	Village Roadshow Entertainment Group USA Inc.
U.S. Bank	Other	Mar-2025	-	-	51,373	-	-	-	51,373	Village Roadshow Entertainment Group USA Inc.
U.S. Bank	Other	Mar-2025	-	-	-	-	-	-	5,838	Village Roadshow Films (BVI) Limited
Verita Global LLC	Other	Mar-2025	-	-	175,070	-	-	151,728	471,947	Village Roadshow Entertainment Group USA Inc.
Wachtell, Lipton, Rosen & Katz	Special Counsel	Mar-2025	-	-	-	-	-	-	402,947	Village Roadshow Films (BVI) Limited
Young Conaway Stargatt & Taylor, LLP	Co-Counsel	Mar-2025	-	-	123,009	-	-	149,173	412,104	Village Roadshow Entertainment Group USA Inc.
Debtor's Professional Fees & Expenses (Non-Bankruptcy)										
A.N. Pane	Financial Professional	Mar-2025	-	-	10,209	-	-	10,209	10,209	Village Roadshow Film Administration Management Pty Ltd
Ernst & Young LLP, U.S. Firm	Financial Professional	May-2025	-	-	-	-	-	-	73,982	Village Roadshow Entertainment Group USA Inc.
Ernst & Young, Australia Firm	Financial Professional	May-2025	-	-	-	-	-	8,774	8,774	Village Roadshow Film Administration Management Pty Ltd
Green Hasson & Janks LLP	Financial Professional	Apr-2025	-	-	-	-	-	-	66,250	Village Roadshow Entertainment Group USA Inc.
Kirkland & Ellis LLP	Special Counsel	Mar-2025	-	-	86,552	-	-	47,232	157,279	Village Roadshow Entertainment Group USA Inc.
Virtu Global Advisors, LLC	Financial Professional	Apr-2025	-	-	526,600	-	-	-	-	Village Roadshow Entertainment Group USA Inc.
Total			-	-	11,340,523	-	250,000	9,906,703	16,484,871	
By-Debtor										
<u>Village Roadshow Entertainment Group USA Inc.</u>										
Bankruptcy			-	-	3,142,162	-	250,000	3,279,139	9,163,260	
Non-Bankruptcy			-	-	613,152	-	-	47,232	297,511	
Total			-	-	3,755,314	-	250,000	3,326,372	9,460,772	
<u>Village Roadshow Films (BVI) Limited</u>										
Bankruptcy			-	-	7,575,000	-	-	6,561,349	7,005,117	
Non-Bankruptcy			-	-	-	-	-	-	-	
Total			-	-	7,575,000	-	-	6,561,349	7,005,117	
<u>Village Roadshow Film Administration Management Pty Ltd</u>										
Bankruptcy			-	-	-	-	-	-	-	
Non-Bankruptcy			-	-	10,209	-	-	18,983	18,983	
Total			-	-	10,209	-	-	18,983	18,983	

VILLAGE ROADSHOW ENTERTAINMENT GROUP
Statement of Cash Receipts & Disbursements
Period from 1 August 2025 to 31 August 2025

MOR Line		Village Roadshow Entertainment Group USA Inc. (25-10475)	VR Zoo Productions Ltd (25-10476)	VREG Funding LLC (25-10477)	VREG IP Global LLC (25-10478)	Village Roadshow Distribution USA Inc. (25-10479)	VREG J2 Global LLC (25-10480)	Village Roadshow Films Global Inc. (25-10481)	VREG MM2 IP Global LLC (25-10482)	VREG OP Global LLC (25-10483)	VREG Production Services Inc. (25-10484)
Opening Balance	(a)	27,741	-	-	-	-	-	7,799,008	-	-	-
<u>Receipts</u>											
Film Library Sale Proceeds		-	-	-	-	-	-	-	-	-	-
Film Receipts - Village Share		44,916	-	-	-	-	-	-	-	-	-
Film Receipts - Non-Village Share (Pass-Through)		-	-	-	-	-	-	-	-	-	-
Distribution of Film Receipts - Non-Village Share		(4,094)	-	-	-	-	-	-	-	-	-
DIP Loan Proceeds		-	-	-	-	-	-	-	-	-	-
Interest		-	-	-	-	-	-	115	-	-	-
Other		-	-	-	-	-	-	-	-	-	-
Total - Receipts	(b)	40,822	-	-	-	-	-	115	-	-	-
<u>Disbursements (Operating)</u>											
ABS Facility (Principal, Interest & Fees)		-	-	-	-	-	-	(625)	-	-	-
Payroll & Related Costs		(152,452)	-	-	-	-	-	-	-	-	-
Professional Fees		(47,232)	-	-	-	-	-	-	-	-	-
Non-Professional Fees		(250,319)	-	-	-	-	-	-	-	-	-
Director Fees		-	-	-	-	-	-	-	-	-	-
Office Expenses		(11,854)	-	-	-	-	-	-	-	-	-
Insurance		(1,893)	-	-	-	-	-	-	-	-	-
Taxes		-	-	-	-	-	-	-	-	-	-
Other		(31,101)	-	-	-	-	-	-	-	-	-
Total - Disbursements (Operating)	(c)	(494,851)	-	-	-	-	-	(625)	-	-	-
<u>Disbursements (Restructuring/Sale)</u>											
Accordion Partners LLC (Chief Restructuring Officer)		(37,179)	-	-	-	-	-	-	-	-	-
Barnes & Thornburg LLP (ABS Trustee Legal Counsel)		(18,573)	-	-	-	-	-	-	-	-	-
Cooley LLP (Vine Legal Counsel)		-	-	-	-	-	-	-	-	-	-
DIP Loan		-	-	-	-	-	-	-	-	-	-
Dundon Advisors LLP (Unsecured Creditors)		-	-	-	-	-	-	-	-	-	-
Kirkland & Ellis (Special Litigation Counsel)		(8,148)	-	-	-	-	-	-	-	-	-
Morris James LLP (SSN Collateral Agent Counsel)		-	-	-	-	-	-	-	-	-	-
Morrison & Foerster LLP (DIP Lenders Counsel)		(153,193)	-	-	-	-	-	-	-	-	-
Pachulski Stang Ziehl & Jones LLP (Unsecured Creditors)		(377,613)	-	-	-	-	-	-	-	-	-
Pashman Stein Walder Hayden, P.C. (ABS Noteholders)		-	-	-	-	-	-	-	-	-	-
Potter Anderson & Corroon LLP (DIP Lenders Counsel)		(26,909)	-	-	-	-	-	-	-	-	-
Richards Layton & Finger, P.A. (ABS Trustee Counsel)		-	-	-	-	-	-	-	-	-	-
Seward & Kissel LLP (SSN Collateral Agent Counsel)		(26,825)	-	-	-	-	-	-	-	-	-
Sheppard Mullin (Restructuring Counsel)		(2,229,799)	-	-	-	-	-	-	-	-	-
SOLIC Capital Advisors (Investment Banker)		(100,000)	-	-	-	-	-	-	-	-	-
Stevens & Lee P.C. (Vine Legal Counsel)		-	-	-	-	-	-	-	-	-	-
U.S. Bank (ABS Trustee)		-	-	-	-	-	-	-	-	-	-
U.S. Trustee		-	-	-	-	-	-	-	-	-	-
Verital Global (Administrative Advisor)		(151,728)	-	-	-	-	-	-	-	-	-
Wachtell, Lipton, Rosen & Katz (ABS Noteholders)		-	-	-	-	-	-	-	-	-	-
Young Conaway (Bankruptcy Counsel)		(149,173)	-	-	-	-	-	-	-	-	-
Other		-	-	-	-	-	-	-	-	-	-
Total - Disbursements (Restructuring/Sale)	(c)	(3,279,139)	-	-	-	-	-	-	-	-	-
FX Revaluation	(c)	-	-	-	-	-	-	-	-	-	-
Net Cash Flow		(3,733,169)	-	-	-	-	-	(510)	-	-	-
Intercompany Transfers Post-Petition		128,088,495	-	-	-	-	-	(7,798,498)	-	-	-
Closing Balance - Actual		124,383,068	-	-	-	-	-	-	-	-	-
add back: Intercompany Transfers Post-Petition		(128,088,495)	-	-	-	-	-	7,798,498	-	-	-
Closing Balance for MOR Reporting	(d)	(3,705,427)	-	-	-	-	-	7,798,498	-	-	-

VILLAGE ROADSHOW ENTERTAINMENT GROUP
Statement of Cash Receipts & Disbursements
Period from 1 August 2025 to 31 August 2025

MOR Line		Village Roadshow Films North America Inc. (25-10485)	VREG Television Inc. (25-10486)	VREG Wonka IP Global LLC (25-10487)	Village Roadshow Pictures Entertainment Inc. (25-10488)	VREG WW IP Global LLC (25-10489)	Village Roadshow Pictures North America Inc. (25-10490)	Village Roadshow VS Films LLC (25-10491)	Village Roadshow Productions Inc. (25-10492)	VR DTE Distribution USA Inc. (25-10493)	VR DTE Productions Limited (25-10494)
Opening Balance	(a)	31,006,269	-	953	(173)	-	-	12,823,692	(173)	-	-
<u>Receipts</u>											
Film Library Sale Proceeds		-	-	-	-	-	-	-	-	-	-
Film Receipts - Village Share		-	-	-	-	-	-	-	-	-	-
Film Receipts - Non-Village Share (Pass-Through)		-	-	1,649,239	-	-	-	-	-	-	-
Distribution of Film Receipts - Non-Village Share		-	-	(1,649,239)	-	-	-	-	-	-	-
DIP Loan Proceeds		-	-	-	-	-	-	-	-	-	-
Interest		2,376	-	-	-	-	-	234	-	-	-
Other		-	-	-	-	-	-	-	-	-	-
Total - Receipts	(b)	2,376	-	-	-	-	-	234	-	-	-
<u>Disbursements (Operating)</u>											
ABS Facility (Principal, Interest & Fees)		(625)	-	-	-	-	-	(625)	-	-	-
Payroll & Related Costs		-	-	-	-	-	-	-	-	-	-
Professional Fees		-	-	-	-	-	-	-	-	-	-
Non-Professional Fees		-	-	-	-	-	-	-	-	-	-
Director Fees		-	-	-	-	-	-	-	-	-	-
Office Expenses		-	-	-	-	-	-	-	-	-	-
Insurance		-	-	-	-	-	-	-	-	-	-
Taxes		-	-	-	-	-	-	-	-	-	-
Other		-	-	-	(144)	-	-	-	(144)	-	-
Total - Disbursements (Operating)	(c)	(625)	-	-	(144)	-	-	(625)	(144)	-	-
<u>Disbursements (Restructuring/Sale)</u>											
Accordion Partners LLC (Chief Restructuring Officer)		-	-	-	-	-	-	-	-	-	-
Barnes & Thornburg LLP (ABS Trustee Legal Counsel)		-	-	-	-	-	-	-	-	-	-
Cooley LLP (Vine Legal Counsel)		-	-	-	-	-	-	-	-	-	-
DIP Loan		-	-	-	-	-	-	-	-	-	-
Dundon Advisors LLP (Unsecured Creditors)		-	-	-	-	-	-	-	-	-	-
Kirkland & Ellis (Special Litigation Counsel)		-	-	-	-	-	-	-	-	-	-
Morris James LLP (SSN Collateral Agent Counsel)		-	-	-	-	-	-	-	-	-	-
Morrison & Foerster LLP (DIP Lenders Counsel)		-	-	-	-	-	-	-	-	-	-
Pachulski Stang Ziehl & Jones LLP (Unsecured Creditors)		-	-	-	-	-	-	-	-	-	-
Pashman Stein Walder Hayden, P.C. (ABS Noteholders)		-	-	-	-	-	-	-	-	-	-
Potter Anderson & Corroon LLP (DIP Lenders Counsel)		-	-	-	-	-	-	-	-	-	-
Richards Layton & Finger, P.A. (ABS Trustee Counsel)		-	-	-	-	-	-	-	-	-	-
Seward & Kissel LLP (SSN Collateral Agent Counsel)		-	-	-	-	-	-	-	-	-	-
Sheppard Mullin (Restructuring Counsel)		-	-	-	-	-	-	-	-	-	-
SOLIC Capital Advisors (Investment Banker)		-	-	-	-	-	-	-	-	-	-
Stevens & Lee P.C. (Vine Legal Counsel)		-	-	-	-	-	-	-	-	-	-
U.S. Bank (ABS Trustee)		-	-	-	-	-	-	-	-	-	-
U.S. Trustee		-	-	-	-	-	-	-	-	-	-
Verital Global (Administrative Advisor)		-	-	-	-	-	-	-	-	-	-
Wachtell, Lipton, Rosen & Katz (ABS Noteholders)		-	-	-	-	-	-	-	-	-	-
Young Conaway (Bankruptcy Counsel)		-	-	-	-	-	-	-	-	-	-
Other		-	-	-	-	-	-	-	-	-	-
Total - Disbursements (Restructuring/Sale)	(c)	-	-	-	-	-	-	-	-	-	-
FX Revaluation	(c)	-	-	-	-	-	-	-	-	-	-
Net Cash Flow		1,751	-	-	(144)	-	-	(391)	(144)	-	-
Intercompany Transfers Post-Petition		(31,008,021)	-	-	288	-	-	(12,823,301)	288	-	-
Closing Balance - Actual		-	-	953	(29)	-	-	-	(29)	-	-
add back: Intercompany Transfers Post-Petition		31,008,021	-	-	(288)	-	-	12,823,301	(288)	-	-
Closing Balance for MOR Reporting	(d)	31,008,021	-	953	(317)	-	-	12,823,301	(317)	-	-

VILLAGE ROADSHOW ENTERTAINMENT GROUP
Statement of Cash Receipts & Disbursements
Period from 1 August 2025 to 31 August 2025

MOR Line	VR Funding LLC (25-10495)	VREG Films Ltd (25-10496)	Village Roadshow Film Administration Management P/L (25-10497)	Village Roadshow Distribution Pty Ltd (25-10498)	Village Roadshow Entertainment Group Asia Ltd (25-10499)	Crescent Film Holdings Limited (25-10500)	Village Roadshow Distribution UK Limited (25-10501)	Village Roadshow Entertainment Group (BVI) Limited (25-10502)	Village Roadshow Productions (BVI) Ltd (25-10503)	VR Zoo Distribution USA Inc. (25-10504)
Opening Balance	(a)	-	-	(143,390)	-	-	-	(43,650)	-	-
<u>Receipts</u>										
Film Library Sale Proceeds	-	-	-	-	-	-	-	-	-	-
Film Receipts - Village Share	-	-	-	-	-	-	-	-	-	-
Film Receipts - Non-Village Share (Pass-Through)	-	-	-	-	-	-	-	-	-	-
Distribution of Film Receipts - Non-Village Share	-	-	-	-	-	-	-	-	-	-
DIP Loan Proceeds	-	-	-	-	-	-	-	-	-	-
Interest	-	-	394	-	-	-	-	12	-	-
Other	-	-	-	-	-	-	-	-	-	-
Total - Receipts	(b)	-	-	394	-	-	-	12	-	-
<u>Disbursements (Operating)</u>										
ABS Facility (Principal, Interest & Fees)	-	-	-	-	-	-	-	-	-	-
Payroll & Related Costs	-	-	(47,756)	-	-	-	-	-	-	-
Professional Fees	-	-	(18,983)	-	-	-	-	-	-	-
Non-Professional Fees	-	-	-	-	-	-	-	-	-	-
Director Fees	-	-	(5,394)	-	-	-	-	(15,000)	-	-
Office Expenses	-	-	(38,184)	-	-	-	-	-	-	-
Insurance	-	-	-	-	-	-	-	-	-	-
Taxes	-	-	1,049	-	-	-	-	(1)	-	-
Other	-	-	(32,928)	-	-	-	-	(32)	-	-
Total - Disbursements (Operating)	(c)	-	-	(142,195)	-	-	-	(15,033)	-	-
<u>Disbursements (Restructuring/Sale)</u>										
Accordion Partners LLC (Chief Restructuring Officer)	-	-	-	-	-	-	-	-	-	-
Barnes & Thornburg LLP (ABS Trustee Legal Counsel)	-	-	-	-	-	-	-	-	-	-
Cooley LLP (Vine Legal Counsel)	-	-	-	-	-	-	-	-	-	-
DIP Loan	-	-	-	-	-	-	-	-	-	-
Dundon Advisors LLP (Unsecured Creditors)	-	-	-	-	-	-	-	-	-	-
Kirkland & Ellis (Special Litigation Counsel)	-	-	-	-	-	-	-	-	-	-
Morris James LLP (SSN Collateral Agent Counsel)	-	-	-	-	-	-	-	-	-	-
Morrison & Foerster LLP (DIP Lenders Counsel)	-	-	-	-	-	-	-	-	-	-
Pachulski Stang Ziehl & Jones LLP (Unsecured Creditors)	-	-	-	-	-	-	-	-	-	-
Pashman Stein Walder Hayden, P.C. (ABS Noteholders)	-	-	-	-	-	-	-	-	-	-
Potter Anderson & Corroon LLP (DIP Lenders Counsel)	-	-	-	-	-	-	-	-	-	-
Richards Layton & Finger, P.A. (ABS Trustee Counsel)	-	-	-	-	-	-	-	-	-	-
Seward & Kissel LLP (SSN Collateral Agent Counsel)	-	-	-	-	-	-	-	-	-	-
Sheppard Mullin (Restructuring Counsel)	-	-	-	-	-	-	-	-	-	-
SOLIC Capital Advisors (Investment Banker)	-	-	-	-	-	-	-	-	-	-
Stevens & Lee P.C. (Vine Legal Counsel)	-	-	-	-	-	-	-	-	-	-
U.S. Bank (ABS Trustee)	-	-	-	-	-	-	-	-	-	-
U.S. Trustee	-	-	-	-	-	-	-	-	-	-
Verital Global (Administrative Advisor)	-	-	-	-	-	-	-	-	-	-
Wachtell, Lipton, Rosen & Katz (ABS Noteholders)	-	-	-	-	-	-	-	-	-	-
Young Conaway (Bankruptcy Counsel)	-	-	-	-	-	-	-	-	-	-
Other	-	-	-	-	-	-	-	-	-	-
Total - Disbursements (Restructuring/Sale)	(c)	-	-	-	-	-	-	-	-	-
FX Revaluation	(c)	-	-	868	-	-	-	-	-	-
Net Cash Flow		-	-	(140,934)	-	-	-	(15,020)	-	-
Intercompany Transfers Post-Petition		-	-	345,000	-	-	-	70,000	-	-
Closing Balance - Actual		-	-	60,676	-	-	-	11,329	-	-
add back: Intercompany Transfers Post-Petition		-	-	(345,000)	-	-	-	(70,000)	-	-
Closing Balance for MOR Reporting	(d)	-	-	(284,324)	-	-	-	(58,671)	-	-

VILLAGE ROADSHOW ENTERTAINMENT GROUP
Statement of Cash Receipts & Disbursements
Period from 1 August 2025 to 31 August 2025

		Village Roadshow Distribution (BVI) Limited (25-10505)	Village Roadshow Films (BVI) Limited (25-10506)	VR Films Holdings (BVI) Limited (25-10507)	Village Roadshow Holdings USA Inc. (25-10508)
MOR Line					
Opening Balance	(a)	-	97,310,974	-	-
<u>Receipts</u>					
Film Library Sale Proceeds		-	-	-	-
Film Receipts - Village Share		-	-	-	-
Film Receipts - Non-Village Share (Pass-Through)		-	-	-	-
Distribution of Film Receipts - Non-Village Share		-	-	-	-
DIP Loan Proceeds		-	-	-	-
Interest		-	9,247	-	-
Other		-	-	-	-
Total - Receipts	(b)	-	9,247	-	-
<u>Disbursements (Operating)</u>					
ABS Facility (Principal, Interest & Fees)		-	(625)	-	-
Payroll & Related Costs		-	-	-	-
Professional Fees		-	-	-	-
Non-Professional Fees		-	-	-	-
Director Fees		-	-	-	-
Office Expenses		-	-	-	-
Insurance		-	-	-	-
Taxes		-	-	-	-
Other		-	(40)	-	-
Total - Disbursements (Operating)	(c)	-	(665)	-	-
<u>Disbursements (Restructuring/Sale)</u>					
Accordion Partners LLC (Chief Restructuring Officer)		-	-	-	-
Barnes & Thornburg LLP (ABS Trustee Legal Counsel)		-	-	-	-
Cooley LLP (Vine Legal Counsel)		-	-	-	-
DIP Loan		-	-	-	-
Dundon Advisors LLP (Unsecured Creditors)		-	-	-	-
Kirkland & Ellis (Special Litigation Counsel)		-	-	-	-
Morris James LLP (SSN Collateral Agent Counsel)		-	-	-	-
Morrison & Foerster LLP (DIP Lenders Counsel)		-	-	-	-
Pachulski Stang Ziehl & Jones LLP (Unsecured Creditors)		-	-	-	-
Pashman Stein Walder Hayden, P.C. (ABS Noteholders)		-	-	-	-
Potter Anderson & Corroon LLP (DIP Lenders Counsel)		-	-	-	-
Richards Layton & Finger, P.A. (ABS Trustee Counsel)		-	-	-	-
Seward & Kissel LLP (SSN Collateral Agent Counsel)		-	-	-	-
Sheppard Mullin (Restructuring Counsel)		-	-	-	-
SOLIC Capital Advisors (Investment Banker)		-	(6,561,349)	-	-
Stevens & Lee P.C. (Vine Legal Counsel)		-	-	-	-
U.S. Bank (ABS Trustee)		-	-	-	-
U.S. Trustee		-	-	-	-
Verital Global (Administrative Advisor)		-	-	-	-
Wachtell, Lipton, Rosen & Katz (ABS Noteholders)		-	-	-	-
Young Conaway (Bankruptcy Counsel)		-	-	-	-
Other		-	-	-	-
Total - Disbursements (Restructuring/Sale)	(c)	-	(6,561,349)	-	-
FX Revaluation	(c)	-	-	-	-
Net Cash Flow		-	(6,552,766)	-	-
Intercompany Transfers Post-Petition		-	(76,874,252)	-	-
Closing Balance - Actual		-	13,883,956	-	-
add back: Intercompany Transfers Post-Petition		-	76,874,252	-	-
Closing Balance for MOR Reporting	(d)	-	90,758,207	-	-

VILLAGE ROADSHOW ENTERTAINMENT GROUP
Statement of Financial Position
As at 31 August 2025

MOR Line	Village Roadshow Entertainment Group USA Inc. (25-10475)	VR Zoo Productions Ltd (25-10476)	VREG Funding LLC (25-10477)	VREG IP Global LLC (25-10478)	Village Roadshow Distribution USA Inc. (25-10479)	VREG J2 Global LLC (25-10480)	Village Roadshow Films Global Inc. (25-10481)	VREG MM2 IP Global LLC (25-10482)	VREG OP Global LLC (25-10483)	VREG Production Services Inc. (25-10484)
Current assets										
Trade and other receivables (a) / (b)	13,842	-	-	-	-	-	-	-	-	-
Cash and cash equivalents	124,383,068	-	-	-	-	-	-	-	-	-
Prepayments and other assets	201,239	-	-	1,172	1,350	1,172	1,998	1,172	1,172	-
Total - Current assets (d)	124,598,149	-	-	1,172	1,350	1,172	1,998	1,172	1,172	-
Non-current assets										
Investments	36,759,866	-	-	-	-	-	-	-	-	-
Prepayments and other assets	169,347	-	-	-	-	-	-	-	-	-
Intercompany receivable	95,995,474	-	-	-	-	-	82,707,030	-	-	-
Total - Non-current assets	132,924,686	-	-	-	-	-	82,707,030	-	-	-
Total - Assets (e)	257,522,835	-	-	1,172	1,350	1,172	82,709,028	1,172	1,172	-
Current liabilities										
Trade and other payables	3,260,566	-	-	-	-	-	26,476	-	-	-
Other interest bearing liabilities	-	-	-	-	-	-	-	-	-	-
Other	9,528	-	-	-	-	-	-	-	-	-
Total - Current liabilities	3,270,094	-	-	-	-	-	26,476	-	-	-
Non-current liabilities										
Other interest bearing liabilities	-	-	-	-	-	-	-	-	-	-
Intercompany payable	338,689,340	2,343	2,100	10,742	30,521,917	25,377	-	71,910	10,742	465,460
Total - Non-current liabilities	338,689,340	2,343	2,100	10,742	30,521,917	25,377	-	71,910	10,742	465,460
Total - Liabilities (n)	341,959,434	2,343	2,100	10,742	30,521,917	25,377	26,476	71,910	10,742	465,460
Equity										
Contributed equity	209,501,826	2	-	-	10	-	90,747,449	-	-	10
Accumulated losses	(306,063,425)	(2,345)	(2,100)	(9,570)	(30,520,577)	(24,205)	(8,064,896)	(70,738)	(9,570)	(465,470)
Reserves	12,125,000	-	-	-	-	-	-	-	-	-
Total - Equity (o)	(84,436,599)	(2,343)	(2,100)	(9,570)	(30,520,567)	(24,205)	82,682,553	(70,738)	(9,570)	(465,460)
Total - Liabilities and equity	257,522,835	-	-	1,172	1,350	1,172	82,709,028	1,172	1,172	-

VILLAGE ROADSHOW ENTERTAINMENT GROUP
Statement of Financial Position
As at 31 August 2025

MOR Line	Village Roadshow Films North America Inc. (25-10485)	VREG Television Inc. (25-10486)	VREG Wonka IP Global LLC (25-10487)	Village Roadshow Pictures Entertainment Inc. (25-10488)	VREG WW IP Global LLC (25-10489)	Village Roadshow Pictures North America Inc. (25-10490)	Village Roadshow VS Films LLC (25-10491)	Village Roadshow Productions Inc. (25-10492)	VR DTE Distribution USA Inc. (25-10493)	VR DTE Productions Limited (25-10494)
Current assets										
Trade and other receivables (a) / (b)	-	-	-	-	-	-	-	-	-	-
Cash and cash equivalents	-	-	953	(29)	-	-	-	(29)	-	-
Prepayments and other assets	9,906	-	1,172	-	1,172	1,350	11,943	-	-	-
Total - Current assets (d)	9,906	-	2,125	(29)	1,172	1,350	11,943	(29)	-	-
Non-current assets										
Investments	74,286,356	-	-	1,000	-	-	-	-	-	-
Prepayments and other assets	-	-	-	-	-	-	-	-	-	-
Intercompany receivable	-	-	5,418,081	-	-	26,803	9,858,432	-	-	-
Total - Non-current assets	74,286,356	-	5,418,081	1,000	-	26,803	9,858,432	-	-	-
Total - Assets (e)	74,296,262	-	5,420,206	971	1,172	28,153	9,870,376	(29)	-	-
Current liabilities										
Trade and other payables	5,862,317	-	953	-	-	-	53,858	-	-	-
Other interest bearing liabilities	-	-	-	-	-	-	-	-	-	-
Other	-	-	-	-	-	-	-	-	-	-
Total - Current liabilities	5,862,317	-	953	-	-	-	53,858	-	-	-
Non-current liabilities										
Other interest bearing liabilities	-	-	-	-	-	-	-	-	-	-
Intercompany payable	34,768,664	11,782,505	-	16,091,754	10,742	-	-	111,187	5,702	2,343
Total - Non-current liabilities	34,768,664	11,782,505	-	16,091,754	10,742	-	-	111,187	5,702	2,343
Total - Liabilities (n)	40,630,981	11,782,505	953	16,091,754	10,742	-	53,858	111,187	5,702	2,343
Equity										
Contributed equity	35,062,212	10	-	1,622,853	-	0	-	1,000	10	2
Accumulated losses	(1,396,932)	(11,782,515)	5,419,253	(17,713,636)	(9,570)	28,153	9,816,518	(112,216)	(5,712)	(2,345)
Reserves	-	-	-	-	-	-	-	-	-	-
Total - Equity (o)	33,665,281	(11,782,505)	5,419,253	(16,090,783)	(9,570)	28,153	9,816,518	(111,216)	(5,702)	(2,343)
Total - Liabilities and equity	74,296,262	-	5,420,206	971	1,172	28,153	9,870,376	(29)	-	-

VILLAGE ROADSHOW ENTERTAINMENT GROUP
Statement of Financial Position
As at 31 August 2025

MOR Line	VR Funding LLC (25-10495)	VREG Films Ltd (25-10496)	Village Roadshow Film Administration Management P/L (25-10497)	Village Roadshow Distribution Pty Ltd (25-10498)	Village Roadshow Entertainment Group Asia Ltd (25-10499)	Crescent Film Holdings Limited (25-10500)	Village Roadshow Distribution UK Limited (25-10501)	Village Roadshow Entertainment Group (BVI) Limited (25-10502)	Village Roadshow Productions (BVI) Ltd (25-10503)	VR Zoo Distribution USA Inc. (25-10504)
Current assets										
Trade and other receivables (a) / (b)	-	-	6,028	-	-	-	-	-	-	-
Cash and cash equivalents	-	-	60,676	-	-	-	-	11,329	-	-
Prepayments and other assets	1,286	-	37,058	-	1,125	2,495	-	1,984,731	9,125	-
Total - Current assets (d)	1,286	-	103,762	-	1,125	2,495	-	1,996,060	9,125	-
Non-current assets										
Investments	35,062,212	-	393,847	-	-	1,072,581	-	135,103,059	4	-
Prepayments and other assets	-	-	-	-	-	-	-	-	-	-
Intercompany receivable	-	1	714,595	-	-	-	-	523,484,749	41,811,849	-
Total - Non-current assets	35,062,212	1	1,108,442	-	-	1,072,581	-	658,587,808	41,811,853	-
Total - Assets (e)	35,063,499	1	1,212,204	-	1,125	1,075,076	-	660,583,868	41,820,978	-
Current liabilities										
Trade and other payables	-	-	5,167	-	1,677	-	3,619	3,981,135	-	-
Other interest bearing liabilities	-	-	-	-	-	-	-	28,410,209	-	-
Other	-	-	102,332	-	433	-	-	-	-	-
Total - Current liabilities	-	-	107,499	-	2,111	-	3,619	32,391,344	-	-
Non-current liabilities										
Other interest bearing liabilities	-	-	-	-	-	-	-	134,242,357	-	-
Intercompany payable	30,167	-	1,577,372	714,595	21,745,837	24,013,004	-	249,070,430	-	5,702
Total - Non-current liabilities	30,167	-	1,577,372	714,595	21,745,837	24,013,004	-	383,312,787	-	5,702
Total - Liabilities (n)	30,167	-	1,684,871	714,595	21,747,948	24,013,004	3,619	415,704,131	-	5,702
Equity										
Contributed equity	35,062,212	1	1,108,645	1	10	1,072,580	2	738,692,958	323,031	10
Accumulated losses	(28,880)	-	(1,332,356)	(668,340)	(21,746,833)	(24,010,508)	(3,620)	(521,669,031)	41,497,947	(5,712)
Reserves	-	-	(248,956)	(46,256)	-	-	-	27,855,810	-	-
Total - Equity (o)	35,033,332	1	(472,667)	(714,595)	(21,746,823)	(22,937,929)	(3,619)	244,879,737	41,820,978	(5,702)
Total - Liabilities and equity	35,063,499	1	1,212,204	-	1,125	1,075,076	-	660,583,868	41,820,978	-

VILLAGE ROADSHOW ENTERTAINMENT GROUP
Statement of Financial Position
As at 31 August 2025

MOR Line	Village Roadshow Distribution (BVI) Limited (25-10505)	Village Roadshow Films (BVI) Limited (25-10506)	VR Films Holdings (BVI) Limited (25-10507)	Village Roadshow Holdings USA Inc. (25-10508)
Current assets				
Trade and other receivables (a) / (b)	-	-	-	-
Cash and cash equivalents	-	13,883,956	-	-
Prepayments and other assets	6,307	40,181	-	-
Total - Current assets (d)	6,307	13,924,137	-	-
Non-current assets				
Investments	5,001,002	-	5,001,000	36,685,116
Prepayments and other assets	-	-	-	-
Intercompany receivable	208,835,951	-	1	-
Total - Non-current assets	213,836,953	-	5,001,001	36,685,116
Total - Assets (e)	213,843,260	13,924,137	5,001,001	36,685,116
Current liabilities				
Trade and other payables	-	6,183,004	-	-
Other interest bearing liabilities	-	-	-	-
Other	-	-	-	-
Total - Current liabilities	-	6,183,004	-	-
Non-current liabilities				
Other interest bearing liabilities	-	-	-	-
Intercompany payable	2,583,451	305,669,836	-	2,080,801
Total - Non-current liabilities	2,583,451	305,669,836	-	2,080,801
Total - Liabilities (n)	2,583,451	311,852,841	-	2,080,801
Equity				
Contributed equity	844,472	4,998,673	5,001,001	36,735,376
Accumulated losses	210,415,337	(302,927,377)	-	(2,131,061)
Reserves	-	-	-	-
Total - Equity (o)	211,259,809	(297,928,704)	5,001,001	34,604,315
Total - Liabilities and equity	213,843,260	13,924,137	5,001,001	36,685,116

VILLAGE ROADSHOW ENTERTAINMENT GROUP

Listing of Debtor Bank Accounts

Book Balance as of August 31, 2025

Bank Name	Account Name	Account #	Debtor Entity Name	Balance
City National Bank	Checking Account	XXXXX5179	Village Roadshow Entertainment Group USA Inc.	169,445
City National Bank	Payroll Account	XXXXX5187	Village Roadshow Entertainment Group USA Inc.	(29)
City National Bank	Checking Account	XXXXX5209	Village Roadshow Pictures Entertainment Inc.	(29)
City National Bank	Checking Account	XXXXX5217	Village Roadshow Productions Inc.	(29)
City National Bank	Checking Account	XXXXX4465	VREG Wonka IP Global LLC	953
City National Bank	Checking Account	XXXXX2054	Village Roadshow Distribution (BVI) Limited	-
City National Bank	Checking Account	XXXXX2402	Village Roadshow VS Films LLC	-
City National Bank	Checking Account	XXXXX2429	Village Roadshow Films North America Inc	-
City National Bank	Checking Account	XXXXX2437	Village Roadshow Films Global Inc	-
City National Bank	Checking Account	XXXXX2453	Village Roadshow Films (BVI) Ltd	13,883,956
City National Bank	Library Reserve	XXXXX2674	Village Roadshow Entertainment Group USA Inc	11,400,000
City National Bank	WB Segregation	XXXXX2682	Village Roadshow Entertainment Group USA Inc	110,000,000
City National Bank	Solic Sales Trans Fee	XXXXX6114	Village Roadshow Entertainment Group USA Inc	2,813,651
Australia & New Zealand Banking Group	Checking Account	XXXXX9842	Village Roadshow Film Administration Management Pty Ltd	60,662
Australia & New Zealand Banking Group	Checking Account	XXXXXXXXXX0001	Village Roadshow Entertainment Group (BVI) Limited	11,329
U.S. Bank	VREG Group A Concentration Account	XXXXX0000	Village Roadshow Films (BVI) Limited	-
			Village Roadshow Films North America Inc.	-
			Village Roadshow Films Global Inc.	-
			Village Roadshow VS Films LLC	-
			Total	-
U.S. Bank	VREG Group A Film Reserve Account	XXXXX0001	Village Roadshow Films (BVI) Limited	-
			Village Roadshow Films North America Inc.	-
			Village Roadshow Films Global Inc.	-
			Village Roadshow VS Films LLC	-
			Total	-
U.S. Bank	VREG Group A Appraisal Reserve Account	XXXXX0002	Village Roadshow Films (BVI) Limited	-
			Village Roadshow Films North America Inc.	-
			Village Roadshow Films Global Inc.	-
			Village Roadshow VS Films LLC	-
			Total	-
U.S. Bank	VREG Group A Securitization Equity Account	XXXXX0003	Village Roadshow Films (BVI) Limited	-
			Village Roadshow Films North America Inc.	-
			Village Roadshow Films Global Inc.	-
			Village Roadshow VS Films LLC	-
			Total	-
U.S. Bank	VREG Group A Senior Expense Reserve Account	XXXXX0004	Village Roadshow Films (BVI) Limited	-
			Village Roadshow Films North America Inc.	-
			Village Roadshow Films Global Inc.	-
			Village Roadshow VS Films LLC	-
			Total	-
U.S. Bank	VREG Group A Operating Expense Reserve Account	XXXXX0005	Village Roadshow Films (BVI) Limited	-
			Village Roadshow Films North America Inc.	-
			Village Roadshow Films Global Inc.	-
			Village Roadshow VS Films LLC	-
			Total	-
U.S. Bank	VRF Film Receipts Account	XXXXX0006	Village Roadshow Films (BVI) Limited	-
U.S. Bank	VRFNA Film Receipts Account	XXXXX0007	Village Roadshow Films North America Inc.	-
U.S. Bank	VRFG Film Receipts Account	XXXXX0008	Village Roadshow Films Global Inc.	-
U.S. Bank	Virtual Library Film Receipts Account	XXXXX0009	Village Roadshow VS Films LLC	-

(a)

VILLAGE ROADSHOW ENTERTAINMENT GROUP

Listing of Debtor Bank Accounts

Book Balance as of August 31, 2025

Bank Name	Account Name	Account #	Debtor Entity Name	Balance
U.S. Bank	VREG Series 2020-1 Collection Account	XXXXX0010	Village Roadshow Films (BVI) Limited	-
			Village Roadshow Films North America Inc.	-
			Village Roadshow Films Global Inc.	-
			Village Roadshow VS Films LLC	-
			Total	-
U.S. Bank	VREG Series 2020-1 Interest Reserve Account	XXXXX0011	Village Roadshow Films (BVI) Limited	-
			Village Roadshow Films North America Inc.	-
			Village Roadshow Films Global Inc.	-
			Village Roadshow VS Films LLC	-
			Total	-
U.S. Bank	VREG Series 2020-1 Supplemental Cash Reserve Account	XXXXX0012	Village Roadshow Films (BVI) Limited	-
			Village Roadshow Films North America Inc.	-
			Village Roadshow Films Global Inc.	-
			Village Roadshow VS Films LLC	-
			Total	-
U.S. Bank	VREG Series 2020-1 Cash Trap Reserve Account	XXXXX0013	Village Roadshow Films (BVI) Limited	-
			Village Roadshow Films North America Inc.	-
			Village Roadshow Films Global Inc.	-
			Village Roadshow VS Films LLC	-
			Total	-
Petty Cash	n/a	n/a	Village Roadshow Entertainment Group USA Inc.	- (a)
Petty Cash	n/a	n/a	Village Roadshow Film Administration Management Pty Ltd	14 (a)

(a) Includes amounts denominated in non-USD. For reporting purposes amounts have been converted to USD using the relevant exchange rate at the end of the period.

VILLAGE ROADSHOW ENTERTAINMENT GROUP
Statement of Income
Period from 1 August 2025 to 31 August 2025

MOR Line	Village Roadshow Entertainment Group USA Inc. (25-10475)	VR Zoo Productions Ltd (25-10476)	VREG Funding LLC (25-10477)	VREG IP Global LLC (25-10478)	Village Roadshow Distribution USA Inc. (25-10479)	VREG J2 Global LLC (25-10480)	Village Roadshow Films Global Inc. (25-10481)	VREG MM2 IP Global LLC (25-10482)	VREG OP Global LLC (25-10483)	VREG Production Services Inc. (25-10484)
Revenue										
Film distribution	-	-	-	-	-	-	-	-	-	-
Television and streaming	-	-	-	-	-	-	-	-	-	-
Other	40	-	-	-	-	-	-	-	-	-
Total - Revenue	(a) 40	-	-	-	-	-	-	-	-	-
Costs of revenue										
Film and television amortisation	(62,023)	-	-	-	-	-	-	-	-	-
Film and television impairment	-	-	-	-	-	-	-	-	-	-
Other costs of revenue	(27,488)	-	-	-	-	-	-	-	-	-
Total - Costs of revenue	(b) (89,512)	-	-	-	-	-	-	-	-	-
Gross Profit	(c) (89,472)	-	-	-	-	-	-	-	-	-
Selling/marketing expenses	(d) -	-	-	-	-	-	-	-	-	-
General and administrative expenses										
Wages & salaries	(151,328)	-	-	(293)	(338)	(293)	(338)	(293)	(293)	-
Professional and non professional fees	(2,228)	-	-	-	-	-	(70)	-	-	-
Office and administrative expenses	(16,411)	-	-	-	-	-	-	-	-	-
Other	(28,248)	-	-	-	-	-	-	-	-	-
Total - General and administrative expenses	(e) (198,216)	-	-	(293)	(338)	(293)	(408)	(293)	(293)	-
Other income (expenses)	(f) (4,883,236)	-	-	-	-	-	-	-	-	-
Depreciation and amortization	(g) (415)	-	-	-	-	-	-	-	-	-
Interest										
Interest income	-	-	-	-	-	-	115	-	-	-
Interest expense	-	-	-	-	-	-	(625)	-	-	-
Total - Interest	(h) -	-	-	-	-	-	(510)	-	-	-
Taxes	(i) -	-	-	-	-	-	-	-	-	-
Reorganization items	(j) -	-	-	-	-	-	(65,731)	-	-	-
Profit (loss) for the period	(k) (5,171,339)	-	-	(293)	(338)	(293)	(66,648)	(293)	(293)	-

VILLAGE ROADSHOW ENTERTAINMENT GROUP
Statement of Income
Period from 1 August 2025 to 31 August 2025

MOR Line	Village Roadshow Films North America Inc. (25-10485)	VREG Television Inc. (25-10486)	VREG Wonka IP Global LLC (25-10487)	Village Roadshow Pictures Entertainment Inc. (25-10488)	VREG WW IP Global LLC (25-10489)	Village Roadshow Pictures North America Inc. (25-10490)	Village Roadshow VS Films LLC (25-10491)	Village Roadshow Productions Inc. (25-10492)	VR DTE Distribution USA Inc. (25-10493)	VR DTE Productions Limited (25-10494)
Revenue										
Film distribution	-	-	-	-	-	-	-	-	-	-
Television and streaming	-	-	-	-	-	-	-	-	-	-
Other	-	-	-	-	-	-	-	-	-	-
Total - Revenue	(a)	-	-	-	-	-	-	-	-	-
Costs of revenue										
Film and television amortisation	-	-	-	-	-	-	-	-	-	-
Film and television impairment	-	-	-	-	-	-	-	-	-	-
Other costs of revenue	-	-	-	-	-	-	-	-	-	-
Total - Costs of revenue	(b)	-	-	-	-	-	-	-	-	-
Gross Profit	(c)	-	-	-	-	-	-	-	-	-
Selling/marketing expenses	(d)	-	-	-	-	-	-	-	-	-
General and administrative expenses										
Wages & salaries	(338)	-	(293)	-	(293)	(338)	(322)	-	-	-
Professional and non professional fees	(206,620)	-	-	-	-	-	(127)	-	-	-
Office and administrative expenses	-	-	-	(144)	-	-	-	(144)	-	-
Other	-	-	-	-	-	-	-	-	-	-
Total - General and administrative expenses	(e)	(206,957)	-	(293)	(144)	(293)	(338)	(449)	(144)	-
Other income (expenses)	(f)	-	-	-	-	-	-	-	-	-
Depreciation and amortization	(g)	-	-	-	-	-	-	-	-	-
Interest										
Interest income	2,376	-	-	-	-	-	234	-	-	-
Interest expense	(625)	-	-	-	-	-	(625)	-	-	-
Total - Interest	(h)	1,751	-	-	-	-	(391)	-	-	-
Taxes	(i)	-	-	-	-	-	-	-	-	-
Reorganization items	(j)	(191,085)	-	-	-	-	(113,783)	-	-	-
Profit (loss) for the period	(k)	(396,291)	-	(293)	(144)	(293)	(338)	(114,623)	(144)	-

VILLAGE ROADSHOW ENTERTAINMENT GROUP
Statement of Income
Period from 1 August 2025 to 31 August 2025

MOR Line	VR Funding LLC (25-10495)	VREG Films Ltd (25-10496)	Village Roadshow Film Administration Management P/L (25-10497)	Village Roadshow Distribution Pty Ltd (25-10498)	Village Roadshow Entertainment Group Asia Ltd (25-10499)	Crescent Film Holdings Limited (25-10500)	Village Roadshow Distribution UK Limited (25-10501)	Village Roadshow Entertainment Group (BVI) Limited (25-10502)	Village Roadshow Productions (BVI) Ltd (25-10503)	VR Zoo Distribution USA Inc. (25-10504)
Revenue										
Film distribution	-	-	-	-	-	-	-	-	-	-
Television and streaming	-	-	-	-	-	-	-	-	-	-
Other	-	-	-	-	-	-	-	-	-	-
Total - Revenue	(a)	-	-	-	-	-	-	-	-	-
Costs of revenue										
Film and television amortisation	-	-	-	-	-	-	-	-	-	-
Film and television impairment	-	-	-	-	-	-	-	-	-	-
Other costs of revenue	-	-	-	-	-	-	-	-	-	-
Total - Costs of revenue	(b)	-	-	-	-	-	-	-	-	-
Gross Profit	(c)	-	-	-	-	-	-	-	-	-
Selling/marketing expenses	(d)	-	-	-	-	-	-	-	-	-
General and administrative expenses										
Wages & salaries	(322)	-	(49,389)	-	-	(343)	-	(15,000)	(1,028)	-
Professional and non professional fees	-	-	(17,141)	-	(125)	(125)	-	(192)	(580)	-
Office and administrative expenses	-	-	(14,241)	-	-	-	-	(108,659)	-	-
Other	-	-	-	-	-	-	-	(161,815)	-	-
Total - General and administrative expenses	(e)	(322)	-	(80,771)	-	(125)	(468)	-	(285,666)	(1,608)
Other income (expenses)	(f)	-	-	47,030	(2,623)	-	-	-	-	-
Depreciation and amortization	(g)	-	-	-	-	-	-	-	-	-
Interest										
Interest income	-	-	391	-	-	-	-	12	-	-
Interest expense	-	-	-	-	-	-	-	(743,816)	-	-
Total - Interest	(h)	-	-	391	-	-	-	(743,804)	-	-
Taxes	(i)	-	-	-	-	-	-	(1)	-	-
Reorganization items	(j)	-	-	-	-	-	-	-	-	-
Profit (loss) for the period	(k)	(322)	-	(33,350)	(2,623)	(125)	(468)	-	(1,029,471)	(1,608)

VILLAGE ROADSHOW ENTERTAINMENT GROUP
Statement of Income
Period from 1 August 2025 to 31 August 2025

MOR Line	Village Roadshow Distribution (BVI) Limited (25-10505)	Village Roadshow Films (BVI) Limited (25-10506)	VR Films Holdings (BVI) Limited (25-10507)	Village Roadshow Holdings USA Inc. (25-10508)
Revenue				
Film distribution	-	-	-	-
Television and streaming	-	-	-	-
Other	-	-	-	-
Total - Revenue	(a)	-	-	-
Costs of revenue				
Film and television amortisation	-	-	-	-
Film and television impairment	-	-	-	-
Other costs of revenue	-	-	-	-
Total - Costs of revenue	(b)	-	-	-
Gross Profit	(c)	-	-	-
Selling/marketing expenses	(d)	-	-	-
General and administrative expenses				
Wages & salaries	(1,014)	(343)	-	-
Professional and non professional fees	(250)	(207,808)	-	-
Office and administrative expenses	-	(40)	-	-
Other	-	-	-	-
Total - General and administrative expenses	(e)	(1,264)	(208,190)	-
Other income (expenses)	(f)	-	-	-
Depreciation and amortization	(g)	-	-	-
Interest				
Interest income	-	9,247	-	-
Interest expense	-	(625)	-	-
Total - Interest	(h)	-	8,622	-
Taxes	(i)	-	-	-
Reorganization items	(j)	-	(1,115,815)	-
Profit (loss) for the period	(k)	(1,264)	(1,315,383)	-