

UNITED STATES BANKRUPTCY COURT  
FOR THE DISTRICT OF DELAWARE

In Re. VREG MM2 IP GLOBAL LLC

§  
§  
§  
§

Case No. 25-10482

Debtor(s)

Lead Case No. 25-10475

Jointly Administered

**Monthly Operating Report**

Chapter 11

Reporting Period Ended: 03/31/2025

Petition Date: 03/17/2025

Months Pending: 0

Industry Classification: 

5	1	2	1
---	---	---	---

Reporting Method: Accrual Basis

Cash Basis

Debtor's Full-Time Employees (current):

0

Debtor's Full-Time Employees (as of date of order for relief):

0

**Supporting Documentation** (check all that are attached):

(For jointly administered debtors, any required schedules must be provided on a non-consolidated basis for each debtor)

- Statement of cash receipts and disbursements
- Balance sheet containing the summary and detail of the assets, liabilities and equity (net worth) or deficit
- Statement of operations (profit or loss statement)
- Accounts receivable aging
- Postpetition liabilities aging
- Statement of capital assets
- Schedule of payments to professionals
- Schedule of payments to insiders
- All bank statements and bank reconciliations for the reporting period
- Description of the assets sold or transferred and the terms of the sale or transfer

/s/ Joseph Mulvihill

Signature of Responsible Party

04/23/2025

Date

Joseph Mulvihill

Printed Name of Responsible Party

1000 North King Street

Wilmington, Delaware 19801

Address

STATEMENT: This Periodic Report is associated with an open bankruptcy case; therefore § 1320.4(a)(2) applies.



25104752504230000000000008

Debtor's Name VREG MM2 IP GLOBAL LLC

Case No. 25-10482

<b>Part 1: Cash Receipts and Disbursements</b>		<b>Current Month</b>	<b>Cumulative</b>
a.	Cash balance beginning of month	\$0	
b.	Total receipts (net of transfers between accounts)	\$0	\$0
c.	Total disbursements (net of transfers between accounts)	\$0	\$0
d.	Cash balance end of month (a+b-c)	\$0	
e.	Disbursements made by third party for the benefit of the estate	\$0	\$0
f.	Total disbursements for quarterly fee calculation (c+e)	\$0	\$0
<b>Part 2: Asset and Liability Status</b>		<b>Current Month</b>	
<b>(Not generally applicable to Individual Debtors. See Instructions.)</b>			
a.	Accounts receivable (total net of allowance)	\$0	
b.	Accounts receivable over 90 days outstanding (net of allowance)	\$0	
c.	Inventory (Book <input checked="" type="radio"/> Market <input type="radio"/> Other <input type="radio"/> (attach explanation))	\$0	
d.	Total current assets	\$2,637	
e.	Total assets	\$2,637	
f.	Postpetition payables (excluding taxes)	\$0	
g.	Postpetition payables past due (excluding taxes)	\$0	
h.	Postpetition taxes payable	\$0	
i.	Postpetition taxes past due	\$0	
j.	Total postpetition debt (f+h)	\$0	
k.	Prepetition secured debt	\$0	
l.	Prepetition priority debt	\$0	
m.	Prepetition unsecured debt	\$71,410	
n.	Total liabilities (debt) (j+k+l+m)	\$71,410	
o.	Ending equity/net worth (e-n)	\$-68,773	
<b>Part 3: Assets Sold or Transferred</b>		<b>Current Month</b>	<b>Cumulative</b>
a.	Total cash sales price for assets sold/transferred outside the ordinary course of business	\$0	\$0
b.	Total payments to third parties incident to assets being sold/transferred outside the ordinary course of business	\$0	\$0
c.	Net cash proceeds from assets sold/transferred outside the ordinary course of business (a-b)	\$0	\$0
<b>Part 4: Income Statement (Statement of Operations)</b>		<b>Current Month</b>	<b>Cumulative</b>
<b>(Not generally applicable to Individual Debtors. See Instructions.)</b>			
a.	Gross income/sales (net of returns and allowances)	\$0	
b.	Cost of goods sold (inclusive of depreciation, if applicable)	\$0	
c.	Gross profit (a-b)	\$0	
d.	Selling expenses	\$0	
e.	General and administrative expenses	\$147	
f.	Other expenses	\$0	
g.	Depreciation and/or amortization (not included in 4b)	\$0	
h.	Interest	\$0	
i.	Taxes (local, state, and federal)	\$0	
j.	Reorganization items	\$0	
k.	Profit (loss)	\$-147	\$-147

Debtor's Name VREG MM2 IP GLOBAL LLC

Case No. 25-10482

**Part 5: Professional Fees and Expenses**

			Approved Current Month	Approved Cumulative	Paid Current Month	Paid Cumulative	
a.	Debtor's professional fees & expenses (bankruptcy) <i>Aggregate Total</i>						
	<i>Itemized Breakdown by Firm</i>						
		Firm Name	Role				
	i						
	ii						
	iii						
	iv						
	v						
	vi						
	vii						
	viii						
	ix						
	x						
	xi						
	xii						
	xiii						
	xiv						
	xv						
	xvi						
	xvii						
	xviii						
	xix						
	xx						
	xxi						
	xxii						
	xxiii						
	xxiv						
	xxv						
	xxvi						
	xxvii						
xxviii							
xxix							
xxx							
xxxi							
xxxii							
xxxiii							
xxxiv							
xxxv							
xxxvi							

Debtor's Name VREG MM2 IP GLOBAL LLC

Case No. 25-10482

xxxvii						
xxxviii						
xxxix						
xl						
xli						
xlii						
xliii						
xliv						
xlv						
xlvi						
xlvii						
xlviii						
xlix						
l						
li						
lii						
liii						
liv						
lv						
lvi						
lvii						
lviii						
lix						
lx						
lxi						
lxii						
lxiii						
lxiv						
lxv						
lxvi						
lxvii						
lxviii						
lxix						
lxx						
lxxi						
lxxii						
lxxiii						
lxxiv						
lxxv						
lxxvi						
lxxvii						
lxxviii						

Debtor's Name VREG MM2 IP GLOBAL LLC

Case No. 25-10482

lxxix					
lxxx					
lxxxi					
lxxxii					
lxxxiii					
lxxxiv					
lxxxv					
lxxxvi					
lxxxvii					
lxxxviii					
lxxxix					
xc					
xc i					
xcii					
xciii					
xciv					
xcv					
xcvi					
xcvii					
xcviii					
xcix					
c					
ci					

			Approved Current Month	Approved Cumulative	Paid Current Month	Paid Cumulative	
b.	Debtor's professional fees & expenses (nonbankruptcy) <i>Aggregate Total</i>						
	<i>Itemized Breakdown by Firm</i>						
		Firm Name	Role				
	i						
	ii						
	iii						
	iv						
	v						
	vi						
	vii						
	viii						
	ix						
	x						
	xi						
	xii						
xiii							
xiv							

Debtor's Name VREG MM2 IP GLOBAL LLC

Case No. 25-10482

xv						
xvi						
xvii						
xviii						
xix						
xx						
xxi						
xxii						
xxiii						
xxiv						
xxv						
xxvi						
xxvii						
xxviii						
xxix						
xxx						
xxxi						
xxxii						
xxxiii						
xxxiv						
xxxv						
xxxvi						
xxxvii						
xxxviii						
xxxix						
xl						
xli						
xlii						
xliii						
xliv						
xlv						
xlvi						
xlvii						
xlviii						
xliv						
l						
li						
lii						
liii						
liv						
lv						
lvi						

Debtor's Name VREG MM2 IP GLOBAL LLC

Case No. 25-10482

lvii						
lviii						
lix						
lx						
lxi						
lxii						
lxiii						
lxiv						
lxv						
lxvi						
lxvii						
lxviii						
lxix						
lxx						
lxxi						
lxxii						
lxxiii						
lxxiv						
lxxv						
lxxvi						
lxxvii						
lxxvii						
lxxix						
lxxx						
lxxxi						
lxxxii						
lxxxii						
lxxxiv						
lxxxv						
lxxxvi						
lxxxvi						
lxxxvi						
lxxxix						
xc						
xc						
xcii						
xciii						
xciv						
xcv						
xcvi						
xcvii						
xcviii						

Debtor's Name VREG MM2 IP GLOBAL LLC

Case No. 25-10482

	xcix					
	c					
c.	All professional fees and expenses (debtor & committees)					

Part 6: Postpetition Taxes	Current Month	Cumulative
a. Postpetition income taxes accrued (local, state, and federal)	\$0	\$0
b. Postpetition income taxes paid (local, state, and federal)	\$0	\$0
c. Postpetition employer payroll taxes accrued	\$0	\$0
d. Postpetition employer payroll taxes paid	\$0	\$0
e. Postpetition property taxes paid	\$0	\$0
f. Postpetition other taxes accrued (local, state, and federal)	\$0	\$0
g. Postpetition other taxes paid (local, state, and federal)	\$0	\$0

**Part 7: Questionnaire - During this reporting period:**

- a. Were any payments made on prepetition debt? (if yes, see Instructions) Yes  No
- b. Were any payments made outside the ordinary course of business without court approval? (if yes, see Instructions) Yes  No
- c. Were any payments made to or on behalf of insiders? Yes  No
- d. Are you current on postpetition tax return filings? Yes  No
- e. Are you current on postpetition estimated tax payments? Yes  No
- f. Were all trust fund taxes remitted on a current basis? Yes  No
- g. Was there any postpetition borrowing, other than trade credit? (if yes, see Instructions) Yes  No
- h. Were all payments made to or on behalf of professionals approved by the court? Yes  No  N/A
- i. Do you have:
  - Worker's compensation insurance? Yes  No
  - If yes, are your premiums current? Yes  No  N/A  (if no, see Instructions)
  - Casualty/property insurance? Yes  No
  - If yes, are your premiums current? Yes  No  N/A  (if no, see Instructions)
  - General liability insurance? Yes  No
  - If yes, are your premiums current? Yes  No  N/A  (if no, see Instructions)
- j. Has a plan of reorganization been filed with the court? Yes  No
- k. Has a disclosure statement been filed with the court? Yes  No
- l. Are you current with quarterly U.S. Trustee fees as set forth under 28 U.S.C. § 1930? Yes  No



Debtor's Name VREG MM2 IP GLOBAL LLC

Case No. 25-10482

**Part 8: Individual Chapter 11 Debtors (Only)**

- a. Gross income (receipts) from salary and wages \$0
- b. Gross income (receipts) from self-employment \$0
- c. Gross income from all other sources \$0
- d. Total income in the reporting period (a+b+c) \$0
- e. Payroll deductions \$0
- f. Self-employment related expenses \$0
- g. Living expenses \$0
- h. All other expenses \$0
- i. Total expenses in the reporting period (e+f+g+h) \$0
- j. Difference between total income and total expenses (d-i) \$0
- k. List the total amount of all postpetition debts that are past due \$0
- l. Are you required to pay any Domestic Support Obligations as defined by 11 U.S.C § 101(14A)? Yes  No
- m. If yes, have you made all Domestic Support Obligation payments? Yes  No  N/A

**Privacy Act Statement**

28 U.S.C. § 589b authorizes the collection of this information, and provision of this information is mandatory under 11 U.S.C. §§ 704, 1106, and 1107. The United States Trustee will use this information to calculate statutory fee assessments under 28 U.S.C. § 1930(a)(6). The United States Trustee will also use this information to evaluate a chapter 11 debtor's progress through the bankruptcy system, including the likelihood of a plan of reorganization being confirmed and whether the case is being prosecuted in good faith. This information may be disclosed to a bankruptcy trustee or examiner when the information is needed to perform the trustee's or examiner's duties or to the appropriate federal, state, local, regulatory, tribal, or foreign law enforcement agency when the information indicates a violation or potential violation of law. Other disclosures may be made for routine purposes. For a discussion of the types of routine disclosures that may be made, you may consult the Executive Office for United States Trustee's systems of records notice, UST-001, "Bankruptcy Case Files and Associated Records." See 71 Fed. Reg. 59,818 et seq. (Oct. 11, 2006). A copy of the notice may be obtained at the following link: [http://www.justice.gov/ust/eo/rules\\_regulations/index.htm](http://www.justice.gov/ust/eo/rules_regulations/index.htm). Failure to provide this information could result in the dismissal or conversion of your bankruptcy case or other action by the United States Trustee. 11 U.S.C. § 1112(b)(4)(F).


**I declare under penalty of perjury that the foregoing Monthly Operating Report and its supporting documentation are true and correct and that I have been authorized to sign this report on behalf of the estate.**

/s/ Keith Maib  
 Signature of Responsible Party  
Chief Restructuring Officer  
 Title


Keith Maib  
 Printed Name of Responsible Party  
04/23/2025  
 Date

Debtor's Name VREG MM2 IP GLOBAL LLC


Case No. 25-10482




PageOnePartOne



PageOnePartTwo




PageTwoPartOne




PageTwoPartTwo

Debtor's Name VREG MM2 IP GLOBAL LLC


Case No. 25-10482




Bankruptcy1to50



Bankruptcy51to100




NonBankruptcy1to50




NonBankruptcy51to100

Debtor's Name VREG MM2 IP GLOBAL LLC

Case No. 25-10482



PageThree



PageFour

VILLAGE ROADSHOW ENTERTAINMENT GROUP

Listing of Debtor Bank Accounts

Book Balance as of March 31, 2025

Bank Name	Account Name	Account #	Debtor Entity Name	Balance
City National Bank	Checking Account	XXXXX5179	Village Roadshow Entertainment Group USA Inc.	405,202
City National Bank	Payroll Account	XXXXX5187	Village Roadshow Entertainment Group USA Inc.	66,836
City National Bank	Checking Account	XXXXX5209	Village Roadshow Pictures Entertainment Inc.	-
City National Bank	Checking Account	XXXXX5217	Village Roadshow Productions Inc.	-
City National Bank	Checking Account	XXXXX4465	VREG Wonka IP Global LLC	963
Australia & New Zealand Banking Group	Checking Account	XXXXX9842	Village Roadshow Film Administration Management Pty Ltd	80,208
Australia & New Zealand Banking Group	Checking Account	XXXXXXXXXX0001	Village Roadshow Entertainment Group (BVI) Limited	47,001
U.S. Bank	VREG Group A Concentration Account	XXXXX0000	Village Roadshow Films (BVI) Limited	6,336,864
			Village Roadshow Films North America Inc.	2,846,763
			Village Roadshow Films Global Inc.	2,265
			Village Roadshow VS Films LLC	-
			Total	9,185,892
U.S. Bank	VREG Group A Film Reserve Account	XXXXX0001	Village Roadshow Films (BVI) Limited	-
			Village Roadshow Films North America Inc.	-
			Village Roadshow Films Global Inc.	-
			Village Roadshow VS Films LLC	-
			Total	-
U.S. Bank	VREG Group A Appraisal Reserve Account	XXXXX0002	Village Roadshow Films (BVI) Limited	-
			Village Roadshow Films North America Inc.	-
			Village Roadshow Films Global Inc.	-
			Village Roadshow VS Films LLC	-
			Total	-
U.S. Bank	VREG Group A Securitization Equity Account	XXXXX0003	Village Roadshow Films (BVI) Limited	-
			Village Roadshow Films North America Inc.	-
			Village Roadshow Films Global Inc.	-
			Village Roadshow VS Films LLC	-
			Total	-
U.S. Bank	VREG Group A Senior Expense Reserve Account	XXXXX0004	Village Roadshow Films (BVI) Limited	1
			Village Roadshow Films North America Inc.	0
			Village Roadshow Films Global Inc.	0
			Village Roadshow VS Films LLC	-
			Total	1
U.S. Bank	VREG Group A Operating Expense Reserve Account	XXXXX0005	Village Roadshow Films (BVI) Limited	6,952
			Village Roadshow Films North America Inc.	7,094
			Village Roadshow Films Global Inc.	956
			Village Roadshow VS Films LLC	1,141
			Total	16,142
U.S. Bank	VRF Film Receipts Account	XXXXX0006	Village Roadshow Films (BVI) Limited	6,614,211
U.S. Bank	VRFNA Film Receipts Account	XXXXX0007	Village Roadshow Films North America Inc.	772,499
U.S. Bank	VRFG Film Receipts Account	XXXXX0008	Village Roadshow Films Global Inc.	-
U.S. Bank	Virtual Library Film Receipts Account	XXXXX0009	Village Roadshow VS Films LLC	3,845,389
U.S. Bank	VREG Series 2020-1 Collection Account	XXXXX0010	Village Roadshow Films (BVI) Limited	0
			Village Roadshow Films North America Inc.	0
			Village Roadshow Films Global Inc.	0
			Village Roadshow VS Films LLC	-
			Total	0
U.S. Bank	VREG Series 2020-1 Interest Reserve Account	XXXXX0011	Village Roadshow Films (BVI) Limited	2,270,077
			Village Roadshow Films North America Inc.	288,398
			Village Roadshow Films Global Inc.	115,452
			Village Roadshow VS Films LLC	251,883
			Total	2,925,811
U.S. Bank	VREG Series 2020-1 Supplemental Cash Reserve Account	XXXXX0012	Village Roadshow Films (BVI) Limited	-
			Village Roadshow Films North America Inc.	-
			Village Roadshow Films Global Inc.	-
			Village Roadshow VS Films LLC	-
			Total	-
U.S. Bank	VREG Series 2020-1 Cash Trap Reserve Account	XXXXX0013	Village Roadshow Films (BVI) Limited	-
			Village Roadshow Films North America Inc.	-
			Village Roadshow Films Global Inc.	-
			Village Roadshow VS Films LLC	-
			Total	-
Petty Cash	n/a	n/a	Village Roadshow Entertainment Group USA Inc.	341
Petty Cash	n/a	n/a	Village Roadshow Film Administration Management Pty Ltd	23

(a)

(a)

(a)

(a) Includes amounts denominated in non-USD. For reporting purposes amounts have been converted to USD using the relevant exchange rate at the end of the period.

VILLAGE ROADSHOW ENTERTAINMENT GROUP  
Statement of Cash Receipts & Disbursements  
Period from 17 March 2025 to 31 March 2025

MOR Line	Village Roadshow Entertainment Group USA Inc. (25-10475)	VR Zoo Productions Ltd (25-10476)	VREG Funding LLC (25-10477)	VREG IP Global LLC (25-10478)	Village Roadshow Distribution USA Inc. (25-10479)	VREG J2 Global LLC (25-10480)	Village Roadshow Films Global Inc. (25-10481)	VREG MM2 IP Global LLC (25-10482)	VREG OP Global LLC (25-10483)	VREG Production Services Inc. (25-10484)
Opening Balance	(a)	43,070	-	-	-	-	118,674	-	-	-
<u>Receipts</u>										
Film Receipts - Village Share		847	-	-	-	-	-	-	-	-
Film Receipts - Non-Village Share (Pass-Through)		1,812	-	-	-	-	-	-	-	-
Distribution of Film Receipts - Non-Village Share		-	-	-	-	-	-	-	-	-
DIP Loan Proceeds		500,000	-	-	-	-	-	-	-	-
Interest		-	-	-	-	-	-	-	-	-
Other		-	-	-	-	-	-	-	-	-
Total - Receipts	(b)	502,658	-	-	-	-	-	-	-	-
<u>Disbursements (Operating)</u>										
Payroll & Related Costs		(72,390)	-	-	-	-	-	-	-	-
Office Expenses		(99)	-	-	-	-	-	-	-	-
Insurance		(760)	-	-	-	-	-	-	-	-
Taxes		-	-	-	-	-	-	-	-	-
Other		(100)	-	-	-	-	-	-	-	-
Total - Disbursements (Operating)	(c)	(73,349)	-	-	-	-	-	-	-	-
<u>Disbursements (Restructuring/Sale)</u>										
Chief Restructuring Officer (Accordion)		-	-	-	-	-	-	-	-	-
Restructuring Counsel (Sheppard Mullin)		-	-	-	-	-	-	-	-	-
Delaware Bankruptcy Counsel (Young Conaway)		-	-	-	-	-	-	-	-	-
Office of the U.S. Trustee		-	-	-	-	-	-	-	-	-
Other		-	-	-	-	-	-	-	-	-
Total - Disbursements (Restructuring/Sale)	(c)	-	-	-	-	-	-	-	-	-
FX Revaluation	(c)	0	-	-	-	-	-	-	-	-
Intercompany Transfers		-	-	-	-	-	-	-	-	-
Net Cash Flow		429,309	-	-	-	-	-	-	-	-
<b>Closing Balance</b>	<b>(d)</b>	<b>472,379</b>	<b>-</b>	<b>-</b>	<b>-</b>	<b>-</b>	<b>118,674</b>	<b>-</b>	<b>-</b>	<b>-</b>

VILLAGE ROADSHOW ENTERTAINMENT GROUP  
Statement of Cash Receipts & Disbursements  
Period from 17 March 2025 to 31 March 2025

MOR Line	Village Roadshow Films North America Inc. (25-10485)	VREG Television Inc. (25-10486)	VREG Wonka IP Global LLC (25-10487)	Village Roadshow Pictures Entertainment Inc. (25-10488)	VREG WW IP Global LLC (25-10489)	Village Roadshow Pictures North America Inc. (25-10490)	Village Roadshow VS Films LLC (25-10491)	Village Roadshow Productions Inc. (25-10492)	VR DTE Distribution USA Inc. (25-10493)	VR DTE Productions Limited (25-10494)
Opening Balance	(a)	3,609,802	-	963	-	-	-	4,098,413	-	-
<u>Receipts</u>										
Film Receipts - Village Share		274,456	-	-	-	-	-	-	-	-
Film Receipts - Non-Village Share (Pass-Through)		30,495	-	933,292	-	-	-	-	-	-
Distribution of Film Receipts - Non-Village Share		-	-	(933,292)	-	-	-	-	-	-
DIP Loan Proceeds		-	-	-	-	-	-	-	-	-
Interest		-	-	-	-	-	-	-	-	-
Other		-	-	-	-	-	-	-	-	-
Total - Receipts	(b)	304,951	-	-	-	-	-	-	-	-
<u>Disbursements (Operating)</u>										
Payroll & Related Costs		-	-	-	-	-	-	-	-	-
Office Expenses		-	-	-	-	-	-	-	-	-
Insurance		-	-	-	-	-	-	-	-	-
Taxes		-	-	-	-	-	-	-	-	-
Other		-	-	-	-	-	-	-	-	-
Total - Disbursements (Operating)	(c)	-	-	-	-	-	-	-	-	-
<u>Disbursements (Restructuring/Sale)</u>										
Chief Restructuring Officer (Accordion)		-	-	-	-	-	-	-	-	-
Restructuring Counsel (Sheppard Mullin)		-	-	-	-	-	-	-	-	-
Delaware Bankruptcy Counsel (Young Conaway)		-	-	-	-	-	-	-	-	-
Office of the U.S. Trustee		-	-	-	-	-	-	-	-	-
Other		-	-	-	-	-	-	-	-	-
Total - Disbursements (Restructuring/Sale)	(c)	-	-	-	-	-	-	-	-	-
FX Revaluation	(c)	-	-	-	-	-	-	-	-	-
Intercompany Transfers		-	-	-	-	-	-	-	-	-
Net Cash Flow		304,951	-	-	-	-	-	-	-	-
<b>Closing Balance</b>	<b>(d)</b>	<b>3,914,753</b>	<b>-</b>	<b>963</b>	<b>-</b>	<b>-</b>	<b>-</b>	<b>4,098,413</b>	<b>-</b>	<b>-</b>

VILLAGE ROADSHOW ENTERTAINMENT GROUP  
Statement of Cash Receipts & Disbursements  
Period from 17 March 2025 to 31 March 2025

MOR Line	VR Funding LLC (25-10495)	VREG Films Ltd (25-10496)	Village Roadshow Film Administration Management P/L (25-10497)	Village Roadshow Distribution Pty Ltd (25-10498)	Village Roadshow Entertainment Group Asia Ltd (25-10499)	Crescent Film Holdings Limited (25-10500)	Village Roadshow Distribution UK Limited (25-10501)	Village Roadshow Entertainment Group (BVI) Limited (25-10502)	Village Roadshow Productions (BVI) Ltd (25-10503)	VR Zoo Distribution USA Inc. (25-10504)
Opening Balance	(a)	-	-	100,671	-	-	-	46,966	-	-
<u>Receipts</u>										
Film Receipts - Village Share	-	-	-	-	-	-	-	-	-	-
Film Receipts - Non-Village Share (Pass-Through)	-	-	-	-	-	-	-	167	-	-
Distribution of Film Receipts - Non-Village Share	-	-	-	-	-	-	-	(167)	-	-
DIP Loan Proceeds	-	-	-	-	-	-	-	-	-	-
Interest	-	-	-	-	-	-	-	37	-	-
Other	-	-	-	-	-	-	-	-	-	-
Total - Receipts	(b)	-	-	-	-	-	-	37	-	-
<u>Disbursements (Operating)</u>										
Payroll & Related Costs	-	-	(21,990)	-	-	-	-	-	-	-
Office Expenses	-	-	-	-	-	-	-	-	-	-
Insurance	-	-	-	-	-	-	-	-	-	-
Taxes	-	-	1,876	-	-	-	-	-	-	-
Other	-	-	(8)	-	-	-	-	(1)	-	-
Total - Disbursements (Operating)	(c)	-	(20,121)	-	-	-	-	(1)	-	-
<u>Disbursements (Restructuring/Sale)</u>										
Chief Restructuring Officer (Accordion)	-	-	-	-	-	-	-	-	-	-
Restructuring Counsel (Sheppard Mullin)	-	-	-	-	-	-	-	-	-	-
Delaware Bankruptcy Counsel (Young Conaway)	-	-	-	-	-	-	-	-	-	-
Office of the U.S. Trustee	-	-	-	-	-	-	-	-	-	-
Other	-	-	-	-	-	-	-	-	-	-
Total - Disbursements (Restructuring/Sale)	(c)	-	-	-	-	-	-	-	-	-
FX Revaluation	(c)	-	(319)	-	-	-	-	-	-	-
Intercompany Transfers	-	-	-	-	-	-	-	-	-	-
Net Cash Flow		-	(20,440)	-	-	-	-	36	-	-
<b>Closing Balance</b>	<b>(d)</b>	-	-	<b>80,231</b>	-	-	-	<b>47,001</b>	-	-



VILLAGE ROADSHOW ENTERTAINMENT GROUP  
Statement of Cash Receipts & Disbursements  
Period from 17 March 2025 to 31 March 2025

MOR Line	Village Roadshow Distribution (BVI) Limited (25-10505)	Village Roadshow Films (BVI) Limited (25-10506)	VR Films Holdings (BVI) Limited (25-10507)	Village Roadshow Holdings USA Inc. (25-10508)
Opening Balance	(a)	-	13,834,490	-
<u>Receipts</u>				
Film Receipts - Village Share	-	841,787	-	-
Film Receipts - Non-Village Share (Pass-Through)	-	551,828	-	-
Distribution of Film Receipts - Non-Village Share	-	-	-	-
DIP Loan Proceeds	-	-	-	-
Interest	-	-	-	-
Other	-	-	-	-
Total - Receipts	(b)	1,393,615	-	-
<u>Disbursements (Operating)</u>				
Payroll & Related Costs	-	-	-	-
Office Expenses	-	-	-	-
Insurance	-	-	-	-
Taxes	-	-	-	-
Other	-	-	-	-
Total - Disbursements (Operating)	(c)	-	-	-
<u>Disbursements (Restructuring/Sale)</u>				
Chief Restructuring Officer (Accordion)	-	-	-	-
Restructuring Counsel (Sheppard Mullin)	-	-	-	-
Delaware Bankruptcy Counsel (Young Conaway)	-	-	-	-
Office of the U.S. Trustee	-	-	-	-
Other	-	-	-	-
Total - Disbursements (Restructuring/Sale)	(c)	-	-	-
FX Revaluation	(c)	-	-	-
Intercompany Transfers	-	-	-	-
Net Cash Flow		1,393,615	-	-
<b>Closing Balance</b>	<b>(d)</b>	<b>15,228,105</b>	<b>-</b>	<b>-</b>

VILLAGE ROADSHOW ENTERTAINMENT GROUP  
Statement of Financial Position  
As at 31 March 2025

MOR Line	Village Roadshow Entertainment Group USA Inc. (25-10475)	VR Zoo Productions Ltd (25-10476)	VREG Funding LLC (25-10477)	VREG IP Global LLC (25-10478)	Village Roadshow Distribution USA Inc. (25-10479)	VREG J2 Global LLC (25-10480)	Village Roadshow Films Global Inc. (25-10481)	VREG MM2 IP Global LLC (25-10482)	VREG OP Global LLC (25-10483)	VREG Production Services Inc. (25-10484)
<b>Current assets</b>										
Trade and other receivables	(a) / (b)	222,255	-	-	-	2,623,263	-	107,080	-	-
Cash and cash equivalents		472,379	-	-	-	-	-	118,674	-	-
Prepayments and other assets		194,549	-	-	2,637	3,038	2,637	3,683	2,637	2,637
Total - Current assets	(d)	889,183	-	-	2,637	2,626,301	2,637	229,437	2,637	2,637
<b>Non-current assets</b>										
Motion picture and television production costs		-	-	-	-	-	-	1,032,256	-	-
Right-of-use assets		-	-	-	-	-	-	-	-	-
Investments		41,759,366	-	-	-	-	-	-	-	-
Prepayments and other assets		455,082	-	-	-	-	-	-	-	-
Debt issuance costs		-	-	-	-	-	-	296,173	-	-
Intercompany receivable		125,155,534	-	-	-	-	-	75,882,509	-	-
Total - Non-current assets		167,369,982	-	-	-	-	-	77,210,938	-	-
<b>Total - Assets</b>	(e)	<b>168,259,165</b>	-	-	<b>2,637</b>	<b>2,626,301</b>	<b>2,637</b>	<b>77,440,375</b>	<b>2,637</b>	<b>2,637</b>
<b>Current liabilities</b>										
Trade and other payables		2,746,868	-	-	-	-	-	55,943	-	-
Other interest bearing liabilities		-	-	-	-	-	-	1,079,969	-	-
Lease liabilities		-	-	-	-	-	-	-	-	-
Other		7,410	-	-	-	-	-	310,682	-	-
Total - Current liabilities		2,754,278	-	-	-	-	-	1,446,593	-	-
<b>Non-current liabilities</b>										
Other interest bearing liabilities		-	-	-	-	-	-	7,185,701	-	-
Lease liabilities		-	-	-	-	-	-	-	-	-
Intercompany payable		243,710,266	2,343	1,600	10,242	33,114,973	24,877	-	71,410	10,242
Other		-	-	-	-	-	-	-	-	464,960
Total - Non-current liabilities		243,710,266	2,343	1,600	10,242	33,114,973	24,877	7,185,701	71,410	10,242
<b>Total - Liabilities</b>	(n)	<b>246,464,543</b>	<b>2,343</b>	<b>1,600</b>	<b>10,242</b>	<b>33,114,973</b>	<b>24,877</b>	<b>8,632,294</b>	<b>71,410</b>	<b>10,242</b>
<b>Equity</b>										
Contributed equity		209,501,826	2	-	-	10	-	90,747,449	-	-
Accumulated losses		(299,832,204)	(2,345)	(1,600)	(7,605)	(30,488,683)	(22,240)	(21,939,368)	(68,773)	(7,605)
Reserves		12,125,000	-	-	-	-	-	-	-	-
Total - Equity	(o)	(78,205,378)	(2,343)	(1,600)	(7,605)	(30,488,673)	(22,240)	68,808,081	(68,773)	(7,605)
<b>Total - Liabilities and equity</b>		<b>168,259,165</b>	-	-	<b>2,637</b>	<b>2,626,301</b>	<b>2,637</b>	<b>77,440,375</b>	<b>2,637</b>	<b>2,637</b>

VILLAGE ROADSHOW ENTERTAINMENT GROUP  
Statement of Financial Position  
As at 31 March 2025

MOR Line	Village Roadshow Films North America Inc. (25-10485)	VREG Television Inc. (25-10486)	VREG Wonka IP Global LLC (25-10487)	Village Roadshow Pictures Entertainment Inc. (25-10488)	VREG WW IP Global LLC (25-10489)	Village Roadshow Pictures North America Inc. (25-10490)	Village Roadshow VS Films LLC (25-10491)	Village Roadshow Productions Inc. (25-10492)	VR DTE Distribution USA Inc. (25-10493)	VR DTE Productions Limited (25-10494)
<b>Current assets</b>										
Trade and other receivables	(a) / (b)	-	-	-	-	-	-	-	-	-
Cash and cash equivalents		3,914,753	-	963	-	-	-	4,098,413	-	-
Prepayments and other assets		4,682	-	2,636	4,740	2,637	3,038	3,656	-	-
Total - Current assets	(d)	3,919,435	-	3,599	4,740	2,637	3,038	4,102,068	-	-
<b>Non-current assets</b>										
Motion picture and television production costs		4,329,507	-	-	-	-	-	17,125,047	-	-
Right-of-use assets		-	-	-	-	-	-	-	-	-
Investments		74,286,356	-	-	1,000	-	-	-	-	-
Prepayments and other assets		-	-	-	-	-	-	-	-	-
Debt issuance costs		791,918	-	-	-	-	-	768,399	-	-
Intercompany receivable		-	-	5,418,581	-	-	27,303	-	-	-
Total - Non-current assets		79,407,781	-	5,418,581	1,000	-	27,303	17,893,445	-	-
<b>Total - Assets</b>	(e)	<b>83,327,216</b>	-	<b>5,422,181</b>	<b>5,740</b>	<b>2,637</b>	<b>30,341</b>	<b>21,995,514</b>	-	-
<b>Current liabilities</b>										
Trade and other payables		6,665,337	-	963	-	-	-	123,369	-	-
Other interest bearing liabilities		3,711,984	-	-	-	-	-	1,815,128	-	-
Lease liabilities		-	-	-	-	-	-	-	-	-
Other		-	-	-	-	-	-	-	-	-
Total - Current liabilities		10,377,320	-	963	-	-	-	1,938,497	-	-
<b>Non-current liabilities</b>										
Other interest bearing liabilities		17,617,996	-	-	-	-	-	17,009,111	-	-
Lease liabilities		-	-	-	-	-	-	-	-	-
Intercompany payable		60,088,722	11,782,005	-	16,095,706	10,242	-	1,250,682	110,399	5,702
Other		-	-	-	-	-	-	-	-	2,343
Total - Non-current liabilities		77,706,717	11,782,005	-	16,095,706	10,242	-	18,259,793	110,399	5,702
<b>Total - Liabilities</b>	(n)	<b>88,084,038</b>	<b>11,782,005</b>	<b>963</b>	<b>16,095,706</b>	<b>10,242</b>	-	<b>20,198,290</b>	<b>110,399</b>	<b>5,702</b>
<b>Equity</b>										
Contributed equity		35,062,212	10	-	1,622,853	-	0	-	1,000	10
Accumulated losses		(39,819,034)	(11,782,015)	5,421,218	(17,712,819)	(7,605)	30,341	1,797,224	(111,399)	(5,712)
Reserves		-	-	-	-	-	-	-	-	-
Total - Equity	(o)	(4,756,821)	(11,782,005)	5,421,218	(16,089,966)	(7,605)	30,341	1,797,224	(110,399)	(5,702)
<b>Total - Liabilities and equity</b>		<b>83,327,216</b>	-	<b>5,422,181</b>	<b>5,740</b>	<b>2,637</b>	<b>30,341</b>	<b>21,995,514</b>	-	-

VILLAGE ROADSHOW ENTERTAINMENT GROUP  
Statement of Financial Position  
As at 31 March 2025

MOR Line	VR Funding LLC (25-10495)	VREG Films Ltd (25-10496)	Village Roadshow Film Administration Management P/L (25-10497)	Village Roadshow Distribution Pty Ltd (25-10498)	Village Roadshow Entertainment Group Asia Ltd (25-10499)	Crescent Film Holdings Limited (25-10500)	Village Roadshow Distribution UK Limited (25-10501)	Village Roadshow Entertainment Group (BVI) Limited (25-10502)	Village Roadshow Productions (BVI) Ltd (25-10503)	VR Zoo Distribution USA Inc. (25-10504)
<b>Current assets</b>										
Trade and other receivables	(a) / (b)	-	-	1,150	-	-	-	-	-	-
Cash and cash equivalents		-	-	80,231	-	-	-	47,001	-	-
Prepayments and other assets		2,894	-	19,477	-	-	3,083	1,332,865	9,248	-
Total - Current assets	(d)	2,894	-	100,858	-	-	3,083	1,379,866	9,248	-
<b>Non-current assets</b>										
Motion picture and television production costs		-	-	-	-	-	-	-	-	-
Right-of-use assets		-	-	-	-	-	-	-	-	-
Investments		35,062,212	-	378,907	-	-	1,072,581	135,103,059	4	-
Prepayments and other assets		-	-	-	-	-	-	-	-	-
Debt issuance costs		-	-	-	-	-	-	-	-	-
Intercompany receivable		-	1	688,312	-	-	-	511,450,595	41,826,214	-
Total - Non-current assets		35,062,212	1	1,067,219	-	-	1,072,581	646,553,654	41,826,218	-
<b>Total - Assets</b>	(e)	<b>35,065,107</b>	<b>1</b>	<b>1,168,077</b>	<b>-</b>	<b>-</b>	<b>1,075,663</b>	<b>647,933,520</b>	<b>41,835,465</b>	<b>-</b>
<b>Current liabilities</b>										
Trade and other payables		-	-	9,614	-	1,677	-	3,619	682,563	-
Other interest bearing liabilities		-	-	-	-	-	-	31,196,491	-	-
Lease liabilities		-	-	-	-	-	-	-	-	-
Other		-	-	88,291	-	433	-	-	-	-
Total - Current liabilities		-	-	97,904	-	2,111	-	3,619	31,879,054	-
<b>Non-current liabilities</b>										
Other interest bearing liabilities		-	-	-	-	-	-	134,242,357	-	-
Lease liabilities		-	-	-	-	-	-	-	-	-
Intercompany payable		29,667	-	1,537,379	688,312	21,743,887	24,010,204	234,710,341	-	5,702
Other		-	-	-	-	-	-	-	-	-
Total - Non-current liabilities		29,667	-	1,537,379	688,312	21,743,887	24,010,204	368,952,698	-	5,702
<b>Total - Liabilities</b>	(n)	<b>29,667</b>	<b>-</b>	<b>1,635,283</b>	<b>688,312</b>	<b>21,745,998</b>	<b>24,010,204</b>	<b>3,619</b>	<b>400,831,752</b>	<b>-</b>
<b>Equity</b>										
Contributed equity		35,062,212	1	1,108,645	1	10	1,072,580	2	738,692,958	323,031
Accumulated losses		(26,773)	-	(1,344,596)	(642,056)	(21,746,008)	(24,007,121)	(3,620)	(519,447,000)	41,512,434
Reserves		-	-	(231,255)	(46,256)	-	-	-	27,855,810	-
Total - Equity	(o)	35,035,440	1	(467,206)	(688,312)	(21,745,998)	(22,934,541)	(3,619)	247,101,768	41,835,465
<b>Total - Liabilities and equity</b>		<b>35,065,107</b>	<b>1</b>	<b>1,168,077</b>	<b>-</b>	<b>-</b>	<b>1,075,663</b>	<b>-</b>	<b>647,933,520</b>	<b>41,835,465</b>

VILLAGE ROADSHOW ENTERTAINMENT GROUP  
Statement of Financial Position  
As at 31 March 2025

MOR Line	Village Roadshow Distribution (BVI) Limited (25-10505)	Village Roadshow Films (BVI) Limited (25-10506)	VR Films Holdings (BVI) Limited (25-10507)	Village Roadshow Holdings USA Inc. (25-10508)
<b>Current assets</b>				
Trade and other receivables	(a) / (b)	14,435,945	310,102	-
Cash and cash equivalents		-	15,228,105	-
Prepayments and other assets		9,128	10,705	-
Total - Current assets	(d)	14,445,073	15,548,911	-
<b>Non-current assets</b>				
Motion picture and television production costs		-	7,609,886	-
Right-of-use assets		-	-	-
Investments		5,001,002	-	5,001,000
Prepayments and other assets		-	-	-
Debt issuance costs		-	7,397,049	-
Intercompany receivable		194,421,504	-	1
Total - Non-current assets		199,422,506	15,006,935	5,001,001
<b>Total - Assets</b>	<b>(e)</b>	<b>213,867,579</b>	<b>30,555,846</b>	<b>5,001,001</b>
<b>Current liabilities</b>				
Trade and other payables		20,998	19,076,960	-
Other interest bearing liabilities		-	14,552,911	-
Lease liabilities		-	-	-
Other		-	620,205	-
Total - Current liabilities		20,998	34,250,076	-
<b>Non-current liabilities</b>				
Other interest bearing liabilities		-	160,847,807	-
Lease liabilities		-	-	-
Intercompany payable		2,559,751	371,937,553	-
Other		-	-	2,078,401
Total - Non-current liabilities		2,559,751	532,785,360	-
<b>Total - Liabilities</b>	<b>(n)</b>	<b>2,580,749</b>	<b>567,035,436</b>	<b>-</b>
<b>Equity</b>				
Contributed equity		844,472	4,998,673	5,001,001
Accumulated losses		210,442,358	(541,478,263)	-
Reserves		-	-	-
Total - Equity	<b>(o)</b>	211,286,830	(536,479,590)	5,001,001
<b>Total - Liabilities and equity</b>		<b>213,867,579</b>	<b>30,555,846</b>	<b>5,001,001</b>

VILLAGE ROADSHOW ENTERTAINMENT GROUP  
Schedule of Funds Borrowed Postpetition  
For the Period 17 March 2025 to 31 March 2025

Date	Description	Debtor Entity Name	Amount
21-Mar-2025	DIP Loan	Village Roadshow Entertainment Group (BVI) Limited	500,000

VILLAGE ROADSHOW ENTERTAINMENT GROUP  
Statement of Income  
Period from 17 March 2025 to 31 March 2025

MOR Line	Village Roadshow Entertainment Group USA Inc. (25-10475)	VR Zoo Productions Ltd (25-10476)	VREG Funding LLC (25-10477)	VREG IP Global LLC (25-10478)	Village Roadshow Distribution USA Inc. (25-10479)	VREG J2 Global LLC (25-10480)	Village Roadshow Films Global Inc. (25-10481)	VREG MM2 IP Global LLC (25-10482)	VREG OP Global LLC (25-10483)	VREG Production Services Inc. (25-10484)
<b>Revenue</b>										
Film distribution	-	-	-	-	-	-	-	-	-	-
Television and streaming	-	-	-	-	-	-	-	-	-	-
Other	-	-	-	-	-	-	-	-	-	-
Total - Revenue	(a) -	-	-	-	-	-	-	-	-	-
<b>Costs of revenue</b>										
Film and television amortisation	-	-	-	-	-	-	-	-	-	-
Film and television impairment	-	-	-	-	-	-	-	-	-	-
Other costs of revenue	(70,775)	-	-	-	-	-	-	-	-	-
Total - Costs of revenue	(b) (70,775)	-	-	-	-	-	-	-	-	-
<b>Gross Profit</b>	(c) (70,775)	-	-	-	-	-	-	-	-	-
Selling/marketing expenses	(d) -	-	-	-	-	-	-	-	-	-
<b>General and administrative expenses</b>										
Wages & salaries	(77,068)	-	-	(147)	(169)	(147)	(169)	(147)	(147)	-
Professional fees	(1,061)	-	-	-	-	-	(35)	-	-	-
Office and administrative expenses	(12,996)	-	-	-	-	-	(37)	-	-	-
Other	(22,845)	-	-	-	-	-	-	-	-	-
Total - General and administrative expenses	(e) (113,970)	-	-	(147)	(169)	(147)	(241)	(147)	(147)	-
Other income (expenses)	(f) 134,144	-	-	-	-	-	-	-	-	-
Depreciation and amortization	(g) (3,458)	-	-	-	-	-	-	-	-	-
<b>Interest</b>										
Interest income	-	-	-	-	-	-	-	-	-	-
Interest expense	-	-	-	-	-	-	(15,301)	-	-	-
Total - Interest	(h) -	-	-	-	-	-	(15,301)	-	-	-
Taxes	(i) -	-	-	-	-	-	-	-	-	-
Reorganization items	(j) -	-	-	-	-	-	-	-	-	-
<b>Profit (loss) for the period</b>	(k) (54,059)	-	-	(147)	(169)	(147)	(15,543)	(147)	(147)	-

VILLAGE ROADSHOW ENTERTAINMENT GROUP  
Statement of Income  
Period from 17 March 2025 to 31 March 2025

MOR Line	Village Roadshow Films North America Inc. (25-10485)	VREG Television Inc. (25-10486)	VREG Wonka IP Global LLC (25-10487)	Village Roadshow Pictures Entertainment Inc. (25-10488)	VREG WW IP Global LLC (25-10489)	Village Roadshow Pictures North America Inc. (25-10490)	Village Roadshow VS Films LLC (25-10491)	Village Roadshow Productions Inc. (25-10492)	VR DTE Distribution USA Inc. (25-10493)	VR DTE Productions Limited (25-10494)
<b>Revenue</b>										
Film distribution	454,655	-	-	-	-	-	-	-	-	-
Television and streaming	-	-	-	-	-	-	-	-	-	-
Other	-	-	-	-	-	-	-	-	-	-
Total - Revenue	(a) 454,655	-	-	-	-	-	-	-	-	-
<b>Costs of revenue</b>										
Film and television amortisation	(80,864)	-	-	-	-	-	-	-	-	-
Film and television impairment	-	-	-	-	-	-	-	-	-	-
Other costs of revenue	-	-	-	-	-	-	-	-	-	-
Total - Costs of revenue	(b) (80,864)	-	-	-	-	-	-	-	-	-
<b>Gross Profit</b>	(c) 373,791	-	-	-	-	-	-	-	-	-
Selling/marketing expenses	(d) -	-	-	-	-	-	-	-	-	-
<b>General and administrative expenses</b>										
Wages & salaries	(169)	-	(146)	-	(147)	(169)	(161)	-	-	-
Professional fees	(118)	-	-	-	-	-	(63)	-	-	-
Office and administrative expenses	(37)	-	-	-	-	-	-	-	-	-
Other	-	-	-	-	-	-	-	-	-	-
Total - General and administrative expenses	(e) (325)	-	(146)	-	(147)	(169)	(224)	-	-	-
Other income (expenses)	(f) -	-	-	-	-	-	-	-	-	-
Depreciation and amortization	(g) -	-	-	-	-	-	-	-	-	-
<b>Interest</b>										
Interest income	-	-	-	-	-	-	-	-	-	-
Interest expense	(41,144)	-	-	-	-	-	(35,578)	-	-	-
Total - Interest	(h) (41,144)	-	-	-	-	-	(35,578)	-	-	-
Taxes	(i) -	-	-	-	-	-	-	-	-	-
Reorganization items	(j) -	-	-	-	-	-	-	-	-	-
<b>Profit (loss) for the period</b>	(k) 332,323	-	(146)	-	(147)	(169)	(35,803)	-	-	-



VILLAGE ROADSHOW ENTERTAINMENT GROUP  
Statement of Income  
Period from 17 March 2025 to 31 March 2025

MOR Line	VR Funding LLC (25-10495)	VREG Films Ltd (25-10496)	Village Roadshow Film Administration Management P/L (25-10497)	Village Roadshow Distribution Pty Ltd (25-10498)	Village Roadshow Entertainment Group Asia Ltd (25-10499)	Crescent Film Holdings Limited (25-10500)	Village Roadshow Distribution UK Limited (25-10501)	Village Roadshow Entertainment Group (BVI) Limited (25-10502)	Village Roadshow Productions (BVI) Ltd (25-10503)	VR Zoo Distribution USA Inc. (25-10504)
<b>Revenue</b>										
Film distribution	-	-	-	-	-	-	-	-	-	-
Television and streaming	-	-	-	-	-	-	-	-	-	-
Other	-	-	-	-	-	-	-	-	-	-
Total - Revenue	(a)	-	-	-	-	-	-	-	-	-
<b>Costs of revenue</b>										
Film and television amortisation	-	-	-	-	-	-	-	-	-	-
Film and television impairment	-	-	-	-	-	-	-	-	-	-
Other costs of revenue	-	-	-	-	-	-	-	-	-	-
Total - Costs of revenue	(b)	-	-	-	-	-	-	-	-	-
<b>Gross Profit</b>	(c)	-	-	-	-	-	-	-	-	-
Selling/marketing expenses	(d)	-	-	-	-	-	-	-	-	-
<b>General and administrative expenses</b>										
Wages & salaries	(161)	-	(29,910)	-	-	(171)	-	(7,500)	(514)	-
Professional fees	-	-	(3)	-	-	-	-	-	-	-
Office and administrative expenses	-	-	(7,104)	-	-	-	-	(55,021)	-	-
Other	-	-	-	-	-	-	-	(151,281)	-	-
Total - General and administrative expenses	(e)	(161)	-	(37,017)	-	(171)	-	(213,802)	(514)	-
Other income (expenses)	(f)	-	-	35,390	2,189	-	-	-	-	-
Depreciation and amortization	(g)	-	-	-	-	-	-	-	-	-
<b>Interest</b>										
Interest income	-	-	1	-	-	-	-	37	-	-
Interest expense	-	-	-	-	-	-	-	(280,937)	-	-
Total - Interest	(h)	-	-	1	-	-	-	(280,900)	-	-
Taxes	(i)	-	-	-	-	-	-	(1)	-	-
Reorganization items	(j)	-	-	-	-	-	-	(431,808)	-	-
<b>Profit (loss) for the period</b>	(k)	(161)	-	(1,626)	2,189	(171)	-	(926,511)	(514)	-

VILLAGE ROADSHOW ENTERTAINMENT GROUP  
Statement of Income  
Period from 17 March 2025 to 31 March 2025

MOR Line	Village Roadshow Distribution (BVI) Limited (25-10505)	Village Roadshow Films (BVI) Limited (25-10506)	VR Films Holdings (BVI) Limited (25-10507)	Village Roadshow Holdings USA Inc. (25-10508)
<b>Revenue</b>				
Film distribution	-	1,347,290	-	-
Television and streaming	-	-	-	-
Other	-	-	-	-
Total - Revenue	(a) -	1,347,290	-	-
<b>Costs of revenue</b>				
Film and television amortisation	-	(148,196)	-	-
Film and television impairment	-	-	-	-
Other costs of revenue	-	-	-	-
Total - Costs of revenue	(b) -	(148,196)	-	-
<b>Gross Profit</b>	(c) -	<b>1,199,094</b>	-	-
Selling/marketing expenses	(d) -	-	-	-
<b>General and administrative expenses</b>				
Wages & salaries	(507)	(171)	-	-
Professional fees	-	(616)	-	-
Office and administrative expenses	-	(58)	-	-
Other	-	-	-	-
Total - General and administrative expenses	(e) (507)	(845)	-	-
Other income (expenses)	(f) -	-	-	-
Depreciation and amortization	(g) -	-	-	-
<b>Interest</b>				
Interest income	-	-	-	-
Interest expense	-	(335,079)	-	-
Total - Interest	(h) -	(335,079)	-	-
Taxes	(i) -	-	-	-
Reorganization items	(j) -	-	-	-
<b>Profit (loss) for the period</b>	(k) (507)	<b>863,170</b>	-	-

VILLAGE ROADSHOW ENTERTAINMENT GROUP  
Schedule of Payments on Prepetition Debt  
For the Period 17 March 2025 to 31 March 2025

Date	Payment To	Description	Debtor Entity Name	Amount
17-Mar-2025	ADP	Payment of ADP payroll fee	Village Roadshow Entertainment Group USA Inc.	595



that the financial information presented herein is complete, and readers are strongly cautioned not to place undue reliance on the MOR.

Furthermore, the monthly financial information contained herein has not been subjected to the same level of accounting review and testing that the Debtors apply in the preparation of their annual consolidated financial information in accordance with U.S. GAAP. Accordingly, upon the application of such procedures, the Debtors believe that the financial information may be subject to change, and these changes could be material.

In future periods, any changes to prior period balances will be reflected in the current month's MOR.

The results of operations contained herein are not necessarily indicative of results that may be expected from any other period or for the full year and may not necessarily reflect the consolidated results of operations and financial position of the Debtors in the future.

2. **Consolidated Entity Accounts Payable and Disbursements Systems.** Cash is received and disbursed by the Debtors as described in the *Debtors' Motion for Entry of Interim and Final Orders (I) Authorizing the Debtors to (A) Continue to Operate Their Cash Management System, (B) Honor Certain Prepetition Obligations Related Thereto, (C) Maintain Existing Business Forms, (D) Continue Intercompany Transactions; (II) Confirming Administrative Expense Priority for Postpetition Intercompany Claims; and (II) Granting Related Relief* [D.I. 7] (the "Cash Management Motion") to the extent approved in the order granting the relief requested in the Cash Management Motion on an interim basis [D.I. 67] and a final basis [D.I. 238].
3. **Accuracy.** The financial information disclosed herein was not prepared in accordance with federal or state securities laws or other applicable non-bankruptcy law or in lieu of complying with any periodic reporting requirements thereunder. Persons and entities trading in or otherwise purchasing, selling, or transferring the claims against or equity interests in the Debtors should evaluate this financial information in light of the purposes for which it was prepared. The Debtors are not liable for and undertake no responsibility to indicate variations from securities laws or for any evaluations of the Debtors based on this financial information or any other information.
4. **Payment of Pre-Petition Claims Pursuant to First Day Orders.** The Bankruptcy Court has entered orders authorizing, but not directing, the Debtors to pay, among other things, certain pre-petition (a) employee wages, salaries and other compensation and benefits [D.I. 63 (interim relief) and D.I. 186 (final relief)]; (b) obligations related to the use of the Debtors' cash management system [D.I. 67 (interim relief) and D.I. 238 (final relief)]; and (c) taxes and related obligations [D.I. 64 (interim relief) and D.I. 187 (final relief)] (a)-(c) collectively, the "First Day Orders"). To the extent any payments were made on account of such claims or obligations following the commencement of these chapter 11 cases pursuant to the authority granted to the Debtors by the Bankruptcy Court under the First Day Orders, such payments have been included in the MOR unless otherwise noted.

5. **Insiders.** For purposes of this MOR, the Debtors defined “insiders” as provided in 11 U.S.C. section 101(31) of the Bankruptcy Code during the relevant time period. The Debtors do not concede or take any position with respect to (a) such person’s influence over the control of the Debtors; (b) the management responsibilities or functions of such individual; (c) the decision-making or corporate authority of such individual; or (d) whether such individual could successfully argue that he or she is not an “insider” under applicable law, including, without limitation, the federal securities laws or with respect to any theories of liability or any other purpose. Further, the inclusion of a party as an “insider” solely for purposes of this MOR is not an acknowledgement, admission, or concession that such party is an “insider” under applicable bankruptcy law.
  
6. **Reservation of Rights.** The Debtors reserve all rights to amend or supplement the MOR in all respects, as may be necessary or appropriate. Nothing contained in this MOR shall constitute a waiver of any of the Debtors’ rights or an admission with respect to these chapter 11 cases.