

Attorney or Party Name, Address, Telephone and FAX	
Samuel R. Maizel, Esq. (Bar No. 189301) Tania M. Moyron, Esq. (Bar No. 235736) Dentons US LLP 601 South Figueroa Street, Suite 2500 Los Angeles, CA 90017-5704 T: (213) 623-9300 F: (213) 623-9924	
UNITED STATES DEPARTMENT OF JUSTICE OFFICE OF THE UNITED STATES TRUSTEE CENTRAL DISTRICT OF CALIFORNIA	ATTACH TO THE FRONT OF THE MONTHLY OPERATING REPORT AND SUBMIT TO UNITED STATES TRUSTEE
In re:	Case Number: 18-20151-ER (See Below)
VERITY HEALTH SYSTEM OF CALIFORNIA, INC, <i>et al.</i> , <div style="text-align: right;">Debtors.</div>	MONTHLY OPERATING REPORT DISBURSEMENT SUMMARY MOR NO. 12 FOR MONTH ENDING: August 2019

1. Total number of Debtor in Possession Bank Accounts for all Debtors.	76
2. TOTAL THIRD PARTY DISBURSEMENTS THIS PERIOD FROM ALL DEBTOR IN POSSESSION ACCOUNTS FOR ALL ENTITIES WITH BANK ACCOUNTS	<div style="border: 1px solid black; padding: 5px; display: inline-block;">\$99,776,553.66</div>

The Debtors in the these chapter 11 cases, along with their case numbers are: Verity Health System of California, Inc. 18-20151-ER, O'Connor Hospital 18-20168-ER, Saint Louise Regional Hospital 18-20162-ER, St. Francis Medical Center 18-20165-ER, St. Vincent Medical Center 18-20164-ER, Seton Medical Center 18-20167-ER, O'Connor Hospital Foundation 18-20179-ER, Saint Louise Regional Hospital Foundation 18-20172-ER, St. Francis Medical Center of Lynwood Foundation 18-20178-ER, St. Vincent Foundation 18-20180-ER, St. Vincent Dialysis Center, Inc. 18-20171-ER Seton Medical Center Foundation 18-20175-ER, Verity Business Services 18-20173-ER, Verity Medical Foundation 18-20169-ER, Verity Holdings, LLC 18-20163-ER, DePaul Ventures, LLC 18-20176-ER, and DePaul Ventures - San Jose Dialysis, LLC 18-20181-ER.

Effective September 1, 2011

USTLA 16



182015119100300000000010

Verity Bank Account Summary

For the month ending 8/31/2019

\$ in 000's

Debtor Name ¹	Debtor Case #	Beg Balance	Total Receipts	Operating Disbursements	Sweep Inflows	Sweep Outflows	DIP Inflows ²	DIP Outflows ²	I/C Inflows	I/C Outflows	Ending Bank Balance	Total Transaction Count
Verity Health System of California, Inc.	18-20151	\$ 38,080	\$ 449	\$ (26,142)	\$ 74,161	\$ (107)	\$ 132,000	\$ (74,249)	\$ 30,225	\$ (107,809)	\$ 66,608	688
O'Connor Hospital	18-20168	111,999	1,864	(382)	-	(1,654)	-	-	745	(5)	112,567	319
St. Louise Regional Hospital	18-20162	57,895	678	(162)	-	(563)	-	-	100	-	57,947	223
St. Francis Medical Center	18-20165	5,309	36,540	(32,565)	-	(36,253)	-	-	53,051	(18,392)	7,690	2,849
St. Vincent Medical Center	18-20164	4,164	16,662	(17,847)	-	(16,663)	-	-	25,037	(3,659)	7,695	1,500
Seton Medical Center	18-20167	3,082	17,842	(16,887)	-	(17,924)	-	-	27,043	(9,741)	3,415	1,706
O'Connor Hospital Foundation	18-20179	1,587	2	-	-	-	-	-	-	-	1,589	2
St. Louise Regional Hospital Foundation	18-20172	320	0	(0)	-	-	-	-	-	-	321	2
St. Francis Medical Center of Lynwood Foundation	18-20178	139	296	-	-	-	-	-	-	(254)	180	7
St. Vincent Medical Center Foundation	18-20180	1,475	771	-	-	-	-	-	-	(308)	1,937	3
St. Vincent Dialysis Center, Inc.	18-20171	-	666	-	-	(615)	-	-	-	-	51	26
Seton Medical Center Foundation	18-20175	5,573	11	(5)	-	-	-	-	-	(247)	5,332	37
Verity Business Services	18-20173	436	-	(2,125)	-	-	-	-	3,436	(1,216)	531	106
Verity Medical Foundation	18-20169	4,840	906	(2,978)	-	-	-	-	2,129	(886)	4,011	333
Verity Holdings, LLC	18-20163	16,116	444	(684)	-	(382)	-	-	750	-	16,245	115
De Paul Ventures – San Jose Dialysis, LLC	18-20181	87	0	-	-	-	-	-	-	-	87	1
Subtotal		\$ 251,102	\$ 77,130	\$ (99,777)	\$ 74,161	\$ (74,161)	\$ 132,000	\$ (74,249)	\$ 142,517	\$ (142,517)	\$ 286,207	7,917

Notes

1) In our monthly submissions, De Paul Ventures, LLC is not included above because it does not have a bank account.

2) Pursuant to the terms of the DIP loan agreement, Verity submits its cash inflows to the Debtors' DIP Lender Ally Bank on a daily basis even when there is no DIP balance outstanding. When this occurs, Ally Bank returns the funds to Verity. Commencing in November 2018, when there was no DIP balance outstanding, funds flowed to Ally Bank from the VHS – DIP Concentration Account and were returned by Ally to the new VHS – DIP Loan Proceeds account. Prior to the implementation of this cash management process, funds flowed to/ from Ally Bank through the VHS – AP account and such activity netted to zero to the extent funds were sent to and received from Ally Bank in the same month. The aggregate of the DIP Inflows and DIP Outflows columns above represent cumulative DIP borrowings and DIP repayments, respectively, for the period presented.

Verity Bank Account Summary
 For the month ending 8/31/2019
 \$ in 000's

Bank Account Name	Bank Account Number	Beg Balance	Total Receipts	Operating Disbursements	Sweep Inflows	Sweep Outflows	DIP Inflows ²	DIP Outflows ²	I/C Inflows	I/C Outflows	Ending Bank Balance	Total Transaction Count
VHS - AP	XXXXXX6440	\$ 2,035	\$ 128	\$ (23,496)	\$ -	\$ -	\$ -	\$ -	\$ 27,130	\$ (2,209)	\$ 3,588	385
VHS - Self Insurance	XXXXXX9250	-	107	-	-	(107)	-	-	-	-	-	8
VHS - Payroll	XXXXXX1785	350	-	(2,206)	-	-	-	-	2,209	-	353	15
VHS - DIP Concentration Account	XXXXXX2889	1,757	168	(441)	74,161	-	-	(74,249)	886	-	2,283	223
VHS - DIP Loan Proceeds	XXXXXX4358	2,900	-	-	-	-	132,000	-	-	(105,600)	29,300	55
VHS - Non Santa Clara Sale Proceeds ⁴	XXXXXX9100	30,315	45	-	-	-	-	-	-	-	30,360	1
VHS - Santa Clara Sale Proceeds ⁴	XXXXXX9087	723	1	-	-	-	-	-	-	-	724	1
OCH - Lockbox	XXXXXX2945	2	1,697	-	-	(1,654)	-	-	-	-	46	252
OCH - Gross Revenue	XXXXXX3900	45	-	-	-	-	-	-	-	-	45	-
OCH - AP	XXXXXX6389	487	-	(382)	-	-	-	-	745	-	851	63
OCH - Payroll	XXXXXX3007	312	-	(0)	-	-	-	-	-	-	312	1
OCH - FSA	XXXXXX2284	-	-	-	-	-	-	-	-	-	-	-
OCH - Patient Trust	XXXXXX2662	6	1	-	-	-	-	-	-	(5)	2	2
OCH - Santa Clara Sale Proceeds ⁴	XXXXXX9549	111,146	165	-	-	-	-	-	-	-	111,311	1
SLRH - Lockbox	XXXXXX2926	2	593	-	-	(563)	-	-	-	-	31	180
SLRH - Gross Revenue	XXXXXX3905	15	-	-	-	-	-	-	-	-	15	-
SLRH - AP	XXXXXX6421	350	-	(162)	-	-	-	-	100	-	288	42
SLRH - Payroll	XXXXXX7575	180	-	-	-	-	-	-	-	-	180	-
SLRH - FSA	XXXXXX2307	-	-	-	-	-	-	-	-	-	-	-
SLRH - Santa Clara Sale Proceeds ⁴	XXXXXX9563	57,348	85	-	-	-	-	-	-	-	57,433	1
SFMC - Lockbox	XXXXXX2940	229	36,481	-	-	(36,219)	-	-	-	-	492	509
SFMC - Gross Revenue	XXXXXX3924	60	-	-	-	-	-	-	-	-	60	-
SFMC - AP	XXXXXX6407	1,532	-	(14,210)	-	-	-	-	34,664	(18,392)	3,593	767
SFMC - Payroll	XXXXXX3012	985	-	(13,087)	-	-	-	-	12,981	-	879	435
SFMC - FSA	XXXXXX2487	-	-	-	-	-	-	-	-	-	-	-
SFMC - Cafeteria Deposits	XXXXXX1057	2	32	-	-	(34)	-	-	-	-	-	55
SFMC - Capitation (AppleCare)	XXXXXX1371	1,402	-	(3,910)	-	-	-	-	3,766	-	1,259	449
SFMC - Capitation (Conifer)	XXXXXX1357	525	-	(970)	-	-	-	-	982	-	536	420
SFMC - Capitation AC	XXXXXX1845	26	-	(34)	-	-	-	-	66	-	57	30
SFMC - Capitation HCLA	XXXXXX1840	501	26	(354)	-	-	-	-	593	-	766	176
SFMC - Career College	XXXXXX2162	47	1	(0)	-	-	-	-	-	-	48	7
SFMC - Sale Proceeds ⁴	XXXXXX0090	0	0	-	-	-	-	-	-	-	0	1
SVMC - Lockbox	XXXXXX2964	177	16,660	-	-	(16,663)	-	-	-	-	174	577
SVMC - Gross Revenue	XXXXXX3929	35	-	-	-	-	-	-	-	-	35	-
SVMC - AP	XXXXXX6426	1,625	-	(14,216)	-	-	-	-	21,378	(3,659)	5,129	620
SVMC - Payroll	XXXXXX3017	101	-	(3,215)	-	-	-	-	3,207	-	93	162
SVMC - FSA	XXXXXX2062	-	-	-	-	-	-	-	-	-	-	-
SVMC - Capitation (CHP)	XXXXXX0553	332	-	-	-	-	-	-	-	-	332	-
SVMC - Capitation (Conifer)	XXXXXX3695	646	-	(415)	-	-	-	-	451	-	682	139
SVMC - Restricted Cash ³	XXXXXX0989	1,248	2	-	-	-	-	-	-	-	1,250	1
SVMC - Sale Proceeds ⁴	XXXXXX0076	0	0	-	-	-	-	-	-	-	0	1
SMC - Lockbox	XXXXXX2902	78	17,635	-	-	(17,700)	-	-	-	-	13	601
SMC - Gross Revenue	XXXXXX3887	5	-	-	-	-	-	-	-	-	5	-
SMC - AP	XXXXXX6365	1,311	-	(7,324)	-	-	-	-	17,517	(9,741)	1,763	731
SMC - Payroll	XXXXXX3001	1,430	-	(9,379)	-	-	-	-	9,366	-	1,417	201
SMC - FSA	XXXXXX2289	-	-	-	-	-	-	-	-	-	-	-
SMCC - Lockbox	XXXXXX02907	24	205	-	-	(224)	-	-	-	-	5	77
SMCC - Gross Revenue	XXXXXX3882	40	-	-	-	-	-	-	-	-	40	-
SMCC - AP	XXXXXX6384	167	-	(184)	-	-	-	-	160	-	143	95
SMCC - FSA	XXXXXX2302	-	-	-	-	-	-	-	-	-	-	-
SMCC - Patient Trust	XXXXXX12907	27	2	-	-	-	-	-	-	-	29	1

Verity Bank Account Summary
For the month ending 8/31/2019
\$ in 000's

Bank Account Name	Bank Account Number	Beg Balance	Total Receipts	Operating Disbursements	Sweep Inflows	Sweep Outflows	DIP Inflows ²	DIP Outflows ²	I/C Inflows	I/C Outflows	Ending Bank Balance	Total Transaction Count
OCH Foundation ³	XXXXXX3433	1,344	2	-	-	-	-	-	-	-	1,346	1
OCH Foundation - Investment ³	XXXXX2-037	243	0	-	-	-	-	-	-	-	243	1
SLRH Foundation ³	XXXXXX2521	320	0	(0)	-	-	-	-	-	-	321	2
SFMC of Lynwood Foundation ³	XXXXXX2809	139	296	-	-	-	-	-	-	(254)	180	7
SVMC Foundation ³	XXXXXX3025	1,475	771	-	-	-	-	-	-	(308)	1,937	3
SVMC Foundation - EWB ³	XXXXXX1162	-	-	-	-	-	-	-	-	-	-	-
St. Vincent Dialysis Center	XXXXXX8921	-	666	-	-	(615)	-	-	-	-	51	26
SMC Foundation ³	XXXXXX2260	5,143	11	(0)	-	-	-	-	-	(247)	4,907	4
SMC Foundation - SVCS ³	XXXXXX0089	430	0	(5)	-	-	-	-	-	-	425	33
VBS - AP	XXXXXX6402	432	-	(916)	-	-	-	-	2,220	(1,216)	520	83
VBS - Payroll	XXXXXX2982	4	-	(1,209)	-	-	-	-	1,216	-	11	23
VBS - FSA	XXXXXX3192	-	-	-	-	-	-	-	-	-	-	-
VMF - Checking	XXXXXX9996	2,769	708	(2,978)	-	-	-	-	2,129	(886)	1,742	331
VMF - Payroll ZBA	XXXXXX0010	-	-	-	-	-	-	-	-	-	-	-
VMF - Sale Proceeds ⁴	XXXXXX2810	2,071	198	-	-	-	-	-	-	-	2,269	2
VH - AP	XXXXXX1597	262	-	(684)	-	-	-	-	750	-	329	79
VH - MOB	XXXXXX1248	18	420	-	-	(382)	-	-	-	-	57	35
VH - Operating	XXXXXX1970	-	-	-	-	-	-	-	-	-	-	-
VH - Savings	XXXXXX1975	-	-	-	-	-	-	-	-	-	-	-
VH - Santa Clara Sale Proceeds ⁴	XXXXXX9568	15,835	24	-	-	-	-	-	-	-	15,859	1
De Paul Ventures – San Jose Dialysis, LLC	XXXXXX2797	87	0	-	-	-	-	-	-	-	87	1
SMCC - Patient Trust - TCB	XXXXXX3611	-	-	-	-	-	-	-	-	-	-	-
SMC Foundation - TCB ³	XXXXXX8521	-	-	-	-	-	-	-	-	-	-	-
Subtotal		\$ 251,102	\$ 77,130	\$ (99,777)	\$ 74,161	\$ (74,161)	\$ 132,000	\$ (74,249)	\$ 142,517	\$ (142,517)	\$ 286,207	7,917

Notes

1) Sweep inflows and outflows reflect sweeps between lockbox, gross revenue and AP accounts of the same debtor and between lockbox and the VHS - DIP Concentration Account. In addition, VMF – Checking receipts that are swept to the VHS – DIP Concentration Account are reflected in I/C Outflows for the VMF – Checking account.

2) Pursuant to the terms of the DIP loan agreement, Verity submits its cash inflows to the Debtors' DIP Lender Ally Bank on a daily basis even when there is no DIP balance outstanding. When this occurs, Ally Bank returns the funds to Verity. Commencing in November 2018, when there was no DIP balance outstanding, funds flowed to Ally Bank from the VHS – DIP Concentration Account and were returned by Ally to the new VHS – DIP Loan Proceeds account. Prior to the implementation of this cash management process, funds flowed to/ from Ally Bank through the VHS – AP account and such activity netted to zero to the extent funds were sent to and received from Ally Bank in the same month. The aggregate of the DIP Inflows and DIP Outflows columns above represent cumulative DIP borrowings and DIP repayments, respectively, for the period presented.

3) This bank account contains certain funds that are donor restricted, and therefore, are not available for the debtor's general operating activities. Please refer to the attached restricted funds schedule for additional restricted funds recorded by the debtors that are not included in the Verity bank account summary as they are not part of the cash management program.

4) The Final DIP Order provides that the Sale Proceeds, including any deposits, shall be held in escrow in one or more deposit accounts subject to a deposit account control agreement in favor of the DIP Agent (the "Escrow Deposit Account"). Any funds held in the Escrow Deposit Account shall not be commingled with any other funds of the selling Debtor, the Sale Proceeds of any other Debtor or otherwise.

Verity Bank Account Cumulative Summary

For the Twelve months ending 8/31/2019 (including 8/31/2018 activity)

\$ in 000's

Debtor Name ¹	Debtor Case #	Beg Balance	Total Receipts	Operating Disbursements	Sweep Inflows	Sweep Outflows	DIP Inflows ²	DIP Outflows ²	I/C Inflows	I/C Outflows	Ending Bank Balance	Total Transaction Count
Verity Health System of California, Inc.	18-20151	\$ 7,529	\$ 47,286	\$ (334,282)	\$ 704,651	\$ (3,603)	\$ 973,000	\$ (877,227)	\$ 720,905	\$ (1,171,650)	\$ 66,608	6,841
O'Connor Hospital	18-20168	8,981	277,601	(112,727)	194,828	(265,013)	-	-	141,884	(132,988)	112,567	14,978
St. Louise Regional Hospital	18-20162	3,978	110,566	(36,971)	61,632	(84,409)	-	-	45,829	(42,678)	57,947	9,709
St. Francis Medical Center	18-20165	10,077	565,901	(378,480)	411,355	(759,138)	-	-	535,551	(377,576)	7,690	29,757
St. Vincent Medical Center	18-20164	9,936	199,540	(207,730)	149,073	(266,700)	-	-	256,810	(133,233)	7,695	17,247
Seton Medical Center	18-20167	5,884	222,412	(194,131)	176,193	(310,659)	-	-	282,618	(178,902)	3,415	21,126
O'Connor Hospital Foundation	18-20179	1,714	99	(0)	-	-	-	-	-	(224)	1,589	63
St. Louise Regional Hospital Foundation	18-20172	720	53	(2)	-	-	-	-	-	(450)	321	47
St. Francis Medical Center of Lynwood Foundation	18-20178	780	3,329	(0)	-	-	-	-	-	(3,928)	180	83
St. Vincent Medical Center Foundation	18-20180	1,613	1,833	-	-	-	-	-	772	(2,282)	1,937	64
St. Vincent Dialysis Center, Inc.	18-20171	332	5,467	(7)	-	(4,417)	-	-	-	(1,325)	51	292
Seton Medical Center Foundation	18-20175	6,229	195	(105)	-	-	-	-	117	(1,104)	5,332	425
Verity Business Services	18-20173	1,003	4	(32,667)	-	-	-	-	50,470	(18,280)	531	1,322
Verity Medical Foundation	18-20169	4,493	56,872	(91,332)	-	-	-	-	115,618	(81,640)	4,011	25,844
Verity Holdings, LLC	18-20163	12,778	21,881	(10,308)	-	(3,792)	-	-	16,213	(20,528)	16,245	1,392
De Paul Ventures – San Jose Dialysis, LLC	18-20181	-	87	-	-	-	-	-	-	-	87	6
Subtotal		\$ 76,048	\$ 1,513,129	\$ (1,398,744)	\$ 1,697,730	\$ (1,697,730)	\$ 973,000	\$ (877,227)	\$ 2,166,789	\$ (2,166,789)	\$ 286,207	129,196

Notes

1) In our monthly submissions, De Paul Ventures, LLC is not included above because it does not have a bank account.

2) Pursuant to the terms of the DIP loan agreement, Verity submits its cash inflows to the Debtors' DIP Lender Ally Bank on a daily basis even when there is no DIP balance outstanding. When this occurs, Ally Bank returns the funds to Verity. Commencing in November 2018, when there was no DIP balance outstanding, funds flowed to Ally Bank from the VHS – DIP Concentration Account and were returned by Ally to the new VHS – DIP Loan Proceeds account. Prior to the implementation of this cash management process, funds flowed to/ from Ally Bank through the VHS – AP account and such activity netted to zero to the extent funds were sent to and received from Ally Bank in the same month. In the month of January, certain funds continued to flow to Ally Bank through the VHS – AP account. The aggregate of the DIP Inflows and DIP Outflows columns above represent cumulative DIP borrowings and DIP repayments, respectively, for the period presented.

Verity Bank Account Cumulative Summary

For the Twelve months ending 8/31/2019 (including 8/31/2018 activity)

\$ in 000's

Bank Account Name	Bank Account Number	Beg Balance	Total Receipts	Operating Disbursements	Sweep Inflows	Sweep Outflows	DIP Inflows ²	DIP Outflows ²	I/C Inflows	I/C Outflows	Ending Bank Balance	Total Transaction Count
VHS - AP	XXXXXX6440	\$ 7,083	\$ 1,162	\$ (292,501)	\$ -	\$ -	\$ 40,000	\$ (150,125)	\$ 442,971	\$ (45,002)	\$ 3,588	3,909
VHS - Self Insurance	XXXXXX9250	200	4,445	-	-	(3,603)	-	-	-	(1,041)	-	92
VHS - Payroll	XXXXXX1785	246	-	(38,260)	-	-	-	-	38,368	-	353	345
VHS - DIP Concentration Account	XXXXXX2889	-	10,597	(3,298)	704,651	-	-	(919,896)	210,364	(135)	2,283	1,939
VHS - DIP Loan Proceeds	XXXXXX4358	-	-	(223)	-	-	933,000	192,794	29,200	(1,125,471)	29,300	538
VHS - Non Santa Clara Sale Proceeds ⁴	XXXXXX9100	-	30,360	-	-	-	-	-	-	-	30,360	9
VHS - Santa Clara Sale Proceeds ⁴	XXXXXX9087	-	723	-	-	-	-	-	1	-	724	9
OCH - Lockbox	XXXXXX2945	188	166,495	-	-	(166,638)	-	-	-	-	46	6,849
OCH - Gross Revenue	XXXXXX3900	1,962	-	-	96,452	(98,376)	-	-	7	-	45	202
OCH - AP	XXXXXX6389	6,499	0	(44,619)	98,376	-	-	-	73,445	(132,850)	851	5,070
OCH - Payroll	XXXXXX3007	207	-	(68,107)	-	-	-	-	68,213	-	312	2,826
OCH - FSA	XXXXXX2284	125	-	-	-	-	-	-	-	(125)	-	2
OCH - Patient Trust	XXXXXX2662	-	14	-	-	-	-	-	0	(12)	2	20
OCH - Santa Clara Sale Proceeds ⁴	XXXXXX9549	-	111,092	-	-	-	-	-	219	-	111,311	9
SLRH - Lockbox	XXXXXX2926	24	53,235	-	-	(53,228)	-	-	-	-	31	5,407
SLRH - Gross Revenue	XXXXXX3905	746	0	-	30,451	(31,182)	-	-	-	-	15	196
SLRH - AP	XXXXXX6421	3,047	1	(15,550)	31,182	-	-	-	24,253	(42,645)	288	2,983
SLRH - Payroll	XXXXXX7575	128	-	(21,421)	-	-	-	-	21,473	-	180	1,113
SLRH - FSA	XXXXXX2307	33	-	-	-	-	-	-	-	(33)	-	1
SLRH - Santa Clara Sale Proceeds ⁴	XXXXXX9563	-	57,330	-	-	-	-	-	103	-	57,433	9
SFMC - Lockbox	XXXXXX2940	357	552,943	-	-	(552,808)	-	-	-	-	492	5,502
SFMC - Gross Revenue	XXXXXX3924	903	-	-	205,256	(206,099)	-	-	-	-	60	195
SFMC - AP	XXXXXX6407	7,314	4	(142,758)	206,099	-	-	-	309,836	(376,903)	3,593	8,756
SFMC - Payroll	XXXXXX3012	589	-	(168,755)	-	-	-	-	169,046	-	879	4,792
SFMC - FSA	XXXXXX2487	198	-	-	-	-	-	-	-	(198)	-	1
SFMC - Cafeteria Deposits	XXXXXX1057	312	394	(0)	-	(230)	-	-	-	(475)	-	588
SFMC - Capitation (AppleCare)	XXXXXX1371	128	-	(42,258)	-	-	-	-	43,390	-	1,259	4,123
SFMC - Capitation (Conifer)	XXXXXX1357	156	2	(8,654)	-	-	-	-	9,033	-	536	4,035
SFMC - Capitation AC	XXXXXX1845	10	-	(233)	-	-	-	-	280	-	57	242
SFMC - Capitation HCLA	XXXXXX1840	75	32	(3,307)	-	-	-	-	3,966	-	766	1,410
SFMC - Career College	XXXXXX2162	37	13	(2)	-	-	-	-	-	-	48	104
SFMC - Sale Proceeds ⁴	XXXXXX0090	-	12,512	(12,512)	-	-	-	-	-	-	0	9
SVMC - Lockbox	XXXXXX2964	13	192,006	-	-	(191,844)	-	-	-	-	174	6,834
SVMC - Gross Revenue	XXXXXX3929	672	2	-	74,217	(74,855)	-	-	-	-	35	197
SVMC - AP	XXXXXX6426	6,943	-	(113,842)	74,855	-	-	-	170,353	(133,181)	5,129	6,826
SVMC - Payroll	XXXXXX3017	116	0	(81,766)	-	-	-	-	81,743	-	93	2,057
SVMC - FSA	XXXXXX2062	52	-	-	-	-	-	-	-	(52)	-	1
SVMC - Capitation (CHP)	XXXXXX0553	493	-	(161)	-	-	-	-	-	-	332	20
SVMC - Capitation (Conifer)	XXXXXX3695	417	4	(4,453)	-	-	-	-	4,714	-	682	1,290
SVMC - Restricted Cash ³	XXXXXX0989	1,230	21	-	-	-	-	-	-	-	1,250	13
SVMC - Sale Proceeds ⁴	XXXXXX0076	-	7,509	(7,509)	-	-	-	-	-	-	0	9
SMC - Lockbox	XXXXXX2902	14	219,549	-	-	(219,551)	-	-	-	-	13	7,878
SMC - Gross Revenue	XXXXXX3887	370	-	-	86,744	(87,109)	-	-	-	-	5	195
SMC - AP	XXXXXX6365	2,911	-	(77,992)	87,109	-	-	-	166,789	(177,054)	1,763	8,067
SMC - Payroll	XXXXXX3001	1,212	-	(114,220)	-	-	-	-	115,425	(1,000)	1,417	2,472
SMC - FSA	XXXXXX2289	117	1	-	-	-	-	-	-	(117)	-	2
SMCC - Lockbox	XXXXXX02907	2	2,825	-	-	(2,822)	-	-	-	-	5	1,048
SMCC - Gross Revenue	XXXXXX3882	54	-	-	1,163	(1,177)	-	-	-	-	40	195
SMCC - AP	XXXXXX6384	1,160	-	(1,885)	1,177	-	-	-	379	(688)	143	1,213
SMCC - FSA	XXXXXX2302	19	-	-	-	-	-	-	-	(19)	-	1
SMCC - Patient Trust	XXXXXX12907	-	38	(33)	-	-	-	-	25	-	29	53

Verity Bank Account Cumulative Summary

For the Twelve months ending 8/31/2019 (including 8/31/2018 activity)

\$ in 000's

Bank Account Name	Bank Account Number	Beg Balance	Total Receipts	Operating Disbursements	Sweep Inflows	Sweep Outflows	DIP Inflows ²	DIP Outflows ²	I/C Inflows	I/C Outflows	Ending Bank Balance	Total Transaction Count
OCH Foundation ³	XXXXXX3433	1,473	98	-	-	-	-	-	-	(224)	1,346	39
OCH Foundation - Investment ³	XXXXX2-037	242	2	(0)	-	-	-	-	-	-	243	24
SLRH Foundation ³	XXXXXX2521	720	53	(2)	-	-	-	-	-	(450)	321	47
SFMC of Lynwood Foundation ³	XXXXXX2809	780	3,329	(0)	-	-	-	-	-	(3,928)	180	83
SVMC Foundation ³	XXXXXX3025	844	1,830	-	-	-	-	-	772	(1,509)	1,937	53
SVMC Foundation - EWB ³	XXXXXX1162	769	3	-	-	-	-	-	-	(772)	-	11
St. Vincent Dialysis Center	XXXXXX8921	332	5,467	(7)	-	(4,417)	-	-	-	(1,325)	51	292
SMC Foundation ³	XXXXXX2260	5,660	119	(4)	-	-	-	-	117	(987)	4,907	60
SMC Foundation - SVCS ³	XXXXXX0089	451	76	(102)	-	-	-	-	-	-	425	362
VBS - AP	XXXXXX6402	962	4	(14,408)	-	-	-	-	32,216	(18,254)	520	963
VBS - Payroll	XXXXXX2982	15	-	(18,259)	-	-	-	-	18,254	-	11	358
VBS - FSA	XXXXXX3192	26	-	-	-	-	-	-	-	(26)	-	1
VMF - Checking	XXXXXX9996	4,493	54,606	(91,310)	-	-	-	-	115,593	(81,640)	1,742	25,824
VMF - Payroll ZBA	XXXXXX0010	-	21	(21)	-	-	-	-	-	-	-	6
VMF - Sale Proceeds ⁴	XXXXXX2810	-	2,244	-	-	-	-	-	25	-	2,269	14
VH - AP	XXXXXX1597	1,106	1	(9,306)	-	-	-	-	12,533	(4,005)	329	967
VH - MOB	XXXXXX1248	1,108	6,047	(10)	-	(3,792)	-	-	8	(3,304)	57	392
VH - Operating	XXXXXX1970	8,321	-	(991)	-	-	-	-	3,645	(10,975)	-	14
VH - Savings	XXXXXX1975	2,243	1	(0)	-	-	-	-	0	(2,244)	-	10
VH - Santa Clara Sale Proceeds ⁴	XXXXXX9568	-	15,832	-	-	-	-	-	26	-	15,859	9
De Paul Ventures - San Jose Dialysis, LLC	XXXXXX2797	-	87	-	-	-	-	-	-	-	87	6
SMCC - Patient Trust - TCB	XXXXXX3611	24	0	-	-	-	-	-	-	(24)	-	2
SMC Foundation - TCB ³	XXXXXX8521	117	0	-	-	-	-	-	-	(117)	-	3
Subtotal		\$ 76,048	\$ 1,513,129	\$ (1,398,744)	\$ 1,697,730	\$ (1,697,730)	\$ 973,000	\$ (877,227)	\$ 2,166,789	\$ (2,166,789)	\$ 286,207	129,196

Notes

- 1) Sweep inflows and outflows reflect sweeps between lockbox, gross revenue and AP accounts of the same debtor and between lockbox and the VHS - DIP Concentration Account. In addition, VMF - Checking receipts that are swept to the VHS - DIP Concentration Account are reflected in I/C Outflows for the VMF - Checking account.
- 2) Pursuant to the terms of the DIP loan agreement, Verity submits its cash inflows to the Debtors' DIP Lender Ally Bank on a daily basis even when there is no DIP balance outstanding. When this occurs, Ally Bank returns the funds to Verity. Commencing in November 2018, when there was no DIP balance outstanding, funds flowed to Ally Bank from the VHS - DIP Concentration Account and were returned by Ally to the new VHS - DIP Loan Proceeds account. Prior to the implementation of this cash management process, funds flowed to/ from Ally Bank through the VHS - AP account and such activity netted to zero to the extent funds were sent to and received from Ally Bank in the same month. In the month of January, certain funds continued to flow to Ally Bank through the VHS - AP account. The aggregate of the DIP Inflows and DIP Outflows columns above represent cumulative DIP borrowings and DIP repayments, respectively, for the period presented.
- 3) This bank account contains certain funds that are donor restricted, and therefore, are not available for the debtor's general operating activities. Please refer to the attached restricted funds schedule for additional restricted funds recorded by the debtors that are not included in the Verity bank account summary as they are not part of the cash management program.
- 4) The Final DIP Order provides that the Sale Proceeds, including any deposits, shall be held in escrow in one or more deposit accounts subject to a deposit account control agreement in favor of the DIP Agent (the "Escrow Deposit Account"). Any funds held in the Escrow Deposit Account shall not be commingled with any other funds of the selling Debtor, the Sale Proceeds of any other Debtor or otherwise.

Verity Health System of California, Inc.
Bank Reconciliation Summary
August 31, 2019
\$ in 000's

Bank Account No. (last 4 digits)	VHS - AP / Self	VHS - DIP	VHS - DIP Loan	VHS - Santa Clara	VHS - Non Santa	Debtor	
	Insurance	Payroll	Concentration Account	Proceeds	Clara Sale Proceeds		Total
	6440 / 9250	1785	2889	4358	9087	9100	
Balance Per Bank	\$ 3,588	\$ 353	\$ 2,283	\$ 29,300	\$ 724	\$ 30,360	\$ 66,608
Additive Items:							
Deposits in Transit							2
Other Additive Items							-
Subtractive Items:							
Outstanding Checks	(1,462)	(38)					(1,500)
Other Subtractive Items							-
Reclassifications							
Negative book balance reclassified to AP							-
Petty Cash							-
Adjusted Bank Balance	2,126	318	2,283	29,300	724	30,360	65,111
GL Balance	\$ 2,126	\$ 318	\$ 2,283	\$ 29,300	\$ 724	\$ 30,360	\$ 65,110
Number of Outstanding Checks	60	5					65

O'Connor Hospital
Bank Reconciliation Summary
August 31, 2019
\$ in 000's

Bank Account No. (last 4 digits)	OCH-Santa Clara Sale						Debtor Total
	OCH - AP	OCH - Payroll	OCH - Lockbox/GR	OCH - Patient Trust	Proceeds	Petty Cash Total	
	6389	3007	2945 / 3900	2662	9549	N/A	
Balance Per Bank	\$ 851	\$ 312	\$ 91	\$ 2	\$ 111,311		\$ 112,567
Additive Items:							-
Deposits in Transit							-
Other Additive Items							-
Subtractive Items:							-
Outstanding Checks	(353)	(70)					(423)
Other Subtractive Items							-
Reclassifications							-
Reconciling item							-
Petty Cash							-
Adjusted Bank Balance	498	242	91	2	111,311	-	112,144
GL Balance	\$ 498	\$ 242	\$ 91	\$ 2	\$ 111,311	\$ -	\$ 112,144
Number of Outstanding Checks	186	73					259

Saint Louise Regional Hospital
Bank Reconciliation Summary
August 31, 2019
\$ in 000's

Bank Account No. (last 4 digits)	SLRH-Santa Clara Sale				Petty Cash Total	Debtor Total
	SLRH - AP	SLRH - Payroll	SLRH - Lockbox/GR	Proceeds		
	6421	7575	2926 / 3905	9563	N/A	
Balance Per Bank	\$ 288	\$ 180	\$ 46	\$ 57,433		\$ 57,947
Additive Items:						
Deposits in Transit		8				8
Other Additive Items						-
Subtractive Items:						
Outstanding Checks	(58)	(14)				(71)
Other Subtractive Items						-
Reclassifications						
Negative book balance reclassified to AP						-
Petty Cash						-
Adjusted Bank Balance	230	174	46	57,433	-	57,884
GL Balance	\$ 230	\$ 174	\$ 46	\$ 57,433	\$ -	\$ 57,884
Number of Outstanding Checks	136	16				152

St. Francis Medical Center
Bank Reconciliation Summary
August 31, 2019
\$ in 000's

Bank Account No. (last 4 digits)	SFMC - AP	SFMC - Payroll	SFMC - Lockbox/GR	SFMC - Capitation (Conifer)	SFMC - Capitation (AppleCare)	SFMC - Capitation HCLA / AC	SFMC - Career College	SFMC - Sale Proceeds	Petty Cash Total	Debtor Total
	6407	3012	2940 / 3924 / 1057	1357	1371	1840 / 1845	2162	0090	N/A	
Balance Per Bank	\$ 3,593	\$ 879	\$ 552	\$ 536	\$ 1,259	\$ 823	\$ 48	\$ 0		\$ 7,690
Additive Items:										
Deposits in Transit			11							11
Other Additive Items		54		3	17					74
Subtractive Items:										
Outstanding Checks	(1,710)	(385)		(1,943)	(3,027)	(785)				(7,850)
Other Subtractive Items			(74)			(21)				(95)
Reclassifications										
Negative book balance reclassified to AP				1,403	1,751					3,155
Petty Cash									3	3
Adjusted Bank Balance	1,883	548	489	0	(0)	17	48	0	3	2,988
GL Balance	\$ 1,883	\$ 548	\$ 489	\$ -	\$ -	\$ 17	\$ 48	\$ 0	\$ 3	\$ 2,988
Number of Outstanding Checks	301	501		819	227	123				1,971

St Vincent Medical Center
Bank Reconciliation Summary
August 31, 2019
\$ in 000's

Bank Account No. (last 4 digits)	SVMC - AP	SVMC - Payroll	SVMC - Lockbox/GR	SVMC - Capitation (Conifer)	SVMC - Capitation (CHP)	SVMC - Restricted Cash	SVMC - Sale Proceeds	Petty Cash Total	Debtor Total
	6426	3017	2964 / 3929	3695	0553	0989	0076	N/A	
Balance Per Bank	\$ 5,129	\$ 93	\$ 209	\$ 682	\$ 332	\$ 1,250	\$ 0		\$ 7,695
Additive Items:									
Deposits in Transit									-
Other Additive Items			1						1
Subtractive Items:									
Outstanding Checks	(1,004)	(40)		(240)	(186)				(1,470)
Other Subtractive Items									-
Reclassifications									
Negative book balance reclassified to AP									-
Petty Cash								3	3
Adjusted Bank Balance	4,124	53	210	442	146	1,250	0	3	6,229
GL Balance	\$ 4,124	\$ 53	\$ 210	\$ 442	\$ 146	\$ 1,250	\$ 0	\$ 3	\$ 6,228
Number of Outstanding Checks	282	56		65	68				471

Seton Medical Center
Bank Reconciliation Summary
August 31, 2019
\$ in 000's

Bank Account No. (last 4 digits)	AP Disbursement	Payroll	Lockbox/GR	SMC- Sale Proceeds	Petty Cash Total	Debtor Total
	6365	3001	2902 / 3887	0071	N/A	
Balance Per Bank	\$ 1,763	\$ 1,417	\$ 18	\$ -		\$ 3,198
Additive Items:						-
Deposits in Transit						-
Other Additive Items		8				8
Subtractive Items:						-
Outstanding Checks	(821)	(181)				(1,002)
Other Subtractive Items						-
Reclassifications						-
Negative book balance reclassified to AP						-
Petty Cash					4	4
Adjusted Bank Balance	942	1,245	18	-	4	2,208
GL Balance	\$ 942	\$ 1,245	\$ 18	\$ -	\$ 4	\$ 2,208
Number of Outstanding Checks	472	120				592

Seton Medical Center Coastside
Bank Reconciliation Summary
August 31, 2019
\$ in 000's

Bank Account No. (last 4 digits)	SMCC -			Debtor Total
	AP Disbursement	Lockbox/GR	Patient Trust	
	6834	02907 / 3882	12907	
Balance Per Bank	\$ 143	\$ 45	\$ 29	\$ 217
Additive Items:				-
Deposits in Transit				-
Other Additive Items				-
Subtractive Items:				-
Outstanding Checks	(48)		(7)	(54)
Other Subtractive Items			(4)	(4)
Reclassifications				-
Negative book balance reclassified to AP				-
Petty Cash				-
Adjusted Bank Balance	96	45	18	158
GL Balance	\$ 96	\$ 45	\$ 18	\$ 158
Number of Outstanding Checks	38		13	51

O'Connor Hospital Foundation
Bank Reconciliation Summary
August 31, 2019
\$ in 000's

Bank Account No. (last 4 digits)	OCH Foundation	OCH Foundation - Investment	Debtor Total
	3433	2-037	
Balance Per Bank	\$ 1,346	\$ 243	\$ 1,589
Additive Items:			-
Deposits in Transit			-
Other Additive Items			-
Subtractive Items:			-
Outstanding Checks			-
Other Subtractive Items	(0)		(0)
Reclassifications			-
Negative book balance reclassified to AP			-
Petty Cash			-
Adjusted Bank Balance	1,345	243	1,589
GL Balance	\$ 1,345	\$ 243	\$ 1,589
Number of Outstanding Checks			-

Saint Louise Regional Hospital Foundation
Bank Reconciliation Summary
August 31, 2019
\$ in 000's

	Debtor Total
Bank Account No. (last 4 digits)	2521
Balance Per Bank	\$ 321
Additive Items:	
Deposits in Transit	
Other Additive Items	
Subtractive Items:	
Outstanding Checks	
Other Subtractive Items	
Reclassifications	
Negative book balance reclassified to AP	
Petty Cash	
Adjusted Bank Balance	321
GL Balance	\$ 321
Number of Outstanding Checks	

St. Francis Medical Center of Lynwood Foundation
 Bank Reconciliation Summary
 August 31, 2019
 \$ in 000's

	Debtor Total
Bank Account No. (last 4 digits)	2809
Balance Per Bank	\$ 180
Additive Items:	
Deposits in Transit	3
Other Additive Items	
Subtractive Items:	
Outstanding Checks	
Other Subtractive Items	(91)
Reclassifications	
Negative book balance reclassified to AP	
Petty Cash	
Adjusted Bank Balance	93
GL Balance	\$ 93
Number of Outstanding Checks	

St Vincent Medical Center Foundation
 Bank Reconciliation Summary
 August 31, 2019
 \$ in 000's

	Debtor Total
Bank Account No. (last 4 digits)	3025
Balance Per Bank	\$ 1,937
Additive Items:	
Deposits in Transit	8
Other Additive Items	
Subtractive Items:	
Outstanding Checks	
Other Subtractive Items	
Reclassifications	
Negative book balance reclassified to AP	
Petty Cash	
Adjusted Bank Balance	1,946
GL Balance	\$ 1,946
Number of Outstanding Checks	

St. Vincent Dialysis Center, Inc.
 Bank Reconciliation Summary
 August 31, 2019
 \$ in 000's

	Debtor Total
Bank Account No. (last 4 digits)	8921
Balance Per Bank	\$ 51
Additive Items:	
Deposits in Transit	
Other Additive Items	
Subtractive Items:	
Outstanding Checks	
Other Subtractive Items	
Reclassifications	
Negative book balance reclassified to AP	
Petty Cash	
Adjusted Bank Balance	51
GL Balance	\$ 51
Number of Outstanding Checks	

Seton Medical Center Foundation
 Bank Reconciliation Summary
 August 31, 2019
 \$ in 000's

Bank Account No. (last 4 digits)	SMC Foundation		Debtor
	2260	SMC Foundation - SVCS 0089	Total
Balance Per Bank	\$ 4,907	\$ 425	\$ 5,332
Additive Items:			
Deposits in Transit			-
Other Additive Items			-
Subtractive Items:			
Outstanding Checks			-
Other Subtractive Items		(425)	(425)
Reclassifications			
Negative book balance reclassified to AP			-
Petty Cash			-
Adjusted Bank Balance	4,907	-	4,907
GL Balance	\$ 4,907	\$ -	\$ 4,907
Number of Outstanding Checks			-

Verity Business Services
Bank Reconciliation Summary
August 31, 2019
\$ in 000's

Bank Account No. (last 4 digits)	AP Disbursement		Payroll		Debtor Total	
	6402		2982			
Balance Per Bank	\$	520	\$	11	\$	531
Additive Items:						-
Deposits in Transit						-
Other Additive Items						-
Subtractive Items:						-
Outstanding Checks		(394)		(7)		(401)
Other Subtractive Items						-
Reclassifications						-
Negative book balance reclassified to AP						-
Petty Cash						-
Adjusted Bank Balance		126		4		130
GL Balance	\$	126	\$	4	\$	130
Number of Outstanding Checks		29		4		33

Verity Medical Foundation
Bank Reconciliation Summary
August 31, 2019
\$ in 000's

Bank Account No. (last 4 digits)	VMF - Sale		Petty Cash	Debtor Total
	VMF - Checking 9996	Proceeds 2810		
Balance Per Bank	\$ 1,742	\$ 2,269		\$ 4,011
Additive Items:				-
Deposits in Transit				-
Other Additive Items	87			87
Subtractive Items:				-
Outstanding Checks	(309)			(309)
Other Subtractive Items				-
Reclassifications				-
Negative book balance reclassified to AP				-
Petty Cash			4	4
Adjusted Bank Balance	1,521	2,269	4	3,793
GL Balance	\$ 1,521	\$ 2,269	\$ 4	\$ 3,793
Number of Outstanding Checks	534			534

Verity Holdings, LLC
 Bank Reconciliation Summary
 August 31, 2019
 \$ in 000's

Bank Account No. (last 4 digits)	VH- Santa Clara				Debtor Total
	AP Disbursement	MOB	Sale Proceeds	VH-Sale Proceeds	
	1597	1248	9568	0151	
Balance Per Bank	\$ 329	\$ 57	\$ 15,859	\$ -	\$ 16,245
Additive Items:					
Deposits in Transit					-
Other Additive Items		3			3
Subtractive Items:					
Outstanding Checks	(78)				(78)
Other Subtractive Items					-
Reclassifications					
Negative book balance reclassified to AP					-
Petty Cash					-
Adjusted Bank Balance	251	60	15,859	-	16,170
GL Balance	\$ 251	\$ 60	\$ 15,859	\$ -	\$ 16,170
Number of Outstanding Checks	16				16

De Paul Ventures - San Jose Dialysis, LLC
 Bank Reconciliation Summary
 August 31, 2019
 \$ in 000's

	De Paul Ventures – San Jose Dialysis, LLC
Bank Account No. (last 4 digits)	2797
Balance Per Bank	\$ 87
Additive Items:	
Deposits in Transit	
Other Additive Items	
Subtractive Items:	
Outstanding Checks	
Other Subtractive Items	
Reclassifications	
Negative book balance reclassified to AP	
Petty Cash	
Adjusted Bank Balance	87
GL Balance	\$ 87
Number of Outstanding Checks	

Verity Health System, Inc.
Notes on Bank Reconciliations
August 31, 2019

- DePaul Ventures, LLC has no bank accounts. Therefore, there is no bank activity reported on the Verity Bank Account Summary or on the Verity Bank Account Cumulative Summary, and accordingly no bank reconciliations.
- The following bank accounts were closed prior to the beginning of the reporting period and are not reported on the Bank Reconciliation Summary.

Account name	Last four of account #
SMC Foundation - TCB	#XXXXXX8521
SMCC - Patient Trust - TCB	#XXXXXX3611
OCH - FSA	#XXXXX12284
SLRH - FSA	#XXXXX12307
SMC - FSA	#XXXXX12289
SMCC - FSA	#XXXXX12302
SFMC - FSA	#XXXXX12487
SVMC - FSA	#XXXXX12062
VBS - FSA	#XXXXX13192
VH - Operating	#XXXXX11970
VH - Savings	#XXXXX11975
VMF - Payroll ZBA - Wells Fargo	#XXXXX20010
SVMC Foundation - EWB	#XXXXXX1162

- The following bank accounts have had no activity and therefore bank and book balances were both zero at the end of the reporting period. These accounts are not reported on the Verity Bank Account Summary or on the Verity Bank Account Cumulative Summary.

Account name	Last four of account #
VH – Sale Proceeds	#XXXXXX0151
SMC – Sale Proceeds	#XXXXXX0071

Verity Health System, Inc.
Notes on Bank Reconciliations
August 31, 2019

4. On February 28, 2019 (the “Closing Date”), the Debtors’ asset sale to Santa Clara County (the “Santa Clara Sale Transaction”) closed and Santa Clara County wired the sale proceeds to Chicago Title Insurance Company (“Chicago Title”). As part of that transaction, operating disbursements were made by Chicago Title directly to third parties, on behalf of the Debtors that are party to the Santa Clara Sale Transaction (the “Chicago Title Disbursements”). In order to provide a full accounting of operating disbursements made by or on behalf of the Debtors in this Monthly Operating Report, the Chicago Title Disbursements are added to the operating disbursements reported in the Verity Bank Account Cumulative Summary for the reporting period and shown in the table below (\$ 000):

	Operating Disbursements for the reporting period		
	Chicago Title Disb.	Op. Disb. From page 5	Total
O'Connor Hospital	\$ 21,573	\$ 112,727	\$ 134,300
St. Louise Regional Hospital	5,528	36,971	42,499
Verity Holdings, LLC	269	10,308	10,577
Verity Health System of California, Inc.	88	334,282	334,370

5. Per the Santa Clara County asset purchase agreement (the “APA”) § 1.2 and 1.1.2, \$23.5 million of sale proceeds transferred by Santa Clara County were escrowed with Chicago Title as escrow agent, subject to reductions related to post-closing obligations and damages as described in APA § 15.2 (as reduced in accordance with APA § 15.2 , the “Escrow Amount”) . The APA provides that the Escrow Amount is security for the satisfaction of Sellers’ post-closing obligations and to offset Damages incurred by Santa Clara County as described in Section 15.2 of the APA. The APA provides that the Escrow Agent shall hold the Escrow Amount for a period of twelve months following the Closing Date, and the Escrow Agent shall disburse the same (along with any interest accrued thereon, as further described in the Escrow Agreement) upon the expiration of such twelve month period (subject to valid escrow claims) in accordance with the terms of the Escrow Agreement. The Debtors that are party to the Santa Clara Sales Transaction report the Escrow Amount as a receivable in the Consolidating Balance Sheet – Unaudited as of the end of the reporting period.

Verity Status of Payments to Secured Creditors, Lessors, And Other Parties to Executory Contracts

For the month ending 08/31/2019

\$ in 000's

#	Creditor, Lessor, Etc.	Frequency of Payments (Mo/Qtr)	Amount of Payment	Post-petition Payments Not Made (Number) ^(A)	Total Due Not Paid According to Postpetition Terms
Secured Debt Holders					
1	Ally Bank ^(B)	Various	\$75,130	-	-
2	Wells Fargo - 2005 Bonds	Monthly	1,226	-	-
3	US Bank 2015 Notes	Monthly	1,044	-	-
4	Verity MOB Financing, LLC	Monthly	412	-	-
5	US Bank 2017 Notes	Monthly	254	-	-
	Subtotal		\$78,067	-	-
Top 20 Vendors					
1	Department of Health Care Services (DHCS)	Various	\$6,787	-	-
2	Healthnow Administrative Services	Various	6,625	-	-
3	Transamerica	Various	4,827	-	-
4	Medline Industries, Inc.	Various	1,938	-	-
5	Cardinal Health	Various	1,571	-	-
6	Verity Medical Group	Various	1,362	-	-
7	Sodexo, Inc & Affiliates	Various	883	-	-
8	Rightsourcing Inc	Various	731	-	-
9	Southern California Edison	Various	652	-	-
10	American Red Cross	Various	629	-	-
11	Thermal Control	Various	590	-	-
12	Retirement Plan For Hospital Employees	Various	568	-	-
13	Boston Scientific Corp	Various	552	-	-
14	Silicon Valley Medical Development, LLC	Various	548	-	-
15	Los Angeles Department Of Water And Power	Various	439	-	-
16	Nantworks LLC	Various	420	-	-
17	Mckesson	Various	420	-	-
18	Shiftwise	Various	413	-	-
19	Employment Development Department	Various	398	-	-
20	Onelegacy	Various	385	-	-
	Subtotal		\$30,738	-	-

Notes

A) See Notes after XI. Questionnaire.

B) In addition to the above payments to Ally Bank, Verity also submits its cash inflows to the Debtors' DIP Lender Ally Bank on a daily basis even when there is no DIP balance outstanding. When this occurs, Ally Bank returns the funds to Verity. To the extent funds are sent to and received from Ally Bank in the same month in the case of a zero DIP balance, the transfers will net out to zero.

	*Accounts Payable Post-Petition	Patient Receivables Combined Pre and Post Petition
	30 days or less	\$ 5,937
31 - 60 days	1,011	19,322
61 - 90 days	54	9,968
91 - 120 days	78	7,266
Over 120 days	99	32,718
TOTAL:	\$ 7,179	\$ 137,900

V. INSURANCE COVERAGE

	Name of Carrier	Amount of Coverage	Policy Expiration Date	Premium Paid Through (Date)
General Liability				
Worker's Compensation		See Schedule Attached		
Casualty				
Vehicle				
Others:				

VI. UNITED STATES TRUSTEE QUARTERLY FEES - \$ in 000's
 (TOTAL PAYMENTS)

Quarterly Period Ending (Date)	Total Disbursements	Quarterly Fees	Date Paid	Amount Paid	Quarterly Fees Still Owing	
30-Sep-2018	\$ 89,411	\$ 898	31-Oct-2018	\$ 898	\$ -	(A)
31-Dec-2018	\$ 377,637	\$ 1,775	31-Jan-2019	\$ 1,775	\$ -	
31-Mar-2019	\$ 418,770	\$ 1,840	30-Apr-2019	\$ 1,840	\$ -	
30-Jun-2019	\$ 327,882	\$ 1,298	31-Jul-2019	\$ 1,298	\$ -	
30-Jun-2019	\$ -	\$ 0	31-Aug-2019	\$ 0	\$ -	(B)
		\$ 5,811		\$ 5,811	\$ -	

(A) The Debtors did not initially receive an invoice from the U.S. Trustee for quarterly fees for De Paul Ventures – San Jose Dialysis, LLC and therefore \$0.325 thousand of the reported amount paid was paid on November 30, 2018.

(B) Verity Medical Foundation 2019 Q2 shortage of \$5.19 paid in August 2019

See Notes after Section XI., Questionnaire.

Debtor	Account Used	Aggregate Insider Compensation Paid
Verity Health System of California, Inc.	XXXXXX1785	\$ 257,238
O'Connor Hospital	XXXXXX3007	\$ -
Saint Louise Regional Hospital	XXXXXX7575	\$ -
St. Francis Medical Center	XXXXXX3012	\$ 19,962
St. Vincent Medical Center	XXXXXX3017	\$ 66,924
Seton Medical Center	XXXXXX3001	\$ 103,476
O'Connor Hospital Foundation		-
Saint Louise Regional Hospital Foundation		-
St. Francis Medical Center of Lynwood Foundation		-
St. Vincent Foundation		-
St. Vincent Dialysis Center, Inc.		-
Seton Medical Center Foundation		-
Verity Business Services		-
Verity Medical Foundation	XXXXXX9996	\$ -
Verity Holdings, LLC		-
DePaul Ventures, LLC		-
DePaul Ventures - San Jose Dialysis, LLC		-
		\$ 447,600

VIII SCHEDULE OF OTHER AMOUNTS PAID TO INSIDERS

Debtor	Account Used	Aggregate Insider Other Amounts Paid (a)
Verity Health System of California, Inc.	XXXXXX6440	\$ -
O'Connor Hospital	XXXXXX6389	\$ -
Saint Louise Regional Hospital	XXXXXX6421	\$ -
St. Francis Medical Center	XXXXXX6407	\$ 26,500
St. Vincent Medical Center	XXXXXX6426	\$ 13,215
Seton Medical Center	XXXXXX6365	\$ 20,250
O'Connor Hospital Foundation		\$ -
Saint Louise Regional Hospital Foundation		\$ -
St. Francis Medical Center of Lynwood Foundation		\$ -
St. Vincent Foundation		\$ -
St. Vincent Dialysis Center, Inc.		\$ -
Seton Medical Center Foundation		\$ -
Verity Business Services		\$ -
Verity Medical Foundation		\$ -
Verity Holdings, LLC		\$ -
DePaul Ventures, LLC		\$ -
DePaul Ventures - San Jose Dialysis, LLC		\$ -
		\$ 59,965

(a) For the Hospital Debtors, amounts represent payments made by the Hospitals to physician board members associated with medical directorships and on-call coverage provided. Such payments are not associated with services provided as a board member.

	O'Connor Hospital	Saint Louis Regional Hospital	St. Francis Medical Center	St. Vincent Medical Center	Seton Medical Center	Seton Medical Center Coastside (Seton Medical Center)	System Office (Verity Health System of CA, Inc.)	System Elimination - Obligated Group	Obligated Group Subtotal	Non-Debtor A	Verity Business Services	DePaul Ventures (Includes DePaul Ventures - San Jose Dialysis, LLC)
ASSETS												
Current Assets:												
Cash and cash equivalents	\$ 833	\$ 451	\$ 2,988	\$ 4,978	\$ 2,208	\$ 158	\$ 34,026	\$ -	\$ 45,642	\$ 11,217	\$ 130	\$ 87
Net patient accounts receivable	6,911	2,022	60,336	28,967	33,853	4,305	-	-	136,394	-	-	-
Due from government agencies	1,074	179	5,910	4,777	2,022	-	-	-	13,962	-	-	-
Due from related organizations	13,436	4,854	457,244	14,338	17,014	48	654,900	(1,074,573)	87,261	-	60,964	3,474
Other current assets	29,832	10,669	38,727	21,732	13,554	347	10,275	-	125,136	6,128	187	-
Other restricted assets	111,311	57,433	-	-	-	-	31,085	-	199,829	-	-	-
Total Current Assets	163,397	75,608	565,205	74,792	68,651	4,858	730,286	(1,074,573)	608,224	17,345	61,281	3,561
Assets Limited As To Use:												
Other investments	-	-	-	3,109	-	-	20	-	3,129	39,714	-	-
Under bond indenture agreements	-	-	-	-	34,949	-	24,894	-	59,843	-	-	-
Total Assets Limited As To Use	-	-	-	3,109	34,949	-	24,914	-	62,972	39,714	-	-
Property And Equipment, Net	-	-	85,263	43,914	40,902	639	24,034	-	194,752	-	1,479	-
Other Long-Term Assets	-	-	224	1	63	-	2,603	-	2,891	-	-	36
Total Assets	\$ 163,397	\$ 75,608	\$ 650,692	\$ 121,816	\$ 144,565	\$ 5,497	\$ 781,837	\$ (1,074,573)	\$ 868,839	\$ 57,059	\$ 62,760	\$ 3,597
LIABILITIES AND NET (DEFICIT) ASSETS												
Current Liabilities:												
Accounts payable	\$ 15,358	\$ 3,793	\$ 18,021	\$ 24,496	\$ 14,524	\$ 419	\$ 14,738	\$ -	\$ 91,349	\$ 21	\$ 5,772	\$ -
Current portion of long-term debt, net of debt issuance costs	774	469	4,076	867	1,801	-	254,900	-	262,887	-	-	-
Due to government agencies	502	64	2,956	1,210	284	-	-	-	5,016	-	-	-
Accrued expenses and other current liabilities	15,350	5,273	91,410	31,271	42,225	1,884	158,480	-	345,893	14,848	3,174	-
Due to related organizations	268,137	73,050	12,672	354,909	230,000	27,227	272,598	(1,074,573)	164,020	-	52,132	2
Total Current Liabilities	300,121	82,649	129,135	412,763	288,834	29,530	700,716	(1,074,573)	869,165	14,869	61,078	2
Other Liabilities												
Pension and other long-term liabilities	48,936	5,708	96,143	74,403	2,544	26	48,730	-	276,490	31,626	-	-
Total Other Liabilities	48,936	5,708	96,143	74,403	2,544	26	48,730	-	276,490	31,626	-	-
Long-Term Debt, Net Of Current Portion And Debt Issuance Costs	47,507	28,776	63,436	53,181	96,139	-	44,025	-	333,064	-	-	-
Total Liabilities	396,564	117,133	288,714	540,337	387,517	29,556	793,471	(1,074,573)	1,478,719	46,495	61,078	2
NET (DEFICIT) ASSETS:												
Unrestricted	(233,167)	(41,525)	361,978	(421,836)	(242,952)	(24,059)	(11,634)	-	(613,195)	10,564	1,682	3,595
Temporarily restricted	-	-	-	523	-	-	-	-	523	-	-	-
Permanently restricted	-	-	-	2,792	-	-	-	-	2,792	-	-	-
Total Net (Deficit) Assets	(233,167)	(41,525)	361,978	(418,521)	(242,952)	(24,059)	(11,634)	-	(609,880)	10,564	1,682	3,595
Total Liabilities And Net (Deficit) Assets	\$ 163,397	\$ 75,608	\$ 650,692	\$ 121,816	\$ 144,565	\$ 5,497	\$ 781,837	\$ (1,074,573)	\$ 868,839	\$ 57,059	\$ 62,760	\$ 3,597

	St. Vincent Dialysis Center Inc.	Verity Medical Foundation	O'Connor Hospital Foundation	Seton Medical Center Foundation	St. Francis Medical Center of Lynwood Foundation	Saint Louise Regional Hospital Foundation	St. Vincent Foundation	Verity Holdings, LLC	Non-Debtor B	System Elimination - Non Obligated Group	Verity Total
ASSETS											
Current Assets:											
Cash and cash equivalents	\$ 51	\$ 1,524	\$ 349	\$ 111	\$ 73	\$ 20	\$ 417	\$ 311	\$ 15	\$ -	\$ 59,947
Net patient accounts receivable	644	862	-	-	-	-	-	-	-	-	137,900
Due from government agencies	-	-	-	-	-	-	-	-	-	-	13,962
Due from related organizations	7,971	3,439	1	7	4	5	12,518	75,637	-	(251,281)	-
Other current assets	69	2,787	-	60	967	-	956	1,894	-	(5,842)	132,342
Other restricted assets	-	2,289	-	-	-	-	-	15,859	-	-	217,957
Total Current Assets	8,735	10,881	350	178	1,044	25	13,891	93,701	15	(257,123)	562,108
Assets Limited As To Use:											
Other investments	-	-	1,240	4,795	20	300	3,726	-	-	-	52,924
Under bond indenture agreements	-	-	-	-	-	-	-	-	-	-	59,843
Total Assets Limited As To Use	-	-	1,240	4,795	20	300	3,726	-	-	-	112,767
Property And Equipment, Net	185	451	-	-	-	-	-	13,675	-	-	210,542
Other Long-Term Assets	-	850	-	-	-	-	673	890	-	(1,564)	3,776
Total Assets	\$ 8,920	\$ 12,182	\$ 1,590	\$ 4,973	\$ 1,064	\$ 325	\$ 18,290	\$ 108,266	\$ 15	\$ (258,687)	\$ 889,193
LIABILITIES AND NET (DEFICIT) ASSETS											
Current Liabilities:											
Accounts payable	\$ -	\$ 292	\$ -	\$ -	\$ -	\$ -	\$ -	\$ 1,076	\$ -	\$ -	\$ 98,510
Current portion of long-term debt, net of debt issuance costs	-	-	-	-	-	-	-	-	-	-	262,887
Due to government agencies	-	-	-	-	-	-	-	-	-	-	5,016
Accrued expenses and other current liabilities	129	9,637	-	4	5	8	1,529	-	-	(7,406)	367,821
Due to related organizations	12,907	-	7,343	787	8,726	5,094	899	(629)	-	(251,281)	-
Total Current Liabilities	13,036	9,929	7,343	791	8,731	5,094	907	1,976	-	(258,687)	734,234
Other Liabilities											
Pension and other long-term liabilities	-	7,800	71	-	-	-	104	19,111	-	-	335,202
Total Other Liabilities	-	7,800	71	-	-	-	104	19,111	-	-	335,202
Long-Term Debt, Net Of Current Portion And Debt Issuance Costs	-	-	-	-	-	-	-	105,718	-	-	438,782
Total Liabilities	13,036	17,729	7,414	791	8,731	5,094	1,011	126,805	-	(258,687)	1,508,218
NET (DEFICIT) ASSETS:											
Unrestricted	(4,116)	(5,547)	(6,994)	(614)	(8,655)	(5,071)	11,779	(18,539)	15	-	(635,096)
Temporarily restricted	-	-	835	2,078	988	302	3,060	-	-	-	7,786
Permanently restricted	-	-	335	2,718	-	-	2,440	-	-	-	8,285
Total Net (Deficit) Assets	(4,116)	(5,547)	(5,824)	4,182	(7,667)	(4,769)	17,279	(18,539)	15	-	(619,025)
Total Liabilities And Net (Deficit) Assets	\$ 8,920	\$ 12,182	\$ 1,590	\$ 4,973	\$ 1,064	\$ 325	\$ 18,290	\$ 108,266	\$ 15	\$ (258,687)	\$ 889,193

	O'Connor Hospital	Saint Louise Regional Hospital	St. Francis Medical Center	St. Vincent Medical Center	Seton Medical Center	Seton Medical Center Coastside (Seton Medical Center)	System Office (Verity Health System of CA, Inc.)	System Elimination - Obligated Group	Obligated Group Subtotal	Non-Debtor A	Verity Business Services	DePaul Ventures (Includes DePaul Ventures - San Jose Dialysis, LLC)
UNRESTRICTED REVENUES AND OTHER SUPPORT:												
Net patient service revenue	\$ 169	\$ (58)	\$ 26,884	\$ 13,492	\$ 16,207	\$ 1,557	\$ -	\$ (1,378)	\$ 56,873	\$ -	\$ -	\$ -
Provision for doubtful accounts	(696)	(346)	(1,481)	376	(777)	295	-	-	(2,629)	-	-	-
Net patient service revenue less provision for doubtful accounts	(527)	(404)	25,403	13,868	15,430	1,852	-	(1,378)	54,244	-	-	-
Premium revenue	-	-	8,719	1,653	-	-	-	(62)	10,310	-	-	-
Other revenue	11	-	118	28	43	28	12,235	(10,775)	1,888	943	2,753	-
Contributions	-	(1)	242	135	21	-	-	-	397	-	-	-
Total Unrestricted Revenues And Other Support	(516)	(405)	34,482	15,684	15,494	1,880	12,235	(12,215)	66,639	943	2,753	-
EXPENSES:												
Salaries and benefits	543	145	19,650	9,757	12,733	1,499	3,350	(1,378)	46,299	-	1,978	-
Supplies	32	(55)	3,965	3,788	2,305	150	(22)	-	10,163	-	10	-
Purchased services, medical claims and other	(104)	(28)	15,720	7,781	5,211	444	3,868	(7,952)	24,940	1,215	718	-
Goodwill and Intangible Asset Impairment	-	-	-	-	-	-	-	-	-	-	-	-
Depreciation and amortization	-	-	667	483	423	11	45	-	1,629	-	22	-
Interest, net	229	139	316	246	441	-	2,207	-	3,578	-	-	-
Total Expenses	700	201	40,318	22,055	21,113	2,104	9,448	(9,330)	86,609	1,215	2,728	-
Operating (Loss) Income	(1,216)	(606)	(5,836)	(6,369)	(5,620)	(224)	2,787	(2,884)	(19,968)	(272)	25	-
Investment Income (Loss)	165	85	1	-	56	-	97	-	404	48	-	-
Gain (Loss) on Hospital Sales	3	6	-	-	-	-	-	-	9	-	-	-
Reorganization Items	13	2	1,445	826	817	72	2,884	(2,884)	3,176	-	25	-
Excess (Deficit) Of Revenues Over Expenses	\$ (1,061)	\$ (517)	\$ (7,280)	\$ (7,195)	\$ (6,381)	\$ (296)	\$ -	\$ -	\$ (22,731)	\$ (224)	\$ -	\$ -

	St. Vincent Dialysis Center Inc.	Verity Medical Foundation	O'Connor Hospital Foundation	Seton Medical Center Foundation	St. Francis Medical Center of Lynwood Foundation	Saint Louise Regional Hospital Foundation	St. Vincent Foundation	Verity Holdings, LLC	Non-Debtor B	System Elimination - Non Obligated Group	Verity Total
UNRESTRICTED REVENUES AND OTHER SUPPORT:											
Net patient service revenue	\$ 600	\$ -	\$ -	\$ -	\$ -	\$ -	\$ -	\$ -	\$ -	\$ (49)	\$ 57,424
Provision for doubtful accounts	47	-	-	-	-	-	-	-	-	-	(2,582)
Net patient service revenue less provision for doubtful accounts	647	-	-	-	-	-	-	-	-	(49)	54,842
Premium revenue	-	1	-	-	-	-	-	-	-	-	10,311
Other revenue	-	558	-	-	-	-	-	864	-	(4,675)	2,131
Contributions	-	-	-	64	12	-	307	-	-	-	780
Total Unrestricted Revenues And Other Support	647	559	-	64	12	-	307	864	-	(4,724)	68,064
EXPENSES:											
Salaries and benefits	292	1,297	-	2	21	-	3	-	-	(492)	49,400
Supplies	127	11	-	-	-	-	-	4	-	-	10,315
Purchased services, medical claims and other	53	1,444	-	-	-	-	6	857	-	(4,207)	25,026
Goodwill and Intangible Asset Impairment	-	-	-	-	-	-	-	-	-	-	-
Depreciation and amortization	2	23	-	1	1	-	1	37	-	-	1,716
Interest, net	-	-	-	-	-	-	-	694	-	-	4,272
Total Expenses	474	2,775	-	3	22	-	10	1,592	-	(4,699)	90,728
Operating (Loss) Income	173	(2,216)	-	61	(10)	-	298	(728)	-	(25)	(22,663)
Investment Income (Loss)	-	-	2	5	1	-	3	24	-	-	487
Gain (Loss) on Hospital Sales	-	-	-	-	-	-	-	-	-	-	9
Reorganization Items	-	12	-	-	-	-	-	10	-	(25)	3,199
Excess (Deficit) Of Revenues Over Expenses	\$ 173	\$ (2,228)	\$ 2	\$ 66	\$ (9)	\$ -	\$ 301	\$ (714)	\$ -	\$ -	\$ (25,366)

	O'Connor Hospital	Saint Louise Regional Hospital	St. Francis Medical Center	St. Vincent Medical Center	Seton Medical Center	Seton Medical Center Coastsides (Seton Medical Center)	System Office (Verity Health System of CA, Inc.)	System Elimination - Obligated Group	Obligated Group Subtotal	Non-Debtor A	Verity Business Services	DePaul Ventures (Includes DePaul Ventures - San Jose Dialysis, LLC)
UNRESTRICTED REVENUES AND OTHER SUPPORT:												
Net patient service revenue	\$ 125,227	\$ 39,480	\$ 412,595	\$ 175,838	\$ 207,679	\$ 21,424	\$ -	\$ (17,320)	\$ 964,923	\$ -	\$ -	\$ -
Provision for doubtful accounts	(4,297)	(1,582)	(4,162)	(1,618)	(10,926)	(372)	-	-	(22,957)	-	-	-
Net patient service revenue less provision for doubtful accounts	120,930	37,898	408,433	174,220	196,753	21,052	-	(17,320)	941,966	-	-	-
Premium revenue	-	-	104,082	16,171	-	-	-	(1,202)	119,051	-	-	-
Other revenue	2,284	99	1,888	1,340	1,129	518	153,351	(146,072)	14,537	12,495	37,022	-
Contributions	62	31	3,907	1,055	112	-	-	-	5,167	-	-	-
Total Unrestricted Revenues And Other Support	123,276	38,028	518,310	192,786	197,994	21,570	153,351	(164,594)	1,080,721	12,495	37,022	-
EXPENSES:												
Salaries and benefits	85,954	30,628	232,416	115,043	151,400	17,565	48,045	(17,320)	663,731	-	27,170	-
Supplies	18,349	3,914	43,191	41,204	27,189	1,946	95	-	135,888	-	209	-
Purchased services, medical claims and other	48,368	15,266	205,989	97,145	67,581	4,721	34,953	(99,592)	374,431	12,023	9,044	(75)
Depreciation and amortization	3,005	868	8,289	5,887	5,063	125	493	-	23,730	-	273	-
Interest, net	2,528	1,655	3,788	2,705	5,388	-	24,978	-	41,042	-	1	-
Total Expenses	158,204	52,331	493,673	261,984	256,621	24,357	108,564	(116,912)	1,238,822	12,023	36,697	(75)
Operating (Loss) Income	(34,928)	(14,303)	24,637	(69,198)	(58,627)	(2,787)	44,787	(47,682)	(158,101)	472	325	75
Investment Income (Loss)	1,097	567	1	-	364	-	2,895	-	4,924	573	-	-
Gain (Loss) on Hospital Sales	109,112	51,638	-	-	-	-	674	-	161,424	-	-	-
Reorganization Items	5,993	2,054	19,748	12,318	11,147	1,033	47,682	(47,682)	52,293	-	325	1
Excess (Deficit) Of Revenues Over Expenses	\$ 69,288	\$ 35,848	\$ 4,890	\$ (81,516)	\$ (69,410)	\$ (3,820)	\$ 674	\$ -	\$ (44,046)	\$ 1,045	\$ -	\$ 74

	St. Vincent Dialysis Center Inc.	Verity Medical Foundation	O'Connor Hospital Foundation	Seton Medical Center Foundation	St. Francis Medical Center of Lynwood Foundation	Saint Louise Regional Hospital Foundation	St. Vincent Foundation	Verity Holdings, LLC	Non-Debtor B	System Elimination - Non Obligated Group	Verity Total
UNRESTRICTED REVENUES AND OTHER SUPPORT:											
Net patient service revenue	\$ 5,250	\$ 31,663	\$ -	\$ -	\$ -	\$ -	\$ -	\$ -	\$ -	(1,431)	\$ 1,000,405
Provision for doubtful accounts	(233)	(1,809)	-	-	-	-	-	-	-	-	(24,799)
Net patient service revenue less provision for doubtful accounts	5,017	30,054	-	-	-	-	-	-	-	(1,431)	975,606
Premium revenue	-	10,765	-	-	-	-	-	-	-	-	129,816
Other revenue	-	9,771	-	-	-	-	-	13,436	-	(64,853)	22,408
Contributions	-	-	5	107	142	(1)	448	1,800	-	-	7,668
Total Unrestricted Revenues And Other Support	5,017	50,590	5	107	142	(1)	448	15,236	-	(66,284)	1,135,498
EXPENSES:											
Salaries and benefits	3,165	26,921	94	142	402	69	194	(9)	-	(7,971)	713,908
Supplies	1,582	10,606	-	(5)	-	-	-	56	-	-	148,336
Purchased services, medical claims and other	526	60,819	6	(7)	41	28	43	10,919	-	(57,993)	409,805
Depreciation and amortization	24	1,567	-	6	6	-	6	679	-	-	26,291
Interest, net	-	11	-	-	-	-	-	8,491	-	-	49,545
Total Expenses	5,297	99,924	100	136	449	97	243	20,136	-	(65,964)	1,347,885
Operating (Loss) Income	(280)	(49,334)	(95)	(29)	(307)	(98)	205	(4,900)	-	(320)	(212,387)
Investment Income (Loss)	3	-	21	66	12	8	26	650	-	-	6,283
Gain (Loss) on Hospital Sales	-	(252)	-	-	-	-	-	13,170	-	-	174,342
Reorganization Items	-	613	3	4	3	3	3	112	-	(320)	53,040
Excess (Deficit) Of Revenues Over Expenses	\$ (277)	\$ (50,199)	\$ (77)	\$ 33	\$ (298)	\$ (93)	\$ 228	\$ 8,808	\$ -	\$ -	\$ (84,802)

AL QUESTIONNAIRE

1. Has the debtor-in-possession made any payments on its pre-petition unsecured debt, except as have been authorized by the court? If "Yes", explain below: No Yes

2. Has the debtor-in-possession during this reporting period provided compensation or remuneration to any officers, directors, principals, or other insiders without appropriate authorization? If "Yes", explain below: No Yes

3. State what progress was made during the reporting period toward filing a plan of reorganization

On August 8, 2019, the Debtors filed the *Motion for Entry of an Order (I) Fixing a Bar Date for Filing Certain Postpetition Administrative Expense Claims and (II) Approving the Form of Notice of the Administrative Expense Claims Bar Date* [Docket No. 2878], which is necessary for the Debtors to accurately determine the number and types of administrative expense claims that must be addressed in the Debtors' plan of liquidation. The Court granted the foregoing motion and entered an order fixing an administrative bar date of October 7, 2019 [Docket No. 2961]. The Debtors also filed a motion requesting authority to use cash collateral, grant adequate protection, and pay off their DIP loan [Docket No. 2968]. The Debtors spent a significant amount of time formulating their plan of liquidation and preparing the related disclosure statement. In connection with the Court approved sale [Docket No. 2306] of the Debtors' remaining hospitals to Strategic Global Management, Inc. ["SGM"], the Debtors and SGM continued to work together on numerous matters related to the sale, including (i) working with counterparties to executory contracts and unexpired leases with respect to the resolution of cure costs and other issues, and (ii) meeting with several unions with respect to their collective bargaining agreements.

4. Describe potential future developments which may have a significant impact on the case:
 The closing of the sale of the Debtors' remaining Hospitals and other assets will have a significant impact on these cases, particularly the Attorney General review of the sale of the remaining Hospitals.

5. Attach copies of all Orders granting relief from the automatic stay that were entered during the reporting period.
 Attached.

6. Did you receive any exempt income this month, which is not set forth in the operating report? If "Yes", please set forth the amounts and sources of the income below. No Yes

I, Anita Chou, declare under penalty of perjury that I have fully read and understood the foregoing debtor-in-possession operating report and that the information contained herein is true and complete to the best of my knowledge.

9/29/19
 Date


 Principal for debtor-in-possession

Notes

Creditor, Lessor, Etc. Not Paid According to Postpetition Terms	Frequency of Payments (Mo/Qtr)	Post-Petition payments not made (Number)	Total Due not paid according to postpetition terms	Explanation
None	n/a	-	-	n/a
TOTAL DUE:			0.00	

VI. UNITED STATES TRUSTEE QUARTERLY FEES
(TOTAL PAYMENTS - QUARTERLY PERIOD)

Quarterly Period Ending (Date)	Debtor	Total Disbursements	Quarterly Fees	Date Paid	Amount Paid	Quarterly Fees Still Owing
30-Jun-2019	Venty Medical Foundation	\$ -	\$ -	31-Aug-2019	\$ 5.19	\$ -
		\$ -	\$ -		\$ 5.19	\$ -

(A) Venty Medical Foundation 2019 Q2 shortage paid in August 2019



#	Insurance Coverage	Carrier	First Named Insured	Policy Period	Policy Number	Limits of Liability	Premium Paid Through (Date)
1	Storage Tank Liability	ACE American Insurance Company (Chubb)	O'Connor Hospital	6/30/2018-2/28/2022	G24668538 010	\$1,000,000 Per Storage Tank Incident \$2,000,000 Aggregate for ASTs \$2,000,000 Aggregate for USTs \$4,000,000 Aggregate Limit of Liability for All Storage Tank Incidents \$2,000,000 Aggregate Limit of Liability for Legal Defense Expenses \$6,000,000 Policy Aggregate	2/28/2022
2	Commercial Property	American Guarantee and Liability Insurance Company (Zurich)	Verity Health System of California, Inc.	7/1/2019-7/1/2020	ZMD7067455-01	\$1,000,000,000 Loss Limit	7/1/2020
3	Workers' Compensation and Employers Liability	Old Republic Insurance Company	Verity Health System of California, Inc.	7/1/2019-1/1/2020	MWC 313800-19	Workers' Compensation - Statutory Employers Liability - \$1,000,000 BI Each Accident \$1,000,000 BI Disease Each Employee \$1,000,000 BI Disease Policy Limit	1/1/2020
4	Storage Tank Liability (Consolidated)	ACE American Insurance Company (Chubb)	St. Vincent Medical Center Seton Medical Center; Verity Holdings, LLC	10/1/2018-10/1/2019	UST G71182654 001	\$1,000,000 Per Storage Tank Incident \$1,000,000 Aggregate for ASTs \$1,000,000 Aggregate for USTs \$2,000,000 Aggregate Limit of Liability for All Storage Tank Incidents \$1,000,000 Aggregate Limit of Liability for Legal Defense Expenses \$3,000,000 Policy Aggregate	10/1/2019
5	Commercial Automobile	National Union Fire Insurance Company of Pittsburgh, PA (AIG)	Verity Health System of California, Inc.	10/1/2018-10/1/2019	CA 087 15 98	\$1,000,000 Combined Single Limit	10/1/2019
6	Helipad Liability & Non-Owned Aircraft Liability	ACE Property and Casualty Insurance Company (Chubb)	Verity Health System of California, Inc.	10/1/2018-10/1/2019	AAP N17935550 001	\$10,000,000 Each Occurrence \$10,000,000 Products-Completed Operations Aggregate \$10,000,000 Personal Injury and Advertising Injury Aggregate \$10,000,000 Hangarkeepers Any One Occurrence \$10,000,000 Hangarkeepers Any One Aircraft \$10,000,000 Non-Owned Aircraft Liability Any One Occurrence	10/1/2019
7	Sexual Misconduct and Molestation Liability	Lloyds of London (Beazley Syndicates #2623/#623)	St. Francis Medical Center (Children's Counseling Center Agreement)	10/1/2018-10/1/2019	GLOPR1801815	\$2,000,000 Any One Victim and in the Aggregate	10/1/2019
8	D&O Liability, Employment Practices Liability, Fiduciary Liability, Crime <i>Primary Layer</i>	National Union Fire Insurance Company of Pittsburgh, PA (AIG)	Verity Health System of California, Inc.	10/1/2017-10/1/2018 (Extended to 10/1/2019)	02-359-65-60	\$10,000,000 D&O Liability and EPL (Shared) \$10,000,000 Fiduciary Liability \$10,000,000 Crime \$20,000,000 Policy Aggregate	10/1/2019
9	D&O Liability and Employment Practices Liability <i>1st Excess Layer</i>	Endurance Risk Solutions Assurance Company	Verity Health System of California, Inc.	10/1/2017-10/1/2018 (Extended to 10/1/2019)	BLX10008286901	\$10,000,000 Excess of \$10,000,000	10/1/2019
10	D&O Liability Only <i>2nd Excess Layer</i>	Argonaut Insurance Company (ARGO Group)	Verity Health System of California, Inc.	10/1/2017-10/1/2018 (Extended to 10/1/2019)	MLX 7602088-01	\$10,000,000 Excess of \$20,000,000 (D&O Liability Only)	10/1/2019
11	Excess Side A D&O Liability	National Union Fire Insurance Company of Pittsburgh, PA	Verity Health System of California, Inc.	10/1/2018-10/1/2019	02-306-61-90	\$2,000,000 Excess of \$30,000,000	10/1/2019



#	Insurance Coverage	Carrier	First Named Insured	Policy Period	Policy Number	Limits of Liability	Premium Paid Through (Date)
12	Punitive Damages Wrap <i>Primary Layer</i>	American International Reinsurance Company, Ltd.	Verity Health System of California, Inc.	10/1/2017-10/1/2018 (Extended to 10/1/2019)	24542026	\$10,000,000 Each Occurrence \$10,000,000 Aggregate	10/1/2019
13	Punitive Damages Wrap <i>1st Excess Layer</i>	Magna Carta Insurance, Ltd.	Verity Health System of California, Inc.	10/1/2017-10/1/2018 (Extended to 10/1/2019)	MCEN204155	\$10,000,000 Excess of \$10,000,000	10/1/2019
14	Storage Tank Liability	Tokio Marine Specialty Insurance Company (Philadelphia)	St. Francis Medical Center	12/05/2018-12/05/2019	STEP011394-01	\$1,000,000 Remediation Expense \$1,000,000 Bodily Injury and Property Damage Resulting from Contamination \$1,000,000 Defense Expense \$1,000,000 Defense Expense Aggregate \$2,000,000 Total Policy Aggregate	12/5/2019
15	Cyber/Network Liability	AXIS Insurance Company	Verity Health System of California, Inc.	2/4/2019-2/4/2020	P-001-000076217-01	\$2,000,000 per claim in excess of \$500,000	2/4/2020
16	General Liability	Chubb	St. Francis Medical Center (Lynwood Parking Agreement)	3/31/2019-3/31/2020	HPL G2181684A 012	\$1,000,000 Each Occurrence \$1,000,000 Personal Injury & Advertising Injury \$1,000,000 Products/Completed Operations Aggregate \$3,000,000 General Aggregate	3/31/2020
Physicians Professional Liability							
17	Professional Liability	NORCAL Mutual Insurance Company	The Contracted Physicians of O'Connor Hospital	1/1/2019-1/1/2020	728814N	Per Scheduled Provider \$1,000,000 Each Claim; \$3,000,000 Aggregate	9/30/2019
18	Professional Liability	NORCAL Mutual Insurance Company	The Contracted Physicians of St. Francis Medical Center	1/1/2019-1/1/2020	728812N	Per Scheduled Provider \$1,000,000 Each Claim; \$3,000,000 Aggregate \$2,000,000 Each Claim; \$4,000,000 Aggregate	9/30/2019
Captive							
19	Professional and General Liability	Marillac Insurance Company, Ltd.	Verity Health System of California, Inc.	3/31/2019-3/31/2020	DOC PLGL-26000-019	Professional Liability \$5,000,000 Each Claim and No Aggregate General Liability \$2,000,000 Each Occurrence and No Aggregate	10/31/2019
20	Excess Professional and Umbrella Liability (See Reinsurance Below)	Marillac Insurance Company, Ltd.	Verity Health System of California, Inc.	3/31/2019-3/31/2020	DOC PLGL-26000-019	Excess Professional Liability \$80,000,000 Each Occurrence \$80,000,000 Aggregate All Other Liability \$80,000,000 Each Claim \$80,000,000 Aggregate	3/31/2020
21	Workers Compensation Deductible Liability Protection	Marillac Insurance Company, Ltd.	Verity Health System of California, Inc.	7/1/2019-1/1/2020	DED.WC-07.01.19-20	Workers' Compensation \$500,000 Each Occurrence Employers Liability \$500,000 Each Occurrence	10/1/2019
Reinsurance							
22	Lead Excess Layer	ACE American Insurance Company (Chubb)	Verity Health System of California, Inc.	3/31/2019-3/31/2020	RBN G21816838 012	\$15,000,000 Each Professional Liability Loss Event \$15,000,000 Aggregate Professional Liability \$15,000,000 Aggregate General Liability of Ceding Company Limits	3/31/2020

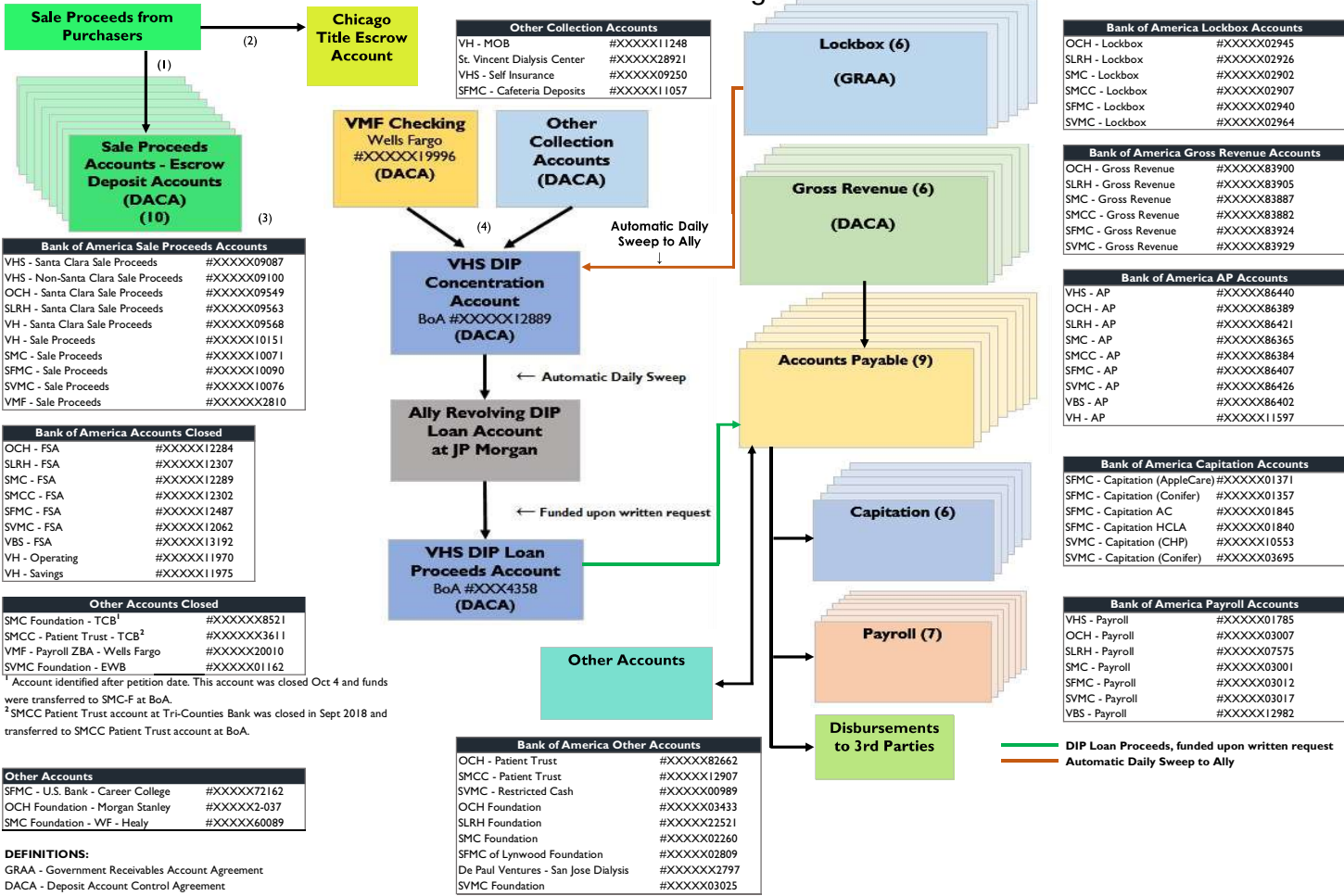


#	Insurance Coverage	Carrier	First Named Insured	Policy Period	Policy Number	Limits of Liability	Premium Paid Through (Date)
23	2nd Excess Layer	Continental Casualty Company (CNA)	Verity Health System of California, Inc.	3/31/2019-3/31/2020	HMU 2097462209-11	\$10,000,000 Each Professional Liability Claim \$10,000,000 Aggregate Professional Liability \$10,000,000 Each General Liability Occurrence \$10,000,000 Aggregate General Liability Excess of Chubb Underlying Above	3/31/2020
24	3rd Excess Layer	Berkshire Hathaway Specialty Insurance Company	Verity Health System of California, Inc.	3/31/2019-3/31/2020	47-RHC-304968-02	\$10,000,000 Each Professional Liability Claim \$10,000,000 Aggregate Professional Liability \$10,000,000 Each General Liability Occurrence \$10,000,000 Aggregate General Liability Excess of Chubb and CNA Underlying Above	3/31/2020
25	4th Excess Layer	Zurich American Insurance Company	Verity Health System of California, Inc.	3/31/2019-3/31/2020	HPC 0239123-01	\$10,000,000 Each Professional Liability Claim \$10,000,000 Aggregate Professional Liability \$10,000,000 Each General Liability Occurrence \$10,000,000 Aggregate General Liability Excess of Chubb, CNA and Berkshire Underlying Above	3/31/2020
26	5th Excess Layer	The Doctors Company Group	Verity Health System of California, Inc.	3/31/2019-3/31/2020	FRX-00015-19-00	\$15,000,000 Each Professional Liability Claim \$15,000,000 Aggregate Professional Liability \$15,000,000 Aggregate General Liability Excess of Chubb, CNA, Berkshire and Zurich Underlying Above	3/31/2020
27	6th Excess Layer	The Medical Protective Company	Verity Health System of California, Inc.	3/31/2019-3/31/2020	XOL2019-018	\$20,000,000 Each Professional Liability Claim \$20,000,000 Aggregate Professional Liability \$20,000,000 Each General Liability Occurrence \$20,000,000 Aggregate General Liability Excess of Chubb, CNA, Berkshire, Zurich and TDC Underlying Above	3/31/2020
Surety Bonds							
28	CA DHS Patient Trust Bond	Hartford Fire Insurance Company	Seton Medical Center Coastside	12/1/2001-12/1/2019	83BSBF7598	\$75,000 Bond Amount	12/1/2019
29	CA DHS Patient Trust Bond	Hartford Fire Insurance Company	St. Francis Medical Center	12/1/2001-12/1/2019	83BSBF7621	\$5,000 Bond Amount	12/1/2019
30	CA DHS Patient Trust Bond	Hartford Fire Insurance Company	St. Vincent Medical Center	12/1/2001-12/1/2019	83BSBF7625	\$2,000 Bond Amount	12/1/2019
31	CA DHS Patient Trust Bond	Hartford Fire Insurance Company	Seton Medical Center	12/1/2001-12/1/2019	83BSBF7661	\$35,000 Bond Amount	12/1/2019



#	Insurance Coverage	Carrier	First Named Insured	Policy Period	Policy Number	Limits of Liability	Premium Paid Through (Date)	
Provider Capitation Stop Loss (Managed Care Excess Loss)								
32	Provider Capitation Stop Loss (Applicable to St. Vincent Medical Center and St. Francis Medical Center)	PartnerRe America Insurance Company	Verity Health System of California, Inc.	1/1/2019-1/1/2020	P0312544006	\$1,000,000 Maximum Benefit Per Covered Person 90% Payable in Excess of Specific Deductible If Complete Claim is Received by 2/1/20 50% Payable in Excess of Specific Deductible If Complete Claim is Not Received by 2/1/20 Transplant Services - 50% by a Non-Approved Transplant Network Provider	9/30/2019	(A)
Self-Insured Medical and Pharmacy Stop Loss								
33	Self-Insured Medical and Pharmacy Stop Loss	Reliastar Life Insurance Company (Voya)	Verity Health System of California, Inc.	1/1/19-12/31/19	70037-7	\$375,000 per Individual Coverage Period - Incurred in 12 months 1/1/19 - 12/31/19 and paid in 24 months 1/1/19 - 12/31/20	9/1/2019	(A)

(A) Premium is paid monthly.



DEFINITIONS:
 GRAA - Government Receivables Account Agreement
 DACA - Deposit Account Control Agreement

FOOTNOTES

NOTE: The Postpetition Cash Flowchart reflects the Debtors' cash management system at August 31, 2019.

⁽¹⁾ The Final DIP Order provides that the Sale Proceeds, including any deposits, shall be held in escrow in one or more deposit accounts subject to a deposit account control agreement in favor of the DIP Agent (the "Escrow Deposit Account"). Any funds held in the Escrow Deposit Account shall not be commingled with any other funds of the selling Debtor, the Sale Proceeds of any other Debtor or otherwise.

⁽²⁾ Per SCC APA § 1.2 and 1.1.2, \$23.5 million of sale proceeds was escrowed with Chicago Title Insurance Company as escrow agent, subject to reductions related to post-closing obligations and damages as described in APA § 15.2.

⁽³⁾ The Sale Proceeds Accounts (Escrow Deposit Accounts) were opened by the Debtors pursuant to the terms of the Sale Order with respect to the sale of assets to Santa Clara County. **No sale proceeds will be transferred to the DIP Concentration account until on or after the DIP Loan termination date.**

⁽⁴⁾ All of the Other Collection accounts are swept automatically to the DIP Concentration account. The VMF Checking account at Wells Fargo is swept manually.

**Verity Health System
Debtor Bank Accounts
As of 08/31/19**

Number	Group	Bank Account Name	Company	Financial Institution	Account Number	Authorized Signers	
1	Obligated Group	VHS - Santa Clara Sale Proceeds	Verity Health System of California, Inc.	Bank of America	XXXXXX9087	Rich Adcock, CEO; Tony Armada, COO; Anita Chou, CFO; and Ty Conner, Treasurer	(C)
2	Obligated Group	VHS - Non-Santa Clara Sale Proceeds	Verity Health System of California, Inc.	Bank of America	XXXXXX9100	Rich Adcock, CEO; Tony Armada, COO; Anita Chou, CFO; and Ty Conner, Treasurer	(C)
3	Obligated Group	VHS - AP	Verity Health System of California, Inc.	Bank of America	XXXXXX6440	Rich Adcock, CEO; Tony Armada, COO; Anita Chou, CFO; and Ty Conner, Treasurer	
4	Obligated Group	VHS - Self Insurance	Verity Health System of California, Inc.	Bank of America	XXXXXX9250	Rich Adcock, CEO; Tony Armada, COO; Anita Chou, CFO; and Ty Conner, Treasurer	
5	Obligated Group	VHS - Payroll	Verity Health System of California, Inc.	Bank of America	XXXXXX1785	Rich Adcock, CEO; Tony Armada, COO; Anita Chou, CFO; and Ty Conner, Treasurer	
6	Obligated Group	VHS - DIP Concentration Account (formerly named Construction Escrow)	Verity Health System of California, Inc.	Bank of America	XXXXXX2889	Rich Adcock, CEO; Tony Armada, COO; Anita Chou, CFO; and Ty Conner, Treasurer	
7	Obligated Group	VHS - DIP Loan Proceeds	Verity Health System of California, Inc.	Bank of America	XXXXXX4358	Rich Adcock, CEO; Tony Armada, COO; Anita Chou, CFO; and Ty Conner, Treasurer	
8	Obligated Group	OCH - Santa Clara Sale Proceeds	O'Connor Hospital	Bank of America	XXXXXX9549	Rich Adcock, CEO; Tony Armada, COO; Anita Chou, CFO; and Ty Conner, Treasurer	(C)
9	Obligated Group	OCH - Lockbox	O'Connor Hospital	Bank of America	XXXXXX2945	Rich Adcock, CEO; Tony Armada, COO; Anita Chou, CFO; and Ty Conner, Treasurer	
10	Obligated Group	OCH - Gross Revenue	O'Connor Hospital	Bank of America	XXXXXX3900	Rich Adcock, CEO; Tony Armada, COO; Anita Chou, CFO; and Ty Conner, Treasurer	
11	Obligated Group	OCH - AP	O'Connor Hospital	Bank of America	XXXXXX6389	Rich Adcock, CEO; Tony Armada, COO; Anita Chou, CFO; and Ty Conner, Treasurer	

**Verity Health System
Debtor Bank Accounts
As of 08/31/19**

Number	Group	Bank Account Name	Company	Financial Institution	Account Number	Authorized Signers
12	Obligated Group	OCH - Payroll	O'Connor Hospital	Bank of America	XXXXXX3007	Rich Adcock, CEO; Tony Armada, COO; Anita Chou, CFO; and Ty Conner, Treasurer
13	Obligated Group	OCH - Patient Trust	O'Connor Hospital	Bank of America	XXXXXX2662	Rich Adcock, CEO; Tony Armada, COO; Anita Chou, CFO; and Ty Conner, Treasurer
14	Obligated Group	SLRH - Santa Clara Sale Proceeds	St. Louise Regional Hospital	Bank of America	XXXXXX9563	Rich Adcock, CEO; Tony Armada, COO; Anita Chou, CFO; and Ty Conner, Treasurer (C)
15	Obligated Group	SLRH - Lockbox	St. Louise Regional Hospital	Bank of America	XXXXXX2926	Rich Adcock, CEO; Tony Armada, COO; Anita Chou, CFO; and Ty Conner, Treasurer
16	Obligated Group	SLRH - Gross Revenue	St. Louise Regional Hospital	Bank of America	XXXXXX3905	Rich Adcock, CEO; Tony Armada, COO; Anita Chou, CFO; and Ty Conner, Treasurer
17	Obligated Group	SLRH - AP	St. Louise Regional Hospital	Bank of America	XXXXXX6421	Rich Adcock, CEO; Tony Armada, COO; Anita Chou, CFO; and Ty Conner, Treasurer
18	Obligated Group	SLRH - Payroll	St. Louise Regional Hospital	Bank of America	XXXXXX7575	Rich Adcock, CEO; Tony Armada, COO; Anita Chou, CFO; and Ty Conner, Treasurer
19	Obligated Group	SFMC - Sale Proceeds	St. Francis Medical Center	Bank of America	XXXXXX0090	Rich Adcock, CEO; Tony Armada, COO; Anita Chou, CFO; and Ty Conner, Treasurer (C)
20	Obligated Group	SFMC - Lockbox	St. Francis Medical Center	Bank of America	XXXXXX2940	Rich Adcock, CEO; Tony Armada, COO; Anita Chou, CFO; and Ty Conner, Treasurer
21	Obligated Group	SFMC - Gross Revenue	St. Francis Medical Center	Bank of America	XXXXXX3924	Rich Adcock, CEO; Tony Armada, COO; Anita Chou, CFO; and Ty Conner, Treasurer
22	Obligated Group	SFMC - AP	St. Francis Medical Center	Bank of America	XXXXXX6407	Rich Adcock, CEO; Tony Armada, COO; Anita Chou, CFO; and Ty Conner, Treasurer

**Verity Health System
Debtor Bank Accounts
As of 08/31/19**

<u>Number</u>	<u>Group</u>	<u>Bank Account Name</u>	<u>Company</u>	<u>Financial Institution</u>	<u>Account Number</u>	<u>Authorized Signers</u>
23	Obligated Group	SFMC - Payroll	St. Francis Medical Center	Bank of America	XXXXXX3012	Rich Adcock, CEO; Tony Armada, COO; Anita Chou, CFO; and Ty Conner, Treasurer
24	Obligated Group	SFMC - Cafeteria Deposits	St. Francis Medical Center	Bank of America	XXXXXX1057	Rich Adcock, CEO; Tony Armada, COO; Anita Chou, CFO; and Ty Conner, Treasurer
25	Obligated Group	SFMC - Capitation (AppleCare)	St. Francis Medical Center	Bank of America	XXXXXX1371	Rich Adcock, CEO; Tony Armada, COO; Anita Chou, CFO; and Ty Conner, Treasurer; Eleanor Ramirez, SFMC CEO
26	Obligated Group	SFMC - Capitation (Conifer)	St. Francis Medical Center	Bank of America	XXXXXX1357	Rich Adcock, CEO; Tony Armada, COO; Anita Chou, CFO; and Ty Conner, Treasurer; Eleanor Ramirez, SFMC CEO
27	Obligated Group	SFMC - Capitation AC	St. Francis Medical Center	Bank of America	XXXXXX1845	Rich Adcock, CEO; Tony Armada, COO; Anita Chou, CFO; and Ty Conner, Treasurer; Eleanor Ramirez, SFMC CEO
28	Obligated Group	SFMC - Capitation HCLA	St. Francis Medical Center	Bank of America	XXXXXX1840	Rich Adcock, CEO; Tony Armada, COO; Anita Chou, CFO; and Ty Conner, Treasurer; Eleanor Ramirez, SFMC CEO
29	Obligated Group	SFMC - Career College	St. Francis Medical Center	U S Bank	XXXXXX2162	Anita Chou, CFO; and Ty Conner, Treasurer
30	Obligated Group	SVMC - Sale Proceeds	St. Vincent Medical Center	Bank of America	XXXXXX0076	Rich Adcock, CEO; Tony Armada, COO; Anita Chou, CFO; and Ty Conner, Treasurer (C)
31	Obligated Group	SVMC - Lockbox	St. Vincent Medical Center	Bank of America	XXXXXX2964	Rich Adcock, CEO; Tony Armada, COO; Anita Chou, CFO; and Ty Conner, Treasurer
32	Obligated Group	SVMC - Gross Revenue	St. Vincent Medical Center	Bank of America	XXXXXX3929	Rich Adcock, CEO; Tony Armada, COO; Anita Chou, CFO; and Ty Conner, Treasurer
33	Obligated Group	SVMC - AP	St. Vincent Medical Center	Bank of America	XXXXXX6426	Rich Adcock, CEO; Tony Armada, COO; Anita Chou, CFO; and Ty Conner, Treasurer

**Verity Health System
Debtor Bank Accounts
As of 08/31/19**

<u>Number</u>	<u>Group</u>	<u>Bank Account Name</u>	<u>Company</u>	<u>Financial Institution</u>	<u>Account Number</u>	<u>Authorized Signers</u>
34	Obligated Group	SVMC - Payroll	St. Vincent Medical Center	Bank of America	XXXXXX3017	Rich Adcock, CEO; Tony Armada, COO; Anita Chou, CFO; and Ty Conner, Treasurer
35	Obligated Group	SVMC - Capitation (CHP)	St. Vincent Medical Center	Bank of America	XXXXXX0553	Rich Adcock, CEO; Tony Armada, COO; Anita Chou, CFO; and Ty Conner, Treasurer, Margaret Pfeiffer, SVMC COO
36	Obligated Group	SVMC - Capitation (Conifer)	St. Vincent Medical Center	Bank of America	XXXXXX3695	Rich Adcock, CEO; Tony Armada, COO; Anita Chou, CFO; and Ty Conner, Treasurer, Margaret Pfeiffer, SVMC COO
37	Obligated Group	SVMC - Restricted Cash	St. Vincent Medical Center	Bank of America	XXXXXX0989	Rich Adcock, CEO; Tony Armada, COO; Anita Chou, CFO; and Ty Conner, Treasurer (B)
38	Obligated Group	SMC - Sale Proceeds	Seton Medical Center	Bank of America	XXXXXX0071	Rich Adcock, CEO; Tony Armada, COO; Anita Chou, CFO; and Ty Conner, Treasurer (C)
39	Obligated Group	SMC - Lockbox	Seton Medical Center	Bank of America	XXXXXX2902	Rich Adcock, CEO; Tony Armada, COO; Anita Chou, CFO; and Ty Conner, Treasurer
40	Obligated Group	SMC - Gross Revenue	Seton Medical Center	Bank of America	XXXXXX3887	Rich Adcock, CEO; Tony Armada, COO; Anita Chou, CFO; and Ty Conner, Treasurer
41	Obligated Group	SMC - AP	Seton Medical Center	Bank of America	XXXXXX6365	Rich Adcock, CEO; Tony Armada, COO; Anita Chou, CFO; and Ty Conner, Treasurer
42	Obligated Group	SMC - Payroll	Seton Medical Center	Bank of America	XXXXXX3001	Rich Adcock, CEO; Tony Armada, COO; Anita Chou, CFO; and Ty Conner, Treasurer
43	Obligated Group	SMCC - Lockbox	Seton Medical Center	Bank of America	XXXXXX2907	Rich Adcock, CEO; Tony Armada, COO; Anita Chou, CFO; and Ty Conner, Treasurer

**Verity Health System
Debtor Bank Accounts
As of 08/31/19**

Number	Group	Bank Account Name	Company	Financial Institution	Account Number	Authorized Signers
44	Obligated Group	SMCC - Gross Revenue	Seton Medical Center	Bank of America	XXXXXX3882	Rich Adcock, CEO; Tony Armada, COO; Anita Chou, CFO; and Ty Conner, Treasurer
45	Obligated Group	SMCC - AP	Seton Medical Center	Bank of America	XXXXXX6384	Rich Adcock, CEO; Tony Armada, COO; Anita Chou, CFO; and Ty Conner, Treasurer
46	Obligated Group	SMCC - Patient Trust	Seton Medical Center	Bank of America	XXXXX12907	Rich Adcock, CEO; Tony Armada, COO; Anita Chou, CFO; and Ty Conner, Treasurer
47	Charitable Foundation	OCH Foundation	O'Connor Hospital Foundation	Bank of America	XXXXXX3433	Rich Adcock, CEO; Tony Armada, COO; Anita Chou, CFO; and Ty Conner, Treasurer (B)
48	Charitable Foundation	OCH Foundation - Investment	O'Connor Hospital Foundation	Morgan Stanley	XXXXX2-037	Ty Conner, Treasurer (B)
49	Charitable Foundation	SLRH Foundation	St. Louise Regional Hospital Foundation	Bank of America	XXXXXX2521	Rich Adcock, CEO; Tony Armada, COO; Anita Chou, CFO; and Ty Conner, Treasurer (B)
50	Charitable Foundation	SFMC of Lynwood Foundation	St. Francis Medical Center Foundation	Bank of America	XXXXXX2809	Rich Adcock, CEO; Tony Armada, COO; Anita Chou, CFO; and Ty Conner, Treasurer (B)
51	Charitable Foundation	SVMC Foundation	St. Vincent Medical Center Foundation	Bank of America	XXXXXX3025	Rich Adcock, CEO; Tony Armada, COO; Anita Chou, CFO; and Ty Conner, Treasurer (B)
52	Non-Obligated Group	St. Vincent Dialysis Center	St. Vincent Dialysis Center	Bank of America	XXXXXX8921	Rich Adcock, CEO; Tony Armada, COO; Anita Chou, CFO; and Ty Conner, Treasurer
53	Charitable Foundation	SMC Foundation	Seton Medical Center Foundation	Bank of America	XXXXXX2260	Rich Adcock, CEO; Tony Armada, COO; Anita Chou, CFO; and Ty Conner, Treasurer (B)
54	Charitable Foundation	SMC Foundation - SVCS	Healy, James T/U/A	Wells Fargo	XXXXX60089	Need to Update Signers (A) (B)
55	Non-Obligated Group	VBS - AP	Verity Business Services	Bank of America	XXXXXX6402	Rich Adcock, CEO; Tony Armada, COO; Anita Chou, CFO; and Ty Conner, Treasurer

**Verity Health System
Debtor Bank Accounts
As of 08/31/19**

Number	Group	Bank Account Name	Company	Financial Institution	Account Number	Authorized Signers
56	Non-Obligated Group	VBS - Payroll	Verity Business Services	Bank of America	XXXXXX2982	Rich Adcock, CEO; Tony Armada, COO; Anita Chou, CFO; and Ty Conner, Treasurer
57	Physician Foundation	VMF - Checking	Verity Medical Foundation	Wells Fargo	XXXXXX9996	Steve Campbell, CEO; Randall Roisman, CFO; and Fariba Shahbazi, Tony Armada
58	Physician Foundation	VMF - Sale Proceeds	Verity Medical Foundation	Bank of America	XXXXXX2810	Steve Campbell, CEO; Randall Roisman, CFO; and Fariba Shahbazi, Tony Armada (C)
59	Non-Obligated Group	De Paul Ventures - San Jose Dialysis, LLC	De Paul Ventures - San Jose Dialysis, LLC	Bank of America	XXXXXX2797	Rich Adcock, CEO; Tony Armada, COO; Anita Chou, CFO; and Ty Conner, Treasurer
60	Non-Obligated Group	VH - Santa Clara Sale Proceeds	Verity Holdings LLC	Bank of America	XXXXXX9568	Rich Adcock, CEO; Tony Armada, COO; Anita Chou, CFO; and Ty Conner, Treasurer (C)
61	Non-Obligated Group	VH - Sale Proceeds	Verity Holdings LLC	Bank of America	XXXXXX0151	Rich Adcock, CEO; Tony Armada, COO; Anita Chou, CFO; and Ty Conner, Treasurer (C)
62	Non-Obligated Group	VH - AP	Verity Holdings LLC	Bank of America	XXXXXX1597	Rich Adcock, CEO; Tony Armada, COO; Anita Chou, CFO; and Ty Conner, Treasurer
63	Non-Obligated Group	VH - MOB	Verity Holdings LLC	Bank of America	XXXXXX1248	Rich Adcock, CEO; Tony Armada, COO; Anita Chou, CFO; and Ty Conner, Treasurer
Bank Account Closed Since the Petition Date						
64	Obligated Group	SMCC - Patient Trust - TCB	Seton Medical Center	Tri Counties Bank	XXXXXX3611	Not applicable
65	Obligated Group	OCH - FSA	O'Connor Hospital	Bank of America	XXXXXX2284	Not applicable
66	Obligated Group	SLRH - FSA	St. Louise Regional Hospital	Bank of America	XXXXXX2307	Not applicable
67	Obligated Group	SFMC - FSA	St. Francis Medical Center	Bank of America	XXXXXX2487	Not applicable

**Verity Health System
Debtor Bank Accounts
As of 08/31/19**

Number	Group	Bank Account Name	Company	Financial Institution	Account Number	Authorized Signers
68	Obligated Group	SVMC - FSA	St. Vincent Medical Center	Bank of America	XXXXXX2062	Not applicable
69	Charitable Foundation	SVMC Foundation - EWB	St. Vincent Medical Center Foundation	EastWest Bank	XXXXXX1162	Not applicable
70	Obligated Group	SMC - FSA	Seton Medical Center	Bank of America	XXXXXX2289	Not applicable
71	Obligated Group	SMCC - FSA	Seton Medical Center	Bank of America	XXXXXX2302	Not applicable
72	Non-Obligated Group	VBS - FSA	Verity Business Services	Bank of America	XXXXXX3192	Not applicable
73	Non-Obligated Group	VH - Operating	Verity Holdings LLC	Bank of America	XXXXXX1970	Not applicable
74	Non-Obligated Group	VH - Savings	Verity Holdings LLC	Bank of America	XXXXXX1975	Not applicable
75	Physician Foundation	VMF - Payroll ZBA	Verity Medical Foundation	Wells Fargo	XXXXXX0010	Not applicable

Bank Account Identified After the Petition Date (Closed 10/4/18)

76		SMC Foundation - TCB	Seton Medical Center Foundation	Tri Counties Bank	XXXXXX8521	Not applicable
----	--	----------------------	---------------------------------	-------------------	------------	----------------

(A) Authorized signors are to be updated to current signors on the other Debtor accounts.

(B) This bank account contains certain funds that are donor restricted or restricted per an asset purchase agreement, and therefore, are not available for the Debtor's general operating activities. Please refer to the attached Restricted Funds schedule for additional restricted funds recorded by the Debtors that are not included in this schedule of Debtor Bank Accounts as they are not part of the cash management program.

(C) The Final DIP Order provides that the Sale Proceeds, including any deposits, shall be held in escrow in one or more deposit accounts subject to a deposit account control agreement in favor of the DIP Agent (the "Escrow Deposit Account"). Any funds held in the Escrow Deposit Account shall not be commingled with any other funds of the selling Debtor, the Sale Proceeds of any other Debtor or otherwise.

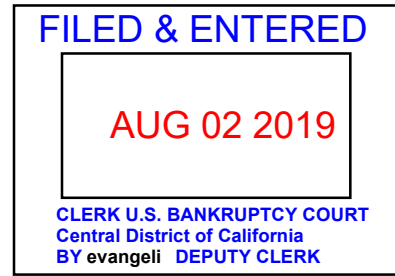
Verity Health System, Inc.
Restricted Funds Schedule
At July 31, 2019 and August 31, 2019
\$ in 000's

No.	Debtor Name	Institution Name	Type of Account	Last 4 of A/C	7/31/2019 Balance	8/31/2019 Balance	Description of Restrictions
1R	Verity Health System of California	Wells Fargo	Checking (Restricted Funds)	0300	\$ 2,000	\$ 2,000	Escrow Account - funds held in trust under bond indenture; only trustee can authorize disbursements
2R	Verity Health System of California	Wells Fargo	Checking (Restricted Funds)	8703	21,142	21,179	Debt Reserve Account - funds held in trust under bond indenture; only trustee can authorize disbursements
3R	Verity Health System of California	Wells Fargo	Checking (Restricted Funds)	8803	816	801	Debt Reserve Account - funds held in trust under bond indenture; only trustee can authorize disbursements
4R	Verity Health System of California	Wells Fargo	Checking (Restricted Funds)	8903	900	883	Debt Reserve Account - funds held in trust under bond indenture; only trustee can authorize disbursements
6R	St. Vincent Foundation	Green Oak Consulting Group	Endowment Fund (Restricted Funds)	a541a	3,286	2,480	Donor restricted funds controlled by third party; Debtor does not control disbursements from this account
7R	St. Vincent Medical Center	Northern Trust	Endowment Fund (Restricted Funds)	4098	1,859	1,836	Donor restricted funds controlled by third party; Debtor does not control disbursements from this account
8R	Seton Medical Center	Wilmington Trust	Checking - Restricted	7000	253	489	Escrow Account - funds held in trust under bond indenture; only trustee can authorize disbursements
9R	Seton Medical Center	Wilmington Trust	Checking - Restricted	7001	251	251	Escrow Account - funds held in trust under bond indenture; only trustee can authorize disbursements
10R	Seton Medical Center	Wilmington Trust	Checking - Restricted	7002	-	-	Escrow Account - only trustee can authorize disbursements to pay for seismic-related expenditures for Seton Medical Center.
11R	Seton Medical Center	Wilmington Trust	Checking - Restricted	7003	16,881	16,908	Escrow Account - funds held in trust under bond indenture; only trustee can authorize disbursements to pay for seismic-related expenditures for Seton Medical Center.
12R	Seton Medical Center	Wilmington Trust	Checking - Restricted	7004	-	-	Escrow Account - only trustee can authorize disbursements to pay for seismic-related expenditures for Seton Medical Center.
13R	Seton Medical Center	Wilmington Trust	Checking - Restricted	7005	-	-	Escrow Account - only trustee can authorize disbursements to pay for seismic-related expenditures for Seton Medical Center.
14R	Seton Medical Center	Wilmington Trust	Checking - Restricted	7006	-	-	Escrow Account - only trustee can authorize disbursements to pay for seismic-related expenditures for Seton Medical Center.
15R	Seton Medical Center	Wilmington Trust	Checking - Restricted	7007	-	-	Escrow Account - only trustee can authorize disbursements to pay for seismic-related expenditures for Seton Medical Center.
16R	Seton Medical Center	Wilmington Trust	Checking - Restricted	1000	142	885	Escrow Account - funds held in trust under bond indenture; only trustee can authorize disbursements to pay for seismic-related expenditures for Seton Medical Center.
17R	Seton Medical Center	Wilmington Trust	Checking - Restricted	1001	-	-	Escrow Account - only trustee can authorize disbursements to pay for seismic-related expenditures for Seton Medical Center.
18R	Seton Medical Center	Wilmington Trust	Checking - Restricted	1002	-	-	Escrow Account - only trustee can authorize disbursements to pay for seismic-related expenditures for Seton Medical Center.

Verity Health System, Inc.
Restricted Funds Schedule
At July 31, 2019 and August 31, 2019
\$ in 000's

No.	Debtor Name	Institution Name	Type of Account	Last 4 of A/C	7/31/2019 Balance	8/31/2019 Balance	Description of Restrictions
19R	Seton Medical Center	Wilmington Trust	Checking - Restricted	1003	17,758	17,786	Escrow Account - funds held in trust under bond indenture; only trustee can authorize disbursements to pay for seismic-related expenditures for Seton Medical Center.
20R	Seton Medical Center	Wilmington Trust	Checking - Restricted	1004	-	-	Escrow Account - only trustee can authorize disbursements to pay for seismic-related expenditures for Seton Medical Center.
21R	Seton Medical Center	Wilmington Trust	Checking - Restricted	1005	-	-	Escrow Account - only trustee can authorize disbursements to pay for seismic-related expenditures for Seton Medical Center.
22R	Seton Medical Center	Wilmington Trust	Checking - Restricted	1006	-	-	Escrow Account - only trustee can authorize disbursements to pay for seismic-related expenditures for Seton Medical Center.
23R	Seton Medical Center	Wilmington Trust	Checking - Restricted	1007	-	-	Escrow Account - only trustee can authorize disbursements to pay for seismic-related expenditures for Seton Medical Center.

1 SAMUEL R. MAIZEL (Bar No. 189301)
samuel.maizel@dentons.com
2 JOHN A. MOE, II (Bar No. 066893)
john.moe@dentons.com
3 TANIA M. MOYRON (Bar No. 235736)
tania.moyron@dentons.com
4 DENTONS US LLP
601 South Figueroa Street, Suite 2500
5 Los Angeles, California 90017-5704
Tel: (213) 623-9300 / Fax: (213) 623-9924



6 Attorneys for the Chapter 11 Debtors and
7 Debtors In Possession

CHANGES MADE BY COURT

UNITED STATES BANKRUPTCY COURT

CENTRAL DISTRICT OF CALIFORNIA – LOS ANGELES DIVISION

10 In re
11 VERITY HEALTH SYSTEM OF
CALIFORNIA, INC., *et al.*,
12 Debtors and Debtors In Possession.

Lead Case No. 2:18-bk-20151-ER

Jointly Administered with:
Case No. 2:18-bk-20162-ER
Case No. 2:18-bk-20163-ER
Case No. 2:18-bk-20164-ER
Case No. 2:18-bk-20165-ER
Case No. 2:18-bk-20167-ER
Case No. 2:18-bk-20168-ER
Case No. 2:18-bk-20169-ER
Case No. 2:18-bk-20171-ER
Case No. 2:18-bk-20172-ER
Case No. 2:18-bk-20173-ER
Case No. 2:18-bk-20175-ER
Case No. 2:18-bk-20176-ER
Case No. 2:18-bk-20178-ER
Case No. 2:18-bk-20179-ER
Case No. 2:18-bk-20180-ER
Case No. 2:18-bk-20181-ER

- Affects All Debtors
- Affects Verity Health System of California, Inc.
- Affects O'Connor Hospital
- Affects Saint Louise Regional Hospital
- Affects St. Francis Medical Center
- Affects St. Vincent Medical Center
- Affects Seton Medical Center
- Affects O'Connor Hospital Foundation
- Affects Saint Louise Regional Hospital Foundation
- Affects St. Francis Medical Center of Lynwood Foundation
- Affects St. Vincent Foundation
- Affects St. Vincent Dialysis Center, Inc.
- Affects Seton Medical Center Foundation
- Affects Verity Business Services
- Affects Verity Medical Foundation
- Affects Verity Holdings, LLC
- Affects DePaul Ventures, LLC
- Affects DePaul Ventures - San Jose Dialysis, LLC

Chapter 11 Cases
Hon. Ernest M. Robles

ORDER GRANTING MOTION FOR RELIEF FROM THE AUTOMATIC STAY ON BEHALF OF FEDERICO FUENTES, AND IRENE FUENTES [DOCKET NO. 2504]

Hearing:

DATE: July 29, 2019
TIME: 10:00 a.m.
PLACE: Roybal Federal Building
255 East Temple Street, Courtroom
1568
Los Angeles, California 90012

Debtors and Debtors In Possession.

27 *The Motion For Relief From The Automatic Stay* (the "Motion") [Docket No. 2504], filed
28 on behalf of Federico Fuentes and Irene Fuentes, was scheduled for hearing at 10:00 a.m. on

DENTONS US LLP
601 SOUTH FIGUEROA STREET, SUITE 2500
LOS ANGELES, CALIFORNIA 90017-5704
(213) 623-9300

1 Monday, July 29, 2019, in Courtroom 1568, Roybal Federal Building, 255 East Temple Street, Los
2 Angeles, California 90012. The parties rested on the Court's Tentative Ruling issued July 26, 2019,
3 which (1) approved the parties' *Stipulation Between Debtors Verity Health System Of California,*
4 *Inc., St. Francis Medical Center And Federico Fuentes And Irene Fuentes Granting Motion For*
5 *Relief From The Automatic Stay* [Docket No. 2722] (the "Stipulation"), (2) vacated the hearing and
6 (3) requested that the Debtors' counsel lodge an Order.


7 Upon consideration of the Motion and the Stipulation, it appearing that proper notice of the
8 Motion and Stipulation had been provided, and for the reasons set forth in the Court's Tentative
9 Ruling on the Motion, and good and sufficient cause having been shown,

10 IT IS HEREBY ORDERED that:

- 11 1. The Motion is granted.
- 12 2. Pursuant to the terms of the Stipulation:
 - 13 a. Relief from the automatic stay shall not be effective until August 15, 2019.
 - 14 b. Federico Fuentes and Irene Fuentes shall seek recovery only from applicable
15 insurance and waive any deficiency or other claim against the Debtors or property of the
16 Debtors' bankruptcy estate.
 - 17 c. Federico Fuentes and Irene Fuentes will not assert causes of action against
18 the Debtors that are not covered by insurance.

19 ###

20
21
22
23
24 Date: August 2, 2019



Ernest M. Robles
United States Bankruptcy Judge