

UNITED STATES BANKRUPTCY COURT

DISTRICT OF New Jersey

In Re. 18 Thrasio Eighteen, Inc.

Case No. 24-11927

Debtor(s)

Lead Case No. 24-11840

Jointly Administered

Monthly Operating Report

Chapter 11

Reporting Period Ended: 05/31/2024

Petition Date: 02/28/2024

Months Pending: 3

Industry Classification: 4 5 4 1

Reporting Method: Accrual Basis

Cash Basis

Debtor's Full-Time Employees (current):

0

Debtor's Full-Time Employees (as of date of order for relief):

0

Supporting Documentation (check all that are attached):

(For jointly administered debtors, any required schedules must be provided on a non-consolidated basis for each debtor)

- Statement of cash receipts and disbursements
Balance sheet containing the summary and detail of the assets, liabilities and equity (net worth) or deficit
Statement of operations (profit or loss statement)
Accounts receivable aging
Postpetition liabilities aging
Statement of capital assets
Schedule of payments to professionals
Schedule of payments to insiders
All bank statements and bank reconciliations for the reporting period
Description of the assets sold or transferred and the terms of the sale or transfer

/s/ Michael Sirota

Signature of Responsible Party

07/01/2024

Date

Michael Sirota

Printed Name of Responsible Party

Court Plaza North

25 Main Street

Hackensack, NJ 07601

Address

STATEMENT: This Periodic Report is associated with an open bankruptcy case; therefore § 1320.4(a)(2) applies.



2411840240701000000000149

Debtor's Name 18 Thrasio Eighteen, Inc.

Case No. 24-11927

<b>Part 1: Cash Receipts and Disbursements</b>		<b>Current Month</b>	<b>Cumulative</b>
a.	Cash balance beginning of month	\$0	
b.	Total receipts (net of transfers between accounts)	\$26	\$3,439
c.	Total disbursements (net of transfers between accounts)	\$0	\$0
d.	Cash balance end of month (a+b-c)	\$26	
e.	Disbursements made by third party for the benefit of the estate	\$30	\$70
f.	Total disbursements for quarterly fee calculation (c+e)	\$30	\$70

<b>Part 2: Asset and Liability Status</b> (Not generally applicable to Individual Debtors. See Instructions.)		<b>Current Month</b>
a.	Accounts receivable (total net of allowance)	\$372
b.	Accounts receivable over 90 days outstanding (net of allowance)	\$0
c.	Inventory (Book <input checked="" type="radio"/> Market <input type="radio"/> Other <input type="radio"/> (attach explanation))	-\$2
d.	Total current assets	\$8,959,908
e.	Total assets	\$9,284,669
f.	Postpetition payables (excluding taxes)	\$13,183
g.	Postpetition payables past due (excluding taxes)	\$0
h.	Postpetition taxes payable	\$243
i.	Postpetition taxes past due	\$0
j.	Total postpetition debt (f+h)	\$13,426
k.	Prepetition secured debt	\$0
l.	Prepetition priority debt	\$0
m.	Prepetition unsecured debt	\$9,057,532
n.	Total liabilities (debt) (j+k+l+m)	\$9,070,958
o.	Ending equity/net worth (e-n)	\$213,711

<b>Part 3: Assets Sold or Transferred</b>		<b>Current Month</b>	<b>Cumulative</b>
a.	Total cash sales price for assets sold/transferred outside the ordinary course of business	\$0	\$0
b.	Total payments to third parties incident to assets being sold/transferred outside the ordinary course of business	\$0	\$0
c.	Net cash proceeds from assets sold/transferred outside the ordinary course of business (a-b)	\$0	\$0

<b>Part 4: Income Statement (Statement of Operations)</b> (Not generally applicable to Individual Debtors. See Instructions.)		<b>Current Month</b>	<b>Cumulative</b>
a.	Gross income/sales (net of returns and allowances)	\$8,807	
b.	Cost of goods sold (inclusive of depreciation, if applicable)	\$4,856	
c.	Gross profit (a-b)	\$3,951	
d.	Selling expenses	\$353	
e.	General and administrative expenses	\$0	
f.	Other expenses	\$0	
g.	Depreciation and/or amortization (not included in 4b)	\$3,248	
h.	Interest	\$0	
i.	Taxes (local, state, and federal)	\$0	
j.	Reorganization items	\$0	
k.	Profit (loss)	\$351	\$5,845

Debtor's Name 18 Thrasio Eighteen, Inc.

Case No. 24-11927

**Part 5: Professional Fees and Expenses**

			Approved Current Month	Approved Cumulative	Paid Current Month	Paid Cumulative	
a.	Debtor's professional fees & expenses (bankruptcy) <i>Aggregate Total</i>						
	<i>Itemized Breakdown by Firm</i>						
		Firm Name	Role				
	i						
	ii						
	iii						
	iv						
	v						
	vi						
	vii						
	viii						
	ix						
	x						
	xi						
	xii						
	xiii						
	xiv						
	xv						
	xvi						
	xvii						
	xviii						
	xix						
	xx						
	xxi						
	xxii						
	xxiii						
	xxiv						
	xxv						
	xxvi						
	xxvii						
xxviii							
xxix							
xxx							
xxxi							
xxxii							
xxxiii							
xxxiv							
xxxv							
xxxvi							

Debtor's Name 18 Thrasio Eighteen, Inc.

Case No. 24-11927

xxxvii						
xxxviii						
xxxix						
xl						
xli						
xlii						
xliii						
xliv						
xlv						
xlvi						
xlvii						
xlviii						
xlix						
l						
li						
lii						
liii						
liv						
lv						
lvi						
lvii						
lviii						
lix						
lx						
lxi						
lxii						
lxiii						
lxiv						
lxv						
lxvi						
lxvii						
lxviii						
lxix						
lxx						
lxxi						
lxxii						
lxxiii						
lxxiv						
lxxv						
lxxvi						
lxxvii						
lxxviii						

Debtor's Name 18 Thrasio Eighteen, Inc.

Case No. 24-11927

lxxix					
lxxx					
lxxxi					
lxxxii					
lxxxiii					
lxxxiv					
lxxxv					
lxxxvi					
lxxxvii					
lxxxviii					
lxxxix					
xc					
xc i					
xcii					
xciii					
xciv					
xcv					
xcvi					
xcvii					
xcviii					
xcix					
c					
ci					

			Approved Current Month	Approved Cumulative	Paid Current Month	Paid Cumulative	
b.	Debtor's professional fees & expenses (nonbankruptcy) <i>Aggregate Total</i>						
	<i>Itemized Breakdown by Firm</i>						
		Firm Name	Role				
	i						
	ii						
	iii						
	iv						
	v						
	vi						
	vii						
	viii						
	ix						
	x						
	xi						
	xii						
xiii							
xiv							

Debtor's Name 18 Thrasio Eighteen, Inc.

Case No. 24-11927

xv						
xvi						
xvii						
xviii						
xix						
xx						
xxi						
xxii						
xxiii						
xxiv						
xxv						
xxvi						
xxvii						
xxviii						
xxix						
xxx						
xxxi						
xxxii						
xxxiii						
xxxiv						
xxxv						
xxxvi						
xxxvii						
xxxviii						
xxxix						
xl						
xli						
xlii						
xliii						
xliv						
xlv						
xlvi						
xlvii						
xlviii						
xliv						
l						
li						
lii						
liii						
liv						
lv						
lvi						

Debtor's Name 18 Thrasio Eighteen, Inc.

Case No. 24-11927

lvii						
lviii						
lix						
lx						
lxi						
lxii						
lxiii						
lxiv						
lxv						
lxvi						
lxvii						
lxviii						
lxix						
lxx						
lxxi						
lxxii						
lxxiii						
lxxiv						
lxxv						
lxxvi						
lxxvii						
lxxvii						
lxxix						
lxxx						
lxxxii						
lxxxii						
lxxxiv						
lxxxv						
lxxxvi						
lxxxvi						
lxxxvi						
lxxxix						
xc						
xcii						
xcii						
xciv						
xcv						
xcvi						
xcvii						
xcviii						

Debtor's Name 18 Thrasio Eighteen, Inc.

Case No. 24-11927

	xcix					
	c					
c.	All professional fees and expenses (debtor & committees)			\$0	\$0	\$0

Part 6: Postpetition Taxes		Current Month	Cumulative
a.	Postpetition income taxes accrued (local, state, and federal)	\$0	\$0
b.	Postpetition income taxes paid (local, state, and federal)	\$0	\$0
c.	Postpetition employer payroll taxes accrued	\$0	\$0
d.	Postpetition employer payroll taxes paid	\$0	\$0
e.	Postpetition property taxes paid	\$0	\$0
f.	Postpetition other taxes accrued (local, state, and federal)	\$0	\$0
g.	Postpetition other taxes paid (local, state, and federal)	\$0	\$0

**Part 7: Questionnaire - During this reporting period:**

- a. Were any payments made on prepetition debt? (if yes, see Instructions) Yes  No
- b. Were any payments made outside the ordinary course of business without court approval? (if yes, see Instructions) Yes  No
- c. Were any payments made to or on behalf of insiders? Yes  No
- d. Are you current on postpetition tax return filings? Yes  No
- e. Are you current on postpetition estimated tax payments? Yes  No
- f. Were all trust fund taxes remitted on a current basis? Yes  No
- g. Was there any postpetition borrowing, other than trade credit? (if yes, see Instructions) Yes  No
- h. Were all payments made to or on behalf of professionals approved by the court? Yes  No  N/A
- i. Do you have:
  - Worker's compensation insurance? Yes  No
  - If yes, are your premiums current? Yes  No  N/A  (if no, see Instructions)
  - Casualty/property insurance? Yes  No
  - If yes, are your premiums current? Yes  No  N/A  (if no, see Instructions)
  - General liability insurance? Yes  No
  - If yes, are your premiums current? Yes  No  N/A  (if no, see Instructions)
- j. Has a plan of reorganization been filed with the court? Yes  No
- k. Has a disclosure statement been filed with the court? Yes  No
- l. Are you current with quarterly U.S. Trustee fees as set forth under 28 U.S.C. § 1930? Yes  No



Debtor's Name 18 Thrasio Eighteen, Inc.

Case No. 24-11927

**Part 8: Individual Chapter 11 Debtors (Only)**

- a. Gross income (receipts) from salary and wages \$0
- b. Gross income (receipts) from self-employment \$0
- c. Gross income from all other sources \$0
- d. Total income in the reporting period (a+b+c) \$0
- e. Payroll deductions \$0
- f. Self-employment related expenses \$0
- g. Living expenses \$0
- h. All other expenses \$0
- i. Total expenses in the reporting period (e+f+g+h) \$0
- j. Difference between total income and total expenses (d-i) \$0
- k. List the total amount of all postpetition debts that are past due \$0
- l. Are you required to pay any Domestic Support Obligations as defined by 11 U.S.C § 101(14A)? Yes  No
- m. If yes, have you made all Domestic Support Obligation payments? Yes  No  N/A


**Privacy Act Statement**

28 U.S.C. § 589b authorizes the collection of this information, and provision of this information is mandatory under 11 U.S.C. §§ 704, 1106, and 1107. The United States Trustee will use this information to calculate statutory fee assessments under 28 U.S.C. § 1930(a)(6). The United States Trustee will also use this information to evaluate a chapter 11 debtor's progress through the bankruptcy system, including the likelihood of a plan of reorganization being confirmed and whether the case is being prosecuted in good faith. This information may be disclosed to a bankruptcy trustee or examiner when the information is needed to perform the trustee's or examiner's duties or to the appropriate federal, state, local, regulatory, tribal, or foreign law enforcement agency when the information indicates a violation or potential violation of law. Other disclosures may be made for routine purposes. For a discussion of the types of routine disclosures that may be made, you may consult the Executive Office for United States Trustee's systems of records notice, UST-001, "Bankruptcy Case Files and Associated Records." See 71 Fed. Reg. 59,818 et seq. (Oct. 11, 2006). A copy of the notice may be obtained at the following link: [http://www.justice.gov/ust/eo/rules\\_regulations/index.htm](http://www.justice.gov/ust/eo/rules_regulations/index.htm). Failure to provide this information could result in the dismissal or conversion of your bankruptcy case or other action by the United States Trustee. 11 U.S.C. § 1112(b)(4)(F).

**I declare under penalty of perjury that the foregoing Monthly Operating Report and its supporting documentation are true and correct and that I have been authorized to sign this report on behalf of the estate.**

/s/ Steve Nee  
 Signature of Responsible Party  
Chief Financial Officer  
 Title


Steve Nee  
 Printed Name of Responsible Party  
07/01/2024  
 Date




PageOnePartOne



PageOnePartTwo



PageTwoPartOne



PageTwoPartTwo

Debtor's Name 18 Thrasio Eighteen, Inc.

Case No. 24-11927



Bankruptcy1to50



Bankruptcy51to100




NonBankruptcy1to50




NonBankruptcy51to100

Debtor's Name 18 Thrasio Eighteen, Inc.

Case No. 24-11927



PageThree



PageFour

UNITED STATES BANKRUPTCY COURT  
FOR THE DISTRICT OF NEW JERSEY

In re: Thrasio Holdings, Inc., et al.

Case No. (Jointly Administered): 24-11840 (CMG)

Reporting Period: May 1, 2024 – May 31, 2024

SUPPORTING DOCUMENTATION TO UST FORM 11-MOR

<b>REQUIRED DOCUMENTS</b>	<b>Form No.</b>	<b>Document Attached</b>	<b>Explanation Attached</b>
Schedule of Cash Receipts and Disbursements	MOR-1	x	
Statement of Operations	MOR-2	x	
Balance Sheet	MOR-3	x	

In re: Thrasio Holdings, Inc., et al.

Case No. (Jointly Administered): 24-11840 (CMG)

Reporting Period: May 1, 2024 – May 31, 2024

Notes to the Monthly Operating Report
---------------------------------------

**General:**

The report includes activity from the following Debtors and related Case Numbers:

Debtor Name	Case No.
Thrasio Holdings, Inc.	24-11840 (CMG)
1 Thrasio One, Inc.	24-11850 (CMG)
10 Thrasio Ten, Inc.	24-11857 (CMG)
11 Thrasio Eleven, Inc.	24-11863 (CMG)
12 Thrasio Twelve, Inc.	24-11875 (CMG)
14 Thrasio Fourteen, Inc.	24-11884 (CMG)
15 Thrasio Fifteen, Inc.	24-11892 (CMG)
16 Thrasio Sixteen, Inc.	24-11901 (CMG)
17 Thrasio Seventeen, Inc.	24-11912 (CMG)
18 Thrasio Eighteen, Inc.	24-11927 (CMG)
19 Thrasio Nineteen, Inc.	24-11942 (CMG)
2 B Bountiful, Inc.	24-11959 (CMG)
20 Thrasio Twenty, Inc.	24-11989 (CMG)
21 Thrasio Twenty One, Inc.	24-12015 (CMG)
22 Thrasio Twenty Two, Inc.	24-12023 (CMG)
23 Thrasio Twenty Three, Inc.	24-12030 (CMG)
24 Thrasio Twenty Four, Inc.	24-12039 (CMG)
25 Thrasio Twenty Five, Inc.	24-12048 (CMG)
3 Thrasio Three, Inc.	24-11973 (CMG)
5 Thrasio Five, Inc.	24-11856 (CMG)
6 Thrasio Six, Inc.	24-11867 (CMG)
7 Thrasio Seven, Inc.	24-11880 (CMG)
8 Thrasio Eight, Inc.	24-11889 (CMG)
9 Thrasio Nine, Inc.	24-11897 (CMG)
Acorn Creations, Inc.	24-11904 (CMG)
AirOrb Ltd	24-11938 (CMG)
Alloy Ideas, Inc.	24-11947 (CMG)
Amber Ideas, Inc.	24-11960 (CMG)
Amber Oasis, Inc.	24-11969 (CMG)
Andromache, Inc.	24-11976 (CMG)
Angor-Pet Thrasio Two, Inc.	24-11987 (CMG)
Antiope, Corp.	24-11998 (CMG)
Apple Affirmations, Inc.	24-12005 (CMG)
Apricot Ideas, Inc.	24-12014 (CMG)
Ash Developments, LLC	24-12021 (CMG)

In re: Thrasio Holdings, Inc., et al.

Case No. (Jointly Administered): 24-11840 (CMG)

Reporting Period: May 1, 2024 – May 31, 2024

Assassin Bug Industries, Inc.	24-12026 (CMG)
Attain Recruitment Ltd	24-12033 (CMG)
Autumn Ideas, Inc.	24-12040 (CMG)
Autumn Waves, Inc.	24-12045 (CMG)
Bartstr Ltd	24-11874 (CMG)
Basketball Beginning, Inc.	24-11895 (CMG)
Beast Gear Limited	24-11910 (CMG)
Bellezo.com Ltd	24-11930 (CMG)
Biscotti Solutions, Inc.	24-11945 (CMG)
Bittersweet Billows, Inc.	24-11958 (CMG)
Bonfire Solutions, Inc.	24-11983 (CMG)
Bronze Projects, Inc.	24-11996 (CMG)
Burning Neon, Inc.	24-12008 (CMG)
Burnt Summer Citrus, Inc.	24-12018 (CMG)
Buttercup Creations, Inc.	24-12027 (CMG)
Butterscotch Beginnings, Inc.	24-12036 (CMG)
Cafe Casa, Inc.	24-12047 (CMG)
Califia Company	24-12054 (CMG)
California Poppy Projects, Inc.	24-12059 (CMG)
Candlelit Creations, Inc.	24-12063 (CMG)
Cantaloupe Creations Company	24-12065 (CMG)
Caramel Creations, Inc.	24-12067 (CMG)
Carnation Creations, Inc.	24-12070 (CMG)
Carotene Consortium, Inc.	24-12074 (CMG)
Carrot Solutions, Inc.	24-11847 (CMG)
Cayenne Solutions, Inc.	24-11855 (CMG)
Champagne Projects, Inc.	24-11862 (CMG)
Charope, Inc.	24-11870 (CMG)
Cheddar Creations, Inc.	24-11879 (CMG)
Chestnut Creations, Inc.	24-11887 (CMG)
Chili Clove, Inc.	24-11898 (CMG)
Chili Flakes, Inc.	24-11907 (CMG)
Chipshot LTD	24-11920 (CMG)
Chrysanthemum Creations, Inc.	24-11934 (CMG)
Cider Creations, Inc.	24-11952 (CMG)
Cinnabar Creations, Inc.	24-11966 (CMG)
Citrine Solutions, Inc.	24-11980 (CMG)
Classy Mango, Inc.	24-11992 (CMG)
Classy Tangerine, Inc.	24-12004 (CMG)
Clementine Creations, Inc.	24-12020 (CMG)
Clownfish Creations, Inc.	24-12028 (CMG)
Comet Creations, Inc.	24-12037 (CMG)
Copperhead Conspiracies, Inc.	24-12044 (CMG)

In re: Thrasio Holdings, Inc., et al.

Case No. (Jointly Administered): 24-11840 (CMG)

Reporting Period: May 1, 2024 – May 31, 2024

Coral Chrome, Inc.	24-12051 (CMG)
Corn Snake Surprises, Inc.	24-11871 (CMG)
Crawfish Creations, Inc.	24-11886 (CMG)
Daffodil Design, Inc.	24-11913 (CMG)
Dahlia Dreams, Inc.	24-11922 (CMG)
Dark Honey Design, Inc.	24-11935 (CMG)
Dark Orange Design, Inc.	24-11949 (CMG)
Daybreak Developments, Inc.	24-11962 (CMG)
Daylily Dreams, Inc.	24-11978 (CMG)
Discus Dreams, Inc.	24-11991 (CMG)
DMD Group Inc	24-11839 (CMG)
Dots for Spots Ltd	24-12024 (CMG)
E & I Trading Ltd	24-12031 (CMG)
E&L Enterprises Limited	24-12041 (CMG)
ECOM HEIGHTS LLC	24-12049 (CMG)
Emberglow Ideas, Inc.	24-12053 (CMG)
Eurypyle, Inc.	24-12058 (CMG)
Faint Orange Horizon, Inc.	24-12062 (CMG)
Fall Foundations, Inc.	24-12064 (CMG)
Fawn Foundations, Inc.	24-12066 (CMG)
Foxy Creations, Inc.	24-12069 (CMG)
Frosty Dream, Inc.	24-12072 (CMG)
Fyer Tropics, Inc.	24-11876 (CMG)
Ginger Cat Creations, Inc.	24-11900 (CMG)
Ginger Creations, Inc.	24-11914 (CMG)
Gingersnap Solutions, Inc.	24-11928 (CMG)
Golden Gate Solutions, Inc.	24-11941 (CMG)
Golden Kiwifruit Enterprises, Inc.	24-11953 (CMG)
Goldfish Memories, Inc.	24-11967 (CMG)
Green Cricket LTD	24-11995 (CMG)
Habanero Pepper Projects, Inc.	24-11981 (CMG)
Harley Orange, Inc.	24-12035 (CMG)
Harvest Charm, Inc.	24-12009 (CMG)
HiC-Cork Thrasio One Inc.	24-12043 (CMG)
Hippolyte, Ltd.	24-12052 (CMG)
Honey Sunset, Inc.	24-12056 (CMG)
Ideal Monarch, Inc.	24-12061 (CMG)
Ideastream Consumer Products, LLC	24-12068 (CMG)
Influencer Ideas, Inc.	24-12071 (CMG)
Ivory Ideas, Inc.	24-12073 (CMG)
Jasper Gesture, Inc.	24-12075 (CMG)
Jiminy LTD	24-12076 (CMG)
Joss Solutions 2016 Limited	24-12077 (CMG)



In re: Thrasio Holdings, Inc., et al.

Case No. (Jointly Administered): 24-11840 (CMG)

Reporting Period: May 1, 2024 – May 31, 2024

Jupiter Gesture, Inc.	24-12078 (CMG)
Khaki Trips, Inc.	24-12079 (CMG)
KingFisher Creations Inc.	24-11866 (CMG)
Kitchen Tools Ltd	24-11878 (CMG)
Koi Creations, Inc.	24-11891 (CMG)
Lace Decisions, Inc.	24-11905 (CMG)
Laranja Logistics, Inc.	24-11915 (CMG)
Latte Logistics, Inc.	24-11924 (CMG)
Leather Logistics, Inc.	24-11933 (CMG)
Lemon Logistics, Inc.	24-11944 (CMG)
Lemur Logistics, Inc.	24-11954 (CMG)
Levita Holdings, LLC	24-11963 (CMG)
Lionfish Logistics, Inc.	24-11972 (CMG)
Lobster Logistics, Inc.	24-11982 (CMG)
Magenta Peel Solutions, Inc.	24-11990 (CMG)
Mahogany Movements Inc.	24-12000 (CMG)
Malt Decisions, Inc.	24-12007 (CMG)
Mango Movements, Inc.	24-12016 (CMG)
Mango Wonder, Inc.	24-12022 (CMG)
Maple Movements, Inc.	24-12029 (CMG)
Marigold Creations, Inc.	24-12034 (CMG)
Marmalade Mansions, Inc.	24-12042 (CMG)
Marmalade Movements, Inc.	24-12055 (CMG)
Marpesia, Co.	24-12057 (CMG)
Mars Makers, Inc.	24-12060 (CMG)
Mauve Monkey, Inc.	24-11841 (CMG)
Melanippe, Inc.	24-11845 (CMG)
Melon Movements, Inc.	24-11848 (CMG)
Meteor Movements, Inc.	24-11854 (CMG)
Mimosa Movements, Inc.	24-11860 (CMG)
Modetro Retail Limited	24-11873 (CMG)
Ochre Organization, Inc.	24-11882 (CMG)
Old Rust Organization, Inc.	24-11890 (CMG)
Orange Crush Organization, Inc.	24-11899 (CMG)
Orange Fantasy, Inc.	24-11906 (CMG)
Orange Hope, Inc.	24-11917 (CMG)
Orange Margarita, Inc.	24-11921 (CMG)
Orange Organization, Inc.	24-11929 (CMG)
Orange Peach Projects, Inc.	24-11939 (CMG)
Orange Peel Projects, Inc.	24-11946 (CMG)
Orange Umbrella Creations, Inc.	24-11955 (CMG)
Orangutan Organization, Inc.	24-11965 (CMG)
Oranssi Organization, Inc.	24-11974 (CMG)

In re: Thrasio Holdings, Inc., et al.

Case No. (Jointly Administered): 24-11840 (CMG)

Reporting Period: May 1, 2024 – May 31, 2024

Orythia, Inc.	24-11984 (CMG)
Oyster Oasis, Inc.	24-11994 (CMG)
Pantariste, Inc.	24-12002 (CMG)
Pantone Projects, Inc.	24-12012 (CMG)
Papaya Projects, Inc.	24-12017 (CMG)
Parchment Principles, Inc.	24-11842 (CMG)
Peach Projects, Inc.	24-11846 (CMG)
Peanut Projects, Inc.	24-11851 (CMG)
Pearoller LTD	24-11858 (CMG)
Penny Rose Solutions, Inc.	24-11864 (CMG)
Pennycopper Trading, Inc.	24-11872 (CMG)
Penthe Company	24-11881 (CMG)
Persian Projects, Inc.	24-11888 (CMG)
Persimmon Projects, Inc.	24-11896 (CMG)
Pizza Projects, Inc.	24-11903 (CMG)
Poppy Projects, Inc.	24-11911 (CMG)
Portocale Projects, Inc.	24-11919 (CMG)
Primrose Projects, Inc.	24-11925 (CMG)
Pro Grade Products Ltd	24-11932 (CMG)
Prothoe Limited	24-11940 (CMG)
Pure Chimp Ltd	24-11951 (CMG)
Radiant Orange, Inc.	24-11961 (CMG)
Rissav Limited	24-11970 (CMG)
Rose Bud Creations, Inc.	24-11975 (CMG)
Rosewood Wish, Inc.	24-11988 (CMG)
SAFEREST HOLDINGS, LLC	24-11997 (CMG)
Salmon Solutions, Inc.	24-12003 (CMG)
Sandcastle Days, Inc.	24-12010 (CMG)
Sandpaper Solutions, Inc.	24-11852 (CMG)
Sandsnake Ventures, Inc.	24-11861 (CMG)
Sandstorm Solutions, Inc.	24-11868 (CMG)
Sandy Leaf Farm Ltd.	24-11883 (CMG)
Sapphire Monkey, Inc.	24-11894 (CMG)
Sasana Group Limited	24-11908 (CMG)
Scarlet Solutions, Inc.	24-11918 (CMG)
Scotch Solutions, Inc.	24-11926 (CMG)
Scouse LTD	24-11937 (CMG)
Seashell Solutions, Inc.	24-11948 (CMG)
Sherbert Solutions, Inc.	24-11957 (CMG)
Shortbread Solutions, Inc.	24-11968 (CMG)
Siberian Tiger Solutions, Inc.	24-11977 (CMG)
Sockeye Strategies, Inc.	24-11986 (CMG)
Soft Spice, Inc.	24-11999 (CMG)

In re: Thrasio Holdings, Inc., et al.

Case No. (Jointly Administered): 24-11840 (CMG)

Reporting Period: May 1, 2024 – May 31, 2024

Spicy Solutions, Inc.	24-12006 (CMG)
Starfish Solutions, Inc.	24-12013 (CMG)
Strawflower Solutions, Inc.	24-12019 (CMG)
Sundaze Blaze Solutions, Inc.	24-12025 (CMG)
Sunflare Solutions, Inc.	24-12032 (CMG)
Sunflower Saturnalia, Inc.	24-12038 (CMG)
Sunkiss Solutions, Inc.	24-12046 (CMG)
Sunny Operations, Inc.	24-12050 (CMG)
Sunrise Martinis, Inc.	24-11843 (CMG)
Sunrise Season, Inc.	24-11844 (CMG)
Sweet Nectar Enterprises, Inc.	24-11849 (CMG)
Sweet Potato Solutions, Inc.	24-11853 (CMG)
Tangelo Tendencies, Inc.	24-11859 (CMG)
Tangerine Ideas, Inc.	24-11865 (CMG)
Tawny Tasks, Inc.	24-11869 (CMG)
Tea Rose Risings, Inc.	24-11877 (CMG)
Teal Monkey, Inc.	24-11885 (CMG)
Thrasio Australia Holdings Pty Ltd	24-11893 (CMG)
Thrasio Intermediate Sub, LLC	24-11909 (CMG)
Thrasio Services, LLC	24-11916 (CMG)
Thrasio UK Holdings, Ltd	24-11923 (CMG)
Thrasio, LLC	24-11902 (CMG)
Tiger Affirmations, Inc.	24-11931 (CMG)
Tiger Stripe Creations, Inc.	24-11936 (CMG)
Tomato Tasks, Inc.	24-11943 (CMG)
Topaz Traditions, Inc.	24-11950 (CMG)
Tortilla Tasks, Inc.	24-11956 (CMG)
Toxaris Limited	24-11964 (CMG)
Traffic Cone Tuesdays, Inc.	24-11971 (CMG)
Truverge International Ltd	24-11979 (CMG)
Turmeric Transitions, Inc.	24-11985 (CMG)
Warm Red Wonders, Inc.	24-11993 (CMG)
William Evans Retail Ltd	24-12001 (CMG)
Zabba, Inc.	24-12011 (CMG)

**Introduction:** On February 28, 2024 (the “Petition Date”), Thrasio Holdings, Inc. and its affiliated debtors and debtors in possession (collectively the “Debtors”) filed voluntary petitions for relief under chapter 11 of title 11 of the United States Code, 11 U.S.C. §§ 101–1532 (the “Bankruptcy Code”) with the United States Bankruptcy Court for the District of New Jersey (the “Bankruptcy Court”), thereby commencing these cases jointly administered as *In re Thrasio Holdings, Inc., et al.*, No. 24-11840 (CMG) (“Chapter 11 Cases”). The Debtors are authorized to continue to manage and operate their businesses as debtors in possession under sections 1107 and 1108 of the Bankruptcy Code.

On March 1, 2024, the Bankruptcy Court entered an order [Docket No. 64] authorizing the joint administration of these Chapter 11 Cases pursuant to Rule 1015(b) of the Federal Rules of Bankruptcy Procedure. On March 12, 2024, the Office of

the United States Trustee for the District of New Jersey (the “U.S. Trustee”) appointed an official committee pursuant to section 1102(a)(1) of the Bankruptcy Code [Docket No. 163].

Additional information about these Chapter 11 Cases, court filings, and claims information is available at the Debtors’ restructuring website: <https://www.kccllc.net/thrasio>.

**Accounting Principles:** This Monthly Operating Report (“MOR”) is unaudited and has been prepared solely for the purpose of complying with the Debtors’ obligations to provide monthly operating reports during these Chapter 11 Cases. This MOR is not prepared in accordance with accounting principles generally accepted in the United States of America (“U.S. GAAP”) and does not include all information and disclosures required by U.S. GAAP. The MOR is not intended to reconcile to any financial statement otherwise prepared or distributed by the Debtors. The Debtors have prepared this MOR using the best information presently available to them at this time, which has been collected, maintained, and prepared in accordance with their historical accounting practices. This MOR is, thus, true and accurate to the best of the Debtors’ knowledge, information and belief based on current available data. The MOR should not be relied upon by any persons for information relating to current or future financial condition, events, or performance of any of the Debtors or their affiliates, as the results of operations contained herein are not necessarily indicative of results which may be expected from any other period or for the full year, and may not necessarily reflect the combined results of operations, financial position, and schedule of receipts and disbursements in the future.

**General Methodology:** The Debtors prepared this MOR relying primarily upon the information set forth in their books and records and may exclude information regarding non-Debtor affiliates. Additionally, the information furnished in this report includes primarily normal recurring adjustments, but does not include all the adjustments necessary to ensure that the quarterly and/or annual consolidated financial statements are in accordance with U.S. GAAP, including income tax accruals that would typically be made. Furthermore, the monthly financial information contained herein has not been subjected to the same level of accounting review and testing that the Debtors apply in the preparation of their quarterly and annual consolidated financial information in accordance with U.S. GAAP. Because the Debtors’ accounting systems, policies, and practices were developed to produce financial statements at a consolidated level, rather than financial statements by legal entity, it is possible that not all assets, liabilities, income or expenses have been recorded on the correct entity. Accordingly, upon the application of such procedures, the Debtors believe that the financial information may be subject to change, and these changes could be material.

**Reporting Period:** This is the third MOR filed since the Petition Date and includes cash activity in MOR-1 from May 1, 2024 through May 31, 2024, and a Statement of Operations and Balance Sheet for the month ending May 31, 2024 in MOR-2 and MOR-3, respectively. In future periods, any changes to prior period balances will be reflected in the current month’s MOR. Nevertheless, in preparing this MOR, the Debtors made best efforts to supplement the information set forth in their books and records with additional information concerning transactions that may not have been identified therein.

**Accuracy:** The financial information disclosed herein was not prepared in accordance with federal or state securities laws or other applicable non-bankruptcy law or in lieu of complying with any periodic reporting requirements thereunder. Persons and entities trading in or otherwise purchasing, selling, or transferring the claims against or equity interests in the Debtors should evaluate this financial information in light of the purposes for which it was prepared. The Debtors and their advisors are not liable for and undertake no responsibility to indicate variations from security laws herein or for any evaluations of the Debtors based on this financial information or any other information.

**Carrying Value of Assets:** Unless otherwise noted, this MOR reflects the carrying values of the assets as recorded on the Debtors’ books and records as of the end of the month and is not based upon an estimate of their current market value. The Debtors reserve their right to amend or adjust the value of each asset set forth herein.

**Prepetition Liabilities Subject to Compromise:** As a result of the Chapter 11 Cases, the payment of certain prepetition indebtedness may be subject to compromise or other treatment under a plan of reorganization. Generally, actions to enforce or otherwise effect payment of pre-Chapter 11 liabilities are stayed. However, the Bankruptcy Court has authorized the Debtors to pay certain prepetition claims subject to certain terms and conditions.

**Past Performance:** The results of operations contained herein are not necessarily indicative of results that may be expected from any other period or for the full year and may not necessarily reflect the consolidated results of operations, financial position and cash flows of the Debtors in the future. Intercompany transactions have not been eliminated in the financial statements. For the reasons discussed above, the Debtors caution readers not to place undue reliance upon information contained in this MOR.

In re: Thrasio Holdings, Inc., et al.

Case No. (Jointly Administered): 24-11840 (CMG)

Reporting Period: May 1, 2024 – May 31, 2024

**Reservation of Rights:** The Debtors hereby reserve all of their rights to dispute the validity, status, enforceability, or executory nature of any claim amount, representation or other statement in this MOR and reserve the right to amend or supplement this MOR, if necessary. Nothing contained in this MOR shall constitute a waiver of any of the Debtors' rights or an admission with respect to their Chapter 11 Cases. In future periods, any changes to prior period balances will be reflected in the current month's MOR.

## Notes to Supporting Documentation

### Notes to MOR-1

Cash is received and disbursed by the Debtors as described in the *Debtors' Motion for Entry of Interim and Final Orders Authorizing the Debtors to (I) Continue to Operate Their Cash Management System, (II) Honor Certain Prepetition Obligations Related Thereto, (III) Maintain Existing Business Forms; and (IV) Perform Intercompany Transactions* [Docket No. 4] and is consistent with the Debtors' historical cash management practices. Debtor Thrasio, LLC remits payments on behalf of other Debtor entities for certain expenses. The Debtors have made reasonable efforts to appropriate these expenses to their respective Debtors for purposes of MOR-1 and Form MOR-11 Part 1.

Cash activity related to intercompany transfers (for example, cash concentration sweeps to Thrasio, LLC pursuant to the *Fifth Interim Order Authorizing the Debtors to (I) Continue to Operate their Cash Management System, (II) Honor Certain Prepetition Obligations Related Thereto, (III) Maintain Existing Business Forms, and (IV) Perform Intercompany Transactions* [Docket No. 1117]) among the Debtors are excluded from cash receipts and disbursements.

Figures include cash as reported in the Debtors' bank statements. Reconciliation differences exist between bank statement balances and balance sheet cash balances due to ordinary course timing differences between payment execution in the Debtors' financial system and disbursement of funds from Debtor bank accounts, as well as outstanding checks and deposits in transit. The Debtors' standard practice is to ensure that bank reconciliations are completed before closing the books each reporting period.

### Notes to MOR-2 and MOR-3:

This MOR has been prepared on a consolidating basis for the Debtors. The financial information contained herein is unaudited, limited in scope, covers a limited time period, and has been prepared solely for the purpose of complying with the monthly reporting requirements for Chapter 11 debtors as required by the Bankruptcy Court and is in a format acceptable to the U.S. Trustee.

As previously noted, this MOR was not prepared in accordance with U.S. GAAP and does not include all the information and disclosures required by U.S. GAAP. Therefore, there can be no assurance that the financial information presented herein is complete, and readers are strongly cautioned not to place undue reliance on the MOR.

Values in the Balance Sheet attached hereto represent rounded numbers. Accordingly, subtotals may not agree to the summation of the rounded numbers presented.

### Notes to UST Form 11-MOR, Part 1 Cash Receipts and Disbursements:

Consistent with the guidance received from the U.S. Trustee in connection with the completion of UST Form 11-MOR Part 1, Cash Receipts and Disbursements, reported cash receipts and disbursements should exclude intercompany, debtor-to-debtor, transactions. As a result, for those Debtors with net intercompany cash outflows or inflows during the reporting period, the ending cash balances reported on Form 11-MOR Part 1 will not agree with the ending cash balances per the Debtors' bank statements or the Debtors' books and records. For additional information on ending cash balances per the Debtors' books and records, see the attached Summary of Cash Receipts and Disbursements.

**Notes to UST Form 11-MOR, Part 2 Asset and Liability Status & Part 4 Income Statement (Statement of Operations):**

The MORs have not been subject to certain quarterly or annual adjustment procedures, including income tax provision procedures. The information presented herein may materially differ if such procedures were applied.

Because the Debtors' existing recording systems were not designed to distinguish between other prepetition and postpetition liabilities, the Debtors have commenced a process to distinguish between postpetition and prepetition liabilities, the results of which are reflected in the MORs. As the Debtors continue to process and additional information becomes available, the allocation of liabilities between prepetition and postpetition periods may change.

The Debtors have completed parts 2 and 4 based on the instructions provided by the U.S. Trustee's office to these forms using the Debtors' financial records. The attached financial statement exhibits have been prepared to conform to the Debtors' internal reporting format. Accordingly, the categories used in parts 2 and 4 of the MOR may differ from the financial statement exhibits.

**Notes to UST Form 11-MOR, Part 7 Questionnaire, item (a):**

Following the Petition Date, the Bankruptcy Court entered various orders authorizing the Debtors to, among other things, pay certain prepetition: (i) services, fees, and charges assessed by the Debtors' bank; (ii) customer programs obligations; (iii) employee wages, salaries, and related items (including, but not limited to, employee benefit programs and supplemental workforce obligations); (iv) taxes and assessments; and (v) critical vendor, 503(b)(9), lien, and foreign vendor obligations (collectively, the "First Day Orders"). To the extent any payments made during the reporting period on account of prepetition claims pursuant to authority granted to the Debtors by the Bankruptcy Court by the First Day Orders, such payments have been included in this MOR (subject to the notes and limitations provided herein).







\$USD	Beginning Book	Receipts	Disbursements	Ending Cash	Disb. for the	Disb. For UST	Plus: Debtor	Less: Debtor	Less: LLC	FX Adj	Ending Book
	Cash Balance as of	(MOR Part 1 - b)	(MOR Part 1 - c)	Balance	Benefit of the	fee calc.	IC Receipts	IC Disb.	Disb. For the		Cash as of
	May 1, 2024			(MOR Part 1 - d)	Estate	(MOR Part 1 - f)			Benefit of the		May 31, 2024
	(MOR Part 1 - a)				(MOR Part 1 - e)				Estate		
		<b>MOR Part 1</b>									
		<b>"Ending Cash Balance (d)" Reconciliation Items</b>									
Sherbert Solutions, Inc.	-	-	-	-	-	-	-	-	-	-	-
Shortbread Solutions, Inc.	-	27,951	-	27,951	(7,950)	(7,950)	-	(27,951)	-	-	-
Siberian Tiger Solutions, Inc.	-	-	-	-	-	-	-	-	-	-	-
Sockeye Strategies, Inc.	-	-	-	-	-	-	-	-	-	-	-
Soft Spice, Inc.	-	53,810	(196)	53,614	(10,617)	(10,814)	196	(53,810)	-	-	-
Spicy Solutions, Inc.	-	6,751	-	6,751	(3,378)	(3,378)	-	(6,751)	-	-	-
Starfish Solutions, Inc.	-	3,772	-	3,772	(618)	(618)	-	(3,772)	-	-	-
Strawflower Solutions, Inc.	-	57,771	-	57,771	(336)	(336)	-	(57,771)	-	-	-
Sundaze Blaze Solutions, Inc.	-	-	-	-	-	-	-	-	-	-	-
Sunflare Solutions, Inc.	-	1,693	-	1,693	(709)	(709)	-	(1,693)	-	-	-
Sunflower Saturnalia, Inc.	-	-	-	-	-	-	-	-	-	-	-
Sunkiss Solutions, Inc.	-	-	(2,678)	(2,678)	-	(2,678)	2,678	-	-	-	-
Sunny Operations, Inc.	-	106,286	-	106,286	(22,281)	(22,281)	-	(106,286)	-	-	-
Sunrise Martinis, Inc.	-	16,426	-	16,426	(3,678)	(3,678)	-	(16,426)	-	-	-
Sunrise Season, Inc.	(27)	2,146	(391)	1,728	(1,637)	(2,028)	417	(2,146)	-	-	-
Sweet Nectar Enterprises, Inc.	-	348,483	(879)	347,604	(84,971)	(85,850)	-	(347,604)	-	-	-
Sweet Potato Solutions, Inc.	-	31,031	-	31,031	(11,362)	(11,362)	-	(31,031)	-	-	-
Tangelo Tendencies, Inc.	(0)	4,040	-	4,040	(310)	(310)	-	(4,040)	-	(0)	(0)
Tangerine Ideas, Inc.	-	22,128	-	22,128	(82)	(82)	-	(22,128)	-	-	-
Tawny Tasks, Inc.	-	-	-	-	-	-	-	-	-	-	-
Tea Rose Risings, Inc.	-	88,335	(150)	88,185	(13,764)	(13,914)	150	(88,335)	-	-	-
Teal Monkey, Inc.	-	40,784	-	40,784	(10,179)	(10,179)	-	(40,784)	-	-	-
Thrasio Australia Holdings Pty Ltd	(0)	-	(2,712)	(2,712)	-	(2,712)	2,712	-	-	(0)	(0)
Thrasio Intermediate Sub, LLC	-	-	-	-	-	-	-	-	-	-	-
Thrasio Services, LLC	-	-	-	-	-	-	-	-	-	-	-
Thrasio UK Holdings, Ltd	5,143	-	(954)	4,189	-	(954)	954	-	-	74	5,217
Thrasio, LLC	108,787,697	2,237,734	(12,878,792)	98,146,639	(14,448)	(12,878,792)	27,331,584	(22,948,725)	(5,715,013)	-	96,814,485
Tiger Affirmations, Inc.	-	104,375	(200)	104,175	-	-	200	(104,375)	-	-	-
Tiger Stripe Creations, Inc.	-	-	-	-	-	-	-	-	-	-	-
Tomato Tasks, Inc.	-	75,557	-	75,557	(28,392)	(28,392)	-	(75,557)	-	-	-
Topaz Traditions, Inc.	-	5,460	(50)	5,410	(1,008)	(1,058)	50	(5,460)	-	-	-
Tortilla Tasks, Inc.	-	-	-	-	-	-	-	-	-	-	-
Toxaris Limited	162,644	-	(1,195,871)	(1,033,227)	(70)	(1,195,942)	1,360,294	(186,890)	-	2,333	142,509
Traffic Cone Tuesdays, Inc.	-	3,460	-	3,460	(411)	(411)	-	(3,460)	-	-	-
Truverge International Ltd	-	32,366	(268)	32,098	(1,042)	(1,311)	269	(32,367)	-	-	-
Turmeric Transitions, Inc.	-	202,505	(500)	202,005	(37,246)	(37,746)	500	(202,505)	-	-	-
Warm Red Wonders, Inc.	-	21,133	-	21,133	(6,324)	(6,324)	-	(21,133)	-	-	-
William Evans Retail Ltd	-	23	(2,044)	(2,021)	(231)	(2,275)	131,672	(80,295)	-	-	49,355
Zabba, Inc.	-	-	-	-	-	-	-	-	-	-	-
<b>Total</b>	<b>114,959,851</b>	<b>28,819,890</b>	<b>(36,975,530)</b>	<b>106,804,211</b>	<b>(5,715,013)</b>	<b>(42,690,543)</b>	<b>50,565,523</b>	<b>(50,046,460)</b>	<b>(5,715,013)</b>	<b>4,522</b>	<b>101,612,784</b>

<i>USD</i>	Thrasio Holdings, Inc.	1 Thrasio One, Inc.	10 Thrasio Ten, Inc.	11 Thrasio Eleven, Inc.	12 Thrasio Twelve, Inc.	14 Thrasio Fourteen, Inc.	15 Thrasio Fifteen, Inc.	16 Thrasio Sixteen, Inc.	17 Thrasio Seventeen, Inc.	18 Thrasio Eighteen, Inc.	19 Thrasio Nineteen, Inc.	2 B Bountiful, Inc.
<b>Revenues</b>	\$ -	\$ -	\$ 38,085	\$ 96,037	\$ 3,779	\$ 10,938	\$ 3	\$ 988,293	\$ 231,092	\$ 8,807	\$ 81,523	\$ 15,335
<b>Operating expenses</b>												
Cost of sales	-	-	43,408	124,023	167	14,921	13	1,147,747	282,592	4,856	38,789	15,587
Selling, general and administrative expenses	351,502	1,389	16,743	40,556	2,788	6,678	23	500,645	116,238	3,601	85,103	6,546
Impairment of goodwill	-	-	-	-	-	-	-	-	-	-	-	-
<b>Total operating expenses</b>	351,502	1,389	60,152	164,579	2,955	21,598	36	1,648,392	398,831	8,457	123,891	22,133
<b>Operating loss</b>	<b>(351,502)</b>	<b>(1,389)</b>	<b>(22,066)</b>	<b>(68,542)</b>	<b>824</b>	<b>(10,661)</b>	<b>(32)</b>	<b>(660,099)</b>	<b>(167,738)</b>	<b>351</b>	<b>(42,368)</b>	<b>(6,797)</b>
<b>Other income and expenses</b>												
Interest expense, net	(6,617)	-	-	-	-	-	-	-	-	-	-	-
Change in FV of contingent consideration	-	-	-	-	-	-	-	-	-	-	-	-
Loss on extinguishment of debt	-	-	-	-	-	-	-	-	-	-	-	-
Other (income) expense, net	-	0	-	1	-	(0)	0	0	-	(0)	-	-
Reorganization Items, Net	13,459,279	-	-	-	-	-	-	-	-	-	-	-
<b>Total other income and expenses</b>	13,452,662	0	-	1	-	(0)	0	0	-	(0)	-	-
<b>Loss before income taxes</b>	<b>(13,804,165)</b>	<b>(1,389)</b>	<b>(22,066)</b>	<b>(68,543)</b>	<b>824</b>	<b>(10,661)</b>	<b>(32)</b>	<b>(660,099)</b>	<b>(167,738)</b>	<b>351</b>	<b>(42,368)</b>	<b>(6,797)</b>
Provision for income taxes	-	-	-	-	-	-	-	-	-	-	-	-
<b>Net loss</b>	<b>(13,804,165)</b>	<b>(1,389)</b>	<b>(22,066)</b>	<b>(68,543)</b>	<b>824</b>	<b>(10,661)</b>	<b>(32)</b>	<b>(660,099)</b>	<b>(167,738)</b>	<b>351</b>	<b>(42,368)</b>	<b>(6,797)</b>
Net income (loss) attributable to NCI	-	-	-	-	-	-	-	-	-	-	-	-
<b>Net loss attributable to the Company</b>	<b>\$ (13,804,165)</b>	<b>\$ (1,389)</b>	<b>\$ (22,066)</b>	<b>\$ (68,543)</b>	<b>\$ 824</b>	<b>\$ (10,661)</b>	<b>\$ (32)</b>	<b>\$ (660,099)</b>	<b>\$ (167,738)</b>	<b>\$ 351</b>	<b>\$ (42,368)</b>	<b>\$ (6,797)</b>

<i>USD</i>	20 Thrasio Twenty, Inc.	21 Thrasio Twenty One, Inc.	22 Thrasio Twenty Two, Inc.	23 Thrasio Twenty Three, Inc.	24 Thrasio Twenty Four, Inc.	25 Thrasio Twenty Five, Inc.	3 Thrasio Three, Inc.	5 Thrasio Five, Inc.	6 Thrasio Six, Inc.	7 Thrasio Seven, Inc.	8 Thrasio Eight, Inc.	9 Thrasio Nine, Inc.
<b>Revenues</b>	\$ 4,709	\$ 124,842	\$ 33,876	\$ 31,732	\$ 17,261	\$ 463,244	\$ 30,662	\$ 69,319	\$ 16,887	\$ 8,722	\$ 4,226	\$ 7,593
<b>Operating expenses</b>												
Cost of sales	-	79,001	16,487	21,189	21,435	437,464	16,014	64,010	20,161	8,053	-	3,737
Selling, general and administrative expenses	3,125	15,633	8,285	13,588	6,314	136,014	20,846	33,922	10,653	2,113	(2,596)	2,519
Impairment of goodwill	-	-	-	-	-	-	-	-	-	-	-	-
<b>Total operating expenses</b>	3,125	94,633	24,771	34,777	27,749	573,478	36,860	97,933	30,815	10,166	(2,596)	6,257
<b>Operating loss</b>	<b>1,584</b>	<b>30,209</b>	<b>9,105</b>	<b>(3,045)</b>	<b>(10,488)</b>	<b>(110,234)</b>	<b>(6,198)</b>	<b>(28,613)</b>	<b>(13,927)</b>	<b>(1,444)</b>	<b>6,822</b>	<b>1,336</b>
<b>Other income and expenses</b>												
Interest expense, net	-	-	-	-	-	-	-	-	-	-	-	-
Change in FV of contingent consideration	-	-	-	-	-	-	-	-	-	-	-	-
Loss on extinguishment of debt	-	-	-	-	-	-	-	-	-	-	-	-
Other (income) expense, net	-	-	0	2	-	1	0	0	(5)	9	-	(0)
Reorganization Items, Net	-	-	-	-	-	-	-	-	-	-	-	-
<b>Total other income and expenses</b>	-	-	0	2	-	1	0	0	(5)	9	-	(0)
<b>Loss before income taxes</b>	<b>1,584</b>	<b>30,209</b>	<b>9,105</b>	<b>(3,047)</b>	<b>(10,488)</b>	<b>(110,234)</b>	<b>(6,198)</b>	<b>(28,614)</b>	<b>(13,922)</b>	<b>(1,452)</b>	<b>6,822</b>	<b>1,337</b>
Provision for income taxes	-	-	-	-	-	-	-	-	-	-	-	-
<b>Net loss</b>	<b>1,584</b>	<b>30,209</b>	<b>9,105</b>	<b>(3,047)</b>	<b>(10,488)</b>	<b>(110,234)</b>	<b>(6,198)</b>	<b>(28,614)</b>	<b>(13,922)</b>	<b>(1,452)</b>	<b>6,822</b>	<b>1,337</b>
Net income (loss) attributable to NCI	-	-	-	-	-	-	-	-	-	-	-	-
<b>Net loss attributable to the Company</b>	<b>\$ 1,584</b>	<b>\$ 30,209</b>	<b>\$ 9,105</b>	<b>\$ (3,047)</b>	<b>\$ (10,488)</b>	<b>\$ (110,234)</b>	<b>\$ (6,198)</b>	<b>\$ (28,614)</b>	<b>\$ (13,922)</b>	<b>\$ (1,452)</b>	<b>\$ 6,822</b>	<b>\$ 1,337</b>

<i>USD</i>	Acorn Creations, Inc.	AirOrb Ltd	Alloy Ideas, Inc.	Amber Ideas, Inc.	Amber Oasis, Inc.	Andromache, Inc.	Angor-Pet Thrasio Two, Inc.	Antiope, Corp.	Apple Affirmations, Inc.	Apricot Ideas, Inc.	Ash Developments, LLC	Assassin Bug Industries, Inc.
<b>Revenues</b>	\$ -	\$ -	\$ 17,744	\$ 10,929	\$ 5,133	\$ 4,136,681	\$ 213,556	\$ 1,464,775	\$ -	\$ 55,355	\$ 400,854	\$ 123,302
<b>Operating expenses</b>												
Cost of sales	-	-	19,488	15,355	10,304	4,736,182	84,980	1,175,681	-	47,586	241,909	65,059
Selling, general and administrative expenses	-	-	10,335	4,294	5,026	2,144,190	82,949	839,114	-	25,364	236,414	76,438
Impairment of goodwill	-	-	-	-	-	-	-	-	-	-	-	-
<b>Total operating expenses</b>	-	-	29,822	19,649	15,330	6,880,372	167,929	2,014,795	-	72,950	478,324	141,496
<b>Operating loss</b>	-	-	(12,079)	(8,720)	(10,197)	(2,743,690)	45,627	(550,020)	-	(17,595)	(77,470)	(18,194)
<b>Other income and expenses</b>												
Interest expense, net	-	-	-	-	-	-	-	-	-	-	-	-
Change in FV of contingent consideration	-	-	-	-	-	-	-	-	-	-	-	-
Loss on extinguishment of debt	-	-	-	-	-	-	-	-	-	-	-	-
Other (income) expense, net	-	-	-	-	6	69	-	(136)	-	-	1	186
Reorganization Items, Net	-	-	-	-	-	-	-	-	-	-	-	-
<b>Total other income and expenses</b>	-	-	-	-	6	69	-	(136)	-	-	1	186
<b>Loss before income taxes</b>	-	-	(12,079)	(8,720)	(10,204)	(2,743,759)	45,627	(549,884)	-	(17,595)	(77,471)	(18,380)
Provision for income taxes	-	-	-	-	-	-	-	-	-	-	-	-
<b>Net loss</b>	-	-	(12,079)	(8,720)	(10,204)	(2,743,759)	45,627	(549,884)	-	(17,595)	(77,471)	(18,380)
Net income (loss) attributable to NCI	-	-	-	-	-	-	-	-	-	-	-	-
<b>Net loss attributable to the Company</b>	\$ -	\$ -	\$ (12,079)	\$ (8,720)	\$ (10,204)	\$ (2,743,759)	\$ 45,627	\$ (549,884)	\$ -	\$ (17,595)	\$ (77,471)	\$ (18,380)

<i>\$USD</i>	Attain Recruitment Ltd	Autumn Ideas, Inc.	Autumn Waves, Inc.	Bartstr Ltd	Basketball Beginning, Inc.	Beast Gear Limited	Bellezo.com Ltd	Biscotti Solutions, Inc.	Bittersweet Billows, Inc.	Bonfire Solutions, Inc.	Bronze Projects, Inc.	Burning Neon, Inc.
<b>Revenues</b>	\$ 39,030	\$ 3,778,929	\$ 94,137	\$ 28,016	\$ -	\$ 42,515	\$ 816,380	\$ -	\$ 89,289	\$ -	\$ 93,347	\$ 133,298
<b>Operating expenses</b>												
Cost of sales	42,193	1,521,851	72,508	29,878	-	26,178	384,567	-	83,649	-	36,990	117,572
Selling, general and administrative expenses	20,955	1,999,701	71,605	14,872	-	19,351	399,834	11,111	37,879	15,000	53,061	85,993
Impairment of goodwill	-	-	-	-	-	-	-	-	-	-	-	-
<b>Total operating expenses</b>	63,148	3,521,552	144,112	44,750	-	45,528	784,401	11,111	121,528	15,000	90,051	203,564
<b>Operating loss</b>	(24,118)	257,377	(49,975)	(16,734)	-	(3,014)	31,979	(11,111)	(32,240)	(15,000)	3,296	(70,266)
<b>Other income and expenses</b>												
Interest expense, net	-	-	-	-	-	-	-	-	-	-	-	-
Change in FV of contingent consideration	-	-	-	-	-	-	-	-	-	-	-	-
Loss on extinguishment of debt	-	-	-	-	-	-	-	-	-	-	-	-
Other (income) expense, net	(4)	5	3	(19)	-	31	1,910	-	-	-	4	0
Reorganization Items, Net	-	-	-	-	-	-	-	-	-	-	-	-
<b>Total other income and expenses</b>	(4)	5	3	(19)	-	31	1,910	-	-	-	4	0
<b>Loss before income taxes</b>	(24,114)	257,372	(49,978)	(16,715)	-	(3,045)	30,069	(11,111)	(32,240)	(15,000)	3,292	(70,266)
Provision for income taxes	-	-	-	-	-	-	-	-	-	-	-	-
<b>Net loss</b>	(24,114)	257,372	(49,978)	(16,715)	-	(3,045)	30,069	(11,111)	(32,240)	(15,000)	3,292	(70,266)
Net income (loss) attributable to NCI	-	-	-	-	-	-	-	-	-	-	-	-
<b>Net loss attributable to the Company</b>	\$ (24,114)	\$ 257,372	\$ (49,978)	\$ (16,715)	\$ -	\$ (3,045)	\$ 30,069	\$ (11,111)	\$ (32,240)	\$ (15,000)	\$ 3,292	\$ (70,266)

<i>USD</i>	Burnt Summer Citrus, Inc.	Buttercup Creations, Inc.	Butterscotch Beginnings, Inc.	Cafe Casa, Inc.	Califia Company	California Poppy Projects, Inc.	Candlelit Creations, Inc.	Cantaloupe Creations Company	Caramel Creations, Inc.	Carnation Creations, Inc.	Carotene Consortium, Inc.	Carrot Solutions, Inc.
<b>Revenues</b>	\$ 321,828	\$ 18,018	\$ 232,798	\$ 5,187,745	\$ 331,391	\$ 35,900	\$ 7,345	\$ 182,577	\$ 13,647	\$ 48,872	\$ -	\$ 224,309
<b>Operating expenses</b>												
Cost of sales	261,175	8,560	166,939	3,297,727	272,502	25,726	106	230,105	8,385	62,230	-	170,960
Selling, general and administrative expenses	198,793	13,413	121,062	2,766,950	154,946	28,539	1,002	87,278	22,624	26,924	-	126,548
Impairment of goodwill	-	-	-	-	-	-	-	-	-	-	-	-
<b>Total operating expenses</b>	459,968	21,974	288,001	6,064,677	427,448	54,265	1,109	317,383	31,009	89,154	-	297,508
<b>Operating loss</b>	(138,140)	(3,956)	(55,203)	(876,932)	(96,057)	(18,365)	6,236	(134,807)	(17,362)	(40,282)	-	(73,199)
<b>Other income and expenses</b>												
Interest expense, net	-	-	-	-	-	-	-	-	-	-	-	-
Change in FV of contingent consideration	-	-	-	-	-	-	-	-	-	-	-	-
Loss on extinguishment of debt	-	-	-	-	-	-	-	-	-	-	-	-
Other (income) expense, net	1	(0)	(255)	(307)	504	20	-	-	(4)	-	-	7,386
Reorganization Items, Net	-	-	-	-	-	-	-	-	-	-	-	-
<b>Total other income and expenses</b>	1	(0)	(255)	(307)	504	20	-	-	(4)	-	-	7,386
<b>Loss before income taxes</b>	(138,141)	(3,956)	(54,948)	(876,625)	(96,561)	(18,385)	6,236	(134,807)	(17,359)	(40,282)	-	(80,585)
Provision for income taxes	-	-	-	-	-	-	-	-	-	-	-	-
<b>Net loss</b>	(138,141)	(3,956)	(54,948)	(876,625)	(96,561)	(18,385)	6,236	(134,807)	(17,359)	(40,282)	-	(80,585)
Net income (loss) attributable to NCI	-	-	-	-	-	-	-	-	-	-	-	-
<b>Net loss attributable to the Company</b>	\$ (138,141)	\$ (3,956)	\$ (54,948)	\$ (876,625)	\$ (96,561)	\$ (18,385)	\$ 6,236	\$ (134,807)	\$ (17,359)	\$ (40,282)	\$ -	\$ (80,585)

<i>USD</i>	Cayenne Solutions, Inc.	Champagne Projects, Inc.	Charope, Inc.	Cheddar Creations, Inc.	Chestnut Creations, Inc.	Chili Clove, Inc.	Chili Flakes, Inc.	Chipshot LTD	Chrysanthemum Creations, Inc.	Cider Creations, Inc.	Cinnabar Creations, Inc.	Citrine Solutions, Inc.
<b>Revenues</b>	\$ 280,121	\$ 34,188	\$ 8,576,828	\$ 1,168,273	\$ 170,879	\$ -	\$ 126,890	\$ -	\$ 13,476	\$ -	\$ 996	\$ 44,945
<b>Operating expenses</b>												
Cost of sales	292,179	30,306	8,008,339	461,185	134,301	-	83,845	-	4,648	-	556	46,708
Selling, general and administrative expenses	214,176	16,947	209,040	624,218	75,862	-	58,330	-	12,026	-	259	25,515
Impairment of goodwill	-	-	-	-	-	-	-	-	-	-	-	-
<b>Total operating expenses</b>	506,355	47,253	8,217,379	1,085,403	210,163	-	142,175	-	16,674	-	815	72,223
<b>Operating loss</b>	(226,234)	(13,065)	359,449	82,870	(39,284)	-	(15,285)	-	(3,198)	-	181	(27,278)
<b>Other income and expenses</b>												
Interest expense, net	-	-	(1,560)	-	-	-	-	-	-	-	-	-
Change in FV of contingent consideration	-	-	-	-	-	-	-	-	-	-	-	-
Loss on extinguishment of debt	-	-	-	-	-	-	-	-	-	-	-	-
Other (income) expense, net	3	0	(352)	523	2	-	3	-	0	-	-	0
Reorganization Items, Net	-	-	-	-	-	-	-	-	-	-	-	-
<b>Total other income and expenses</b>	3	0	(1,913)	523	2	-	3	-	0	-	-	0
<b>Loss before income taxes</b>	(226,237)	(13,065)	361,362	82,347	(39,285)	-	(15,287)	-	(3,199)	-	181	(27,278)
Provision for income taxes	-	-	-	-	-	-	-	-	-	-	-	-
<b>Net loss</b>	(226,237)	(13,065)	361,362	82,347	(39,285)	-	(15,287)	-	(3,199)	-	181	(27,278)
Net income (loss) attributable to NCI	-	-	-	-	-	-	-	-	-	-	-	-
<b>Net loss attributable to the Company</b>	\$ (226,237)	\$ (13,065)	\$ 361,362	\$ 82,347	\$ (39,285)	\$ -	\$ (15,287)	\$ -	\$ (3,199)	\$ -	\$ 181	\$ (27,278)



<i>USD</i>	Classy Mango, Inc.	Classy Tangerine, Inc.	Clementine Creations, Inc.	Clownfish Creations, Inc.	Comet Creations, Inc.	Copperhead Conspiracies, Inc.	Coral Chrome, Inc.	Corn Snake Surprises, Inc.	Crawfish Creations, Inc.	Daffodil Design, Inc.	Dahlia Dreams, Inc.	Dark Honey Design, Inc.
<b>Revenues</b>	\$ 109,689	\$ 64,232	\$ 22,791	\$ -	\$ 7,579	\$ -	\$ 317,270	\$ 31,368	\$ 480	\$ 1,648	\$ -	\$ -
<b>Operating expenses</b>												
Cost of sales	67,847	160,531	11,853	-	10,389	-	265,269	21,605	769	-	-	-
Selling, general and administrative expenses	53,325	60,730	10,063	-	4,409	-	165,210	25,615	118	1,663	-	-
Impairment of goodwill	-	-	-	-	-	-	-	-	-	-	-	-
<b>Total operating expenses</b>	121,172	221,261	21,916	-	14,798	-	430,479	47,221	887	1,663	-	-
<b>Operating loss</b>	(11,483)	(157,029)	875	-	(7,219)	-	(113,210)	(15,852)	(407)	(15)	-	-
<b>Other income and expenses</b>												
Interest expense, net	-	-	-	-	-	-	-	-	-	-	-	-
Change in FV of contingent consideration	-	-	-	-	-	-	-	-	-	-	-	-
Loss on extinguishment of debt	-	-	-	-	-	-	-	-	-	-	-	-
Other (income) expense, net	2	0	0	-	(0)	-	-	5	0	-	-	-
Reorganization Items, Net	-	-	-	-	-	-	-	-	-	-	-	-
<b>Total other income and expenses</b>	2	0	0	-	(0)	-	-	5	0	-	-	-
<b>Loss before income taxes</b>	(11,485)	(157,029)	875	-	(7,219)	-	(113,210)	(15,857)	(407)	(15)	-	-
Provision for income taxes	-	-	-	-	-	-	-	-	-	-	-	-
<b>Net loss</b>	(11,485)	(157,029)	875	-	(7,219)	-	(113,210)	(15,857)	(407)	(15)	-	-
Net income (loss) attributable to NCI	-	-	-	-	-	-	-	-	-	-	-	-
<b>Net loss attributable to the Company</b>	\$ (11,485)	\$ (157,029)	\$ 875	\$ -	\$ (7,219)	\$ -	\$ (113,210)	\$ (15,857)	\$ (407)	\$ (15)	\$ -	\$ -

<i>USD</i>	Dark Orange Design, Inc.	Daybreak Developments, Inc.	Daylily Dreams, Inc.	Discs Dreams, Inc.	DMD Group Inc	Dots for Spots Ltd	E & I Trading Ltd	E&L Enterprises Limited	ECOM HEIGHTS LLC	Emberglow Ideas, Inc.	Eurypyle, Inc.	Faint Orange Horizon, Inc.
<b>Revenues</b>	\$ 36,208	\$ 469,097	\$ 29,822	\$ 377,267	\$ 752,477	\$ 518,826	\$ 4,683	\$ 1,443	\$ 619,605	\$ 3,345	\$ 58,692	\$ 1,706,364
<b>Operating expenses</b>												
Cost of sales	56,370	488,985	24,701	-	799,317	205,872	176	1,006	427,938	5,115	70,864	1,178,578
Selling, general and administrative expenses	16,918	319,066	19,170	36,367	402,948	235,887	2,877	1,324	326,862	682	24,600	936,323
Impairment of goodwill	-	-	-	-	-	-	-	-	-	-	-	-
<b>Total operating expenses</b>	73,288	808,051	43,871	36,367	1,202,265	441,758	3,053	2,329	754,799	5,797	95,464	2,114,900
<b>Operating loss</b>	(37,080)	(338,954)	(14,049)	340,900	(449,788)	77,068	1,630	(887)	(135,194)	(2,452)	(36,772)	(408,536)
<b>Other income and expenses</b>												
Interest expense, net	-	-	-	-	-	-	(3,261)	-	-	-	-	-
Change in FV of contingent consideration	-	-	-	-	-	-	-	-	-	-	-	-
Loss on extinguishment of debt	-	-	-	-	-	-	-	-	-	-	-	-
Other (income) expense, net	20	9	4	3	16	326	(3)	1	0	-	-	262
Reorganization Items, Net	-	-	-	-	-	-	-	-	-	-	-	-
<b>Total other income and expenses</b>	20	9	4	3	16	326	(3,264)	1	0	-	-	262
<b>Loss before income taxes</b>	(37,100)	(338,964)	(14,053)	340,897	(449,803)	76,742	4,893	(887)	(135,195)	(2,452)	(36,772)	(408,798)
Provision for income taxes	-	-	-	-	-	-	-	-	-	-	-	-
<b>Net loss</b>	(37,100)	(338,964)	(14,053)	340,897	(449,803)	76,742	4,893	(887)	(135,195)	(2,452)	(36,772)	(408,798)
Net income (loss) attributable to NCI	-	-	-	-	-	-	-	-	-	-	-	-
<b>Net loss attributable to the Company</b>	\$ (37,100)	\$ (338,964)	\$ (14,053)	\$ 340,897	\$ (449,803)	\$ 76,742	\$ 4,893	\$ (887)	\$ (135,195)	\$ (2,452)	\$ (36,772)	\$ (408,798)

<i>USD</i>	Fall Foundations, Inc.	Fawn Foundations, Inc.	Foxy Creations, Inc.	Frosty Dream, Inc.	Fyer Tropics, Inc.	Ginger Cat Creations, Inc.	Ginger Creations, Inc.	Gingersnap Solutions, Inc.	Golden Gate Solutions, Inc.	Golden Kiwifruit Enterprises, Inc.	Goldfish Memories, Inc.	Green Cricket LTD
<b>Revenues</b>	\$ 94	\$ 553,816	\$ 128,270	\$ 3,489,661	\$ 21,795	\$ 130,269	\$ 29,640	\$ 298,471	\$ -	\$ 238,934	\$ -	\$ -
<b>Operating expenses</b>												
Cost of sales	127	610,404	120,600	1,684,890	17,828	97,328	18,865	171,520	-	302,726	-	-
Selling, general and administrative expenses	1,089	271,978	66,666	1,641,351	16,479	70,224	21,593	176,764	1,923	117,663	-	-
Impairment of goodwill	-	-	-	-	-	-	-	-	-	-	-	-
<b>Total operating expenses</b>	1,216	882,382	187,266	3,326,241	34,306	167,552	40,458	348,284	1,923	420,389	-	-
<b>Operating loss</b>	(1,122)	(328,567)	(58,996)	163,420	(12,512)	(37,283)	(10,818)	(49,813)	(1,923)	(181,455)	-	-
<b>Other income and expenses</b>												
Interest expense, net	-	-	-	-	-	-	-	-	-	-	-	-
Change in FV of contingent consideration	-	-	-	-	-	-	-	-	-	-	-	-
Loss on extinguishment of debt	-	-	-	-	-	-	-	-	-	-	-	-
Other (income) expense, net	0	811	-	1	1	(2)	(0)	0	-	1	-	-
Reorganization Items, Net	-	-	-	-	-	-	-	-	-	-	-	-
<b>Total other income and expenses</b>	0	811	-	1	1	(2)	(0)	0	-	1	-	-
<b>Loss before income taxes</b>	(1,122)	(329,378)	(58,996)	163,419	(12,512)	(37,281)	(10,818)	(49,813)	(1,923)	(181,455)	-	-
Provision for income taxes	-	-	-	-	-	-	-	-	-	-	-	-
<b>Net loss</b>	(1,122)	(329,378)	(58,996)	163,419	(12,512)	(37,281)	(10,818)	(49,813)	(1,923)	(181,455)	-	-
Net income (loss) attributable to NCI	-	-	-	-	-	-	-	-	-	-	-	-
<b>Net loss attributable to the Company</b>	\$ (1,122)	\$ (329,378)	\$ (58,996)	\$ 163,419	\$ (12,512)	\$ (37,281)	\$ (10,818)	\$ (49,813)	\$ (1,923)	\$ (181,455)	\$ -	\$ -

<i>USD</i>	Habanero Pepper Projects, Inc.	Harley Orange, Inc.	Harvest Charm, Inc.	HIC-Cork Thrasio One Inc.	Hippolyte, Ltd.	Honey Sunset, Inc.	Ideal Monarch, Inc.	Ideastream Consumer Products, LLC	Influencer Ideas, Inc.	Ivory Ideas, Inc.	Jasper Gesture, Inc.	Jiminy LTD
<b>Revenues</b>	\$ 21	\$ 129,978	\$ 12,571	\$ 3,907	\$ -	\$ 286,612	\$ 19,547	\$ 2,241,985	\$ 1,540	\$ -	\$ 5,277	\$ -
<b>Operating expenses</b>												
Cost of sales	10	109,307	8,578	109	-	228,272	12,686	1,809,716	-	-	5,026	-
Selling, general and administrative expenses	3	70,039	5,443	2,608	-	166,981	9,570	1,269,191	2	-	7,110	-
Impairment of goodwill	-	-	-	-	-	-	-	-	-	-	-	-
<b>Total operating expenses</b>	13	179,345	14,021	2,718	-	395,253	22,256	3,078,907	2	-	12,136	-
<b>Operating loss</b>	9	(49,367)	(1,451)	1,189	-	(108,641)	(2,708)	(836,922)	1,538	-	(6,860)	-
<b>Other income and expenses</b>												
Interest expense, net	-	-	-	-	14,054	-	-	52,748	-	-	-	-
Change in FV of contingent consideration	-	-	-	-	-	-	-	-	-	-	-	-
Loss on extinguishment of debt	-	-	-	-	-	-	-	-	-	-	-	-
Other (income) expense, net	(0)	5	(0)	0	-	66	-	0	28	-	3	-
Reorganization Items, Net	-	-	-	-	-	-	-	-	-	-	-	-
<b>Total other income and expenses</b>	(0)	5	(0)	0	14,054	66	-	52,748	28	-	3	-
<b>Loss before income taxes</b>	9	(49,372)	(1,451)	1,189	(14,054)	(108,707)	(2,708)	(889,670)	1,511	-	(6,862)	-
Provision for income taxes	-	-	-	-	-	-	-	-	-	-	-	-
<b>Net loss</b>	9	(49,372)	(1,451)	1,189	(14,054)	(108,707)	(2,708)	(889,670)	1,511	-	(6,862)	-
Net income (loss) attributable to NCI	-	-	-	-	-	-	-	-	-	-	-	-
<b>Net loss attributable to the Company</b>	\$ 9	\$ (49,372)	\$ (1,451)	\$ 1,189	\$ (14,054)	\$ (108,707)	\$ (2,708)	\$ (889,670)	\$ 1,511	\$ -	\$ (6,862)	\$ -

<i>USD</i>	Joss Solutions 2016 Limited	Jupiter Gesture, Inc.	Khaki Trips, Inc.	KingFisher Creations Inc.	Kitchen Tools Ltd	Koi Creations, Inc.	Lace Decisions, Inc.	Laranja Logistics, Inc.	Latte Logistics, Inc.	Leather Logistics, Inc.	Lemon Logistics, Inc.	Lemur Logistics, Inc.
<b>Revenues</b>	\$ 1,240	\$ 6,379	\$ 47,180	\$ -	\$ 1,044	\$ 666,817	\$ 24,112	\$ -	\$ 42,929	\$ 1,438	\$ 69,769	\$ 2,705
<b>Operating expenses</b>												
Cost of sales	6	2,514	24,303	-	856	365,332	18,994	-	34,161	-	102,053	-
Selling, general and administrative expenses	4,008	(62,461)	32,438	-	322	407,430	17,441	-	20,856	-	30,662	41
Impairment of goodwill	-	-	-	-	-	-	-	-	-	-	-	-
<b>Total operating expenses</b>	4,014	(59,947)	56,740	-	1,178	772,762	36,434	-	55,017	-	132,715	41
<b>Operating loss</b>	(2,775)	66,325	(9,560)	-	(133)	(105,945)	(12,323)	-	(12,089)	1,438	(62,945)	2,665
<b>Other income and expenses</b>												
Interest expense, net	-	-	-	-	-	-	(0)	-	-	-	-	-
Change in FV of contingent consideration	-	-	-	-	-	-	-	-	-	-	-	-
Loss on extinguishment of debt	-	-	-	-	-	-	-	-	-	-	-	-
Other (income) expense, net	(0)	579	19	-	155	(0)	15	-	-	(0)	11	-
Reorganization Items, Net	-	-	-	-	-	-	-	-	-	-	-	-
<b>Total other income and expenses</b>	(0)	579	19	-	155	(0)	15	-	-	(0)	11	-
<b>Loss before income taxes</b>	(2,774)	65,746	(9,578)	-	(288)	(105,945)	(12,337)	-	(12,089)	1,438	(62,956)	2,665
Provision for income taxes	-	-	-	-	-	-	-	-	-	-	-	-
<b>Net loss</b>	(2,774)	65,746	(9,578)	-	(288)	(105,945)	(12,337)	-	(12,089)	1,438	(62,956)	2,665
Net income (loss) attributable to NCI	-	-	-	-	-	-	-	-	-	-	-	-
<b>Net loss attributable to the Company</b>	\$ (2,774)	\$ 65,746	\$ (9,578)	\$ -	\$ (288)	\$ (105,945)	\$ (12,337)	\$ -	\$ (12,089)	\$ 1,438	\$ (62,956)	\$ 2,665

\$USD	Levita Holdings, LLC	Lionfish Logistics, Inc.	Lobster Logistics, Inc.	Magenta Peel Solutions, Inc.	Mahogany Movements Inc.	Malt Decisions, Inc.	Mango Movements, Inc.	Mango Wonder, Inc.	Maple Movements, Inc.	Marigold Creations, Inc.	Marmalade Mansions, Inc.	Marmalade Movements, Inc.
<b>Revenues</b>	\$ 7,307	\$ 2,935	\$ 6,395	\$ 83,483	\$ 89,257	\$ 322,841	\$ 115,351	\$ 86,543	\$ 111,347	\$ -	\$ -	\$ 7,256
<b>Operating expenses</b>												
Cost of sales	5,459	-	2,532	82,252	39,115	212,514	55,598	100,364	78,849	-	-	9,110
Selling, general and administrative expenses	4,167	5,000	2,630	50,776	68,149	173,266	54,905	60,643	64,994	-	-	3,514
Impairment of goodwill	-	-	-	-	-	-	-	-	-	-	-	-
<b>Total operating expenses</b>	9,625	5,000	5,163	133,027	107,265	385,780	110,503	161,006	143,843	-	-	12,624
<b>Operating loss</b>	(2,319)	(2,065)	1,233	(49,545)	(18,008)	(62,939)	4,849	(74,463)	(32,496)	-	-	(5,369)
<b>Other income and expenses</b>												
Interest expense, net	-	-	-	-	-	-	-	-	-	-	-	-
Change in FV of contingent consideration	-	-	-	-	-	-	-	-	-	-	-	-
Loss on extinguishment of debt	-	-	-	-	-	-	-	-	-	-	-	-
Other (income) expense, net	-	0	0	-	12,077	(0)	33	18	(0)	-	-	0
Reorganization Items, Net	-	-	-	-	-	-	-	-	-	-	-	-
<b>Total other income and expenses</b>	-	0	0	-	12,077	(0)	33	18	(0)	-	-	0
<b>Loss before income taxes</b>	(2,319)	(2,066)	1,233	(49,545)	(30,085)	(62,939)	4,816	(74,481)	(32,496)	-	-	(5,369)
Provision for income taxes	-	-	-	-	-	-	-	-	-	-	-	-
<b>Net loss</b>	(2,319)	(2,066)	1,233	(49,545)	(30,085)	(62,939)	4,816	(74,481)	(32,496)	-	-	(5,369)
Net income (loss) attributable to NCI	-	-	-	-	-	-	-	-	-	-	-	-
<b>Net loss attributable to the Company</b>	\$ (2,319)	\$ (2,066)	\$ 1,233	\$ (49,545)	\$ (30,085)	\$ (62,939)	\$ 4,816	\$ (74,481)	\$ (32,496)	\$ -	\$ -	\$ (5,369)

<i>\$USD</i>	Marpesia, Co.	Mars Makers, Inc.	Mauve Monkey, Inc.	Melanippe, Inc.	Melon Movements, Inc.	Meteor Movements, Inc.	Mimosa Movements, Inc.	Modetro Retail Limited	Ochre Organization, Inc.	Old Rust Organization, Inc.	Orange Crush Organization, Inc.	Orange Fantasy, Inc.
<b>Revenues</b>	\$ 246,937	\$ -	\$ 4,143	\$ -	\$ 71,874	\$ 259,046	\$ 650,501	\$ 11,799	\$ 59,665	\$ 5,073	\$ 313,149	\$ 108,255
<b>Operating expenses</b>												
Cost of sales	212,632	-	3,162	-	53,425	201,862	373,728	11,835	56,542	-	220,146	54,233
Selling, general and administrative expenses	142,998	-	3,834	-	54,714	130,142	286,895	10,807	30,918	26,190	157,528	42,932
Impairment of goodwill	-	-	-	-	-	-	-	-	-	-	-	-
<b>Total operating expenses</b>	355,630	-	6,996	-	108,140	332,005	660,623	22,642	87,460	26,190	377,674	97,165
<b>Operating loss</b>	<b>(108,693)</b>	-	<b>(2,853)</b>	-	<b>(36,265)</b>	<b>(72,959)</b>	<b>(10,121)</b>	<b>(10,843)</b>	<b>(27,795)</b>	<b>(21,117)</b>	<b>(64,524)</b>	<b>11,090</b>
<b>Other income and expenses</b>												
Interest expense, net	-	-	(10)	-	-	-	-	-	-	-	-	-
Change in FV of contingent consideration	-	-	-	-	-	-	-	-	-	-	-	-
Loss on extinguishment of debt	-	-	-	-	-	-	-	-	-	-	-	-
Other (income) expense, net	(13)	-	481	-	-	0	0	20	0	7	0	(3)
Reorganization Items, Net	-	-	-	-	-	-	-	-	-	-	-	-
<b>Total other income and expenses</b>	<b>(13)</b>	-	<b>471</b>	-	-	<b>0</b>	<b>0</b>	<b>20</b>	<b>0</b>	<b>7</b>	<b>0</b>	<b>(3)</b>
<b>Loss before income taxes</b>	<b>(108,680)</b>	-	<b>(3,325)</b>	-	<b>(36,265)</b>	<b>(72,959)</b>	<b>(10,121)</b>	<b>(10,863)</b>	<b>(27,795)</b>	<b>(21,124)</b>	<b>(64,524)</b>	<b>11,093</b>
Provision for income taxes	-	-	-	-	-	-	-	-	-	-	-	-
<b>Net loss</b>	<b>(108,680)</b>	-	<b>(3,325)</b>	-	<b>(36,265)</b>	<b>(72,959)</b>	<b>(10,121)</b>	<b>(10,863)</b>	<b>(27,795)</b>	<b>(21,124)</b>	<b>(64,524)</b>	<b>11,093</b>
Net income (loss) attributable to NCI	-	-	-	-	-	-	-	-	-	-	-	-
<b>Net loss attributable to the Company</b>	<b>\$ (108,680)</b>	<b>\$ -</b>	<b>\$ (3,325)</b>	<b>\$ -</b>	<b>\$ (36,265)</b>	<b>\$ (72,959)</b>	<b>\$ (10,121)</b>	<b>\$ (10,863)</b>	<b>\$ (27,795)</b>	<b>\$ (21,124)</b>	<b>\$ (64,524)</b>	<b>\$ 11,093</b>

<i>\$USD</i>	Orange Hope, Inc.	Orange Margarita, Inc.	Orange Organization, Inc.	Orange Peach Projects, Inc.	Orange Peel Projects, Inc.	Orange Umbrella Creations, Inc.	Orangutan Organization, Inc.	Oranssi Organization, Inc.	Orythia, Inc.	Oyster Oasis, Inc.	Pantariste, Inc.	Pantone Projects, Inc.
<b>Revenues</b>	\$ 96,845	\$ 17,205	\$ 86,334	\$ 109,407	\$ 4,216	\$ -	\$ 2,407	\$ 66,703	\$ 503,620	\$ 384,362	\$ -	\$ 97,610
<b>Operating expenses</b>												
Cost of sales	87,370	15,591	84,874	137,530	-	71	-	79,357	593,088	281,445	-	-
Selling, general and administrative expenses	50,273	11,298	38,330	52,094	14,545	49	3,125	38,411	276,459	207,261	19,232	13,567
Impairment of goodwill	-	-	-	-	-	-	-	-	-	-	-	-
<b>Total operating expenses</b>	137,643	26,888	123,204	189,624	14,545	121	3,125	117,768	869,547	488,706	19,232	13,567
<b>Operating loss</b>	(40,799)	(9,683)	(36,871)	(80,217)	(10,329)	(121)	(718)	(51,065)	(365,928)	(104,344)	(19,232)	84,043
<b>Other income and expenses</b>												
Interest expense, net	-	-	-	-	-	-	-	-	-	-	-	-
Change in FV of contingent consideration	-	-	-	-	-	-	-	-	-	-	-	-
Loss on extinguishment of debt	-	-	-	-	-	-	-	-	-	-	-	-
Other (income) expense, net	13	(0)	(5)	-	0	(25)	-	6	(2,255)	-	(2)	-
Reorganization Items, Net	-	-	-	-	-	-	-	-	-	-	-	-
<b>Total other income and expenses</b>	13	(0)	(5)	-	0	(25)	-	6	(2,255)	-	(2)	-
<b>Loss before income taxes</b>	(40,812)	(9,683)	(36,866)	(80,217)	(10,329)	(96)	(718)	(51,071)	(363,673)	(104,344)	(19,231)	84,043
Provision for income taxes	-	-	-	-	-	-	-	-	-	-	-	-
<b>Net loss</b>	(40,812)	(9,683)	(36,866)	(80,217)	(10,329)	(96)	(718)	(51,071)	(363,673)	(104,344)	(19,231)	84,043
Net income (loss) attributable to NCI	-	-	-	-	-	-	-	-	-	-	-	-
<b>Net loss attributable to the Company</b>	\$ (40,812)	\$ (9,683)	\$ (36,866)	\$ (80,217)	\$ (10,329)	\$ (96)	\$ (718)	\$ (51,071)	\$ (363,673)	\$ (104,344)	\$ (19,231)	\$ 84,043



<i>USD</i>	Papaya Projects, Inc.	Parchment Principles, Inc.	Peach Projects, Inc.	Peanut Projects, Inc.	Pearoller LTD	Penny Rose Solutions, Inc.	Pennycopper Trading, Inc.	Penthe Company	Persian Projects, Inc.	Persimmon Projects, Inc.	Pizza Projects, Inc.	Poppy Projects, Inc.
<b>Revenues</b>	\$ 25,373	\$ -	\$ 7,042	\$ -	\$ -	\$ 76,063	\$ -	\$ -	\$ 744,566	\$ 54,132	\$ 28,763	\$ -
<b>Operating expenses</b>												
Cost of sales	14,641	-	11,149	-	-	32,548	-	-	718,143	76,539	46,304	-
Selling, general and administrative expenses	17,267	-	3,771	-	-	51,343	-	-	285,586	34,421	14,184	-
Impairment of goodwill	-	-	-	-	-	-	-	-	-	-	-	-
<b>Total operating expenses</b>	<b>31,908</b>	<b>-</b>	<b>14,921</b>	<b>-</b>	<b>-</b>	<b>83,891</b>	<b>-</b>	<b>-</b>	<b>1,003,729</b>	<b>110,960</b>	<b>60,488</b>	<b>-</b>
<b>Operating loss</b>	<b>(6,535)</b>	<b>-</b>	<b>(7,879)</b>	<b>-</b>	<b>-</b>	<b>(7,828)</b>	<b>-</b>	<b>-</b>	<b>(259,163)</b>	<b>(56,828)</b>	<b>(31,726)</b>	<b>-</b>
<b>Other income and expenses</b>												
Interest expense, net	-	-	-	-	-	-	-	-	-	(0)	-	-
Change in FV of contingent consideration	-	-	-	-	-	-	-	-	-	-	-	-
Loss on extinguishment of debt	-	-	-	-	-	-	-	-	-	-	-	-
Other (income) expense, net	0	-	-	-	-	0	-	-	(0)	7	0	-
Reorganization Items, Net	-	-	-	-	-	-	-	-	-	-	-	-
<b>Total other income and expenses</b>	<b>0</b>	<b>-</b>	<b>-</b>	<b>-</b>	<b>-</b>	<b>0</b>	<b>-</b>	<b>-</b>	<b>(0)</b>	<b>7</b>	<b>0</b>	<b>-</b>
<b>Loss before income taxes</b>	<b>(6,535)</b>	<b>-</b>	<b>(7,879)</b>	<b>-</b>	<b>-</b>	<b>(7,828)</b>	<b>-</b>	<b>-</b>	<b>(259,163)</b>	<b>(56,835)</b>	<b>(31,726)</b>	<b>-</b>
Provision for income taxes	-	-	-	-	-	-	-	-	-	-	-	-
<b>Net loss</b>	<b>(6,535)</b>	<b>-</b>	<b>(7,879)</b>	<b>-</b>	<b>-</b>	<b>(7,828)</b>	<b>-</b>	<b>-</b>	<b>(259,163)</b>	<b>(56,835)</b>	<b>(31,726)</b>	<b>-</b>
Net income (loss) attributable to NCI	-	-	-	-	-	-	-	-	-	-	-	-
<b>Net loss attributable to the Company</b>	<b>\$ (6,535)</b>	<b>\$ -</b>	<b>\$ (7,879)</b>	<b>\$ -</b>	<b>\$ -</b>	<b>\$ (7,828)</b>	<b>\$ -</b>	<b>\$ -</b>	<b>\$ (259,163)</b>	<b>\$ (56,835)</b>	<b>\$ (31,726)</b>	<b>\$ -</b>

<i>USD</i>	Portocale Projects, Inc.	Primrose Projects, Inc.	Pro Grade Products Ltd	Prothoe Limited	Pure Chimp Ltd	Radiant Orange, Inc.	Rissav Limited	Rose Bud Creations, Inc.	Rosewood Wish, Inc.	SAFEREST HOLDINGS, LLC	Salmon Solutions, Inc.	Sandcastle Days, Inc.
<b>Revenues</b>	\$ 27,876	\$ 368,550	\$ 44,822	\$ -	\$ 82,951	\$ 135,836	\$ 202,607	\$ 25,630	\$ 940,863	\$ 2,272,145	\$ 43,705	\$ -
<b>Operating expenses</b>												
Cost of sales	31,864	294,249	36,791	-	52,506	122,603	75,055	29,336	832,823	1,263,835	54,510	-
Selling, general and administrative expenses	12,773	209,150	33,373	947	36,653	68,746	109,126	24,622	517,436	1,455,314	19,108	-
Impairment of goodwill	-	-	-	-	-	-	-	-	-	-	-	-
<b>Total operating expenses</b>	44,637	503,399	70,164	947	89,159	191,349	184,182	53,958	1,350,259	2,719,148	73,618	-
<b>Operating loss</b>	(16,761)	(134,849)	(25,342)	(947)	(6,208)	(55,513)	18,425	(28,328)	(409,396)	(447,003)	(29,913)	-
<b>Other income and expenses</b>												
Interest expense, net	-	-	(39)	-	-	-	-	-	-	-	-	-
Change in FV of contingent consideration	-	-	-	-	-	-	-	-	-	-	-	-
Loss on extinguishment of debt	-	-	-	-	-	-	-	-	-	-	-	-
Other (income) expense, net	0	153	145	0	709	-	2,114	11	91	2,625	(13)	-
Reorganization Items, Net	-	-	-	-	-	-	-	-	-	-	-	-
<b>Total other income and expenses</b>	0	153	106	0	709	-	2,114	11	91	2,625	(13)	-
<b>Loss before income taxes</b>	(16,761)	(135,002)	(25,448)	(947)	(6,917)	(55,513)	16,311	(28,339)	(409,487)	(449,628)	(29,900)	-
Provision for income taxes	-	-	-	-	-	-	-	-	-	-	-	-
<b>Net loss</b>	(16,761)	(135,002)	(25,448)	(947)	(6,917)	(55,513)	16,311	(28,339)	(409,487)	(449,628)	(29,900)	-
Net income (loss) attributable to NCI	-	-	-	-	-	-	-	-	-	-	-	-
<b>Net loss attributable to the Company</b>	\$ (16,761)	\$ (135,002)	\$ (25,448)	\$ (947)	\$ (6,917)	\$ (55,513)	\$ 16,311	\$ (28,339)	\$ (409,487)	\$ (449,628)	\$ (29,900)	\$ -

<i>USD</i>	Sandpaper Solutions, Inc.	Sandsnake Ventures, Inc.	Sandstorm Solutions, Inc.	Sandy Leaf Farm Ltd.	Sapphire Monkey, Inc.	Sasana Group Limited	Scarlet Solutions, Inc.	Scotch Solutions, Inc.	Scouse LTD	Seashell Solutions, Inc.	Sherbert Solutions, Inc.	Shortbread Solutions, Inc.
<b>Revenues</b>	\$ 75,903	\$ 2,914,623	\$ 438,915	\$ -	\$ 155,190	\$ 96,711	\$ 60,020	\$ 9,323	\$ -	\$ 47,116	\$ -	\$ 51,030
<b>Operating expenses</b>												
Cost of sales	68,814	2,899,516	555,008	-	150,734	58,975	43,615	7,047	-	50,065	-	30,479
Selling, general and administrative expenses	52,025	1,583,506	191,020	-	69,062	45,057	37,789	4,230	-	30,172	2,778	26,639
Impairment of goodwill	-	-	-	-	-	-	-	-	-	-	-	-
<b>Total operating expenses</b>	120,839	4,483,022	746,029	-	219,795	104,032	81,404	11,278	-	80,236	2,778	57,118
<b>Operating loss</b>	<b>(44,936)</b>	<b>(1,568,400)</b>	<b>(307,113)</b>	-	<b>(64,605)</b>	<b>(7,321)</b>	<b>(21,384)</b>	<b>(1,955)</b>	-	<b>(33,121)</b>	<b>(2,778)</b>	<b>(6,089)</b>
<b>Other income and expenses</b>												
Interest expense, net	-	-	-	-	-	(1,231)	-	-	-	-	-	-
Change in FV of contingent consideration	-	-	-	-	-	-	-	-	-	-	-	-
Loss on extinguishment of debt	-	-	-	-	-	-	-	-	-	-	-	-
Other (income) expense, net	4	2,557	0	-	(420)	77	2	0	-	-	-	(0)
Reorganization Items, Net	-	-	-	-	-	-	-	-	-	-	-	-
<b>Total other income and expenses</b>	4	2,557	0	-	(420)	(1,154)	2	0	-	-	-	(0)
<b>Loss before income taxes</b>	<b>(44,940)</b>	<b>(1,570,956)</b>	<b>(307,113)</b>	-	<b>(64,185)</b>	<b>(6,167)</b>	<b>(21,387)</b>	<b>(1,955)</b>	-	<b>(33,121)</b>	<b>(2,778)</b>	<b>(6,089)</b>
Provision for income taxes	-	-	-	-	-	-	-	-	-	-	-	-
<b>Net loss</b>	<b>(44,940)</b>	<b>(1,570,956)</b>	<b>(307,113)</b>	-	<b>(64,185)</b>	<b>(6,167)</b>	<b>(21,387)</b>	<b>(1,955)</b>	-	<b>(33,121)</b>	<b>(2,778)</b>	<b>(6,089)</b>
Net income (loss) attributable to NCI	-	-	-	-	-	-	-	-	-	-	-	-
<b>Net loss attributable to the Company</b>	<b>\$ (44,940)</b>	<b>\$ (1,570,956)</b>	<b>\$ (307,113)</b>	<b>\$ -</b>	<b>\$ (64,185)</b>	<b>\$ (6,167)</b>	<b>\$ (21,387)</b>	<b>\$ (1,955)</b>	<b>\$ -</b>	<b>\$ (33,121)</b>	<b>\$ (2,778)</b>	<b>\$ (6,089)</b>

<i>USD</i>	Siberian Tiger Solutions, Inc.	Sockeye Strategies, Inc.	Soft Spice, Inc.	Spicy Solutions, Inc.	Starfish Solutions, Inc.	Strawflower Solutions, Inc.	Sundaze Blaze Solutions, Inc.	Sunflare Solutions, Inc.	Sunflower Saturnalia, Inc.	Sunkiss Solutions, Inc.	Sunny Operations, Inc.	Sunrise Martinis, Inc.
<b>Revenues</b>	\$ -	\$ -	\$ 71,622	\$ 18,911	\$ 5,617	\$ 174,395	\$ -	\$ 5,914	\$ -	\$ -	\$ 228,831	\$ 24,674
<b>Operating expenses</b>												
Cost of sales	-	-	56,997	16,723	7,153	119,879	-	6,830	-	72	250,878	14,682
Selling, general and administrative expenses	-	-	44,410	11,881	4,808	119,999	-	2,869	-	(0)	111,381	14,470
Impairment of goodwill	-	-	-	-	-	-	-	-	-	-	-	-
<b>Total operating expenses</b>	-	-	101,407	28,605	11,961	239,878	-	9,698	-	72	362,259	29,151
<b>Operating loss</b>	-	-	(29,784)	(9,694)	(6,344)	(65,483)	-	(3,784)	-	(72)	(133,428)	(4,478)
<b>Other income and expenses</b>												
Interest expense, net	-	-	-	-	-	-	-	-	-	-	-	-
Change in FV of contingent consideration	-	-	-	-	-	-	-	-	-	-	-	-
Loss on extinguishment of debt	-	-	-	-	-	-	-	-	-	-	-	-
Other (income) expense, net	-	-	(1)	0	1	3	-	-	-	-	60	4
Reorganization Items, Net	-	-	-	-	-	-	-	-	-	-	-	-
<b>Total other income and expenses</b>	-	-	(1)	0	1	3	-	-	-	-	60	4
<b>Loss before income taxes</b>	-	-	(29,784)	(9,694)	(6,345)	(65,486)	-	(3,784)	-	(72)	(133,488)	(4,482)
Provision for income taxes	-	-	-	-	-	-	-	-	-	-	-	-
<b>Net loss</b>	-	-	(29,784)	(9,694)	(6,345)	(65,486)	-	(3,784)	-	(72)	(133,488)	(4,482)
Net income (loss) attributable to NCI	-	-	-	-	-	-	-	-	-	-	-	-
<b>Net loss attributable to the Company</b>	\$ -	\$ -	\$ (29,784)	\$ (9,694)	\$ (6,345)	\$ (65,486)	\$ -	\$ (3,784)	\$ -	\$ (72)	\$ (133,488)	\$ (4,482)

<i>USD</i>	Sunrise Season, Inc.	Sweet Nectar Enterprises, Inc.	Sweet Potato Solutions, Inc.	Tangelo Tendencies, Inc.	Tangerine Ideas, Inc.	Tawny Tasks, Inc.	Tea Rose Risings, Inc.	Teal Monkey, Inc.	Thrasio Australia Holdings Pty Ltd	Thrasio Intermediate Sub, LLC	Thrasio Services, LLC	Thrasio UK Holdings, Ltd
<b>Revenues</b>	\$ 7,082	\$ 688,152	\$ 49,120	\$ 8,605	\$ 2,275	\$ -	\$ 111,329	\$ 77,967	\$ -	\$ -	\$ -	\$ -
<b>Operating expenses</b>												
Cost of sales	5,230	420,238	39,117	4,225	14,604	-	73,198	58,209	(230)	-	-	-
Selling, general and administrative expenses	6,096	411,546	31,325	7,538	688	476	59,330	51,496	3,578	-	2	(62,475)
Impairment of goodwill	-	-	-	-	-	-	-	-	-	-	-	-
<b>Total operating expenses</b>	11,326	831,784	70,441	11,763	15,292	476	132,529	109,704	3,348	-	2	(62,475)
<b>Operating loss</b>	(4,244)	(143,632)	(21,321)	(3,157)	(13,018)	(476)	(21,199)	(31,738)	(3,348)	-	(2)	62,475
<b>Other income and expenses</b>												
Interest expense, net	-	-	-	-	-	-	-	-	-	-	-	-
Change in FV of contingent consideration	-	-	-	-	-	-	-	-	-	-	-	-
Loss on extinguishment of debt	-	-	-	-	-	-	-	-	-	-	-	-
Other (income) expense, net	26	23	-	(0)	-	-	6	18	-	-	-	69,557
Reorganization Items, Net	-	-	-	-	-	-	-	-	-	-	-	-
<b>Total other income and expenses</b>	26	23	-	(0)	-	-	6	18	-	-	-	69,557
<b>Loss before income taxes</b>	(4,270)	(143,655)	(21,321)	(3,157)	(13,018)	(476)	(21,206)	(31,756)	(3,348)	-	(2)	(7,082)
Provision for income taxes	-	-	-	-	-	-	-	-	-	-	-	-
<b>Net loss</b>	(4,270)	(143,655)	(21,321)	(3,157)	(13,018)	(476)	(21,206)	(31,756)	(3,348)	-	(2)	(7,082)
Net income (loss) attributable to NCI	-	-	-	-	-	-	-	-	-	-	-	-
<b>Net loss attributable to the Company</b>	\$ (4,270)	\$ (143,655)	\$ (21,321)	\$ (3,157)	\$ (13,018)	\$ (476)	\$ (21,206)	\$ (31,756)	\$ (3,348)	\$ -	\$ (2)	\$ (7,082)

<i>SUSD</i>	Thrasio, LLC	Tiger Affirmations, Inc.	Tiger Stripe Creations, Inc.	Tomato Tasks, Inc.	Topaz Traditions, Inc.	Tortilla Tasks, Inc.	Toxaris Limited	Traffic Cone Tuesdays, Inc.	Truverge International Ltd	Turmeric Transitions, Inc.	Warm Red Wonders, Inc.	William Evans Retail Ltd
<b>Revenues</b>	\$ 1,827,666	\$ 120,833	\$ -	\$ 104,071	\$ 9,845	\$ -	\$ 662	\$ 5,570	\$ 52,264	\$ 319,622	\$ 45,857	\$ 15,259
<b>Operating expenses</b>												
Cost of sales	1,350,665	66,551	-	76,028	7,004	-	1,674,013	6,664	42,295	285,150	25,740	3,458
Selling, general and administrative expenses	1,124,775	61,872	6,061	74,596	7,515	-	(1,394)	2,442	29,939	165,239	25,053	17,024
Impairment of goodwill	-	-	-	-	-	-	-	-	-	-	-	-
<b>Total operating expenses</b>	<b>2,475,440</b>	<b>128,423</b>	<b>6,061</b>	<b>150,624</b>	<b>14,519</b>	<b>-</b>	<b>1,672,619</b>	<b>9,106</b>	<b>72,234</b>	<b>450,389</b>	<b>50,792</b>	<b>20,481</b>
<b>Operating loss</b>	<b>(647,774)</b>	<b>(7,590)</b>	<b>(6,061)</b>	<b>(46,553)</b>	<b>(4,674)</b>	<b>-</b>	<b>(1,671,957)</b>	<b>(3,536)</b>	<b>(19,970)</b>	<b>(130,768)</b>	<b>(4,936)</b>	<b>(5,222)</b>
<b>Other income and expenses</b>												
Interest expense, net	3,314,152	-	-	-	-	-	91	-	(437)	-	-	-
Change in FV of contingent consideration	-	-	-	-	-	-	-	-	-	-	-	-
Loss on extinguishment of debt	-	-	-	-	-	-	-	-	-	-	-	-
Other (income) expense, net	(3,821,443)	-	-	2	-	-	1,140	-	242	(8)	-	1,852
Reorganization Items, Net	428,851	-	-	-	-	-	-	-	-	-	-	-
<b>Total other income and expenses</b>	<b>(78,439)</b>	<b>-</b>	<b>-</b>	<b>2</b>	<b>-</b>	<b>-</b>	<b>1,231</b>	<b>-</b>	<b>(195)</b>	<b>(8)</b>	<b>-</b>	<b>1,852</b>
<b>Loss before income taxes</b>	<b>(569,335)</b>	<b>(7,590)</b>	<b>(6,061)</b>	<b>(46,555)</b>	<b>(4,674)</b>	<b>-</b>	<b>(1,673,188)</b>	<b>(3,536)</b>	<b>(19,776)</b>	<b>(130,760)</b>	<b>(4,936)</b>	<b>(7,074)</b>
Provision for income taxes	-	-	-	-	-	-	-	-	-	-	-	-
<b>Net loss</b>	<b>(569,335)</b>	<b>(7,590)</b>	<b>(6,061)</b>	<b>(46,555)</b>	<b>(4,674)</b>	<b>-</b>	<b>(1,673,188)</b>	<b>(3,536)</b>	<b>(19,776)</b>	<b>(130,760)</b>	<b>(4,936)</b>	<b>(7,074)</b>
Net income (loss) attributable to NCI	-	-	-	-	-	-	-	-	-	-	-	-
<b>Net loss attributable to the Company</b>	<b>\$ (569,335)</b>	<b>\$ (7,590)</b>	<b>\$ (6,061)</b>	<b>\$ (46,555)</b>	<b>\$ (4,674)</b>	<b>\$ -</b>	<b>\$ (1,673,188)</b>	<b>\$ (3,536)</b>	<b>\$ (19,776)</b>	<b>\$ (130,760)</b>	<b>\$ (4,936)</b>	<b>\$ (7,074)</b>

\$USD	Zabba, Inc.
<b>Revenues</b>	\$ -
<b>Operating expenses</b>	
Cost of sales	-
Selling, general and administrative expenses	-
Impairment of goodwill	-
<b>Total operating expenses</b>	-
<b>Operating loss</b>	-
<b>Other income and expenses</b>	
Interest expense, net	-
Change in FV of contingent consideration	-
Loss on extinguishment of debt	-
Other (income) expense, net	-
Reorganization Items, Net	-
<b>Total other income and expenses</b>	-
<b>Loss before income taxes</b>	-
Provision for income taxes	-
<b>Net loss</b>	-
Net income (loss) attributable to NCI	-
<b>Net loss attributable to the Company</b>	\$ -

<i>\$USD</i>	Thrasio Holdings, Inc.	1 Thrasio One, Inc.	10 Thrasio Ten, Inc.	11 Thrasio Eleven, Inc.	12 Thrasio Twelve, Inc.	14 Thrasio Fourteen, Inc.	15 Thrasio Fifteen, Inc.	16 Thrasio Sixteen, Inc.	17 Thrasio Seventeen, Inc.	18 Thrasio Eighteen, Inc.	19 Thrasio Nineteen, Inc.	2 B Bountiful, Inc.
<b>Assets</b>												
<b>Current assets</b>												
Cash and cash equivalents	\$ 1,808,545	\$ -	\$ -	\$ -	\$ -	\$ -	\$ -	\$ -	\$ -	\$ -	\$ -	\$ -
Receivables, net	-	(1)	6,072	11,883	-	516	6	314,287	11,522	372	6,555	2,819
Inventory	(80)	-	-	-	-	-	(1)	-	-	(2)	2,889	-
Prepaid expenses and other current assets	4,205,821	-	338	675	13	96	46,038	1,979	1,554	101	458	55
Intercompany receivables	36,523,884	4,386,520	4,727,874	10,738,995	2,442,230	1,747,460	3,989,000	31,161,939	30,550,981	8,959,437	10,118,294	3,225,633
<b>Total current assets</b>	<b>42,538,171</b>	<b>4,386,519</b>	<b>4,734,283</b>	<b>10,751,553</b>	<b>2,442,243</b>	<b>1,748,073</b>	<b>4,035,043</b>	<b>31,478,205</b>	<b>30,564,058</b>	<b>8,959,908</b>	<b>10,128,196</b>	<b>3,228,508</b>
<b>Non-current assets</b>												
Intercompany loan receivable	-	-	-	-	-	-	-	-	-	-	-	-
Property and equipment, net	-	-	-	-	-	-	-	-	-	-	-	-
Other intangible assets, net	-	109,174	103,221	169,911	235,791	178,761	-	297,365	419,048	324,762	419,708	(0)
Goodwill	-	-	-	-	-	-	-	-	-	-	-	-
Other non-current assets	1,863,187,543	-	-	-	-	-	-	-	-	-	-	-
Operating lease right-of-use assets, net	-	-	-	-	-	-	-	-	-	-	-	-
<b>Non-current assets</b>	<b>1,863,187,543</b>	<b>109,174</b>	<b>103,221</b>	<b>169,911</b>	<b>235,791</b>	<b>178,761</b>	<b>-</b>	<b>297,365</b>	<b>419,048</b>	<b>324,762</b>	<b>419,708</b>	<b>(0)</b>
<b>Total assets</b>	<b>\$ 1,905,725,714</b>	<b>\$ 4,495,693</b>	<b>\$ 4,837,504</b>	<b>\$ 10,921,465</b>	<b>\$ 2,678,035</b>	<b>\$ 1,926,834</b>	<b>\$ 4,035,043</b>	<b>\$ 31,775,570</b>	<b>\$ 30,983,105</b>	<b>\$ 9,284,669</b>	<b>\$ 10,547,904</b>	<b>\$ 3,228,508</b>
<b>Liabilities, preferred stock and stockholders' deficit</b>												
<b>Liabilities</b>												
<b>Current liabilities</b>												
Accounts payable	2,288	-	-	-	-	-	-	-	-	-	-	-
Accrued expenses	32,632,880	-	1,100	7,602	8	6,012	52	33,549	8,548	506	259,305	2,266
Current portion of long-term debt	-	-	-	-	-	-	-	-	-	-	-	-
Seller financing - current	-	-	-	-	-	-	-	-	-	-	-	-
Contingent consideration - current	-	-	-	-	-	-	-	-	-	-	-	-
Current operating lease liability	-	-	-	-	-	-	-	-	-	-	-	-
Other current liabilities	-	-	-	-	-	-	-	-	-	-	-	-
Intercompany payables	3,231,716	-	161,155	439,701	2,935	48,231	731	2,987,145	1,044,115	12,920	205,735	46,834
<b>Total current liabilities</b>	<b>35,866,884</b>	<b>-</b>	<b>162,255</b>	<b>447,303</b>	<b>2,943</b>	<b>54,243</b>	<b>784</b>	<b>3,020,694</b>	<b>1,052,662</b>	<b>13,426</b>	<b>465,040</b>	<b>49,101</b>
<b>Non-current liabilities</b>												
Long-term debt	-	-	-	-	-	-	-	-	-	-	-	-
Seller financing - long-term	-	-	-	-	-	-	-	-	-	-	-	-
Contingent consideration - long-term	-	-	-	-	-	-	-	-	-	-	-	-
Non-current operating lease liability	-	-	-	-	-	-	-	-	-	-	-	-
Other non-current liabilities	-	-	-	-	-	-	-	-	-	-	-	-
<b>Non-current liabilities</b>	<b>-</b>	<b>-</b>	<b>-</b>	<b>-</b>	<b>-</b>	<b>-</b>	<b>-</b>	<b>-</b>	<b>-</b>	<b>-</b>	<b>-</b>	<b>-</b>
<b>Liabilities subject to compromise</b>	<b>27,680,710</b>	<b>5,332,646</b>	<b>5,600,524</b>	<b>12,259,565</b>	<b>2,181,274</b>	<b>2,167,966</b>	<b>4,132,355</b>	<b>41,546,012</b>	<b>36,652,413</b>	<b>9,057,532</b>	<b>10,004,668</b>	<b>2,572,904</b>
<b>Total liabilities</b>	<b>63,547,594</b>	<b>5,332,646</b>	<b>5,762,779</b>	<b>12,706,868</b>	<b>2,184,218</b>	<b>2,222,208</b>	<b>4,133,139</b>	<b>44,566,707</b>	<b>37,705,075</b>	<b>9,070,958</b>	<b>10,469,708</b>	<b>2,622,004</b>
<b>Equity</b>												
<b>Total preferred stock</b>	<b>2,506,343,059</b>	<b>-</b>	<b>-</b>	<b>-</b>	<b>-</b>	<b>-</b>	<b>-</b>	<b>-</b>	<b>-</b>	<b>-</b>	<b>-</b>	<b>-</b>
<b>Total stockholders' deficit attributable to the Co.</b>	<b>(664,164,939)</b>	<b>(836,953)</b>	<b>(925,274)</b>	<b>(1,785,403)</b>	<b>493,817</b>	<b>(295,374)</b>	<b>(98,096)</b>	<b>(12,791,137)</b>	<b>(6,721,970)</b>	<b>213,711</b>	<b>78,196</b>	<b>606,504</b>
Noncontrolling interests	-	-	-	-	-	-	-	-	-	-	-	-
<b>Total stockholders' deficit</b>	<b>1,842,178,120</b>	<b>(836,953)</b>	<b>(925,274)</b>	<b>(1,785,403)</b>	<b>493,817</b>	<b>(295,374)</b>	<b>(98,096)</b>	<b>(12,791,137)</b>	<b>(6,721,970)</b>	<b>213,711</b>	<b>78,196</b>	<b>606,504</b>
<b>Total liabilities, preferred stock and stockholders' deficit</b>	<b>\$ 1,905,725,714</b>	<b>\$ 4,495,693</b>	<b>\$ 4,837,504</b>	<b>\$ 10,921,465</b>	<b>\$ 2,678,035</b>	<b>\$ 1,926,834</b>	<b>\$ 4,035,043</b>	<b>\$ 31,775,570</b>	<b>\$ 30,983,105</b>	<b>\$ 9,284,669</b>	<b>\$ 10,547,904</b>	<b>\$ 3,228,508</b>



<i>\$USD</i>	20 Thrasio Twenty, Inc.	21 Thrasio Twenty One, Inc.	22 Thrasio Twenty Two, Inc.	23 Thrasio Twenty Three, Inc.	24 Thrasio Twenty Four, Inc.	25 Thrasio Twenty Five, Inc.	3 Thrasio Three, Inc.	5 Thrasio Five, Inc.	6 Thrasio Six, Inc.	7 Thrasio Seven, Inc.	8 Thrasio Eight, Inc.	9 Thrasio Nine, Inc.
<b>Assets</b>												
<b>Current assets</b>												
Cash and cash equivalents	\$ -	\$ 140	\$ -	\$ -	\$ -	\$ -	\$ -	\$ -	\$ -	\$ -	\$ -	\$ -
Receivables, net	(534)	92,538	9,452	990	7,102	93,687	1,111	1,502	1,218	507	-	843
Inventory	-	-	1,140	3	-	(257)	-	-	42	-	-	-
Prepaid expenses and other current assets	-	3,465	161	237	29	1,918	1,281	208	92	12,165	-	119
Intercompany receivables	2,005,091	16,312,742	7,718,695	9,373,356	567,112	57,556,891	7,483,755	5,024,722	3,963,024	4,421,871	1,937,325	4,691,187
<b>Total current assets</b>	<b>2,004,557</b>	<b>16,408,885</b>	<b>7,729,447</b>	<b>9,374,586</b>	<b>574,243</b>	<b>57,652,237</b>	<b>7,486,147</b>	<b>5,026,432</b>	<b>3,964,376</b>	<b>4,434,542</b>	<b>1,937,325</b>	<b>4,692,149</b>
<b>Non-current assets</b>												
Intercompany loan receivable	-	-	-	-	-	-	-	-	-	-	-	-
Property and equipment, net	-	-	-	-	-	-	-	-	-	-	-	-
Other intangible assets, net	274,615	325,702	(0)	499,345	-	5,097,339	210,195	-	395,694	178,505	479,253	160,940
Goodwill	-	-	-	-	-	-	-	-	-	-	-	-
Other non-current assets	-	-	-	-	-	-	-	-	-	-	-	-
Operating lease right-of-use assets, net	-	-	-	-	-	-	-	-	-	-	-	-
<b>Non-current assets</b>	<b>274,615</b>	<b>325,702</b>	<b>(0)</b>	<b>499,345</b>	<b>-</b>	<b>5,097,339</b>	<b>210,195</b>	<b>-</b>	<b>395,694</b>	<b>178,505</b>	<b>479,253</b>	<b>160,940</b>
<b>Total assets</b>	<b>\$ 2,279,172</b>	<b>\$ 16,734,587</b>	<b>\$ 7,729,447</b>	<b>\$ 9,873,932</b>	<b>\$ 574,243</b>	<b>\$ 62,749,577</b>	<b>\$ 7,696,342</b>	<b>\$ 5,026,432</b>	<b>\$ 4,360,071</b>	<b>\$ 4,613,047</b>	<b>\$ 2,416,578</b>	<b>\$ 4,853,089</b>
<b>Liabilities, preferred stock and stockholders' deficit</b>												
<b>Liabilities</b>												
<b>Current liabilities</b>												
Accounts payable	-	-	-	-	-	-	-	-	-	-	-	-
Accrued expenses	183	25,002	576	2,401	67	34,703	1,437	1,640	2,993	30,514	276,009	1,296
Current portion of long-term debt	-	-	-	-	-	-	-	-	-	-	-	-
Seller financing - current	-	-	-	-	-	-	-	-	-	-	-	-
Contingent consideration - current	-	-	-	-	-	-	-	-	-	-	-	-
Current operating lease liability	-	-	-	-	-	-	-	-	-	-	-	-
Other current liabilities	-	5,737	-	-	-	-	-	-	-	-	-	-
Intercompany payables	-	368,725	54,401	129,098	29,147	1,605,561	72,299	184,052	40,521	19,393	-	32,011
<b>Total current liabilities</b>	<b>183</b>	<b>399,463</b>	<b>54,977</b>	<b>131,499</b>	<b>29,214</b>	<b>1,640,264</b>	<b>73,736</b>	<b>185,692</b>	<b>43,514</b>	<b>49,906</b>	<b>276,009</b>	<b>33,306</b>
<b>Non-current liabilities</b>												
Long-term debt	-	-	-	-	-	-	-	-	-	-	-	-
Seller financing - long-term	-	-	-	-	-	-	-	-	-	-	-	-
Contingent consideration - long-term	-	-	-	-	-	-	-	-	-	-	-	-
Non-current operating lease liability	-	-	-	-	-	-	-	-	-	-	-	-
Other non-current liabilities	-	-	-	-	-	-	-	-	-	-	-	-
<b>Non-current liabilities</b>	<b>-</b>	<b>-</b>	<b>-</b>	<b>-</b>	<b>-</b>	<b>-</b>	<b>-</b>	<b>-</b>	<b>-</b>	<b>-</b>	<b>-</b>	<b>-</b>
<b>Liabilities subject to compromise</b>	<b>1,722,079</b>	<b>16,682,680</b>	<b>6,748,267</b>	<b>10,620,013</b>	<b>709,907</b>	<b>60,711,844</b>	<b>9,029,373</b>	<b>5,676,012</b>	<b>4,421,903</b>	<b>4,379,910</b>	<b>553,489</b>	<b>4,776,671</b>
<b>Total liabilities</b>	<b>1,722,262</b>	<b>17,082,143</b>	<b>6,803,244</b>	<b>10,751,512</b>	<b>739,121</b>	<b>62,352,108</b>	<b>9,103,109</b>	<b>5,861,704</b>	<b>4,465,417</b>	<b>4,429,816</b>	<b>829,498</b>	<b>4,809,977</b>
<b>Equity</b>												
<b>Total preferred stock</b>												
<b>Total stockholders' deficit attributable to the Co.</b>	<b>556,910</b>	<b>(347,556)</b>	<b>926,203</b>	<b>(877,580)</b>	<b>(164,878)</b>	<b>397,469</b>	<b>(1,406,767)</b>	<b>(835,272)</b>	<b>(105,347)</b>	<b>183,232</b>	<b>1,587,080</b>	<b>43,112</b>
Noncontrolling interests	-	-	-	-	-	-	-	-	-	-	-	-
<b>Total stockholders' deficit</b>	<b>556,910</b>	<b>(347,556)</b>	<b>926,203</b>	<b>(877,580)</b>	<b>(164,878)</b>	<b>397,469</b>	<b>(1,406,767)</b>	<b>(835,272)</b>	<b>(105,347)</b>	<b>183,232</b>	<b>1,587,080</b>	<b>43,112</b>
<b>Total liabilities, preferred stock and stockholders' deficit</b>	<b>\$ 2,279,172</b>	<b>\$ 16,734,587</b>	<b>\$ 7,729,447</b>	<b>\$ 9,873,932</b>	<b>\$ 574,243</b>	<b>\$ 62,749,577</b>	<b>\$ 7,696,342</b>	<b>\$ 5,026,432</b>	<b>\$ 4,360,071</b>	<b>\$ 4,613,047</b>	<b>\$ 2,416,578</b>	<b>\$ 4,853,089</b>

<i>\$USD</i>	Acorn Creations, Inc.	AirOrb Ltd	Alloy Ideas, Inc.	Amber Ideas, Inc.	Amber Oasis, Inc.	Andromache, Inc.	Angor-Pet Thrasio Two, Inc.	Antiope, Corp.	Apple Affirmations, Inc.	Apricot Ideas, Inc.	Ash Developments, LLC	Assassin Bug Industries, Inc.	
<b>Assets</b>													
<b>Current assets</b>													
Cash and cash equivalents	\$ -	\$ -	\$ -	\$ -	\$ -	\$ -	\$ (0)	\$ 277	\$ (0)	\$ -	\$ 299	\$ 259	\$ -
Receivables, net	-	(48)	6,298	1,482	539	1,493,702	71,341	657,879	-	18,868	348,017	24,433	
Inventory	-	-	-	3	-	(2,375)	(1,152)	95	-	-	1,446,510	-	
Prepaid expenses and other current assets	-	14,577	124	6,156	142	1,254,182	3,166	163,107	-	2,504	1,907	4,598	
Intercompany receivables	-	429,908	3,565,647	9,632,110	1,460,978	305,834,751	28,773,936	96,137,339	-	7,740,281	1,752,565	3,833,650	
<b>Total current assets</b>	-	444,437	3,572,069	9,639,751	1,461,659	308,580,260	28,847,568	96,958,421	-	7,761,952	3,549,258	3,862,682	
<b>Non-current assets</b>													
Intercompany loan receivable	-	-	-	-	-	-	-	-	-	-	-	-	
Property and equipment, net	-	-	-	-	-	-	-	-	-	-	-	-	
Other intangible assets, net	-	-	216,107	21	306,210	25,000	402,432	-	-	468,316	418,405	1,036,608	
Goodwill	-	-	-	-	-	-	-	-	-	-	-	-	
Other non-current assets	-	-	-	-	-	-	-	-	-	-	500,000	-	
Operating lease right-of-use assets, net	-	-	-	-	-	-	-	-	-	-	-	-	
<b>Non-current assets</b>	-	-	216,107	21	306,210	25,000	402,432	-	-	468,316	918,405	1,036,608	
<b>Total assets</b>	\$ -	\$ 444,437	\$ 3,788,176	\$ 9,639,773	\$ 1,767,869	\$ 308,605,260	\$ 29,250,000	\$ 96,958,421	\$ -	\$ 8,230,268	\$ 4,467,662	\$ 4,899,290	
<b>Liabilities, preferred stock and stockholders' deficit</b>													
<b>Liabilities</b>													
<b>Current liabilities</b>													
Accounts payable	-	-	-	-	-	-	-	-	-	-	-	-	
Accrued expenses	-	-	677	79,453	284	103,035	25,283	28,782	-	7,636	18,490	3,688	
Current portion of long-term debt	-	-	-	-	-	-	-	-	-	-	-	-	
Seller financing - current	-	-	-	-	-	-	-	-	-	-	-	-	
Contingent consideration - current	-	-	-	-	-	-	-	-	-	-	-	-	
Current operating lease liability	-	-	-	-	-	-	-	-	-	-	-	-	
Other current liabilities	-	-	-	-	-	-	-	-	-	4,004	6,397	-	
Intercompany payables	-	4,025	79,964	61,651	20,387	18,218,713	568,221	3,819,903	-	521,222	1,029,068	455,487	
<b>Total current liabilities</b>	-	4,025	80,641	141,104	20,671	18,321,747	593,504	3,848,685	-	532,862	1,053,955	459,174	
<b>Non-current liabilities</b>													
Long-term debt	-	-	-	-	-	-	-	-	-	-	-	-	
Seller financing - long-term	-	-	-	-	-	-	-	-	-	-	-	-	
Contingent consideration - long-term	-	-	-	-	-	-	-	-	-	-	-	-	
Non-current operating lease liability	-	-	-	-	-	-	-	-	-	-	-	-	
Other non-current liabilities	-	10,154	-	-	-	-	-	-	-	-	-	-	
<b>Non-current liabilities</b>	-	10,154	-	-	-	-	-	-	-	-	-	-	
<b>Liabilities subject to compromise</b>	-	818,362	4,197,971	9,971,588	1,072,226	339,064,980	31,729,474	99,728,591	-	7,746,451	3,943,060	3,445,669	
<b>Total liabilities</b>	-	832,541	4,278,612	10,112,692	1,092,897	357,386,727	32,322,979	103,577,276	-	8,279,313	4,997,015	3,904,843	
<b>Equity</b>													
<b>Total preferred stock</b>													
<b>Total stockholders' deficit attributable to the Co.</b>	-	(388,104)	(490,436)	(472,919)	674,973	(48,781,467)	(3,072,979)	(6,618,855)	-	(49,045)	(529,353)	994,446	
Noncontrolling interests	-	-	-	-	-	-	-	-	-	-	-	-	
<b>Total stockholders' deficit</b>	-	(388,104)	(490,436)	(472,919)	674,973	(48,781,467)	(3,072,979)	(6,618,855)	-	(49,045)	(529,353)	994,446	
<b>Total liabilities, preferred stock and stockholders' deficit</b>	\$ -	\$ 444,437	\$ 3,788,176	\$ 9,639,773	\$ 1,767,869	\$ 308,605,260	\$ 29,250,000	\$ 96,958,421	\$ -	\$ 8,230,268	\$ 4,467,662	\$ 4,899,290	

\$USD	Attain Recruitment Ltd	Autumn Ideas, Inc.	Autumn Waves, Inc.	Bartstr Ltd	Basketball Beginning, Inc.	Beast Gear Limited	Bellezo.com Ltd	Biscotti Solutions, Inc.	Bittersweet Billows, Inc.	Bonfire Solutions, Inc.	Bronze Projects, Inc.	Burning Neon, Inc.
<b>Assets</b>												
<b>Current assets</b>												
Cash and cash equivalents	\$ -	\$ -	\$ -	\$ -	\$ -	\$ (2,006)	\$ 11,775	\$ -	\$ -	\$ -	\$ -	\$ -
Receivables, net	11,179	1,201,524	3,342	9,600	-	39,849	250,980	-	10,206	-	4,616	16,453
Inventory	49	4,655	-	-	-	7,988	20,102	-	-	-	-	-
Prepaid expenses and other current assets	579	2,431	273	137,565	-	85,059	1,577,361	-	614	-	200	375
Intercompany receivables	5,668,697	43,383,532	13,646,928	1,031,329	-	6,590,538	28,207,186	143,927	6,638,622	472,127	3,228,285	7,537,879
<b>Total current assets</b>	<b>5,680,503</b>	<b>44,592,142</b>	<b>13,650,543</b>	<b>1,178,493</b>	<b>-</b>	<b>6,721,429</b>	<b>30,067,403</b>	<b>143,927</b>	<b>6,649,443</b>	<b>472,127</b>	<b>3,233,101</b>	<b>7,554,706</b>
<b>Non-current assets</b>												
Intercompany loan receivable	-	-	-	-	-	-	(286,688)	-	-	-	-	-
Property and equipment, net	-	-	-	-	-	-	-	67,184	-	427,027	-	-
Other intangible assets, net	549,552	3,432,534	2,993,066	(23,871)	-	390,452	6,939,116	-	400,000	-	378,864	2,375,569
Goodwill	-	-	-	-	-	-	-	-	-	-	-	-
Other non-current assets	-	-	-	0	-	-	-	-	-	-	-	-
Operating lease right-of-use assets, net	-	-	-	-	-	-	-	-	-	-	-	-
<b>Non-current assets</b>	<b>549,552</b>	<b>3,432,534</b>	<b>2,993,066</b>	<b>(23,871)</b>	<b>-</b>	<b>390,452</b>	<b>6,652,429</b>	<b>67,184</b>	<b>400,000</b>	<b>427,027</b>	<b>378,864</b>	<b>2,375,569</b>
<b>Total assets</b>	<b>\$ 6,230,056</b>	<b>\$ 48,024,677</b>	<b>\$ 16,643,609</b>	<b>\$ 1,154,622</b>	<b>\$ -</b>	<b>\$ 7,111,880</b>	<b>\$ 36,719,832</b>	<b>\$ 211,111</b>	<b>\$ 7,049,443</b>	<b>\$ 899,154</b>	<b>\$ 3,611,965</b>	<b>\$ 9,930,276</b>
<b>Liabilities, preferred stock and stockholders' deficit</b>												
<b>Liabilities</b>												
<b>Current liabilities</b>												
Accounts payable	-	-	-	-	-	-	-	-	-	-	-	-
Accrued expenses	832,036	508,147	3,494	1,359	-	45,905	45,049	-	3,400	-	2,783	3,734
Current portion of long-term debt	-	-	-	-	-	-	-	-	-	-	-	-
Seller financing - current	-	-	-	-	-	-	-	-	-	-	-	-
Contingent consideration - current	-	-	-	-	-	-	-	-	-	-	-	-
Current operating lease liability	-	-	-	-	-	-	-	-	-	-	-	-
Other current liabilities	-	1,182	-	-	-	-	3,735	-	-	-	-	-
Intercompany payables	344,305	5,481,440	194,506	120,147	-	153,514	2,675,855	-	462,560	-	249,026	396,455
<b>Total current liabilities</b>	<b>1,176,341</b>	<b>5,990,769</b>	<b>198,000</b>	<b>121,505</b>	<b>-</b>	<b>199,419</b>	<b>2,724,638</b>	<b>-</b>	<b>465,960</b>	<b>-</b>	<b>251,809</b>	<b>400,189</b>
<b>Non-current liabilities</b>												
Long-term debt	-	-	-	-	-	-	-	-	-	-	-	-
Seller financing - long-term	-	-	-	-	-	-	-	-	-	-	-	-
Contingent consideration - long-term	-	-	-	-	-	-	-	-	-	-	-	-
Non-current operating lease liability	-	-	-	-	-	-	-	-	-	-	-	-
Other non-current liabilities	158,017	-	-	-	-	95,658	35,606	-	-	-	-	-
<b>Non-current liabilities</b>	<b>158,017</b>	<b>-</b>	<b>-</b>	<b>-</b>	<b>-</b>	<b>95,658</b>	<b>35,606</b>	<b>-</b>	<b>-</b>	<b>-</b>	<b>-</b>	<b>-</b>
<b>Liabilities subject to compromise</b>	<b>6,162,188</b>	<b>41,718,291</b>	<b>13,226,489</b>	<b>2,171,423</b>	<b>-</b>	<b>7,899,934</b>	<b>36,895,729</b>	<b>-</b>	<b>7,799,384</b>	<b>-</b>	<b>2,751,967</b>	<b>6,506,146</b>
<b>Total liabilities</b>	<b>7,496,547</b>	<b>47,709,061</b>	<b>13,424,489</b>	<b>2,292,928</b>	<b>-</b>	<b>8,195,012</b>	<b>39,655,973</b>	<b>-</b>	<b>8,265,344</b>	<b>-</b>	<b>3,003,776</b>	<b>6,906,335</b>
<b>Equity</b>												
<b>Total preferred stock</b>												
<b>Total stockholders' deficit attributable to the Co.</b>	<b>(1,266,491)</b>	<b>315,616</b>	<b>3,219,120</b>	<b>(1,138,306)</b>	<b>-</b>	<b>(1,083,132)</b>	<b>(2,936,141)</b>	<b>211,111</b>	<b>(1,215,902)</b>	<b>899,154</b>	<b>608,189</b>	<b>3,023,941</b>
Noncontrolling interests	-	-	-	-	-	-	-	-	-	-	-	-
<b>Total stockholders' deficit</b>	<b>(1,266,491)</b>	<b>315,616</b>	<b>3,219,120</b>	<b>(1,138,306)</b>	<b>-</b>	<b>(1,083,132)</b>	<b>(2,936,141)</b>	<b>211,111</b>	<b>(1,215,902)</b>	<b>899,154</b>	<b>608,189</b>	<b>3,023,941</b>
<b>Total liabilities, preferred stock and stockholders' deficit</b>	<b>\$ 6,230,056</b>	<b>\$ 48,024,677</b>	<b>\$ 16,643,609</b>	<b>\$ 1,154,622</b>	<b>\$ -</b>	<b>\$ 7,111,880</b>	<b>\$ 36,719,832</b>	<b>\$ 211,111</b>	<b>\$ 7,049,443</b>	<b>\$ 899,154</b>	<b>\$ 3,611,965</b>	<b>\$ 9,930,276</b>

<i>USD</i>	Burnt Summer Citrus, Inc.	Buttercup Creations, Inc.	Butterscotch Beginnings, Inc.	Cafe Casa, Inc.	Califia Company	California Poppy Projects, Inc.	Candlelit Creations, Inc.	Cantaloupe Creations Company	Caramel Creations, Inc.	Carnation Creations, Inc.	Carotene Consortium, Inc.	Carrot Solutions, Inc.
<b>Assets</b>												
<b>Current assets</b>												
Cash and cash equivalents	\$ -	\$ -	\$ -	\$ -	\$ -	\$ -	\$ -	\$ -	\$ -	\$ -	\$ -	\$ (0)
Receivables, net	124,477	3,688	22,525	2,524,749	137,192	9,172	-	9,148	6,585	18,376	-	79,060
Inventory	-	-	-	315	79	-	-	(98)	1,056	-	-	(95)
Prepaid expenses and other current assets	986	13	16,155	1,016,696	8,720	4,564	10	640	24,690	289	-	127,141
Intercompany receivables	24,518,517	2,075,706	2,465,986	329,634,585	23,244,472	9,718,841	4,328,065	10,464,313	4,857,440	6,109,963	-	11,735,860
<b>Total current assets</b>	<b>24,643,979</b>	<b>2,079,408</b>	<b>2,504,667</b>	<b>333,176,345</b>	<b>23,390,463</b>	<b>9,732,576</b>	<b>4,328,075</b>	<b>10,474,003</b>	<b>4,889,771</b>	<b>6,128,628</b>	<b>-</b>	<b>11,941,966</b>
<b>Non-current assets</b>												
Intercompany loan receivable	-	-	-	-	-	-	-	-	-	-	-	-
Property and equipment, net	-	-	-	2,167	-	-	-	-	-	-	-	-
Other intangible assets, net	4,731,410	627,636	300,962	34,535	-	731,758	100,313	-	1,615,768	158,899	-	2,260,379
Goodwill	-	-	-	-	-	-	-	-	-	-	-	-
Other non-current assets	-	-	-	-	-	-	-	-	-	-	-	-
Operating lease right-of-use assets, net	-	-	-	-	-	-	-	-	-	-	-	-
<b>Non-current assets</b>	<b>4,731,410</b>	<b>627,636</b>	<b>300,962</b>	<b>36,702</b>	<b>-</b>	<b>731,758</b>	<b>100,313</b>	<b>-</b>	<b>1,615,768</b>	<b>158,899</b>	<b>-</b>	<b>2,260,379</b>
<b>Total assets</b>	<b>\$ 29,375,389</b>	<b>\$ 2,707,044</b>	<b>\$ 2,805,629</b>	<b>\$ 333,213,047</b>	<b>\$ 23,390,463</b>	<b>\$ 10,464,334</b>	<b>\$ 4,428,387</b>	<b>\$ 10,474,003</b>	<b>\$ 6,505,539</b>	<b>\$ 6,287,527</b>	<b>\$ -</b>	<b>\$ 14,202,346</b>
<b>Liabilities, preferred stock and stockholders' deficit</b>												
<b>Liabilities</b>												
<b>Current liabilities</b>												
Accounts payable	-	-	-	2,502	-	-	-	-	-	-	-	-
Accrued expenses	8,493	370	6,509	165,517	64,417	1,414	42	3,722	5,971	1,559	-	11,389
Current portion of long-term debt	-	-	-	-	-	-	-	-	-	-	-	-
Seller financing - current	-	-	-	-	-	-	-	-	-	-	-	-
Contingent consideration - current	-	-	-	-	-	-	-	-	-	-	-	-
Current operating lease liability	-	-	-	-	-	-	-	-	-	-	-	-
Other current liabilities	-	-	-	-	-	-	-	-	-	-	-	-
Intercompany payables	1,009,798	13,600	1,233,744	15,268,746	1,017,813	161,917	2,263	652,486	121,848	211,381	-	630,964
<b>Total current liabilities</b>	<b>1,018,290</b>	<b>13,970</b>	<b>1,240,253</b>	<b>15,436,765</b>	<b>1,082,231</b>	<b>163,331</b>	<b>2,306</b>	<b>656,208</b>	<b>127,819</b>	<b>212,940</b>	<b>-</b>	<b>642,354</b>
<b>Non-current liabilities</b>												
Long-term debt	-	-	-	-	-	-	-	-	-	-	-	-
Seller financing - long-term	-	-	-	-	-	-	-	-	-	-	-	-
Contingent consideration - long-term	-	-	-	-	-	-	-	-	-	-	-	-
Non-current operating lease liability	-	-	-	-	-	-	-	-	-	-	-	-
Other non-current liabilities	-	-	-	-	-	-	-	-	-	-	-	-
<b>Non-current liabilities</b>	<b>-</b>	<b>-</b>	<b>-</b>	<b>-</b>	<b>-</b>	<b>-</b>	<b>-</b>	<b>-</b>	<b>-</b>	<b>-</b>	<b>-</b>	<b>-</b>
<b>Liabilities subject to compromise</b>	<b>21,819,103</b>	<b>1,599,360</b>	<b>1,826,079</b>	<b>344,998,844</b>	<b>25,353,294</b>	<b>9,985,535</b>	<b>3,066,216</b>	<b>13,975,436</b>	<b>4,292,914</b>	<b>7,572,172</b>	<b>-</b>	<b>12,544,053</b>
<b>Total liabilities</b>	<b>22,837,393</b>	<b>1,613,330</b>	<b>3,066,331</b>	<b>360,435,609</b>	<b>26,435,524</b>	<b>10,148,866</b>	<b>3,068,522</b>	<b>14,631,644</b>	<b>4,420,733</b>	<b>7,785,112</b>	<b>-</b>	<b>13,186,407</b>
<b>Equity</b>												
<b>Total preferred stock</b>												
<b>Total stockholders' deficit attributable to the Co.</b>	<b>6,537,996</b>	<b>1,093,714</b>	<b>(260,702)</b>	<b>(27,222,562)</b>	<b>(3,045,061)</b>	<b>315,468</b>	<b>1,359,866</b>	<b>(4,157,640)</b>	<b>2,084,806</b>	<b>(1,497,585)</b>	<b>-</b>	<b>1,015,939</b>
Noncontrolling interests	-	-	-	-	-	-	-	-	-	-	-	-
<b>Total stockholders' deficit</b>	<b>6,537,996</b>	<b>1,093,714</b>	<b>(260,702)</b>	<b>(27,222,562)</b>	<b>(3,045,061)</b>	<b>315,468</b>	<b>1,359,866</b>	<b>(4,157,640)</b>	<b>2,084,806</b>	<b>(1,497,585)</b>	<b>-</b>	<b>1,015,939</b>
<b>Total liabilities, preferred stock and stockholders' deficit</b>	<b>\$ 29,375,389</b>	<b>\$ 2,707,044</b>	<b>\$ 2,805,629</b>	<b>\$ 333,213,047</b>	<b>\$ 23,390,463</b>	<b>\$ 10,464,334</b>	<b>\$ 4,428,387</b>	<b>\$ 10,474,003</b>	<b>\$ 6,505,539</b>	<b>\$ 6,287,527</b>	<b>\$ -</b>	<b>\$ 14,202,346</b>

<i>\$USD</i>	Cayenne Solutions, Inc.	Champagne Projects, Inc.	Charope, Inc.	Cheddar Creations, Inc.	Chestnut Creations, Inc.	Chili Clove, Inc.	Chili Flakes, Inc.	Chipshot LTD	Chrysanthemum Creations, Inc.	Cider Creations, Inc.	Cinnabar Creations, Inc.	Citrine Solutions, Inc.
<b>Assets</b>												
<b>Current assets</b>												
Cash and cash equivalents	\$ -	\$ -	\$ 2,472,220	\$ -	\$ -	\$ -	\$ -	\$ -	\$ -	\$ -	\$ -	\$ -
Receivables, net	79,712	5,476	1,288,203	301,550	23,269	-	55,369	-	46	(0)	112	7,897
Inventory	-	-	88,843,340	459	-	-	-	-	-	-	-	-
Prepaid expenses and other current assets	1,978	79	3,632,306	1,503	761	-	371	-	13	-	4	338
Intercompany receivables	17,737,279	2,555,701	2,027,304,323	39,522,268	9,653,051	-	4,814,613	-	4,074,035	3,234	102,344	4,698,610
<b>Total current assets</b>	<b>17,818,969</b>	<b>2,561,257</b>	<b>2,123,540,392</b>	<b>39,825,780</b>	<b>9,677,081</b>	<b>-</b>	<b>4,870,353</b>	<b>-</b>	<b>4,074,093</b>	<b>3,233</b>	<b>102,460</b>	<b>4,706,845</b>
<b>Non-current assets</b>												
Intercompany loan receivable	-	-	-	-	-	-	-	-	-	-	-	-
Property and equipment, net	-	-	278,431	-	-	-	-	-	-	-	-	-
Other intangible assets, net	7,618,930	288,482	-	12,040,548	997,824	-	128,710	-	946,783	-	7,204	345,829
Goodwill	-	-	-	-	-	-	-	-	-	-	-	-
Other non-current assets	-	-	-	-	-	-	-	-	-	-	-	-
Operating lease right-of-use assets, net	-	-	13,539,224	-	-	-	-	-	-	-	-	-
<b>Non-current assets</b>	<b>7,618,930</b>	<b>288,482</b>	<b>13,817,655</b>	<b>12,040,548</b>	<b>997,824</b>	<b>-</b>	<b>128,710</b>	<b>-</b>	<b>946,783</b>	<b>-</b>	<b>7,204</b>	<b>345,829</b>
<b>Total assets</b>	<b>\$ 25,437,899</b>	<b>\$ 2,849,739</b>	<b>\$ 2,137,358,046</b>	<b>\$ 51,866,328</b>	<b>\$ 10,674,905</b>	<b>\$ -</b>	<b>\$ 4,999,063</b>	<b>\$ -</b>	<b>\$ 5,020,876</b>	<b>\$ 3,233</b>	<b>\$ 109,663</b>	<b>\$ 5,052,674</b>
<b>Liabilities, preferred stock and stockholders' deficit</b>												
<b>Liabilities</b>												
<b>Current liabilities</b>												
Accounts payable	-	-	2,660,733	-	-	-	-	-	-	-	-	-
Accrued expenses	54,188	1,228	8,934,175	148,719	5,629	-	3,214	-	137	-	68	1,316
Current portion of long-term debt	-	-	-	-	-	-	-	-	-	-	-	-
Seller financing - current	-	-	-	-	-	-	-	-	-	-	-	-
Contingent consideration - current	-	-	-	-	-	-	-	-	-	-	-	-
Current operating lease liability	-	-	-	-	-	-	-	-	-	-	-	-
Other current liabilities	-	-	3,969	-	-	-	-	-	-	-	-	-
Intercompany payables	1,041,279	110,442	48,087,176	2,355,980	455,812	-	351,533	-	20,923	-	1,505	140,502
<b>Total current liabilities</b>	<b>1,095,467</b>	<b>111,671</b>	<b>59,686,054</b>	<b>2,504,699</b>	<b>461,440</b>	<b>-</b>	<b>354,747</b>	<b>-</b>	<b>21,060</b>	<b>-</b>	<b>1,573</b>	<b>141,819</b>
<b>Non-current liabilities</b>												
Long-term debt	-	-	-	-	-	-	-	-	-	-	-	-
Seller financing - long-term	-	-	-	-	-	-	-	-	-	-	-	-
Contingent consideration - long-term	-	-	-	-	-	-	-	-	-	-	-	-
Non-current operating lease liability	-	-	-	-	-	-	-	-	-	-	-	-
Other non-current liabilities	-	-	-	-	-	-	-	-	-	-	-	-
<b>Non-current liabilities</b>	<b>-</b>	<b>-</b>	<b>-</b>	<b>-</b>	<b>-</b>	<b>-</b>	<b>-</b>	<b>-</b>	<b>-</b>	<b>-</b>	<b>-</b>	<b>-</b>
<b>Liabilities subject to compromise</b>	<b>15,570,160</b>	<b>2,316,650</b>	<b>2,375,739,829</b>	<b>34,113,391</b>	<b>11,936,445</b>	<b>-</b>	<b>4,005,001</b>	<b>-</b>	<b>3,114,554</b>	<b>1,349</b>	<b>114,547</b>	<b>6,074,885</b>
<b>Total liabilities</b>	<b>16,665,627</b>	<b>2,428,321</b>	<b>2,435,425,883</b>	<b>36,618,090</b>	<b>12,397,885</b>	<b>-</b>	<b>4,359,748</b>	<b>-</b>	<b>3,135,614</b>	<b>1,349</b>	<b>116,121</b>	<b>6,216,704</b>
<b>Equity</b>												
<b>Total preferred stock</b>												
<b>Total stockholders' deficit attributable to the Co.</b>	<b>8,772,272</b>	<b>421,418</b>	<b>(298,067,837)</b>	<b>15,248,238</b>	<b>(1,722,980)</b>	<b>-</b>	<b>639,315</b>	<b>-</b>	<b>1,885,262</b>	<b>1,884</b>	<b>(6,457)</b>	<b>(1,164,030)</b>
Noncontrolling interests	-	-	-	-	-	-	-	-	-	-	-	-
<b>Total stockholders' deficit</b>	<b>8,772,272</b>	<b>421,418</b>	<b>(298,067,837)</b>	<b>15,248,238</b>	<b>(1,722,980)</b>	<b>-</b>	<b>639,315</b>	<b>-</b>	<b>1,885,262</b>	<b>1,884</b>	<b>(6,457)</b>	<b>(1,164,030)</b>
<b>Total liabilities, preferred stock and stockholders' deficit</b>	<b>\$ 25,437,899</b>	<b>\$ 2,849,739</b>	<b>\$ 2,137,358,046</b>	<b>\$ 51,866,328</b>	<b>\$ 10,674,905</b>	<b>\$ -</b>	<b>\$ 4,999,063</b>	<b>\$ -</b>	<b>\$ 5,020,876</b>	<b>\$ 3,233</b>	<b>\$ 109,663</b>	<b>\$ 5,052,674</b>

<i>\$USD</i>	Classy Mango, Inc.	Classy Tangerine, Inc.	Clementine Creations, Inc.	Clownfish Creations, Inc.	Comet Creations, Inc.	Copperhead Conspiracies, Inc.	Coral Chrome, Inc.	Corn Snake Surprises, Inc.	Crawfish Creations, Inc.	Daffodil Design, Inc.	Dahlia Dreams, Inc.	Dark Honey Design, Inc.
<b>Assets</b>												
<b>Current assets</b>												
Cash and cash equivalents	\$ -	\$ -	\$ -	\$ -	\$ -	\$ -	\$ -	\$ -	\$ -	\$ -	\$ -	\$ -
Receivables, net	4,957	30,097	2,913	-	362	-	107,299	5,075	11	-	-	-
Inventory	-	-	-	-	-	-	-	22,810	-	-	-	-
Prepaid expenses and other current assets	305	850	5,284	-	127	-	128	140	12	-	-	-
Intercompany receivables	5,008,229	21,953,647	5,659,668	-	5,643,366	-	4,299,453	3,447,921	3,481,843	10,941,392	-	80
<b>Total current assets</b>	<b>5,013,491</b>	<b>21,984,595</b>	<b>5,667,865</b>	<b>-</b>	<b>5,643,855</b>	<b>-</b>	<b>4,406,880</b>	<b>3,475,946</b>	<b>3,481,865</b>	<b>10,941,392</b>	<b>-</b>	<b>80</b>
<b>Non-current assets</b>												
Intercompany loan receivable	-	-	-	-	-	-	-	-	-	-	-	-
Property and equipment, net	-	-	-	-	-	-	-	-	-	-	-	-
Other intangible assets, net	1,677,413	1,153,986	634,442	-	332,617	-	766,790	804,044	136	154,636	-	-
Goodwill	-	-	-	-	-	-	-	-	-	-	-	-
Other non-current assets	-	-	-	-	-	-	-	-	-	-	-	-
Operating lease right-of-use assets, net	-	-	-	-	-	-	-	-	-	-	-	-
<b>Non-current assets</b>	<b>1,677,413</b>	<b>1,153,986</b>	<b>634,442</b>	<b>-</b>	<b>332,617</b>	<b>-</b>	<b>766,790</b>	<b>804,044</b>	<b>136</b>	<b>154,636</b>	<b>-</b>	<b>-</b>
<b>Total assets</b>	<b>\$ 6,690,903</b>	<b>\$ 23,138,581</b>	<b>\$ 6,302,307</b>	<b>\$ -</b>	<b>\$ 5,976,472</b>	<b>\$ -</b>	<b>\$ 5,173,670</b>	<b>\$ 4,279,990</b>	<b>\$ 3,482,001</b>	<b>\$ 11,096,028</b>	<b>\$ -</b>	<b>\$ 80</b>
<b>Liabilities, preferred stock and stockholders' deficit</b>												
<b>Liabilities</b>												
<b>Current liabilities</b>												
Accounts payable	-	-	-	-	-	-	-	-	-	-	-	-
Accrued expenses	3,964	2,253	895	-	377	-	1,076	1,717	155	43,891	-	-
Current portion of long-term debt	-	-	-	-	-	-	-	-	-	-	-	-
Seller financing - current	-	-	-	-	-	-	-	-	-	-	-	-
Contingent consideration - current	-	-	-	-	-	-	-	-	-	-	-	-
Current operating lease liability	-	-	-	-	-	-	-	-	-	-	-	-
Other current liabilities	-	-	-	-	-	-	-	-	-	-	-	-
Intercompany payables	249,077	697,757	66,109	-	32,512	-	522,945	125,556	2,486	-	-	-
<b>Total current liabilities</b>	<b>253,042</b>	<b>700,011</b>	<b>67,004</b>	<b>-</b>	<b>32,889</b>	<b>-</b>	<b>524,021</b>	<b>127,273</b>	<b>2,642</b>	<b>43,891</b>	<b>-</b>	<b>-</b>
<b>Non-current liabilities</b>												
Long-term debt	-	-	-	-	-	-	-	-	-	-	-	-
Seller financing - long-term	-	-	-	-	-	-	-	-	-	-	-	-
Contingent consideration - long-term	-	-	-	-	-	-	-	-	-	-	-	-
Non-current operating lease liability	-	-	-	-	-	-	-	-	-	-	-	-
Other non-current liabilities	-	-	-	-	-	-	-	-	-	-	-	-
<b>Non-current liabilities</b>	<b>-</b>	<b>-</b>	<b>-</b>	<b>-</b>	<b>-</b>	<b>-</b>	<b>-</b>	<b>-</b>	<b>-</b>	<b>-</b>	<b>-</b>	<b>-</b>
<b>Liabilities subject to compromise</b>	<b>4,313,204</b>	<b>37,097,928</b>	<b>6,023,775</b>	<b>-</b>	<b>6,358,161</b>	<b>-</b>	<b>4,474,182</b>	<b>3,159,515</b>	<b>2,863,579</b>	<b>5,967,353</b>	<b>-</b>	<b>-</b>
<b>Total liabilities</b>	<b>4,566,246</b>	<b>37,797,939</b>	<b>6,090,779</b>	<b>-</b>	<b>6,391,050</b>	<b>-</b>	<b>4,998,203</b>	<b>3,286,789</b>	<b>2,866,221</b>	<b>6,011,244</b>	<b>-</b>	<b>-</b>
<b>Equity</b>												
<b>Total preferred stock</b>												
<b>Total stockholders' deficit attributable to the Co.</b>	<b>2,124,657</b>	<b>(14,659,358)</b>	<b>211,528</b>	<b>-</b>	<b>(414,578)</b>	<b>-</b>	<b>175,467</b>	<b>993,202</b>	<b>615,781</b>	<b>5,084,785</b>	<b>-</b>	<b>80</b>
Noncontrolling interests	-	-	-	-	-	-	-	-	-	-	-	-
<b>Total stockholders' deficit</b>	<b>2,124,657</b>	<b>(14,659,358)</b>	<b>211,528</b>	<b>-</b>	<b>(414,578)</b>	<b>-</b>	<b>175,467</b>	<b>993,202</b>	<b>615,781</b>	<b>5,084,785</b>	<b>-</b>	<b>80</b>
<b>Total liabilities, preferred stock and stockholders' deficit</b>	<b>\$ 6,690,903</b>	<b>\$ 23,138,581</b>	<b>\$ 6,302,307</b>	<b>\$ -</b>	<b>\$ 5,976,472</b>	<b>\$ -</b>	<b>\$ 5,173,670</b>	<b>\$ 4,279,990</b>	<b>\$ 3,482,001</b>	<b>\$ 11,096,028</b>	<b>\$ -</b>	<b>\$ 80</b>

<i>\$USD</i>	Dark Orange Design, Inc.	Daybreak Developments, Inc.	Daylily Dreams, Inc.	Discus Dreams, Inc.	DMD Group Inc	Dots for Spots Ltd	E & I Trading Ltd	E&L Enterprises Limited	ECOM HEIGHTS LLC	Emberglow Ideas, Inc.	Eurypyle, Inc.	Faint Orange Horizon, Inc.
<b>Assets</b>												
<b>Current assets</b>												
Cash and cash equivalents	\$ -	\$ -	\$ -	\$ -	\$ -	\$ -	\$ -	\$ -	\$ -	\$ -	\$ -	559
Receivables, net	6,776	117,246	10,981	789,481	61,669	796,372	(5)	940	184,169	368	12,060	682,856
Inventory	-	-	-	-	(0)	-	73	10	-	-	-	-
Prepaid expenses and other current assets	2,966	4,820	167	-	3,600	1,000	75,392	86,365	1,792	28	455	32,272
Intercompany receivables	7,216,487	73,562,149	3,724,373	12,312,486	46,063,875	13,900,095	2,248,682	2,043,002	24,411,483	579,761	2,517,609	39,213,954
<b>Total current assets</b>	<b>7,226,228</b>	<b>73,684,215</b>	<b>3,735,521</b>	<b>13,101,967</b>	<b>46,129,143</b>	<b>14,697,466</b>	<b>2,324,141</b>	<b>2,130,317</b>	<b>24,597,443</b>	<b>580,157</b>	<b>2,530,124</b>	<b>39,929,641</b>
<b>Non-current assets</b>												
Intercompany loan receivable	-	-	-	-	-	-	-	-	-	-	-	-
Property and equipment, net	-	-	-	-	-	-	-	-	-	-	-	-
Other intangible assets, net	80,682	6,248,459	404,736	4,556,614	8,480,254	3,263,657	214,263	89,856	6,803,916	14,124	-	7,110,465
Goodwill	-	-	-	-	-	-	-	-	-	-	-	-
Other non-current assets	-	-	-	-	(2,856,613)	-	-	-	(2,113,550)	-	-	-
Operating lease right-of-use assets, net	-	-	-	-	-	-	-	-	-	-	-	-
<b>Non-current assets</b>	<b>80,682</b>	<b>6,248,459</b>	<b>404,736</b>	<b>4,556,614</b>	<b>5,623,641</b>	<b>3,263,657</b>	<b>214,263</b>	<b>89,856</b>	<b>4,690,366</b>	<b>14,124</b>	<b>-</b>	<b>7,110,465</b>
<b>Total assets</b>	<b>\$ 7,306,910</b>	<b>\$ 79,932,674</b>	<b>\$ 4,140,257</b>	<b>\$ 17,658,581</b>	<b>\$ 51,752,785</b>	<b>\$ 17,961,123</b>	<b>\$ 2,538,404</b>	<b>\$ 2,220,173</b>	<b>\$ 29,287,809</b>	<b>\$ 594,281</b>	<b>\$ 2,530,124</b>	<b>\$ 47,040,106</b>
<b>Liabilities, preferred stock and stockholders' deficit</b>												
<b>Liabilities</b>												
<b>Current liabilities</b>												
Accounts payable	-	-	-	-	-	-	-	-	-	-	-	2,500
Accrued expenses	6,124	59,108	1,212	-	27,631	438,391	142,121	692	123,137	119	1,691	99,541
Current portion of long-term debt	-	-	-	-	-	-	-	-	-	-	-	-
Seller financing - current	-	-	-	-	-	-	-	-	-	-	-	-
Contingent consideration - current	-	-	-	-	-	-	-	-	-	-	-	-
Current operating lease liability	-	-	-	-	-	-	-	-	-	-	-	-
Other current liabilities	-	-	-	2,500	-	-	-	-	-	-	-	16,666
Intercompany payables	218,579	2,560,286	115,550	-	2,130,145	1,174,161	18,316	13,747	1,473,037	13,416	238,230	4,196,070
<b>Total current liabilities</b>	<b>224,703</b>	<b>2,619,394</b>	<b>116,762</b>	<b>2,500</b>	<b>2,157,776</b>	<b>1,612,552</b>	<b>160,437</b>	<b>14,439</b>	<b>1,596,174</b>	<b>13,535</b>	<b>239,921</b>	<b>4,314,776</b>
<b>Non-current liabilities</b>												
Long-term debt	-	-	-	-	-	-	-	-	-	-	-	-
Seller financing - long-term	-	-	-	-	-	-	-	-	-	-	-	-
Contingent consideration - long-term	-	-	-	-	-	-	-	-	-	-	-	-
Non-current operating lease liability	-	-	-	-	-	-	-	-	-	-	-	-
Other non-current liabilities	-	-	-	-	-	744,104	113,079	77,754	-	-	-	-
<b>Non-current liabilities</b>	<b>-</b>	<b>-</b>	<b>-</b>	<b>-</b>	<b>-</b>	<b>744,104</b>	<b>113,079</b>	<b>77,754</b>	<b>-</b>	<b>-</b>	<b>-</b>	<b>-</b>
<b>Liabilities subject to compromise</b>	<b>8,017,676</b>	<b>74,441,902</b>	<b>4,098,366</b>	<b>4,185,366</b>	<b>48,123,262</b>	<b>13,120,588</b>	<b>2,841,344</b>	<b>2,616,119</b>	<b>18,015,613</b>	<b>612,567</b>	<b>3,382,095</b>	<b>39,193,679</b>
<b>Total liabilities</b>	<b>8,242,379</b>	<b>77,061,297</b>	<b>4,215,128</b>	<b>4,187,866</b>	<b>50,281,038</b>	<b>15,477,245</b>	<b>3,114,859</b>	<b>2,708,312</b>	<b>19,611,787</b>	<b>626,102</b>	<b>3,622,015</b>	<b>43,508,455</b>
<b>Equity</b>												
<b>Total preferred stock</b>												
<b>Total stockholders' deficit attributable to the Co.</b>	<b>(935,469)</b>	<b>2,871,377</b>	<b>(74,871)</b>	<b>13,470,715</b>	<b>1,471,747</b>	<b>2,483,877</b>	<b>(576,455)</b>	<b>(488,138)</b>	<b>9,676,022</b>	<b>(31,821)</b>	<b>(1,091,891)</b>	<b>3,531,651</b>
Noncontrolling interests	-	-	-	-	-	-	-	-	-	-	-	-
<b>Total stockholders' deficit</b>	<b>(935,469)</b>	<b>2,871,377</b>	<b>(74,871)</b>	<b>13,470,715</b>	<b>1,471,747</b>	<b>2,483,877</b>	<b>(576,455)</b>	<b>(488,138)</b>	<b>9,676,022</b>	<b>(31,821)</b>	<b>(1,091,891)</b>	<b>3,531,651</b>
<b>Total liabilities, preferred stock and stockholders' deficit</b>	<b>\$ 7,306,910</b>	<b>\$ 79,932,674</b>	<b>\$ 4,140,257</b>	<b>\$ 17,658,581</b>	<b>\$ 51,752,785</b>	<b>\$ 17,961,123</b>	<b>\$ 2,538,404</b>	<b>\$ 2,220,173</b>	<b>\$ 29,287,809</b>	<b>\$ 594,281</b>	<b>\$ 2,530,124</b>	<b>\$ 47,040,106</b>

<i>USD</i>	Fall Foundations, Inc.	Fawn Foundations, Inc.	Foxy Creations, Inc.	Frosty Dream, Inc.	Fyer Tropics, Inc.	Ginger Cat Creations, Inc.	Ginger Creations, Inc.	Gingersnap Solutions, Inc.	Golden Gate Solutions, Inc.	Golden Kiwifruit Enterprises, Inc.	Goldfish Memories, Inc.	Green Cricket LTD
<b>Assets</b>												
<b>Current assets</b>												
Cash and cash equivalents	\$ -	\$ -	\$ -	\$ -	\$ -	\$ -	\$ -	\$ -	\$ -	\$ -	\$ -	\$ -
Receivables, net	(9)	77,654	31,907	1,510,262	2,734	9,633	4,441	123,014	-	61,365	-	-
Inventory	8	-	(0)	2,100	-	-	-	-	-	250	-	-
Prepaid expenses and other current assets	1	1,715	674	2,492	55	219	77	885	-	2,831	-	-
Intercompany receivables	2,106,520	13,598,638	10,849,352	27,369,077	2,962,787	8,582,813	1,751,467	20,546,730	616,828	44,188,562	-	-
<b>Total current assets</b>	<b>2,106,520</b>	<b>13,678,008</b>	<b>10,881,933</b>	<b>28,883,930</b>	<b>2,965,576</b>	<b>8,592,665</b>	<b>1,755,984</b>	<b>20,670,628</b>	<b>616,828</b>	<b>44,253,008</b>	<b>-</b>	<b>-</b>
<b>Non-current assets</b>												
Intercompany loan receivable	-	-	-	-	-	-	-	-	-	-	-	-
Property and equipment, net	-	-	-	-	-	-	-	-	-	-	-	-
Other intangible assets, net	132,414	2,484,914	438,406	6,983,117	987,926	1,408,008	619,243	1,426,768	237,387	1,326,223	-	-
Goodwill	-	-	-	-	-	-	-	-	-	-	-	-
Other non-current assets	-	-	-	-	-	-	-	-	-	-	-	-
Operating lease right-of-use assets, net	-	-	-	-	-	-	-	-	-	-	-	-
<b>Non-current assets</b>	<b>132,414</b>	<b>2,484,914</b>	<b>438,406</b>	<b>6,983,117</b>	<b>987,926</b>	<b>1,408,008</b>	<b>619,243</b>	<b>1,426,768</b>	<b>237,387</b>	<b>1,326,223</b>	<b>-</b>	<b>-</b>
<b>Total assets</b>	<b>\$ 2,238,934</b>	<b>\$ 16,162,922</b>	<b>\$ 11,320,339</b>	<b>\$ 35,867,048</b>	<b>\$ 3,953,501</b>	<b>\$ 10,000,673</b>	<b>\$ 2,375,228</b>	<b>\$ 22,097,396</b>	<b>\$ 854,215</b>	<b>\$ 45,579,231</b>	<b>\$ -</b>	<b>\$ -</b>
<b>Liabilities, preferred stock and stockholders' deficit</b>												
<b>Liabilities</b>												
<b>Current liabilities</b>												
Accounts payable	-	-	-	-	-	-	-	-	-	-	-	-
Accrued expenses	12	17,275	33,084	213,639	493	3,998	1,138	7,414	-	255,325	-	-
Current portion of long-term debt	-	-	-	-	-	-	-	-	-	-	-	-
Seller financing - current	-	-	-	-	-	-	-	-	-	-	-	-
Contingent consideration - current	-	-	-	-	-	-	-	-	-	-	-	-
Current operating lease liability	-	-	-	-	-	-	-	-	-	-	-	-
Other current liabilities	-	-	-	-	-	-	-	-	-	1,054	-	-
Intercompany payables	358	2,189,338	404,972	5,407,117	47,478	265,459	92,907	785,150	-	1,477,694	-	-
<b>Total current liabilities</b>	<b>370</b>	<b>2,206,612</b>	<b>438,056</b>	<b>5,620,755</b>	<b>47,971</b>	<b>269,457</b>	<b>94,045</b>	<b>792,564</b>	<b>-</b>	<b>1,734,073</b>	<b>-</b>	<b>-</b>
<b>Non-current liabilities</b>												
Long-term debt	-	-	-	-	-	-	-	-	-	-	-	-
Seller financing - long-term	-	-	-	-	-	-	-	-	-	-	-	-
Contingent consideration - long-term	-	-	-	-	-	-	-	-	-	-	-	-
Non-current operating lease liability	-	-	-	-	-	-	-	-	-	-	-	-
Other non-current liabilities	-	-	-	-	-	-	-	-	-	-	-	-
<b>Non-current liabilities</b>	<b>-</b>	<b>-</b>	<b>-</b>	<b>-</b>	<b>-</b>	<b>-</b>	<b>-</b>	<b>-</b>	<b>-</b>	<b>-</b>	<b>-</b>	<b>-</b>
<b>Liabilities subject to compromise</b>	<b>648,290</b>	<b>16,399,954</b>	<b>10,901,200</b>	<b>21,675,570</b>	<b>2,666,829</b>	<b>8,966,986</b>	<b>1,519,752</b>	<b>22,504,498</b>	<b>150</b>	<b>24,048,809</b>	<b>-</b>	<b>-</b>
<b>Total liabilities</b>	<b>648,659</b>	<b>18,606,566</b>	<b>11,339,255</b>	<b>27,296,326</b>	<b>2,714,800</b>	<b>9,236,442</b>	<b>1,613,797</b>	<b>23,297,062</b>	<b>150</b>	<b>25,782,882</b>	<b>-</b>	<b>-</b>
<b>Equity</b>												
<b>Total preferred stock</b>												
<b>Total stockholders' deficit attributable to the Co.</b>	<b>1,590,275</b>	<b>(2,443,645)</b>	<b>(18,916)</b>	<b>8,570,722</b>	<b>1,238,701</b>	<b>764,231</b>	<b>761,431</b>	<b>(1,199,665)</b>	<b>854,065</b>	<b>19,796,348</b>	<b>-</b>	<b>-</b>
Noncontrolling interests	-	-	-	-	-	-	-	-	-	-	-	-
<b>Total stockholders' deficit</b>	<b>1,590,275</b>	<b>(2,443,645)</b>	<b>(18,916)</b>	<b>8,570,722</b>	<b>1,238,701</b>	<b>764,231</b>	<b>761,431</b>	<b>(1,199,665)</b>	<b>854,065</b>	<b>19,796,348</b>	<b>-</b>	<b>-</b>
<b>Total liabilities, preferred stock and stockholders' deficit</b>	<b>\$ 2,238,934</b>	<b>\$ 16,162,922</b>	<b>\$ 11,320,339</b>	<b>\$ 35,867,048</b>	<b>\$ 3,953,501</b>	<b>\$ 10,000,673</b>	<b>\$ 2,375,228</b>	<b>\$ 22,097,396</b>	<b>\$ 854,215</b>	<b>\$ 45,579,231</b>	<b>\$ -</b>	<b>\$ -</b>



\$USD	Habanero Pepper Projects, Inc.	Harley Orange, Inc.	Harvest Charm, Inc.	HiC-Cork Thrasio One Inc.	Hippolyte, Ltd.	Honey Sunset, Inc.	Ideal Monarch, Inc.	Ideastream Consumer Products, LLC	Influencer Ideas, Inc.	Ivory Ideas, Inc.	Jasper Gesture, Inc.	Jiminy LTD
<b>Assets</b>												
<b>Current assets</b>												
Cash and cash equivalents	\$ -	\$ -	\$ -	\$ -	\$ -	\$ -	\$ -	\$ 225,875	\$ -	\$ -	\$ -	\$ -
Receivables, net	(10)	12,660	2,421	61	-	67,115	10,534	5,103,914	3,228	-	(430)	-
Inventory	-	-	0	-	-	1,674	1	11,536,868	-	-	-	-
Prepaid expenses and other current assets	0	1,123	40	1	-	993	50	224,851	-	-	272	-
Intercompany receivables	942,944	4,557,352	1,257,236	699,173	-	21,268,288	1,461,570	30,474,584	808,840	-	5,874,917	-
<b>Total current assets</b>	<b>942,935</b>	<b>4,571,136</b>	<b>1,259,696</b>	<b>699,235</b>	<b>-</b>	<b>21,338,071</b>	<b>1,472,156</b>	<b>47,566,092</b>	<b>812,068</b>	<b>-</b>	<b>5,874,759</b>	<b>-</b>
<b>Non-current assets</b>												
Intercompany loan receivable	-	-	-	-	-	-	-	-	-	-	-	-
Property and equipment, net	-	-	-	-	-	-	-	28,267	-	-	-	-
Other intangible assets, net	(0)	78,482	-	228,275	-	1,393,119	152,745	23,332,704	-	-	523,788	-
Goodwill	-	-	-	-	-	-	-	-	-	-	-	-
Other non-current assets	-	-	-	-	1,200,804,874	-	-	-	-	-	-	-
Operating lease right-of-use assets, net	-	-	-	-	-	-	-	-	-	-	-	-
<b>Non-current assets</b>	<b>(0)</b>	<b>78,482</b>	<b>-</b>	<b>228,275</b>	<b>1,200,804,874</b>	<b>1,393,119</b>	<b>152,745</b>	<b>23,360,970</b>	<b>-</b>	<b>-</b>	<b>523,788</b>	<b>-</b>
<b>Total assets</b>	<b>\$ 942,935</b>	<b>\$ 4,649,617</b>	<b>\$ 1,259,696</b>	<b>\$ 927,510</b>	<b>\$ 1,200,804,874</b>	<b>\$ 22,731,190</b>	<b>\$ 1,624,901</b>	<b>\$ 70,927,062</b>	<b>\$ 812,068</b>	<b>\$ -</b>	<b>\$ 6,398,547</b>	<b>\$ -</b>
<b>Liabilities, preferred stock and stockholders' deficit</b>												
<b>Liabilities</b>												
<b>Current liabilities</b>												
Accounts payable	-	-	-	-	-	-	-	3,215,383	-	-	-	-
Accrued expenses	2	4,076	362	4,770	-	47,980	422	1,725,450	-	-	2,474	-
Current portion of long-term debt	-	-	-	-	-	-	-	-	-	-	-	-
Seller financing - current	-	-	-	-	-	-	-	-	-	-	-	-
Contingent consideration - current	-	-	-	-	-	-	-	-	-	-	-	-
Current operating lease liability	-	-	-	-	-	-	-	-	-	-	-	-
Other current liabilities	-	-	-	-	-	-	-	-	-	-	-	-
Intercompany payables	138	367,104	47,522	2,209	-	1,073,901	39,798	2,638,374	7,116	-	174,388	-
<b>Total current liabilities</b>	<b>140</b>	<b>371,179</b>	<b>47,884</b>	<b>6,979</b>	<b>-</b>	<b>1,121,881</b>	<b>40,221</b>	<b>7,579,208</b>	<b>7,116</b>	<b>-</b>	<b>176,863</b>	<b>-</b>
<b>Non-current liabilities</b>												
Long-term debt	-	-	-	-	-	-	-	-	-	-	-	-
Seller financing - long-term	-	-	-	-	-	-	-	-	-	-	-	-
Contingent consideration - long-term	-	-	-	-	-	-	-	-	-	-	-	-
Non-current operating lease liability	-	-	-	-	-	-	-	-	-	-	-	-
Other non-current liabilities	-	-	-	-	-	-	-	-	-	-	-	-
<b>Non-current liabilities</b>	<b>-</b>	<b>-</b>	<b>-</b>	<b>-</b>	<b>-</b>	<b>-</b>	<b>-</b>	<b>-</b>	<b>-</b>	<b>-</b>	<b>-</b>	<b>-</b>
<b>Liabilities subject to compromise</b>	<b>644,205</b>	<b>5,741,190</b>	<b>1,010,127</b>	<b>344,221</b>	<b>64,286,391</b>	<b>22,824,643</b>	<b>1,342,391</b>	<b>37,758,683</b>	<b>614,302</b>	<b>-</b>	<b>6,031,813</b>	<b>-</b>
<b>Total liabilities</b>	<b>644,345</b>	<b>6,112,370</b>	<b>1,058,011</b>	<b>351,200</b>	<b>64,286,391</b>	<b>23,946,524</b>	<b>1,382,612</b>	<b>45,337,890</b>	<b>621,417</b>	<b>-</b>	<b>6,208,676</b>	<b>-</b>
<b>Equity</b>												
<b>Total preferred stock</b>												
<b>Total stockholders' deficit attributable to the Co.</b>	<b>298,589</b>	<b>(1,462,752)</b>	<b>201,685</b>	<b>576,311</b>	<b>1,136,518,483</b>	<b>(1,215,334)</b>	<b>242,289</b>	<b>25,589,171</b>	<b>190,651</b>	<b>-</b>	<b>189,871</b>	<b>-</b>
Noncontrolling interests	-	-	-	-	-	-	-	-	-	-	-	-
<b>Total stockholders' deficit</b>	<b>298,589</b>	<b>(1,462,752)</b>	<b>201,685</b>	<b>576,311</b>	<b>1,136,518,483</b>	<b>(1,215,334)</b>	<b>242,289</b>	<b>25,589,171</b>	<b>190,651</b>	<b>-</b>	<b>189,871</b>	<b>-</b>
<b>Total liabilities, preferred stock and stockholders' deficit</b>	<b>\$ 942,935</b>	<b>\$ 4,649,617</b>	<b>\$ 1,259,696</b>	<b>\$ 927,510</b>	<b>\$ 1,200,804,874</b>	<b>\$ 22,731,190</b>	<b>\$ 1,624,901</b>	<b>\$ 70,927,062</b>	<b>\$ 812,068</b>	<b>\$ -</b>	<b>\$ 6,398,547</b>	<b>\$ -</b>

<i>\$USD</i>	Joss Solutions 2016 Limited	Jupiter Gesture, Inc.	Khaki Trips, Inc.	KingFisher Creations Inc.	Kitchen Tools Ltd	Koi Creations, Inc.	Lace Decisions, Inc.	Laranja Logistics, Inc.	Latte Logistics, Inc.	Leather Logistics, Inc.	Lemon Logistics, Inc.	Lemur Logistics, Inc.
<b>Assets</b>												
<b>Current assets</b>												
Cash and cash equivalents	\$ -	\$ -	\$ -	\$ -	\$ -	\$ -	\$ -	\$ -	\$ -	\$ -	\$ -	\$ -
Receivables, net	(9)	-	9,138	-	(606)	195,219	6,695	(147)	10,809	(4)	284,574	-
Inventory	-	2,060	-	-	-	-	-	-	-	-	-	-
Prepaid expenses and other current assets	21,246	245,612	549	-	12,483	494	14,196	-	107	-	719	1
Intercompany receivables	489,877	17,749,976	3,709,774	-	937,085	12,773,089	1,875,312	2,256,998	1,335,573	121,323	7,200,700	423,152
<b>Total current assets</b>	<b>511,113</b>	<b>17,997,648</b>	<b>3,719,461</b>	<b>-</b>	<b>948,961</b>	<b>12,968,802</b>	<b>1,896,203</b>	<b>2,256,852</b>	<b>1,346,489</b>	<b>121,319</b>	<b>7,485,993</b>	<b>423,152</b>
<b>Non-current assets</b>												
Intercompany loan receivable	-	-	-	-	-	-	-	-	-	-	-	-
Property and equipment, net	-	-	-	-	-	-	-	-	-	-	-	-
Other intangible assets, net	308,793	-	1,090,081	-	0	1,110,837	489,905	(0)	79,954	-	-	3,075
Goodwill	-	-	-	-	-	-	-	-	-	-	-	-
Other non-current assets	(0)	-	-	-	-	-	-	-	-	-	-	-
Operating lease right-of-use assets, net	-	-	-	-	-	-	-	-	-	-	-	-
<b>Non-current assets</b>	<b>308,792</b>	<b>-</b>	<b>1,090,081</b>	<b>-</b>	<b>0</b>	<b>1,110,837</b>	<b>489,905</b>	<b>(0)</b>	<b>79,954</b>	<b>-</b>	<b>-</b>	<b>3,075</b>
<b>Total assets</b>	<b>\$ 819,906</b>	<b>\$ 17,997,648</b>	<b>\$ 4,809,541</b>	<b>\$ -</b>	<b>\$ 948,961</b>	<b>\$ 14,079,639</b>	<b>\$ 2,386,108</b>	<b>\$ 2,256,852</b>	<b>\$ 1,426,443</b>	<b>\$ 121,319</b>	<b>\$ 7,485,993</b>	<b>\$ 426,228</b>
<b>Liabilities, preferred stock and stockholders' deficit</b>												
<b>Liabilities</b>												
<b>Current liabilities</b>												
Accounts payable	-	-	-	-	310	-	-	-	-	-	-	-
Accrued expenses	98,470	22,885	1,735	-	7,471	209,377	14,771	-	15,434	-	3,449	0
Current portion of long-term debt	-	-	-	-	-	-	-	-	-	-	-	-
Seller financing - current	-	-	-	-	-	-	-	-	-	-	-	-
Contingent consideration - current	-	-	-	-	-	-	-	-	-	-	-	-
Current operating lease liability	-	-	-	-	-	-	-	-	-	-	-	-
Other current liabilities	-	-	-	-	-	-	-	-	-	-	-	-
Intercompany payables	4,461	1,545,567	127,488	-	6,333	1,049,475	64,193	-	111,009	2	487,653	1,557
<b>Total current liabilities</b>	<b>102,931</b>	<b>1,568,452</b>	<b>129,224</b>	<b>-</b>	<b>14,114</b>	<b>1,258,852</b>	<b>78,964</b>	<b>-</b>	<b>126,444</b>	<b>2</b>	<b>491,102</b>	<b>1,557</b>
<b>Non-current liabilities</b>												
Long-term debt	-	-	-	-	-	-	-	-	-	-	-	-
Seller financing - long-term	-	-	-	-	-	-	-	-	-	-	-	-
Contingent consideration - long-term	-	-	-	-	-	-	-	-	-	-	-	-
Non-current operating lease liability	-	-	-	-	-	-	-	-	-	-	-	-
Other non-current liabilities	72,287	-	-	-	81,641	-	-	-	-	-	-	-
<b>Non-current liabilities</b>	<b>72,287</b>	<b>-</b>	<b>-</b>	<b>-</b>	<b>81,641</b>	<b>-</b>	<b>-</b>	<b>-</b>	<b>-</b>	<b>-</b>	<b>-</b>	<b>-</b>
<b>Liabilities subject to compromise</b>	<b>873,060</b>	<b>18,736,750</b>	<b>2,316,167</b>	<b>-</b>	<b>845,773</b>	<b>14,317,949</b>	<b>1,666,554</b>	<b>1,466,539</b>	<b>1,600,376</b>	<b>83,471</b>	<b>10,019,427</b>	<b>403,713</b>
<b>Total liabilities</b>	<b>1,048,278</b>	<b>20,305,201</b>	<b>2,445,391</b>	<b>-</b>	<b>941,528</b>	<b>15,576,802</b>	<b>1,745,519</b>	<b>1,466,539</b>	<b>1,726,820</b>	<b>83,473</b>	<b>10,510,530</b>	<b>405,270</b>
<b>Equity</b>												
<b>Total preferred stock</b>												
<b>Total stockholders' deficit attributable to the Co.</b>	<b>(228,372)</b>	<b>(2,307,553)</b>	<b>2,364,150</b>	<b>-</b>	<b>7,433</b>	<b>(1,497,163)</b>	<b>640,590</b>	<b>790,312</b>	<b>(300,377)</b>	<b>37,846</b>	<b>(3,024,537)</b>	<b>20,958</b>
Noncontrolling interests	-	-	-	-	-	-	-	-	-	-	-	-
<b>Total stockholders' deficit</b>	<b>(228,372)</b>	<b>(2,307,553)</b>	<b>2,364,150</b>	<b>-</b>	<b>7,433</b>	<b>(1,497,163)</b>	<b>640,590</b>	<b>790,312</b>	<b>(300,377)</b>	<b>37,846</b>	<b>(3,024,537)</b>	<b>20,958</b>
<b>Total liabilities, preferred stock and stockholders' deficit</b>	<b>\$ 819,906</b>	<b>\$ 17,997,648</b>	<b>\$ 4,809,541</b>	<b>\$ -</b>	<b>\$ 948,961</b>	<b>\$ 14,079,639</b>	<b>\$ 2,386,108</b>	<b>\$ 2,256,852</b>	<b>\$ 1,426,443</b>	<b>\$ 121,319</b>	<b>\$ 7,485,993</b>	<b>\$ 426,228</b>

<i>\$USD</i>	Levita Holdings, LLC	Lionfish Logistics, Inc.	Lobster Logistics, Inc.	Magenta Peel Solutions, Inc.	Mahogany Movements Inc.	Malt Decisions, Inc.	Mango Movements, Inc.	Mango Wonder, Inc.	Maple Movements, Inc.	Marigold Creations, Inc.	Marmalade Mansions, Inc.	Marmalade Movements, Inc.
<b>Assets</b>												
<b>Current assets</b>												
Cash and cash equivalents	\$ -	\$ -	\$ -	\$ -	\$ -	\$ -	\$ -	\$ -	\$ -	\$ -	\$ -	\$ -
Receivables, net	(1,856)	(2,367)	897	11,844	129,296	25,700	2,949	31,442	17,381	-	-	996
Inventory	4,787	-	-	-	-	1,824	-	-	16	-	-	48
Prepaid expenses and other current assets	113	-	18	327	10,364	144	78	11	398	-	-	39
Intercompany receivables	3,471,487	5,984,667	1,817,633	7,827,481	7,068,565	7,475,932	8,098,359	8,864,762	8,927,033	-	-	1,786,951
<b>Total current assets</b>	<b>3,474,532</b>	<b>5,982,300</b>	<b>1,818,548</b>	<b>7,839,652</b>	<b>7,208,224</b>	<b>7,503,600</b>	<b>8,101,386</b>	<b>8,896,215</b>	<b>8,944,828</b>	<b>-</b>	<b>-</b>	<b>1,788,034</b>
<b>Non-current assets</b>												
Intercompany loan receivable	-	-	-	-	-	-	-	-	-	-	-	-
Property and equipment, net	-	-	-	-	-	-	-	-	-	-	-	-
Other intangible assets, net	-	364,589	200,748	1,995,434	1,354,884	2,111,735	1,060,880	4,211,985	1,162,231	-	-	(0)
Goodwill	-	-	-	-	-	-	-	-	-	-	-	-
Other non-current assets	-	-	-	-	-	-	-	-	-	-	-	-
Operating lease right-of-use assets, net	-	-	-	-	-	-	-	-	-	-	-	-
<b>Non-current assets</b>	<b>-</b>	<b>364,589</b>	<b>200,748</b>	<b>1,995,434</b>	<b>1,354,884</b>	<b>2,111,735</b>	<b>1,060,880</b>	<b>4,211,985</b>	<b>1,162,231</b>	<b>-</b>	<b>-</b>	<b>(0)</b>
<b>Total assets</b>	<b>\$ 3,474,532</b>	<b>\$ 6,346,889</b>	<b>\$ 2,019,295</b>	<b>\$ 9,835,086</b>	<b>\$ 8,563,108</b>	<b>\$ 9,615,335</b>	<b>\$ 9,162,266</b>	<b>\$ 13,108,200</b>	<b>\$ 10,107,060</b>	<b>\$ -</b>	<b>\$ -</b>	<b>\$ 1,788,034</b>
<b>Liabilities, preferred stock and stockholders' deficit</b>												
<b>Liabilities</b>												
<b>Current liabilities</b>												
Accounts payable	-	-	-	-	-	-	-	-	-	-	-	-
Accrued expenses	585	12,644	45	2,305	6,065	4,057	9,501	10,494	3,884	-	-	215
Current portion of long-term debt	-	-	-	-	-	-	-	-	-	-	-	-
Seller financing - current	-	-	-	-	-	-	-	-	-	-	-	-
Contingent consideration - current	-	-	-	-	-	-	-	-	-	-	-	-
Current operating lease liability	-	-	-	-	-	-	-	-	-	-	-	-
Other current liabilities	-	-	-	-	-	-	-	20,357	-	-	-	-
Intercompany payables	50,611	-	13,399	219,699	166,053	405,989	191,981	267,778	341,453	-	-	28,860
<b>Total current liabilities</b>	<b>51,196</b>	<b>12,644</b>	<b>13,444</b>	<b>222,005</b>	<b>172,118</b>	<b>410,046</b>	<b>201,482</b>	<b>298,630</b>	<b>345,337</b>	<b>-</b>	<b>-</b>	<b>29,075</b>
<b>Non-current liabilities</b>												
Long-term debt	-	-	-	-	-	-	-	-	-	-	-	-
Seller financing - long-term	-	-	-	-	-	-	-	-	-	-	-	-
Contingent consideration - long-term	-	-	-	-	-	-	-	-	-	-	-	-
Non-current operating lease liability	-	-	-	-	-	-	-	-	-	-	-	-
Other non-current liabilities	-	-	-	-	-	-	-	-	-	-	-	-
<b>Non-current liabilities</b>	<b>-</b>	<b>-</b>	<b>-</b>	<b>-</b>	<b>-</b>	<b>-</b>	<b>-</b>	<b>-</b>	<b>-</b>	<b>-</b>	<b>-</b>	<b>-</b>
<b>Liabilities subject to compromise</b>	<b>2,717,205</b>	<b>5,045,900</b>	<b>1,803,937</b>	<b>7,593,920</b>	<b>6,204,617</b>	<b>6,244,000</b>	<b>8,112,745</b>	<b>6,698,253</b>	<b>8,977,906</b>	<b>-</b>	<b>-</b>	<b>1,252,085</b>
<b>Total liabilities</b>	<b>2,768,401</b>	<b>5,058,544</b>	<b>1,817,381</b>	<b>7,815,924</b>	<b>6,376,735</b>	<b>6,654,045</b>	<b>8,314,226</b>	<b>6,996,883</b>	<b>9,323,243</b>	<b>-</b>	<b>-</b>	<b>1,281,160</b>
<b>Equity</b>												
<b>Total preferred stock</b>												
<b>Total stockholders' deficit attributable to the Co.</b>	<b>706,131</b>	<b>1,288,345</b>	<b>201,914</b>	<b>2,019,161</b>	<b>2,186,373</b>	<b>2,961,290</b>	<b>848,039</b>	<b>6,111,318</b>	<b>783,817</b>	<b>-</b>	<b>-</b>	<b>506,874</b>
Noncontrolling interests	-	-	-	-	-	-	-	-	-	-	-	-
<b>Total stockholders' deficit</b>	<b>706,131</b>	<b>1,288,345</b>	<b>201,914</b>	<b>2,019,161</b>	<b>2,186,373</b>	<b>2,961,290</b>	<b>848,039</b>	<b>6,111,318</b>	<b>783,817</b>	<b>-</b>	<b>-</b>	<b>506,874</b>
<b>Total liabilities, preferred stock and stockholders' deficit</b>	<b>\$ 3,474,532</b>	<b>\$ 6,346,889</b>	<b>\$ 2,019,295</b>	<b>\$ 9,835,086</b>	<b>\$ 8,563,108</b>	<b>\$ 9,615,335</b>	<b>\$ 9,162,266</b>	<b>\$ 13,108,200</b>	<b>\$ 10,107,060</b>	<b>\$ -</b>	<b>\$ -</b>	<b>\$ 1,788,034</b>

<i>\$USD</i>	Marpesia, Co.	Mars Makers, Inc.	Mauve Monkey, Inc.	Melanippe, Inc.	Melon Movements, Inc.	Meteor Movements, Inc.	Mimosa Movements, Inc.	Modetro Retail Limited	Ochre Organization, Inc.	Old Rust Organization, Inc.	Orange Crush Organization, Inc.	Orange Fantasy, Inc.
<b>Assets</b>												
<b>Current assets</b>												
Cash and cash equivalents	\$ 0	\$ -	\$ -	\$ -	\$ -	\$ -	\$ -	\$ -	\$ -	\$ -	\$ -	\$ -
Receivables, net	91,410	-	(207)	-	9,986	21,749	219,287	7,482	20,897	(2,281)	8,344	42,613
Inventory	28	-	-	-	-	-	-	-	-	-	(84)	-
Prepaid expenses and other current assets	386,354	-	8,420	-	233	956	823	162,428	403	-	1,635	17,655
Intercompany receivables	24,277,818	-	1,054,862	-	6,950,098	16,242,429	6,195,377	5,115,954	6,541,156	8,995,607	42,807,327	102,793
<b>Total current assets</b>	<b>24,755,610</b>	<b>-</b>	<b>1,063,074</b>	<b>-</b>	<b>6,960,317</b>	<b>16,265,133</b>	<b>6,415,487</b>	<b>5,285,865</b>	<b>6,562,456</b>	<b>8,993,326</b>	<b>42,817,222</b>	<b>163,061</b>
<b>Non-current assets</b>												
Intercompany loan receivable	-	-	-	-	-	-	-	-	-	-	-	-
Property and equipment, net	-	-	-	-	-	-	-	-	-	-	-	-
Other intangible assets, net	-	-	108,584	-	1,566,157	941,807	546,884	319,583	644,874	3,312,414	682,337	-
Goodwill	-	-	-	-	-	-	-	-	-	-	-	-
Other non-current assets	-	-	-	-	-	-	-	0	-	-	-	-
Operating lease right-of-use assets, net	-	-	-	-	-	-	-	-	-	-	-	-
<b>Non-current assets</b>	<b>-</b>	<b>-</b>	<b>108,584</b>	<b>-</b>	<b>1,566,157</b>	<b>941,807</b>	<b>546,884</b>	<b>319,583</b>	<b>644,874</b>	<b>3,312,414</b>	<b>682,337</b>	<b>-</b>
<b>Total assets</b>	<b>\$ 24,755,610</b>	<b>\$ -</b>	<b>\$ 1,171,658</b>	<b>\$ -</b>	<b>\$ 8,526,474</b>	<b>\$ 17,206,941</b>	<b>\$ 6,962,370</b>	<b>\$ 5,605,448</b>	<b>\$ 7,207,330</b>	<b>\$ 12,305,739</b>	<b>\$ 43,499,560</b>	<b>\$ 163,061</b>
<b>Liabilities, preferred stock and stockholders' deficit</b>												
<b>Liabilities</b>												
<b>Current liabilities</b>												
Accounts payable	-	-	-	-	-	-	-	-	-	-	-	-
Accrued expenses	9,210	-	3,698	-	1,778	6,797	13,290	556	3,073	176,694	25,399	27,911
Current portion of long-term debt	-	-	-	-	-	-	-	-	-	-	-	-
Seller financing - current	-	-	-	-	-	-	-	-	-	-	-	-
Contingent consideration - current	-	-	-	-	-	-	-	-	-	-	-	-
Current operating lease liability	-	-	-	-	-	-	-	-	-	-	-	-
Other current liabilities	-	-	-	-	-	-	-	-	-	-	-	-
Intercompany payables	928,975	-	33,398	-	235,045	905,722	1,020,422	96,713	227,083	-	976,615	146,790
<b>Total current liabilities</b>	<b>938,185</b>	<b>-</b>	<b>37,096</b>	<b>-</b>	<b>236,823</b>	<b>912,519</b>	<b>1,033,712</b>	<b>97,269</b>	<b>230,156</b>	<b>176,694</b>	<b>1,002,014</b>	<b>174,701</b>
<b>Non-current liabilities</b>												
Long-term debt	-	-	-	-	-	-	-	-	-	-	-	-
Seller financing - long-term	-	-	-	-	-	-	-	-	-	-	-	-
Contingent consideration - long-term	-	-	-	-	-	-	-	-	-	-	-	-
Non-current operating lease liability	-	-	-	-	-	-	-	-	-	-	-	-
Other non-current liabilities	-	-	-	-	-	-	-	-	-	-	-	-
<b>Non-current liabilities</b>	<b>-</b>	<b>-</b>	<b>-</b>	<b>-</b>	<b>-</b>	<b>-</b>	<b>-</b>	<b>-</b>	<b>-</b>	<b>-</b>	<b>-</b>	<b>-</b>
<b>Liabilities subject to compromise</b>	<b>27,489,886</b>	<b>-</b>	<b>1,255,061</b>	<b>-</b>	<b>7,199,232</b>	<b>18,194,936</b>	<b>6,173,430</b>	<b>8,286,106</b>	<b>7,669,172</b>	<b>7,780,123</b>	<b>52,135,523</b>	<b>113,030</b>
<b>Total liabilities</b>	<b>28,428,072</b>	<b>-</b>	<b>1,292,157</b>	<b>-</b>	<b>7,436,055</b>	<b>19,107,455</b>	<b>7,207,143</b>	<b>8,383,375</b>	<b>7,899,328</b>	<b>7,956,817</b>	<b>53,137,536</b>	<b>287,731</b>
<b>Equity</b>												
<b>Total preferred stock</b>												
<b>Total stockholders' deficit attributable to the Co.</b>	<b>(3,672,462)</b>	<b>-</b>	<b>(120,500)</b>	<b>-</b>	<b>1,090,419</b>	<b>(1,900,514)</b>	<b>(244,772)</b>	<b>(2,777,927)</b>	<b>(691,998)</b>	<b>4,348,922</b>	<b>(9,637,977)</b>	<b>(124,670)</b>
Noncontrolling interests	-	-	-	-	-	-	-	-	-	-	-	-
<b>Total stockholders' deficit</b>	<b>(3,672,462)</b>	<b>-</b>	<b>(120,500)</b>	<b>-</b>	<b>1,090,419</b>	<b>(1,900,514)</b>	<b>(244,772)</b>	<b>(2,777,927)</b>	<b>(691,998)</b>	<b>4,348,922</b>	<b>(9,637,977)</b>	<b>(124,670)</b>
<b>Total liabilities, preferred stock and stockholders' deficit</b>	<b>\$ 24,755,610</b>	<b>\$ -</b>	<b>\$ 1,171,658</b>	<b>\$ -</b>	<b>\$ 8,526,474</b>	<b>\$ 17,206,941</b>	<b>\$ 6,962,370</b>	<b>\$ 5,605,448</b>	<b>\$ 7,207,330</b>	<b>\$ 12,305,739</b>	<b>\$ 43,499,560</b>	<b>\$ 163,061</b>

<i>\$USD</i>	Orange Hope, Inc.	Orange Margarita, Inc.	Orange Organization, Inc.	Orange Peach Projects, Inc.	Orange Peel Projects, Inc.	Orange Umbrella Creations, Inc.	Orangutan Organization, Inc.	Oranssi Organization, Inc.	Orythia, Inc.	Oyster Oasis, Inc.	Pantariste, Inc.	Pantone Projects, Inc.
<b>Assets</b>												
<b>Current assets</b>												
Cash and cash equivalents	\$ -	\$ -	\$ -	\$ -	\$ -	\$ -	\$ -	\$ -	\$ 0	\$ -	\$ -	\$ -
Receivables, net	2,631	3,208	5,541	10,729	(193)	1,736	-	19,333	169,550	52,747	2,534	-
Inventory	-	19,327	-	-	-	-	-	(8,063)	(210)	-	-	-
Prepaid expenses and other current assets	362	93	292	943	689	27	-	485	468,267	154	-	0
Intercompany receivables	5,021,803	2,923,280	3,471,854	10,579,175	5,080,620	2,439,305	645,781	10,909,900	114,049,675	3,050,928	632,037	25,728,320
<b>Total current assets</b>	<b>5,024,796</b>	<b>2,945,908</b>	<b>3,477,687</b>	<b>10,590,848</b>	<b>5,081,116</b>	<b>2,441,069</b>	<b>645,781</b>	<b>10,921,654</b>	<b>114,687,281</b>	<b>3,103,830</b>	<b>634,570</b>	<b>25,728,320</b>
<b>Non-current assets</b>												
Intercompany loan receivable	-	-	-	-	-	-	-	-	-	-	-	-
Property and equipment, net	-	-	-	-	-	-	-	-	-	-	-	-
Other intangible assets, net	105,600	469,083	116,743	199,545	515,646	-	302,560	627,613	-	752,058	1,938,145	1,750,164
Goodwill	-	-	-	-	-	-	-	-	-	-	-	-
Other non-current assets	-	-	-	-	-	-	-	-	-	-	-	-
Operating lease right-of-use assets, net	-	-	-	-	-	-	-	-	-	-	-	-
<b>Non-current assets</b>	<b>105,600</b>	<b>469,083</b>	<b>116,743</b>	<b>199,545</b>	<b>515,646</b>	<b>-</b>	<b>302,560</b>	<b>627,613</b>	<b>-</b>	<b>752,058</b>	<b>1,938,145</b>	<b>1,750,164</b>
<b>Total assets</b>	<b>\$ 5,130,396</b>	<b>\$ 3,414,992</b>	<b>\$ 3,594,430</b>	<b>\$ 10,790,392</b>	<b>\$ 5,596,762</b>	<b>\$ 2,441,069</b>	<b>\$ 948,341</b>	<b>\$ 11,549,268</b>	<b>\$ 114,687,281</b>	<b>\$ 3,855,888</b>	<b>\$ 2,572,715</b>	<b>\$ 27,478,484</b>
<b>Liabilities, preferred stock and stockholders' deficit</b>												
<b>Liabilities</b>												
<b>Current liabilities</b>												
Accounts payable	-	-	-	-	-	-	-	-	-	-	-	-
Accrued expenses	2,938	800	1,830	3,546	1,295	3,499	-	2,715	68,267	1,870	10,535	2
Current portion of long-term debt	-	-	-	-	-	-	-	-	-	-	-	-
Seller financing - current	-	-	-	-	-	-	-	-	-	-	-	-
Contingent consideration - current	-	-	-	-	-	-	-	-	-	-	-	-
Current operating lease liability	-	-	-	-	-	-	-	-	-	-	-	-
Other current liabilities	-	-	-	-	1,187	-	-	-	-	-	-	-
Intercompany payables	276,007	71,784	262,502	534,949	11,245	8,737	-	247,359	2,450,251	580,285	0	-
<b>Total current liabilities</b>	<b>278,946</b>	<b>72,584</b>	<b>264,332</b>	<b>538,495</b>	<b>13,726</b>	<b>12,236</b>	<b>-</b>	<b>250,074</b>	<b>2,518,517</b>	<b>582,155</b>	<b>10,535</b>	<b>2</b>
<b>Non-current liabilities</b>												
Long-term debt	-	-	-	-	-	-	-	-	-	-	-	-
Seller financing - long-term	-	-	-	-	-	-	-	-	-	-	-	-
Contingent consideration - long-term	-	-	-	-	-	-	-	-	-	-	-	-
Non-current operating lease liability	-	-	-	-	-	-	-	-	-	-	-	-
Other non-current liabilities	-	-	-	-	-	-	-	-	-	-	-	-
<b>Non-current liabilities</b>	<b>-</b>	<b>-</b>	<b>-</b>	<b>-</b>	<b>-</b>	<b>-</b>	<b>-</b>	<b>-</b>	<b>-</b>	<b>-</b>	<b>-</b>	<b>-</b>
<b>Liabilities subject to compromise</b>	<b>5,619,906</b>	<b>2,905,453</b>	<b>4,639,923</b>	<b>12,160,834</b>	<b>4,168,796</b>	<b>1,953,097</b>	<b>385,883</b>	<b>13,307,811</b>	<b>126,233,288</b>	<b>2,122,089</b>	<b>308,531</b>	<b>20,812,708</b>
<b>Total liabilities</b>	<b>5,898,851</b>	<b>2,978,037</b>	<b>4,904,255</b>	<b>12,699,329</b>	<b>4,182,522</b>	<b>1,965,333</b>	<b>385,883</b>	<b>13,557,885</b>	<b>128,751,805</b>	<b>2,704,244</b>	<b>319,067</b>	<b>20,812,710</b>
<b>Equity</b>												
<b>Total preferred stock</b>												
<b>Total stockholders' deficit attributable to the Co.</b>	<b>(768,456)</b>	<b>436,955</b>	<b>(1,309,825)</b>	<b>(1,908,937)</b>	<b>1,414,240</b>	<b>475,735</b>	<b>562,458</b>	<b>(2,008,618)</b>	<b>(14,064,524)</b>	<b>1,151,644</b>	<b>2,253,648</b>	<b>6,665,774</b>
Noncontrolling interests	-	-	-	-	-	-	-	-	-	-	-	-
<b>Total stockholders' deficit</b>	<b>(768,456)</b>	<b>436,955</b>	<b>(1,309,825)</b>	<b>(1,908,937)</b>	<b>1,414,240</b>	<b>475,735</b>	<b>562,458</b>	<b>(2,008,618)</b>	<b>(14,064,524)</b>	<b>1,151,644</b>	<b>2,253,648</b>	<b>6,665,774</b>
<b>Total liabilities, preferred stock and stockholders' deficit</b>	<b>\$ 5,130,396</b>	<b>\$ 3,414,992</b>	<b>\$ 3,594,430</b>	<b>\$ 10,790,392</b>	<b>\$ 5,596,762</b>	<b>\$ 2,441,069</b>	<b>\$ 948,341</b>	<b>\$ 11,549,268</b>	<b>\$ 114,687,281</b>	<b>\$ 3,855,888</b>	<b>\$ 2,572,715</b>	<b>\$ 27,478,484</b>

<i>USD</i>	Papaya Projects, Inc.	Parchment Principles, Inc.	Peach Projects, Inc.	Peanut Projects, Inc.	Pearoller LTD	Penny Rose Solutions, Inc.	Pennycopper Trading, Inc.	Penthe Company	Persian Projects, Inc.	Persimmon Projects, Inc.	Pizza Projects, Inc.	Poppy Projects, Inc.
<b>Assets</b>												
<b>Current assets</b>												
Cash and cash equivalents	\$ -	\$ -	\$ -	\$ -	\$ -	\$ -	\$ -	\$ -	\$ -	\$ -	\$ -	\$ -
Receivables, net	1,707	-	1,897	-	-	118,492	-	-	153,376	2,028	11,044	-
Inventory	-	-	-	-	-	-	-	-	(253)	-	-	-
Prepaid expenses and other current assets	41	-	163	-	-	69	-	-	4,103	37,481	372	-
Intercompany receivables	2,494,467	-	904,805	-	-	4,911,726	-	-	43,340,871	5,521,562	3,726,097	-
<b>Total current assets</b>	<b>2,496,215</b>	<b>-</b>	<b>906,865</b>	<b>-</b>	<b>-</b>	<b>5,030,288</b>	<b>-</b>	<b>-</b>	<b>43,498,096</b>	<b>5,561,071</b>	<b>3,737,512</b>	<b>-</b>
<b>Non-current assets</b>												
Intercompany loan receivable	-	-	-	-	-	-	-	-	-	-	-	-
Property and equipment, net	-	-	-	-	-	-	-	-	-	-	-	-
Other intangible assets, net	396,027	-	131,588	-	-	1,395,775	-	-	2,075,137	522,829	800,000	-
Goodwill	-	-	-	-	-	-	-	-	-	-	-	-
Other non-current assets	-	-	-	-	-	-	-	-	-	-	-	-
Operating lease right-of-use assets, net	-	-	-	-	-	-	-	-	-	-	-	-
<b>Non-current assets</b>	<b>396,027</b>	<b>-</b>	<b>131,588</b>	<b>-</b>	<b>-</b>	<b>1,395,775</b>	<b>-</b>	<b>-</b>	<b>2,075,137</b>	<b>522,829</b>	<b>800,000</b>	<b>-</b>
<b>Total assets</b>	<b>\$ 2,892,243</b>	<b>\$ -</b>	<b>\$ 1,038,453</b>	<b>\$ -</b>	<b>\$ -</b>	<b>\$ 6,426,063</b>	<b>\$ -</b>	<b>\$ -</b>	<b>\$ 45,573,233</b>	<b>\$ 6,083,900</b>	<b>\$ 4,537,512</b>	<b>\$ -</b>
<b>Liabilities, preferred stock and stockholders' deficit</b>												
<b>Liabilities</b>												
<b>Current liabilities</b>												
Accounts payable	-	-	-	-	-	-	-	-	-	-	-	-
Accrued expenses	634	-	206	-	-	685	-	-	114,646	7,524	1,142	-
Current portion of long-term debt	-	-	-	-	-	-	-	-	-	-	-	-
Seller financing - current	-	-	-	-	-	-	-	-	-	-	-	-
Contingent consideration - current	-	-	-	-	-	-	-	-	-	-	-	-
Current operating lease liability	-	-	-	-	-	-	-	-	-	-	-	-
Other current liabilities	-	-	-	-	-	-	-	-	-	-	-	-
Intercompany payables	48,219	-	48,108	-	-	158,460	-	-	2,933,881	339,803	168,984	-
<b>Total current liabilities</b>	<b>48,853</b>	<b>-</b>	<b>48,314</b>	<b>-</b>	<b>-</b>	<b>159,145</b>	<b>-</b>	<b>-</b>	<b>3,048,527</b>	<b>347,327</b>	<b>170,126</b>	<b>-</b>
<b>Non-current liabilities</b>												
Long-term debt	-	-	-	-	-	-	-	-	-	-	-	-
Seller financing - long-term	-	-	-	-	-	-	-	-	-	-	-	-
Contingent consideration - long-term	-	-	-	-	-	-	-	-	-	-	-	-
Non-current operating lease liability	-	-	-	-	-	-	-	-	-	-	-	-
Other non-current liabilities	-	-	-	-	-	-	-	-	-	-	-	-
<b>Non-current liabilities</b>	<b>-</b>	<b>-</b>	<b>-</b>	<b>-</b>	<b>-</b>	<b>-</b>	<b>-</b>	<b>-</b>	<b>-</b>	<b>-</b>	<b>-</b>	<b>-</b>
<b>Liabilities subject to compromise</b>	<b>2,606,810</b>	<b>-</b>	<b>1,050,790</b>	<b>-</b>	<b>-</b>	<b>4,552,372</b>	<b>-</b>	<b>-</b>	<b>51,479,542</b>	<b>6,949,407</b>	<b>4,527,018</b>	<b>-</b>
<b>Total liabilities</b>	<b>2,655,663</b>	<b>-</b>	<b>1,099,104</b>	<b>-</b>	<b>-</b>	<b>4,711,517</b>	<b>-</b>	<b>-</b>	<b>54,528,069</b>	<b>7,296,733</b>	<b>4,697,144</b>	<b>-</b>
<b>Equity</b>												
<b>Total preferred stock</b>												
<b>Total stockholders' deficit attributable to the Co.</b>	<b>236,579</b>	<b>-</b>	<b>(60,651)</b>	<b>-</b>	<b>-</b>	<b>1,714,546</b>	<b>-</b>	<b>-</b>	<b>(8,954,836)</b>	<b>(1,212,833)</b>	<b>(159,631)</b>	<b>-</b>
Noncontrolling interests	-	-	-	-	-	-	-	-	-	-	-	-
<b>Total stockholders' deficit</b>	<b>236,579</b>	<b>-</b>	<b>(60,651)</b>	<b>-</b>	<b>-</b>	<b>1,714,546</b>	<b>-</b>	<b>-</b>	<b>(8,954,836)</b>	<b>(1,212,833)</b>	<b>(159,631)</b>	<b>-</b>
<b>Total liabilities, preferred stock and stockholders' deficit</b>	<b>\$ 2,892,243</b>	<b>\$ -</b>	<b>\$ 1,038,453</b>	<b>\$ -</b>	<b>\$ -</b>	<b>\$ 6,426,063</b>	<b>\$ -</b>	<b>\$ -</b>	<b>\$ 45,573,233</b>	<b>\$ 6,083,900</b>	<b>\$ 4,537,512</b>	<b>\$ -</b>

<i>\$USD</i>	Portocale Projects, Inc.	Primrose Projects, Inc.	Pro Grade Products Ltd	Prothoe Limited	Pure Chimp Ltd	Radiant Orange, Inc.	Rissav Limited	Rose Bud Creations, Inc.	Rosewood Wish, Inc.	SAFEREST HOLDINGS, LLC	Salmon Solutions, Inc.	Sandcastle Days, Inc.
<b>Assets</b>												
<b>Current assets</b>												
Cash and cash equivalents	\$ -	\$ -	\$ -	\$ (0)	\$ 55,905	\$ -	\$ 11,937	\$ -	\$ -	\$ -	\$ -	\$ -
Receivables, net	2,738	64,031	39,080	17	23,350	8,922	290,805	2,462	271,211	349,623	11,534	-
Inventory	-	-	-	516	-	(0)	846	-	-	4	-	-
Prepaid expenses and other current assets	436	1,565	43,471	24,723	67	628	362,552	181	1,467	32,444	331	-
Intercompany receivables	4,963,543	17,255,336	3,944,160	971,200	3,051,535	8,297,603	7,685,688	5,304,254	36,771,969	103,237,799	3,195,779	-
<b>Total current assets</b>	<b>4,966,717</b>	<b>17,320,932</b>	<b>4,026,711</b>	<b>996,457</b>	<b>3,130,856</b>	<b>8,307,153</b>	<b>8,351,829</b>	<b>5,306,897</b>	<b>37,044,647</b>	<b>103,619,869</b>	<b>3,207,643</b>	<b>-</b>
<b>Non-current assets</b>												
Intercompany loan receivable	-	-	-	-	-	-	-	-	-	-	-	-
Property and equipment, net	-	-	-	-	33,722	-	-	-	-	-	-	-
Other intangible assets, net	-	2,636,929	495,602	-	449,579	1,180,426	943,266	1,623,093	7,411,831	23,384,633	(0)	-
Goodwill	-	-	-	-	-	-	-	-	-	-	-	-
Other non-current assets	-	-	-	-	-	-	0	-	-	-	-	-
Operating lease right-of-use assets, net	-	-	-	-	-	-	-	-	-	-	-	-
<b>Non-current assets</b>	<b>-</b>	<b>2,636,929</b>	<b>495,602</b>	<b>-</b>	<b>483,300</b>	<b>1,180,426</b>	<b>943,266</b>	<b>1,623,093</b>	<b>7,411,831</b>	<b>23,384,633</b>	<b>(0)</b>	<b>-</b>
<b>Total assets</b>	<b>\$ 4,966,717</b>	<b>\$ 19,957,861</b>	<b>\$ 4,522,313</b>	<b>\$ 996,457</b>	<b>\$ 3,614,157</b>	<b>\$ 9,487,580</b>	<b>\$ 9,295,095</b>	<b>\$ 6,929,989</b>	<b>\$ 44,456,478</b>	<b>\$ 127,004,502</b>	<b>\$ 3,207,643</b>	<b>\$ -</b>
<b>Liabilities, preferred stock and stockholders' deficit</b>												
<b>Liabilities</b>												
<b>Current liabilities</b>												
Accounts payable	-	-	-	-	-	-	-	-	-	-	-	-
Accrued expenses	14,826	14,784	54,663	209,818	65,126	4,539	13,926	884	137,941	504,356	1,531	-
Current portion of long-term debt	-	-	-	-	-	-	-	-	-	-	-	-
Seller financing - current	-	-	-	-	-	-	-	-	-	-	-	-
Contingent consideration - current	-	-	-	-	-	-	-	-	-	-	-	-
Current operating lease liability	-	-	-	-	-	-	-	-	-	-	-	-
Other current liabilities	-	-	-	-	-	-	-	-	-	-	-	-
Intercompany payables	236,271	1,040,469	203,534	10,509	135,845	411,280	546,044	137,138	2,369,929	5,606,089	208,572	-
<b>Total current liabilities</b>	<b>251,097</b>	<b>1,055,253</b>	<b>258,197</b>	<b>220,327</b>	<b>200,971</b>	<b>415,819</b>	<b>559,970</b>	<b>138,023</b>	<b>2,507,870</b>	<b>6,110,445</b>	<b>210,103</b>	<b>-</b>
<b>Non-current liabilities</b>												
Long-term debt	-	-	-	-	-	-	-	-	-	-	-	-
Seller financing - long-term	-	-	-	-	-	-	-	-	-	-	-	-
Contingent consideration - long-term	-	-	-	-	-	-	-	-	-	-	-	-
Non-current operating lease liability	-	-	-	-	-	-	-	-	-	-	-	-
Other non-current liabilities	-	-	0	-	38,750	-	-	-	-	-	-	-
<b>Non-current liabilities</b>	<b>-</b>	<b>-</b>	<b>0</b>	<b>-</b>	<b>38,750</b>	<b>-</b>	<b>-</b>	<b>-</b>	<b>-</b>	<b>-</b>	<b>-</b>	<b>-</b>
<b>Liabilities subject to compromise</b>	<b>6,004,954</b>	<b>20,052,952</b>	<b>5,978,694</b>	<b>1,053,058</b>	<b>3,774,166</b>	<b>8,406,488</b>	<b>11,518,754</b>	<b>3,319,562</b>	<b>34,186,959</b>	<b>98,315,682</b>	<b>4,178,700</b>	<b>-</b>
<b>Total liabilities</b>	<b>6,256,051</b>	<b>21,108,205</b>	<b>6,236,892</b>	<b>1,273,385</b>	<b>4,013,886</b>	<b>8,822,306</b>	<b>12,078,724</b>	<b>3,457,585</b>	<b>36,694,829</b>	<b>104,426,127</b>	<b>4,388,803</b>	<b>-</b>
<b>Equity</b>												
<b>Total preferred stock</b>												
<b>Total stockholders' deficit attributable to the Co.</b>	<b>(1,289,334)</b>	<b>(1,150,344)</b>	<b>(1,714,579)</b>	<b>(276,928)</b>	<b>(399,729)</b>	<b>665,273</b>	<b>(2,783,629)</b>	<b>3,472,405</b>	<b>7,761,649</b>	<b>22,578,375</b>	<b>(1,181,160)</b>	<b>-</b>
Noncontrolling interests	-	-	-	-	-	-	-	-	-	-	-	-
<b>Total stockholders' deficit</b>	<b>(1,289,334)</b>	<b>(1,150,344)</b>	<b>(1,714,579)</b>	<b>(276,928)</b>	<b>(399,729)</b>	<b>665,273</b>	<b>(2,783,629)</b>	<b>3,472,405</b>	<b>7,761,649</b>	<b>22,578,375</b>	<b>(1,181,160)</b>	<b>-</b>
<b>Total liabilities, preferred stock and stockholders' deficit</b>	<b>\$ 4,966,717</b>	<b>\$ 19,957,861</b>	<b>\$ 4,522,313</b>	<b>\$ 996,457</b>	<b>\$ 3,614,157</b>	<b>\$ 9,487,580</b>	<b>\$ 9,295,095</b>	<b>\$ 6,929,989</b>	<b>\$ 44,456,478</b>	<b>\$ 127,004,502</b>	<b>\$ 3,207,643</b>	<b>\$ -</b>

<i>\$USD</i>	Sandpaper Solutions, Inc.	Sandsnake Ventures, Inc.	Sandstorm Solutions, Inc.	Sandy Leaf Farm Ltd.	Sapphire Monkey, Inc.	Sasana Group Limited	Scarlet Solutions, Inc.	Scotch Solutions, Inc.	Scouse LTD	Seashell Solutions, Inc.	Sherbert Solutions, Inc.	Shortbread Solutions, Inc.
<b>Assets</b>												
<b>Current assets</b>												
Cash and cash equivalents	\$ -	\$ -	\$ -	\$ -	\$ -	\$ 15,432	\$ -	\$ -	\$ -	\$ -	\$ -	\$ -
Receivables, net	16,819	188,711	91,120	-	76,432	(3,845)	13,919	1,378	-	12,188	-	6,266
Inventory	-	(83,773)	(15)	-	-	161	-	(291)	-	42,341	-	-
Prepaid expenses and other current assets	412	927,473	1,563	-	215,721	3,260	2,288	31	-	365	-	108
Intercompany receivables	11,696,558	220,959,264	40,722,648	-	6,084,527	6,154,419	4,407,452	1,743,219	-	4,814,350	197,080	2,738,308
<b>Total current assets</b>	<b>11,713,789</b>	<b>221,991,675</b>	<b>40,815,316</b>	<b>-</b>	<b>6,376,680</b>	<b>6,169,428</b>	<b>4,423,659</b>	<b>1,744,337</b>	<b>-</b>	<b>4,869,245</b>	<b>197,080</b>	<b>2,744,682</b>
<b>Non-current assets</b>												
Intercompany loan receivable	-	-	-	-	-	-	-	-	-	-	-	-
Property and equipment, net	-	-	-	-	-	-	-	-	-	-	-	-
Other intangible assets, net	2,509,025	45,772,476	2,787,410	-	155,415	423,661	379,985	132,462	-	894,405	(111,309)	128,571
Goodwill	-	-	-	-	-	-	-	-	-	-	-	-
Other non-current assets	-	-	-	-	-	-	-	-	-	-	-	-
Operating lease right-of-use assets, net	-	-	-	-	-	-	-	-	-	-	-	-
<b>Non-current assets</b>	<b>2,509,025</b>	<b>45,772,476</b>	<b>2,787,410</b>	<b>-</b>	<b>155,415</b>	<b>423,661</b>	<b>379,985</b>	<b>132,462</b>	<b>-</b>	<b>894,405</b>	<b>(111,309)</b>	<b>128,571</b>
<b>Total assets</b>	<b>\$ 14,222,814</b>	<b>\$ 267,764,151</b>	<b>\$ 43,602,727</b>	<b>\$ -</b>	<b>\$ 6,532,095</b>	<b>\$ 6,593,089</b>	<b>\$ 4,803,644</b>	<b>\$ 1,876,799</b>	<b>\$ -</b>	<b>\$ 5,763,650</b>	<b>\$ 85,771</b>	<b>\$ 2,873,253</b>
<b>Liabilities, preferred stock and stockholders' deficit</b>												
<b>Liabilities</b>												
<b>Current liabilities</b>												
Accounts payable	-	1,219	-	-	-	(1)	-	-	-	-	-	-
Accrued expenses	2,488	1,070,765	9,329	-	6,503	394,944	3,086	193	-	1,656	-	1,563
Current portion of long-term debt	-	-	-	-	-	-	-	-	-	-	-	-
Seller financing - current	-	-	-	-	-	-	-	-	-	-	-	-
Contingent consideration - current	-	-	-	-	-	-	-	-	-	-	-	-
Current operating lease liability	-	-	-	-	-	-	-	-	-	-	-	-
Other current liabilities	-	-	-	-	-	-	-	-	-	-	-	-
Intercompany payables	301,217	9,714,891	1,196,488	-	394,743	317,503	222,110	23,846	-	245,117	-	143,069
<b>Total current liabilities</b>	<b>303,704</b>	<b>10,786,875</b>	<b>1,205,817</b>	<b>-</b>	<b>401,246</b>	<b>712,446</b>	<b>225,196</b>	<b>24,038</b>	<b>-</b>	<b>246,773</b>	<b>-</b>	<b>144,633</b>
<b>Non-current liabilities</b>												
Long-term debt	-	-	-	-	-	-	-	-	-	-	-	-
Seller financing - long-term	-	-	-	-	-	-	-	-	-	-	-	-
Contingent consideration - long-term	-	-	-	-	-	-	-	-	-	-	-	-
Non-current operating lease liability	-	-	-	-	-	-	-	-	-	-	-	-
Other non-current liabilities	-	-	-	-	-	34,205	-	-	-	-	-	-
<b>Non-current liabilities</b>	<b>-</b>	<b>-</b>	<b>-</b>	<b>-</b>	<b>-</b>	<b>34,205</b>	<b>-</b>	<b>-</b>	<b>-</b>	<b>-</b>	<b>-</b>	<b>-</b>
<b>Liabilities subject to compromise</b>	<b>12,749,117</b>	<b>259,361,844</b>	<b>47,772,891</b>	<b>-</b>	<b>5,309,582</b>	<b>6,756,167</b>	<b>4,404,043</b>	<b>1,747,280</b>	<b>-</b>	<b>4,199,234</b>	<b>164,182</b>	<b>2,589,426</b>
<b>Total liabilities</b>	<b>13,052,821</b>	<b>270,148,719</b>	<b>48,978,708</b>	<b>-</b>	<b>5,710,828</b>	<b>7,502,819</b>	<b>4,629,239</b>	<b>1,771,318</b>	<b>-</b>	<b>4,446,007</b>	<b>164,182</b>	<b>2,734,058</b>
<b>Equity</b>												
<b>Total preferred stock</b>												
<b>Total stockholders' deficit attributable to the Co.</b>	<b>1,169,993</b>	<b>(2,384,568)</b>	<b>(5,375,982)</b>	<b>-</b>	<b>821,267</b>	<b>(909,730)</b>	<b>174,405</b>	<b>105,481</b>	<b>-</b>	<b>1,317,643</b>	<b>(78,411)</b>	<b>139,195</b>
Noncontrolling interests	-	-	-	-	-	-	-	-	-	-	-	-
<b>Total stockholders' deficit</b>	<b>1,169,993</b>	<b>(2,384,568)</b>	<b>(5,375,982)</b>	<b>-</b>	<b>821,267</b>	<b>(909,730)</b>	<b>174,405</b>	<b>105,481</b>	<b>-</b>	<b>1,317,643</b>	<b>(78,411)</b>	<b>139,195</b>
<b>Total liabilities, preferred stock and stockholders' deficit</b>	<b>\$ 14,222,814</b>	<b>\$ 267,764,151</b>	<b>\$ 43,602,727</b>	<b>\$ -</b>	<b>\$ 6,532,095</b>	<b>\$ 6,593,089</b>	<b>\$ 4,803,644</b>	<b>\$ 1,876,799</b>	<b>\$ -</b>	<b>\$ 5,763,650</b>	<b>\$ 85,771</b>	<b>\$ 2,873,253</b>



\$USD	Siberian Tiger Solutions, Inc.	Sockeye Strategies, Inc.	Soft Spice, Inc.	Spicy Solutions, Inc.	Starfish Solutions, Inc.	Strawflower Solutions, Inc.	Sundaze Blaze Solutions, Inc.	Sunflare Solutions, Inc.	Sunflower Saturnalia, Inc.	Sunkiss Solutions, Inc.	Sunny Operations, Inc.	Sunrise Martinis, Inc.
<b>Assets</b>												
<b>Current assets</b>												
Cash and cash equivalents	\$ -	\$ -	\$ -	\$ -	\$ -	\$ -	\$ -	\$ -	\$ -	\$ -	\$ -	\$ -
Receivables, net	-	-	15,030	3,249	2,189	14,416	-	808	-	0	72,844	6,001
Inventory	-	-	-	-	(5)	6	-	-	-	-	-	-
Prepaid expenses and other current assets	-	-	458	63	76	489	-	39	-	3	1,186	42
Intercompany receivables	-	-	5,456,695	1,691,297	1,423,556	17,125,628	-	1,640,338	-	12,211,314	24,801,006	458,591
<b>Total current assets</b>	-	-	5,472,183	1,694,608	1,425,817	17,140,539	-	1,641,185	-	12,211,317	24,875,036	464,634
<b>Non-current assets</b>												
Intercompany loan receivable	-	-	-	-	-	-	-	-	-	-	-	-
Property and equipment, net	-	-	-	-	-	-	-	-	-	-	-	-
Other intangible assets, net	-	-	969,785	140,903	215,021	4,952,316	-	-	-	(20)	730,193	62,241
Goodwill	-	-	-	-	-	-	-	-	-	-	-	-
Other non-current assets	-	-	-	-	-	-	-	-	-	-	-	-
Operating lease right-of-use assets, net	-	-	-	-	-	-	-	-	-	-	-	-
<b>Non-current assets</b>	-	-	969,785	140,903	215,021	4,952,316	-	-	-	(20)	730,193	62,241
<b>Total assets</b>	\$ -	\$ -	\$ 6,441,968	\$ 1,835,511	\$ 1,640,838	\$ 22,092,855	\$ -	\$ 1,641,185	\$ -	\$ 12,211,297	\$ 25,605,229	\$ 526,875
<b>Liabilities, preferred stock and stockholders' deficit</b>												
<b>Liabilities</b>												
<b>Current liabilities</b>												
Accounts payable	-	-	-	-	-	-	-	-	-	-	-	-
Accrued expenses	-	-	2,009	535	436	4,128	-	170	-	5	7,929	512
Current portion of long-term debt	-	-	-	-	-	-	-	-	-	-	-	-
Seller financing - current	-	-	-	-	-	-	-	-	-	-	-	-
Contingent consideration - current	-	-	-	-	-	-	-	-	-	-	-	-
Current operating lease liability	-	-	-	-	-	-	-	-	-	-	-	-
Other current liabilities	-	-	-	-	-	-	-	-	-	-	-	-
Intercompany payables	-	-	251,302	66,295	56,771	333,871	-	31,986	-	16,739	836,547	69,352
<b>Total current liabilities</b>	-	-	253,311	66,830	57,208	337,999	-	32,156	-	16,744	844,477	69,864
<b>Non-current liabilities</b>												
Long-term debt	-	-	-	-	-	-	-	-	-	-	-	-
Seller financing - long-term	-	-	-	-	-	-	-	-	-	-	-	-
Contingent consideration - long-term	-	-	-	-	-	-	-	-	-	-	-	-
Non-current operating lease liability	-	-	-	-	-	-	-	-	-	-	-	-
Other non-current liabilities	-	-	-	-	-	-	-	-	-	-	-	-
<b>Non-current liabilities</b>	-	-	-	-	-	-	-	-	-	-	-	-
<b>Liabilities subject to compromise</b>	-	-	5,509,302	1,904,083	1,418,601	13,266,613	-	2,249,703	-	13,615,250	25,597,226	459,610
<b>Total liabilities</b>	-	-	5,762,613	1,970,912	1,475,809	13,604,612	-	2,281,859	-	13,631,994	26,441,702	529,474
<b>Equity</b>												
<b>Total preferred stock</b>												
<b>Total stockholders' deficit attributable to the Co.</b>	-	-	679,355	(135,401)	165,029	8,488,243	-	(640,674)	-	(1,420,697)	(836,474)	(2,598)
Noncontrolling interests	-	-	-	-	-	-	-	-	-	-	-	-
<b>Total stockholders' deficit</b>	-	-	679,355	(135,401)	165,029	8,488,243	-	(640,674)	-	(1,420,697)	(836,474)	(2,598)
<b>Total liabilities, preferred stock and stockholders' deficit</b>	\$ -	\$ -	\$ 6,441,968	\$ 1,835,511	\$ 1,640,838	\$ 22,092,855	\$ -	\$ 1,641,185	\$ -	\$ 12,211,297	\$ 25,605,229	\$ 526,875

<i>USD</i>	Sunrise Season, Inc.	Sweet Nectar Enterprises, Inc.	Sweet Potato Solutions, Inc.	Tangelo Tendancies, Inc.	Tangerine Ideas, Inc.	Tawny Tasks, Inc.	Tea Rose Risings, Inc.	Teal Monkey, Inc.	Thrasio Australia Holdings Pty Ltd	Thrasio Intermediate Sub, LLC	Thrasio Services, LLC	Thrasio UK Holdings, Ltd
<b>Assets</b>												
<b>Current assets</b>												
Cash and cash equivalents	\$ -	\$ -	\$ -	\$ (0)	\$ -	\$ -	\$ -	\$ -	\$ (0)	\$ -	\$ -	\$ 5,217
Receivables, net	2,962	293,939	12,002	2,327	472	-	1,259	11,827	-	-	7,088	-
Inventory	(476)	-	652	-	-	-	-	-	1,743	-	-	-
Prepaid expenses and other current assets	25,168	1,676	173	79	114	-	467	123	425,124	-	-	254
Intercompany receivables	1,713,078	31,514,039	3,411,233	1,041,190	3,148,607	104,402	6,817,080	4,753,942	609,906	-	14,786	2,432,305
<b>Total current assets</b>	<b>1,740,731</b>	<b>31,809,654</b>	<b>3,424,060</b>	<b>1,043,596</b>	<b>3,149,194</b>	<b>104,402</b>	<b>6,818,806</b>	<b>4,765,892</b>	<b>1,036,772</b>	<b>-</b>	<b>21,874</b>	<b>2,437,776</b>
<b>Non-current assets</b>												
Intercompany loan receivable	-	-	-	-	-	-	-	-	835,097	-	-	-
Property and equipment, net	-	-	-	-	-	-	-	-	-	-	-	-
Other intangible assets, net	286,499	5,735,038	239,662	441,296	-	60,351	617,012	1,825,206	-	-	-	23,871
Goodwill	-	-	-	-	-	-	-	-	-	-	-	-
Other non-current assets	-	-	-	-	-	-	-	-	6,715,980	1,068,359,504	-	85,447,912
Operating lease right-of-use assets, net	-	-	-	-	-	-	-	-	-	-	-	-
<b>Non-current assets</b>	<b>286,499</b>	<b>5,735,038</b>	<b>239,662</b>	<b>441,296</b>	<b>-</b>	<b>60,351</b>	<b>617,012</b>	<b>1,825,206</b>	<b>7,551,077</b>	<b>1,068,359,504</b>	<b>-</b>	<b>85,471,784</b>
<b>Total assets</b>	<b>\$ 2,027,230</b>	<b>\$ 37,544,692</b>	<b>\$ 3,663,722</b>	<b>\$ 1,484,892</b>	<b>\$ 3,149,194</b>	<b>\$ 164,753</b>	<b>\$ 7,435,818</b>	<b>\$ 6,591,098</b>	<b>\$ 8,587,849</b>	<b>\$ 1,068,359,504</b>	<b>\$ 21,874</b>	<b>\$ 87,909,560</b>
<b>Liabilities, preferred stock and stockholders' deficit</b>												
<b>Liabilities</b>												
<b>Current liabilities</b>												
Accounts payable	-	-	-	(0)	-	-	-	-	1,828	-	-	1,299
Accrued expenses	4,460	161,576	1,140	367	332	-	5,171	5,618	31,199	-	-	770,920
Current portion of long-term debt	-	-	-	-	-	-	-	-	-	-	-	-
Seller financing - current	-	-	-	-	-	-	-	-	-	-	-	-
Contingent consideration - current	-	-	-	-	-	-	-	-	-	-	-	-
Current operating lease liability	-	-	-	-	-	-	-	-	-	-	-	-
Other current liabilities	-	-	-	-	-	-	-	-	-	-	-	-
Intercompany payables	30,796	1,621,129	149,704	26,488	218,745	-	333,547	177,747	178,546	-	144	491,798
<b>Total current liabilities</b>	<b>35,256</b>	<b>1,782,705</b>	<b>150,844</b>	<b>26,856</b>	<b>219,077</b>	<b>-</b>	<b>338,719</b>	<b>183,365</b>	<b>211,573</b>	<b>-</b>	<b>144</b>	<b>1,264,018</b>
<b>Non-current liabilities</b>												
Long-term debt	-	-	-	-	-	-	-	-	-	-	-	-
Seller financing - long-term	-	-	-	-	-	-	-	-	-	-	-	-
Contingent consideration - long-term	-	-	-	-	-	-	-	-	-	-	-	-
Non-current operating lease liability	-	-	-	-	-	-	-	-	-	-	-	-
Other non-current liabilities	-	-	-	-	-	-	-	-	-	-	-	-
<b>Non-current liabilities</b>	<b>-</b>	<b>-</b>	<b>-</b>	<b>-</b>	<b>-</b>	<b>-</b>	<b>-</b>	<b>-</b>	<b>-</b>	<b>-</b>	<b>-</b>	<b>-</b>
<b>Liabilities subject to compromise</b>	<b>1,744,099</b>	<b>32,785,197</b>	<b>3,509,901</b>	<b>899,042</b>	<b>3,972,021</b>	<b>42,023</b>	<b>7,187,961</b>	<b>4,775,180</b>	<b>7,398,228</b>	<b>-</b>	<b>1,300</b>	<b>80,330,623</b>
<b>Total liabilities</b>	<b>1,779,355</b>	<b>34,567,902</b>	<b>3,660,745</b>	<b>925,898</b>	<b>4,191,098</b>	<b>42,023</b>	<b>7,526,680</b>	<b>4,958,545</b>	<b>7,609,801</b>	<b>-</b>	<b>1,444</b>	<b>81,594,641</b>
<b>Equity</b>												
<b>Total preferred stock</b>												
<b>Total stockholders' deficit attributable to the Co.</b>	<b>247,875</b>	<b>2,976,790</b>	<b>2,976</b>	<b>558,994</b>	<b>(1,041,904)</b>	<b>122,730</b>	<b>(90,862)</b>	<b>1,632,553</b>	<b>978,049</b>	<b>1,068,359,504</b>	<b>20,431</b>	<b>6,314,919</b>
Noncontrolling interests	-	-	-	-	-	-	-	-	-	-	-	-
<b>Total stockholders' deficit</b>	<b>247,875</b>	<b>2,976,790</b>	<b>2,976</b>	<b>558,994</b>	<b>(1,041,904)</b>	<b>122,730</b>	<b>(90,862)</b>	<b>1,632,553</b>	<b>978,049</b>	<b>1,068,359,504</b>	<b>20,431</b>	<b>6,314,919</b>
<b>Total liabilities, preferred stock and stockholders' deficit</b>	<b>\$ 2,027,230</b>	<b>\$ 37,544,692</b>	<b>\$ 3,663,722</b>	<b>\$ 1,484,892</b>	<b>\$ 3,149,194</b>	<b>\$ 164,753</b>	<b>\$ 7,435,818</b>	<b>\$ 6,591,098</b>	<b>\$ 8,587,849</b>	<b>\$ 1,068,359,504</b>	<b>\$ 21,874</b>	<b>\$ 87,909,560</b>

<i>SUSD</i>	Thrasio, LLC
<b>Assets</b>	
<b>Current assets</b>	
Cash and cash equivalents	\$ 96,814,485
Receivables, net	1,248,822
Inventory	664,136
Prepaid expenses and other current assets	13,628,408
Intercompany receivables	3,582,305,188
<b>Total current assets</b>	<b>3,694,661,038</b>
<b>Non-current assets</b>	
Intercompany loan receivable	88,210,205
Property and equipment, net	11,385,227
Other intangible assets, net	528,071
Goodwill	-
Other non-current assets	1,234,031,891
Operating lease right-of-use assets, net	1,026,593
<b>Non-current assets</b>	<b>1,335,181,987</b>
<b>Total assets</b>	<b>\$ 5,029,843,025</b>
<b>Liabilities, preferred stock and stockholders' deficit</b>	
<b>Liabilities</b>	
<b>Current liabilities</b>	
Accounts payable	678,375
Accrued expenses	13,344,370
Current portion of long-term debt	288,202,295
Seller financing - current	-
Contingent consideration - current	-
Current operating lease liability	-
Other current liabilities	57,865
Intercompany payables	98,302,203
<b>Total current liabilities</b>	<b>400,585,108</b>
<b>Non-current liabilities</b>	
Long-term debt	268
Seller financing - long-term	-
Contingent consideration - long-term	-
Non-current operating lease liability	-
Other non-current liabilities	-
<b>Non-current liabilities</b>	<b>268</b>
<b>Liabilities subject to compromise</b>	<b>3,336,196,639</b>
<b>Total liabilities</b>	<b>3,736,782,016</b>
<b>Equity</b>	
<b>Total preferred stock</b>	<b>-</b>
<b>Total stockholders' deficit attributable to the Co.</b>	<b>1,293,061,010</b>
Noncontrolling interests	-
<b>Total stockholders' deficit</b>	<b>1,293,061,010</b>
<b>Total liabilities, preferred stock and stockholders' deficit</b>	<b>\$ 5,029,843,025</b>