

MORRISON & FOERSTER LLP  
Gary S. Lee  
Lorenzo Marinuzzi  
Todd M. Goren  
Jennifer L. Marines  
Samantha Martin  
1290 Avenue of the Americas  
New York, New York 10104  
Telephone: (212) 468-8000

KRAMER LEVIN NAFTALIS &  
FRANKEL LLP  
Kenneth H. Eckstein  
Douglas H. Mannal  
Stephen D. Zide  
Rachael L. Ringer  
1177 Avenue of the Americas  
New York, New York 10036  
Telephone: (212) 715-9100

Alexandra Steinberg Barrage  
2000 Pennsylvania Avenue, NW  
Washington, DC 20006-1888  
Telephone: (202) 887-1500

*Counsel for the Official Committee of  
Unsecured Creditors*

*Counsel for the Debtors and  
Debtors in Possession*

**UNITED STATES BANKRUPTCY COURT  
SOUTHERN DISTRICT OF NEW YORK**

_____ )	
In re: )	Case No. 12-12020 (MG)
RESIDENTIAL CAPITAL, LLC, <u>et al.</u> , )	Chapter 11
Debtors. )	Jointly Administered
_____ )	

**NOTICE OF FILING OF REVISED JOINT CHAPTER 11 PLAN  
PROPOSED BY RESIDENTIAL CAPITAL, LLC, ET AL. AND  
THE OFFICIAL COMMITTEE OF UNSECURED CREDITORS**

**PLEASE TAKE NOTICE** that on July 3, 2013, the debtors and debtors in possession in the above-captioned cases (collectively, the “**Debtors**”) filed the *Joint Chapter 11 Plan Proposed by Residential Capital, LLC, et al. and the Official Committee of Unsecured Creditors* [Docket 4153] (the “**Plan**”) and on July 4, 2013 the Debtors filed the *Disclosure Statement for the Joint Plan Proposed by Residential Capital, LLC, et al. and the Official Committee of Unsecured Creditors* [Docket No. 4157] (the “**Disclosure Statement**”).



**PLEASE TAKE FURTHER NOTICE** that on August 16, 2013, the debtors and debtors in possession in the above-captioned cases (collectively, the “**Debtors**”) filed the *Revised Disclosure Statement for Joint Chapter 11 Plan Proposed by Residential Capital, LLC, et al. and the Official Committee of Unsecured Creditors* [Docket No. 4733] (the “**Initial Revised Disclosure Statement**”), which includes the *Joint Chapter 11 Plan Proposed by Residential Capital, LLC, et al. and the Official Committee of Unsecured Creditors* as Exhibit 1 to the Initial Revised Disclosure Statement (“**Initial Revised Plan**”).

**PLEASE TAKE FURTHER NOTICE** that the Debtors have revised the Disclosure Statement and Plan to reflect events that have transpired since the filing of the Initial Revised Disclosure Statement, to modify, add, or amend certain language in response to comments received from various parties in interest in the Debtors’ chapter 11 cases, and correct various clerical and typographical errors. A copy of the revised Disclosure Statement (the “**Revised Disclosure Statement**”), which includes the *Joint Chapter 11 Plan Proposed by Residential Capital, LLC, et al. and the Official Committee of Unsecured Creditors* as Exhibit 1 to the Revised Disclosure Statement (“**Revised Plan**”) is attached hereto, including all Exhibits. Blackline versions of the Revised Disclosure Statement and Revised Plan will be filed separately.

**PLEASE TAKE FURTHER NOTICE** that a copy of the Revised Disclosure Statement may be obtained via PACER at <http://www.nysb.uscourts.gov> or from the Debtors’ restructuring website at [www.kccllc.net/rescap](http://www.kccllc.net/rescap).

**PLEASE TAKE FURTHER NOTICE** that a hearing to consider the adequacy of the Revised Disclosure Statement and approve procedures for soliciting votes on the on the Revised Plan is scheduled for **August 21, 2013 at 10:00 a.m. (Prevailing Eastern Time)**, before the

Honorable Martin Glenn, at the United States Bankruptcy Court for the Southern District of New York, Alexander Hamilton Custom House, One Bowling Green, New York, New York 10004-1408, Room 501. This hearing may be continued by the Court or the Debtors without further notice other than by announcement of same in open court and/or by filing and service, as applicable, of a notice of adjournment.

Dated: August 20, 2013

Respectfully submitted,

/s/ Lorenzo Marinuzzi

Gary S. Lee  
Lorenzo Marinuzzi  
Todd M. Goren  
Jennifer L. Marines  
Samantha Martin  
MORRISON & FOERSTER LLP  
1290 Avenue of the Americas  
New York, New York 10104  
Telephone: (212) 468-8000  
Facsimile: (212) 468-7900

-and-

Kenneth H. Eckstein  
Doughlas H. Manna  
Stephen D. Zide  
Rachael L. Ringer  
KRAMER LEVIN NAFTALIS &  
FRANKEL LLP  
1177 Avenue of the Americas  
New York, New York 10036  
Telephone: (212) 715-3280  
Facsimile: (212) 715-8000

*Counsel for the Official Committee of  
Unsecured Creditors*

***THIS PROPOSED DISCLOSURE STATEMENT HAS NOT BEEN APPROVED BY THE BANKRUPTCY COURT AS CONTAINING ADEQUATE INFORMATION UNDER BANKRUPTCY CODE SECTION 1125(b) FOR USE IN THE SOLICITATION OF ACCEPTANCES OR REJECTIONS OF THE CHAPTER 11 PLAN DESCRIBED HEREIN. ACCORDINGLY, THE FILING AND DISSEMINATION OF THIS DISCLOSURE STATEMENT ARE NOT INTENDED TO BE, AND SHOULD NOT IN ANY WAY BE CONSTRUED AS, A SOLICITATION OF VOTES ON THE PLAN, NOR SHOULD THE INFORMATION CONTAINED IN THIS DISCLOSURE STATEMENT BE RELIED ON FOR ANY PURPOSE BEFORE A DETERMINATION BY THE BANKRUPTCY COURT THAT THIS DISCLOSURE STATEMENT CONTAINS ADEQUATE INFORMATION. THE PLAN PROPONENTS RESERVE THE RIGHT TO AMEND OR SUPPLEMENT THIS PROPOSED DISCLOSURE STATEMENT AT OR BEFORE THE HEARING TO CONSIDER THIS DISCLOSURE STATEMENT.***

**UNITED STATES BANKRUPTCY COURT  
SOUTHERN DISTRICT OF NEW YORK**

In re: )  
) Case No. 12-12020 (MG)  
)  
RESIDENTIAL CAPITAL, LLC, et al., ) Chapter 11  
)  
Debtors. ) Jointly Administered  
)

---

**DISCLOSURE STATEMENT FOR THE JOINT CHAPTER 11 PLAN PROPOSED BY  
RESIDENTIAL CAPITAL, LLC, et al. AND THE OFFICIAL COMMITTEE OF  
UNSECURED CREDITORS**

---

MORRISON & FOERSTER LLP  
Gary S. Lee  
Lorenzo Marinuzzi  
Todd M. Goren  
Jennifer L. Marines  
Samantha Martin  
1290 Avenue of the Americas  
New York, New York 10104  
Telephone: (212) 468-8000

KRAMER LEVIN NAFTALIS &  
FRANKEL LLP  
Kenneth H. Eckstein  
Douglas H. Mannal  
Stephen D. Zide  
Rachael L. Ringer  
1177 Avenue of the Americas  
New York, New York 10036  
Telephone: (212) 715-9100

Alexandra Steinberg Barrage  
2000 Pennsylvania Avenue, NW  
Washington, DC 20006-1888  
Telephone: (202) 887-1500

*Counsel for the Official Committee of  
Unsecured Creditors*

*Counsel for the Debtors and  
Debtors in Possession*  
Dated: August 20, 2013  
New York, New York

**IMPORTANT INFORMATION FOR YOU TO READ**

**THE DEADLINE TO VOTE ON THE PLAN IS OCTOBER 21, 2013, AT 7:00 P.M.  
EASTERN TIME.**

**FOR YOUR VOTE TO BE COUNTED, YOUR BALLOT MUST BE ACTUALLY  
RECEIVED BY THE NOTICE AND CLAIMS AGENT BEFORE THE VOTING  
DEADLINE AS DESCRIBED HEREIN.**

**PLEASE BE ADVISED THAT ARTICLE V OF THE PLAN CONTAINS  
RELEASE, EXCULPATION, AND INJUNCTION PROVISIONS. YOU SHOULD  
REVIEW AND CONSIDER THE PLAN CAREFULLY BECAUSE YOUR  
RIGHTS MAY BE AFFECTED THEREUNDER.**

The Plan Proponents are providing the information in this Disclosure Statement to holders of Claims and Equity Interests entitled to vote on the Plan for the purpose of soliciting votes to accept the Plan. **Nothing in this Disclosure Statement may be relied upon or used by any entity for any other purpose.**

This Disclosure Statement may not be deemed as providing any legal, financial, securities, tax, or business advice. The Plan Proponents urge any holder of a Claim or Equity Interest to consult with its own advisors with respect to any such legal, financial, securities, tax, or business advice in reviewing this Disclosure Statement, the Plan, and each of the proposed transactions contemplated thereby. The Bankruptcy Court's approval of the adequacy of disclosures contained in this Disclosure Statement does not constitute the Bankruptcy Court's approval of the merits of the Plan or a guarantee of the accuracy or completeness of the information contained herein. The Plan Proponents have not authorized any entity to give any information about or concerning the Plan other than that which is contained in this Disclosure Statement. The Debtors have not authorized any representations concerning the value of their property other than as set forth in this Disclosure Statement. Any information, representations, or inducements made to obtain acceptance of the Plan, which are other than or inconsistent with the information contained in this Disclosure Statement, in the Plan, or in the Plan Supplement should not be relied upon by any holder of a Claim or Equity Interest entitled to vote to accept or reject the Plan.

The Plan Proponents urge every holder of a Claim or Equity Interest entitled to vote on the Plan to (1) read the entire Disclosure Statement and the Plan carefully, (2) consider all of the information in this Disclosure Statement, including, importantly, the risk factors described in Article IX of this Disclosure Statement, and (3) consult with its own advisors with respect to reviewing this Disclosure Statement, the Plan, all documents annexed hereto or filed in connection herewith, and the proposed transactions contemplated under the Plan **before** deciding whether to vote to accept or reject the Plan.

This Disclosure Statement contains summaries of the Plan, certain statutory provisions, events in the Debtors' Chapter 11 Cases, and certain documents related to the Plan. In the event of any inconsistency or discrepancy between a description in this

Disclosure Statement and the terms and provisions of the Plan or other documents referenced herein, the Plan or such other documents will govern for all purposes. Except where otherwise specifically noted, factual information contained in this Disclosure Statement has been provided by the Debtors' management. The Plan Proponents do not represent or warrant that the information contained herein or annexed hereto is without any material inaccuracy or omission.

Although the Plan Proponents have used their reasonable business judgment to ensure the accuracy of the financial information contained in, or incorporated by reference into, this Disclosure Statement, such financial information has not been and will not be audited or reviewed by the Debtors' independent auditors unless explicitly provided otherwise. The Plan Proponents are generally making the statements and providing the financial information contained in this Disclosure Statement as of the date hereof where feasible, unless otherwise specifically noted. Although the Plan Proponents may subsequently update the information in this Disclosure Statement, the Plan Proponents have no affirmative duty to do so, and parties reviewing this Disclosure Statement should not infer that, at the time of their review, the facts set forth herein have not changed since this Disclosure Statement was filed.

Neither this Disclosure Statement nor the Plan is or should be construed as an admission of fact, liability, stipulation, or waiver. No reliance should be placed on the fact that a particular Claim or projected objection to a particular Claim is, or is not, identified in this Disclosure Statement. The Plan Proponents may seek to investigate, file, and prosecute Claims and may object to Claims after the Confirmation Date or Effective Date of the Plan irrespective of whether this Disclosure Statement identifies any such Claims or objections to Claims.

<b>QUESTIONS AND ADDITIONAL INFORMATION</b>
---

If you would like to obtain copies of this Disclosure Statement, the Plan, or any of the documents annexed hereto or referenced herein, or have questions about the solicitation and voting process or these Chapter 11 Cases generally, please contact the Debtors' notice and claims agent by: (i) visiting <http://www.kccllc.net/rescap>; (ii) writing to Residential Capital, LLC c/o Kurtzman Carson Consultants LLC, 2335 Alaska Ave, El Segundo, CA, 90245; or (iii) calling (888) 251-2914. You may also contact the Creditors' Committee by (i) visiting <http://rescapcommittee.com>; or (ii) calling (212) 715-3280.

**ATTENTION BORROWERS**

SilvermanAcampora LLP has been approved as special borrower counsel to the Creditors' Committee and is available at 866-259-5217 to answer any questions you may have as a Borrower whose loan was originated, sold, consolidated, purchased, and/or serviced by Residential Capital LLC or any of its subsidiaries.

**TABLE OF CONTENTS**

	<b>Page</b>
ARTICLE I. INTRODUCTION AND PLAN SUMMARY .....	1
A. Introduction and Overview .....	1
B. General Information .....	4
C. Overview of Chapter 11 .....	5
D. Summary of Classification and Voting Rights of Allowed Claims and Equity Interests .....	6
E. Summary of Solicitation Package and Voting Instructions.....	15
F. Summary of Treatment of Allowed Claims and Equity Interests .....	16
G. Confirming and Consummating the Plan .....	21
ARTICLE II. THE GLOBAL SETTLEMENT & IMPLEMENTATION OF THE PLAN.....	21
A. The Global Settlement.....	22
B. Settlement of Claims Against Ally and Plan Releases .....	22
C. The Plan Includes a Settlement of RMBS Trust Claims .....	28
D. The Plan Settles the Claims of Certain Monoline Insurers .....	30
E. The Plan Resolves Certain Securities Claims Against the Debtors and Ally.....	34
F. The Plan Resolves the Claims of NJ Carpenters .....	35
G. The Plan Resolves the Claims in the Kessler Class Action .....	36
H. The Plan Establishes a Trust to Allow for Payment in Cash to Holders of Borrower Claims .....	36
I. The Plan Provides Junior Secured Noteholders with Payment in Full.....	38
J. The Plan Resolves Claims of the Senior Unsecured Noteholders and the Senior Unsecured Notes Indenture Trustee .....	39
K. The Plan Resolves Issues Relating to Substantive Consolidation of the Debtors' Estates .....	39
L. The Plan Contains a Compromise of Intercompany Balances and Resolves Subrogation and Other Disputed Intercompany Issues .....	40
M. The Plan Allocates the Estate Assets and Administrative Expenses among Debtor Groups and Creditor Constituencies.....	42
N. Implementation of the Plan.....	44
ARTICLE III. BACKGROUND .....	48



**TABLE OF CONTENTS**

(continued)

	<b>Page</b>
A. The Debtors' Businesses and Operations .....	48
B. The Debtors' Organizational Structure.....	51
C. The Debtors' Assets and Capital Structure.....	51
D. Events Leading to the Filing of the Chapter 11 Cases .....	57
ARTICLE IV. THE CHAPTER 11 CASES.....	66
A. Commencement of the Chapter 11 Cases.....	67
ARTICLE V. OTHER PLAN PROVISIONS .....	113
A. Unclassified Claims .....	114
B. Classification, Treatment, and Voting of Claims and Equity Interests .....	116
C. Establishment of Trusts and Provisions Governing Issuance of Units and Distributions .....	117
D. Cancellation of Securities, Indentures, and Other Documents Evidencing Claims and Equity Interests .....	127
E. Junior Secured Notes; Fees and Expenses .....	128
F. Senior Unsecured Notes; Fees and Expenses .....	128
G. Corporate Action.....	130
H. Dissolution of the Debtors.....	130
I. Exemption from Certain Taxes and Fees .....	131
J. Preservation of Causes of Action .....	131
K. Nonconsensual Confirmation .....	132
L. Treatment of Executory Contracts and Unexpired Leases .....	133
M. Surrender of Existing Publicly Traded Securities .....	136
N. Minimum Distributions; Foreign Exchange Rate; and Other Distribution Limitations.....	137
O. Undeliverable Distributions and Unclaimed Property.....	138
P. Compliance with Tax Requirements .....	138
Q. Setoffs and Recoupment.....	139
R. Interest on Claims.....	139
S. Claims Paid or Payable by Third Parties .....	139

**TABLE OF CONTENTS**  
(continued)

	<b>Page</b>
T. Allowed Unsecured Claims for Which More than One Debtor in a Debtor Group Is Jointly and/or Severally Liable.....	140
U. Distributions Free and Clear.....	140
V. Procedures for Resolving Disputed Claims.....	140
W. Claims Estimation; Allowance .....	141
X. Settlement, Release, Injunction, and Related Provisions .....	143
Y. Conditions Precedent to Confirmation and Consummation of the Plan.....	148
Z. Modification, Revocation, or Withdrawal of the Plan.....	150
AA. Retention of Jurisdiction.....	151
BB. Miscellaneous Plan Provisions .....	152
CC. Plan Supplement.....	156
ARTICLE VI. VOTING PROCEDURES.....	156
A. Voting Deadline.....	156
B. Holders of Claims or Interests Entitled to Vote .....	157
D. Vote Required for Acceptance by a Class .....	159
E. Returning Your Ballot .....	159
ARTICLE VII. RECOVERY ANALYSIS .....	160
ARTICLE VIII. CONFIRMATION OF THE PLAN .....	161
A. Confirmation Hearing.....	161
B. Deadline to Object to Confirmation .....	162
C. Confirmation Standards.....	162
D. Persons to Contact for More Information.....	167
E. Disclaimer.....	167
ARTICLE IX. PLAN-RELATED RISK FACTORS AND ALTERNATIVES TO CONFIRMING THE PLAN.....	168
A. General.....	168
B. Certain Bankruptcy Law Considerations.....	168
C. Considerations Relating to the Units and Recoveries .....	171

**TABLE OF CONTENTS**  
(continued)

	<b>Page</b>
D. Disclosure Statement Disclaimer .....	174
E. Additional Factors to Be Considered .....	176
ARTICLE X. CERTAIN U.S. FEDERAL INCOME TAX CONSEQUENCES OF THE PLAN.....	177
A. Certain U.S. Federal Income Tax Consequences to the Debtors .....	179
B. Certain U.S. Federal Income Tax Consequences to Holders of Allowed Claims.....	180
C. Tax Treatment of the Liquidating Trust and Holders of Beneficial Interests ....	183
D. Treatment of the Disputed Claims Reserve.....	185
E. Tax Treatment of the RMBS Claims Trust, the Private Securities Claims Trust and the Borrower Claims Trust.....	186
ARTICLE XI. SECURITIES LAW MATTERS.....	187
ARTICLE XII. RULES OF INTERPRETATION .....	189
A. Rules of Construction .....	189
B. Computation of Time .....	189
C. Governing Law .....	189
ARTICLE XIII. CONCLUSION AND RECOMMENDATION .....	189

**EXHIBITS**

1. Joint Chapter 11 Plan
2. List of Debtors
3. Organizational Chart
4. Illustrative Unit Issuance Structure
5. Consenting Claimants
6. List of Seven Largest Intercompany Balances
7. Recovery Analysis
8. Liquidation Analysis
9. RMBS Trust Allocation Protocol Methodology
10. JSN's Position on Examiner's Report and Ally's Response
11. List of Payments to be Made Pursuant to the Plan
12. Schedule of Recoveries to the RMBS Trusts
13. Calculation of Recoveries to the RMBS Trusts

**ARTICLE I.**  
**INTRODUCTION AND PLAN SUMMARY**<sup>1</sup>

**A. Introduction and Overview**

The Debtors and the Creditors' Committee<sup>2</sup> (together, the "Plan Proponents") submit this disclosure statement (the "Disclosure Statement") pursuant to Section 1125 of the Bankruptcy Code to holders of Claims against and Equity Interests in the Debtors in connection with the solicitation of acceptances with respect to the *Joint Chapter 11 Plan of Residential Capital, LLC, et al.*, dated July 3, 2013. A copy of the Plan is annexed hereto as Exhibit 1 and incorporated herein by reference.

The purpose of this Disclosure Statement, including the Exhibits annexed hereto, is to provide information of a kind, and in sufficient detail, to enable creditors of the Debtors that are entitled to vote on the Plan to make an informed decision on whether to vote to accept or reject the Plan. This Disclosure Statement contains summaries of the Plan, certain statutory provisions, events in the Chapter 11 Cases and certain documents related to the Plan.<sup>3</sup>

Prior to the Petition Date, the Debtors were a leading originator of residential mortgage loans and, together with their non-Debtor affiliates, the fifth largest servicer of residential mortgage loans in the United States, servicing approximately \$374 billion of domestic<sup>4</sup> residential mortgage loans and working with more than 2.4 million mortgage loans across the United States. On May 14, 2012, each of the Debtors filed a voluntary petition for relief under chapter 11 of the Bankruptcy Code in the Bankruptcy Court for the Southern District of New York. **Neither Ally Financial Inc. (f/k/a GMAC Inc.) ("AFI", and together with its direct and indirect subsidiaries excluding the Debtors, "Ally"),<sup>5</sup> ResCap's indirect parent, nor Ally Bank (f/k/a GMAC Bank),<sup>6</sup> ResCap's affiliate, are Debtors in the Chapter 11 Cases.**

---

<sup>1</sup> This introduction is qualified in its entirety by the more detailed information contained in the Plan and elsewhere in this Disclosure Statement. Capitalized terms used in this Disclosure Statement and not otherwise defined herein shall have the meanings ascribed to such terms in the Plan.

<sup>2</sup> On May 16, 2012, the United States Trustee for the Southern District of New York appointed nine (9) creditors to represent all unsecured creditors in these Chapter 11 Cases on the Creditors' Committee [Docket No. 102]. The Creditors' Committee is comprised of the following creditors: (1) Wilmington Trust, N.A.; (2) Deutsche Bank Trust Company Americas; (3) The Bank of New York Mellon Trust Company, N.A.; (4) MBIA Insurance Corporation; (5) Rowena L. Drennen; (6) AIG Asset Management (U.S.), LLC; (7) U.S. Bank National Association; (8) Allstate Life Insurance Company; and (9) Financial Guaranty Insurance Company.

<sup>3</sup> Reference is made to the Plan and Plan Supplement for the complete terms of the Plan.

<sup>4</sup> Unless otherwise specified, all information regarding the Debtors' mortgage loan operations refers only to domestic operations.

<sup>5</sup> AFI, a bank-holding company regulated by the Board of Governors of the Federal Reserve System, is the parent company of GMAC Mortgage Group, LLC, the intermediate non-Debtor company that owns 100% of ResCap's equity.

<sup>6</sup> Ally Bank is a commercial state chartered bank regulated by the Federal Deposit Insurance Corporation.

The Debtors and the Creditors' Committee, which represents the interests of all unsecured creditors, are co-proponents of the Plan and believe that the Plan is the best means to fairly and efficiently resolve the Debtors' Chapter 11 Cases. Additional parties who support the Plan include parties who hold billions of dollars in claims against the Debtors (the "Consenting Claimants") and Ally, each of which are signatories to that certain plan support agreement dated May 13, 2013 (the "Plan Support Agreement").<sup>7</sup> The Consenting Claimants and Ally represent the majority of the Debtors' largest creditor constituencies. The Debtors' entry into the Plan Support Agreement was approved by the Bankruptcy Court on June 26, 2013 [Docket No. 4098].

The Plan is the culmination of extensive, good faith negotiations guided by the Honorable James M. Peck, a United States Bankruptcy Judge for the Southern District of New York, as mediator (the "Mediator"), among the Debtors, the Creditors' Committee, Ally, and the Consenting Claimants. The terms of the Plan are premised upon Ally's agreement to provide, in addition to the substantial financial and operational support already provided to the Estates throughout the Chapter 11 Cases, an additional contribution of \$2.1 billion in plan funding, comprised of (1) \$1.95 billion in Cash to be paid on the Effective Date of the Plan and (2) the first \$150 million received by Ally for any Directors and Officers or Errors and Omissions claims it pursues against its insurance carriers related to the claims released in connection with the Plan; provided, that Ally guarantees that the Debtors (or the Liquidating Trust) will receive \$150 million on account of such insurance claims, which guarantee shall be payable without defense, objection, or setoff on September 30, 2014 (collectively (1) and (2), the "Ally Contribution") in exchange for the Debtor Release and Third Party Releases. The Ally Contribution represents a near three-fold increase in Plan funding from the prior agreement among the Debtors, Ally, and certain other constituencies that was presented on the Petition Date. In addition, the Plan settles a variety of highly complex disputes that have been a source of contention throughout the Chapter 11 Cases and which, if left unresolved, would have led to years of costly litigation and resulted in significant uncertainty and delays in distributions to creditors. Each of the settlements embodied in the Plan are dependent upon all others and, thus, constitute a global settlement (the "Global Settlement") of the numerous issues resolved under the Plan. Absent the Ally Contribution, the Global Settlement would not be possible. As set forth in further detail in Article II, the Global Settlement embodied in the Plan provides for, among other things:

- 1 A settlement of the size, allocation, and priority of all of the claims asserted by the RMBS Trustees arising from over 1,000 RMBS Trusts, including mortgage loan repurchase claims relating to breach of origination or sale representations and warranties (often referred to as "put-back claims"), cure claims, and servicing-related claims, which comprise the largest disputed claims against the Debtors' Estates, as well as approval of the RMBS Settlement, which was the subject of substantial litigation in the Chapter 11 Cases.

---

<sup>7</sup> Although the Consenting Claimants support the terms of the Plan and the Global Settlement, nothing herein shall constitute a waiver or admission with respect to any of the Claims of the Consenting Claimants. In addition, the Consenting Claimants do not make any representations or warranties as to the accuracy of any of the information contained herein. The Consenting Claimants have not adopted, and may not agree with, the contents of this Disclosure Statement.

- 2 A settlement of the allowance, allocation, and priority of the claims of certain monoline insurers, including MBIA and FGIC, eliminating the need for complex and uncertain litigation concerning the scope and nature of the claims held by these entities and the potential subordination of such claims, separate and apart from the litigation concerning the claims of the RMBS Trusts.
- 3 A settlement of billions of dollars of Private Securities Claims against the Debtors, including claims involving Ally, arising from their structuring, sponsoring, underwriting, and sale of RMBS, eliminating litigation concerning such issues as the validity and value of these claims and their potential subordination pursuant to Section 510 of the Bankruptcy Code. The settlement of the Private Securities Claims is implemented through the establishment of a Private Securities Claims Trust, which will settle and administer distributions to holders of Allowed Private Securities Claims in accordance with the procedures and methodology set forth in the Private Securities Claims Trust Agreement.
- 4 The establishment of a Borrower Claims Trust, which sets a floor of available assets for distributions to Borrowers and provides streamlined procedures for holders of Allowed Borrower Claims to receive distributions in accordance with the procedures and methodology set forth in the Borrower Claims Trust Agreement. The amounts distributed to the holders of Borrower Claims through the Borrower Claims Trust are in addition to approximately \$230 million to be paid by the Debtors outside of the Plan for the benefit of Borrowers through a settlement of the Debtors' foreclosure file review obligations under the Consent Order.
- 5 A resolution of approximately \$1.003 billion in claims held by Wilmington Trust, National Association, in its capacity as indenture trustee for the Senior Unsecured Notes.
- 6 An agreed-upon allocation of Estate assets, including the Ally Contribution, to be distributed via three groups of Debtors (the ResCap Debtors, the GMACM Debtors and the RFC Debtors), the Borrower Claims Trust, the Private Securities Claims Trust, and the NJ Carpenters Claims Distribution.
- 7 An agreed-upon allocation of projected Administrative Claims pursuant to which Administrative Claims will be allocated among the GMACM Debtors and RFC Debtors, but not to the ResCap Debtors.
- 8 Payment in full of all administrative, secured, and priority claims, including the Junior Secured Notes Claim (as determined either by agreement or pursuant to the JSN Adversary Proceeding, discussed in further detail in Article I, Section F below). The payment in full of the Allowed Junior Secured Notes Claims represents an improvement upon the treatment proposed in the pre-petition agreement between the holders of the Junior Secured Notes Claims and the Debtors.

- 9 Subject to the approval of the United States District Court for the Southern District of New York (the “District Court”) and confirmation of the Plan, a settlement of the Allowed Claim amount and distribution to the NJ Carpenters Class Members, whose class was certified for settlement purposes in the NJ Carpenters Class Action.
- 10 A waiver of any Subrogation Claims held by the GMACM Debtors and the RFC Debtors against the ResCap Debtors.
- 11 A compromise of all Intercompany Balances, potential subrogation claims, potential avoidance of historical debt forgiveness, claims relating to failure to charge Debtor entities with allocable expenses, and substantive consolidation.

Notably, as explained in more detail in Article IV.A.10 herein, the conclusions contained in the Report of the Examiner (as each defined below) supports the terms of the Global Settlement.

**THE DEBTORS, THE CREDITORS’ COMMITTEE, ALLY, AND THE CONSENTING CLAIMANTS BELIEVE THAT IMPLEMENTATION OF THE PLAN IS IN THE BEST INTERESTS OF THE DEBTORS AND THEIR CREDITORS. FOR ALL OF THESE REASONS AND THOSE DESCRIBED IN THIS DISCLOSURE STATEMENT, THE PLAN PROPONENTS URGE YOU TO RETURN YOUR BALLOT ACCEPTING THE PLAN BY THE VOTING DEADLINE, (THE DATE BY WHICH YOUR BALLOT MUST BE ACTUALLY RECEIVED), WHICH IS OCTOBER 21, 2013 AT 7:00 P.M. (EASTERN TIME) (the “Voting Deadline”).**

**ARTICLE V OF THE DISCLOSURE STATEMENT AND ARTICLE IX OF THE PLAN CONTAINS RELEASE, EXCULPATION, AND INJUNCTION PROVISIONS. THUS, YOU ARE ADVISED TO REVIEW AND CONSIDER THE PLAN CAREFULLY BECAUSE YOUR RIGHTS MIGHT BE AFFECTED THEREUNDER.**

## **B. General Information**

### **1. Important Information about this Disclosure Statement**

On [●], 2013, the Bankruptcy Court entered an order (the “Disclosure Statement Approval Order”) approving this Disclosure Statement as containing “adequate information,” *i.e.*, information of a kind and in sufficient detail to enable a hypothetical reasonable investor typical of the holders of Claims or Equity Interests to make an informed judgment about the Plan [Docket No. [●]]. This Disclosure Statement is submitted pursuant to Section 1125 of the Bankruptcy Code to holders of Claims against the Debtors in connection with (i) the solicitation of votes on the Plan, and (ii) the hearing scheduled for **November 19, 2013, at 10:00 a.m. (Eastern Time)** (the “Confirmation Hearing”) to consider an order confirming the Plan (the “Confirmation Order”).



The Disclosure Statement Approval Order sets forth, among other things, (i) the deadlines, procedures, and instructions for voting to accept or reject the Plan, and for filing objections to confirmation of the Plan, (ii) the record date for voting purposes, and (iii) the applicable standards for tabulating Ballots. A Ballot for acceptance or rejection of the Plan is enclosed with the copies of this Disclosure Statement submitted to the holders of Claims that are entitled to vote on the Plan. Detailed voting instructions accompany each Ballot. **The last day for a Ballot to be actually received with respect to voting to accept or reject the Plan is the Voting Deadline, October 21, 2013 at 7:00 p.m. (Eastern Time).**

THE DEBTORS, THE CREDITORS' COMMITTEE, ALLY, AND THE CONSENTING CLAIMANTS BELIEVE THAT IMPLEMENTATION OF THE PLAN IS IN THE BEST INTERESTS OF THE DEBTORS AND THEIR CREDITORS. FOR ALL OF THESE REASONS AND THOSE DESCRIBED IN THIS DISCLOSURE STATEMENT, THE PLAN PROPONENTS URGE YOU TO RETURN YOUR BALLOT ACCEPTING THE PLAN BY THE VOTING DEADLINE.

### **C. Overview of Chapter 11**

Under Chapter 11 of the Bankruptcy Code, a debtor may propose to reorganize or liquidate its business and assets subject to the provisions of the Bankruptcy Code. In general, a Chapter 11 plan (i) divides claims and equity interests into separate classes, (ii) specifies the consideration that each class is to receive under the plan, and (iii) contains other provisions necessary to implement the plan. The Bankruptcy Code defines "claims" and "equity security holders" rather than "creditors" and "shareholders;" as a result, this Disclosure Statement speaks in terms of "claims" and "equity interests." Under Section 1124 of the Bankruptcy Code, a class of claims is "impaired" under a plan unless the plan (i) leaves unaltered the legal, equitable, and contractual rights of each holder of a claim in that class, or (ii) to the extent defaults exist, provides for the cure of existing defaults, reinstatement of the maturity of claims in that class, compensates each holder of a claim for any pecuniary damages incurred as a result of reasonable reliance upon the default, and does not otherwise alter the legal, equitable or contractual rights of each holder of a claim in that class.

The commencement of a Chapter 11 case creates an estate that is comprised of all of the legal, contractual, and equitable interests of the debtor as of the commencement date. The Bankruptcy Code provides that a debtor may continue to manage and operate its business and remain in possession of its property as a "debtor-in-possession." The consummation of a plan is a principal objective of a Chapter 11 case. A Chapter 11 plan sets forth the means for satisfying claims against and interests in a debtor and, if appropriate, the future conduct of the debtor's business or the liquidation of the debtor's remaining assets. Confirmation of a plan by the bankruptcy court binds the debtor, any person acquiring property under the plan, and any creditor or equity security holder of a debtor to the terms and provisions of the plan as of the effective date of the plan. Certain holders of claims against and interests in a debtor are permitted to vote to accept or reject the plan. Prior to soliciting acceptances of the proposed plan, Section 1125 of the Bankruptcy Code requires a debtor to prepare a disclosure statement containing adequate information of a kind, and in sufficient detail, to enable a hypothetical reasonable investor to make an informed judgment to accept or reject the plan. The Plan Proponents are distributing

this Disclosure Statement to holders of Claims against and Equity Interests in the Debtors that are expected to receive a distribution under the Plan in satisfaction of the requirements of Section 1125 of the Bankruptcy Code.

#### **D. Summary of Classification and Voting Rights of Allowed Claims and Equity Interests**

The primary purpose of the Plan is to set forth the manner in which the Debtors' assets will be liquidated and allocated and describe how Claims against and Equity Interests in the Debtors will be treated if the Plan is confirmed by the Bankruptcy Court and thereafter consummated on the Effective Date. The Plan creates the following three Debtor groups (each, a "Debtor Group" and collectively, the "Debtor Groups") for ease of describing distributions:<sup>8</sup>

- (i) The "ResCap Debtors," comprised of three (3) sub-Classes, including ResCap, GMAC Residential Holding Company, LLC, and GMAC-RFC Holding Company, LLC;
- (ii) The "GMACM Debtors," comprised of twenty-one (21) sub-Classes, including each of the direct and indirect Debtor subsidiaries of GMAC Residential Holding Company, LLC (including ETS, provided that, in lieu of Class GS-4A, the Plan for ETS contains a sub-Class, Class GS-4B, for ETS Unsecured Claims);<sup>9</sup> and
- (iii) The "RFC Debtors," comprised of twenty-seven (27) sub-Classes, including each of the direct and indirect Debtor subsidiaries of GMAC-RFC Holding Company, LLC.<sup>10</sup>

Only claims (including claims for administrative expenses) and equity interests that are "allowed" may receive distributions under a Chapter 11 plan. An "allowed" claim or equity interest means that the debtors agree, or, in the event of a dispute, that the Bankruptcy Court determines, that the claim or equity interest, including the amount thereof, is in fact a valid obligation of or equity interest in, the debtors. Section 502(a) of the Bankruptcy Code provides that a timely filed, claim or equity interest is "allowed" unless the debtor or another party in interest objects. However, Section 502(b) of the Bankruptcy Code specifies certain claims that may not be "allowed" in a bankruptcy case even if a proof of claim is filed. These include claims that are unenforceable under the governing agreement or applicable non-bankruptcy law, claims for unmatured interest in unsecured and/or undersecured obligations, property tax claims in excess of the debtor's equity in the property, claims for certain services that exceed their reasonable value, nonresidential real property lease and employment contract rejection damage claims in excess of specified amounts, and late-filed claims. In addition, Rule 3003(c)(2) of the Federal Rules of Bankruptcy Procedure (the "Bankruptcy Rules") prohibits the allowance of any

---

<sup>8</sup> Exhibit 3 annexed hereto contains organizational charts detailing the Debtor entities.

<sup>9</sup> Prior to the Asset Sales (defined herein), the GMACM Debtors were primarily responsible for conducting the Debtors' business operations, including originating, brokering, and servicing loans.

<sup>10</sup> Prior to the Asset Sales, the RFC Debtors were primarily the private issuers of mortgage-backed and home equity loan asset-backed securities and master servicer for many of the securitizations.

claim or equity interest that either is not listed on the debtor's schedules or is listed as disputed, contingent, or unliquidated if the holder has not filed a proof of claim or equity interest before the deadline to file proofs of claim and equity interests.

The Bankruptcy Code also requires that, for purposes of treatment and voting, a Chapter 11 plan categorize the different claims against, and equity interests in, the debtors into separate classes based upon their legal nature. Claims of a substantially similar legal nature are typically classified together, as are equity interests of a substantially similar legal nature. Because an entity may hold multiple claims and/or equity interests that give rise to different legal rights, the holders of such claims and/or equity interests may find themselves as members of multiple classes of claims and/or equity interests.

Under the provisions of the Bankruptcy Code, not all parties in interest are entitled to vote on a Chapter 11 plan. For example, pursuant to Section 1126(f) of the Bankruptcy Code, holders of claims and interests that are unimpaired by a plan are presumed to accept such plan and, therefore, are not entitled to vote. Additionally, pursuant to Bankruptcy Code Section 1126(g), holders of claims or interests receiving no distributions under a plan are presumed to have rejected such plan and are not entitled to vote.

As set forth in Article III of the Plan and in accordance with Sections 1122 and 1123(a)(1) of the Bankruptcy Code, all Claims and Equity Interests, other than Administrative Expense Claims and Priority Tax Claims, are classified in the Classes set forth in Article III of the Plan for all purposes, including voting, Confirmation, and distributions pursuant to the Plan and in connection with Sections 1122 and 1123(a)(1) of the Bankruptcy Code.<sup>11</sup> A Claim or Equity Interest is classified in a particular Class only to the extent that the Claim or Equity Interest qualifies within the description of that Class and is classified in other Classes to the extent that any portion of the Claim or Equity Interest qualifies within the description of such other Classes. A Claim or Equity Interest is also classified in a particular Class for the purpose of receiving distributions pursuant to the Plan only to the extent that such Claim or Equity Interest is an Allowed Claim or Allowed Equity Interest in that Class and has not been paid, released, or otherwise satisfied prior to the Effective Date. Section 1129(a)(10) of the

---

<sup>11</sup> The allowance, classification, and treatment of all Allowed Claims and Equity Interests and the respective distributions and treatments under the Plan take into account the relative priority and rights of the Claims and Equity Interests in each Class in connection with any contractual, legal, and equitable subordination rights relating thereto, whether arising under general principles of equitable subordination, Section 510(b) of the Bankruptcy Code, or otherwise. The Plan Proponents or the Liquidating Trust (and the Borrower Trust with respect to Borrower Claims), as applicable, reserve the right to re-classify any Allowed Claim or Equity Interest other than the Consenting Claimants' Allowed Claims, the NJ Carpenters Claims (assuming the NJ Carpenters Approval), the Allowed Private Securities Claims, and the Ally Claims, in accordance with any contractual, legal, or equitable subordination relating thereto under the Bankruptcy Code, subject to further order of the Bankruptcy Court. An initial list of Claims proposed to be subordinated under the Plan shall be set forth in the Plan Supplement, without prejudice to the right of the Plan Proponents or Liquidating Trust (and the Borrower Trust with respect to Borrower Claims), as the case may be, to seek to subordinate additional Claims. Subordinated Claims shall not receive a distribution under the Plan until all senior Allowed Claims are paid in full. In connection with the subordination of the FHFA's Claims, the Plan Proponents shall either include FHFA on the list of Claims to be submitted with the Plan Supplement, or may seek to subordinate the FHFA's Claim by separate adversary proceeding.

Bankruptcy Code shall be satisfied for the purposes of Confirmation by acceptance of the Plan by an Impaired Class of Claims; provided, however, that in the event no holder of a Claim with respect to a specific Class for a particular Debtor timely submits a Ballot indicating acceptance or rejection of the Plan, such Class will be presumed to have accepted the Plan.<sup>12</sup> Within each Debtor Group, holders of Allowed Claims entitled to vote on the Plan will vote within the applicable Debtor sub-Class.<sup>13</sup>

Your ability to vote and your distribution under the Plan, if any, depends on the type of Claim or Interest you hold. As set forth in Article III of the Plan, Claims in Classes R-3, R-4, R-5, R-6, R-7, R-8, R-11, GS-3, GS-4, GS-5, GS-6, GS-7, RS-3, RS-4, RS-5, RS-6, RS-7, RS-8, and RS-11 are impaired and entitled to vote on the Plan. All other Classes of Claims (Classes R-1, R-2, R-9, R-10, R-12, GS-1, GS-2, GS-8, GS-9, GS-10, RS-1, RS-2, RS-9, and RS-10), are not entitled to vote on the Plan because the Claims or Equity Interests in those classes are either unimpaired and presumed to accept the Plan, or are receiving no distributions under the Plan and are presumed to reject the plan.

The following charts summarize the classification, treatment, and voting rights of Claims against and Equity Interests in the Debtors and the potential distributions to holders of Allowed Claims and Equity Interests under the Plan, in accordance with the creation of the three Debtor Groups discussed above:<sup>14</sup>

---

<sup>12</sup> Certain parties have argued that this presumption is impermissible. The Plan Proponents disagree, as this approach has been approved by the Bankruptcy Court in prior cases, as well as other cases in the Southern District of New York and elsewhere. Courts have concluded that such a provision is consistent with the Bankruptcy Code and thus valid and enforceable. If necessary, the Plan Proponents will demonstrate in connection with confirmation of the Plan that this provision is appropriate.

<sup>13</sup> Any Class of Claims or Equity Interests that, as of the commencement of the Confirmation Hearing, does not have at least one holder of a Claim or Equity Interest that is Allowed in an amount greater than zero for voting purposes shall be considered vacant, deemed eliminated from the Plan for purposes of voting to accept or reject the Plan, and disregarded for purposes of determining whether the Plan satisfies Section 1129(a)(8) of the Bankruptcy Code with respect to that Class.

<sup>14</sup> These charts contain a summary of the classification and treatment of Allowed Claims and Equity Interests. Reference should be made to the entire Disclosure Statement and the Plan for a complete description of the classification and treatment of Allowed Claims and Equity Interests. The Estimated Aggregate Allowed Claim Amounts at each of the Debtor Groups reflects the Debtors' current estimations based on the analysis of the validity and priority of Claims against each Debtor Group, after taking into account pending and/or anticipated Claims objections. As discussed herein in Article IV.A.19, numerous objections to Claims are currently pending, and the Debtors expect that a number of Claims will remain disputed, contingent or unliquidated as of the Effective Date. As discussed in Article II.N.5, the Debtors will establish a Disputed Claims Reserve for such Claims and, to the extent Disputed Claims become Allowed in excess of the Debtors' estimates, the aggregate Allowed Claims against each Debtor Group will be greater than what the Debtors estimate in Article I.D of the Disclosure Statement, certain holders of Claims may not receive a recovery, and the estimated recovery percentages for Claims against the Debtor Groups will on average decrease. All Estimated Aggregate Allowed Claim Amounts are reflected in millions of dollars.

**ALL DEBTORS**  
 (\$ in Millions)

CLASS	TYPE OF CLAIM OR EQUITY INTEREST	TREATMENT	VOTING RIGHTS	ESTIMATED AGGREGATE ALLOWED AMOUNT	ESTIMATED PERCENTAGE RECOVERY UNDER CH. 7 LIQUIDATION	ESTIMATED RECOVERY UNDER PLAN
	Administrative Expense Claims	Unclassified	Non-Voting	300.00 – 400.00	100.0%	100.0%
	Priority Tax Claims	Unclassified	Non-Voting	5.31	100.0%	100.0%

**RESCAP DEBTORS**  
 (\$ in Millions)

CLASS	TYPE OF CLAIM OR EQUITY INTEREST	TREATMENT	VOTING RIGHTS	ESTIMATED AGGREGATE ALLOWED AMOUNT	ESTIMATED PERCENTAGE RECOVERY UNDER CH. 7 LIQUIDATION	ESTIMATED RECOVERY UNDER PLAN <sup>15</sup>
R-1	Other Priority Claims	Unimpaired	Presumed to Accept	N/A	N/A	N/A
R-2	Other Secured Claims	Unimpaired	Presumed to Accept	0.01	100.0%	100.0%

<sup>15</sup> The Debtors and the Creditors' Committee believe that the Junior Secured Noteholders are undersecured and therefore not entitled to any post-petition interest on account of their Claims. In contrast, the holders of the Junior Secured Notes Claims assert that they are oversecured and have been accruing post-petition interest since the Petition Date. The Junior Secured Noteholders assert that they will have accrued post-petition interest in the amount of approximately \$330 million by November 30, 2013 on account of their secured claims. This estimate of accrued post-petition interest includes default interest at a rate of 10.625% (a rate disputed by the Debtors and the Creditors' Committee). As described in greater detail in Article IV.A Section 20 below, the issues of whether the Junior Secured Notes are over or undersecured will be addressed in the JSN Adversary Proceeding or at the Confirmation Hearing. In these charts, the low end of the "Estimated Recovery Under Plan" for the Junior Secured Noteholders, and the high end of such column for all other creditors, assumes the Debtors and the Creditors' Committee are completely successful in the JSN Adversary Proceeding, resulting in Junior Secured Notes Claims in the aggregate amount of \$1.846 billion (representing principal and prepetition accrued and unpaid interest, reduced to reflect the disallowance of unamortized original issue discount ("OID"), as of the Petition Date) and no post-petition interest. The high end of the "Estimated Recovery Under Plan" for the Junior Secured Noteholders, and the low end of such column for all other creditors, assumes the Junior Secured Parties are completely successful in the JSN Adversary Proceeding and reflects the Junior Secured Notes Claims in the aggregate amount of \$2.553 billion (representing principal and prepetition accrued and unpaid interest, as of the Petition Date without the disallowance of OID, plus post-petition interest and fees of an additional \$330 million).

CLASS	TYPE OF CLAIM OR EQUITY INTEREST	TREATMENT	VOTING RIGHTS	ESTIMATED AGGREGATE ALLOWED AMOUNT	ESTIMATED PERCENTAGE RECOVERY UNDER CH. 7 LIQUIDATION	ESTIMATED RECOVERY UNDER PLAN <sup>15</sup>
R-3 <sup>16</sup>	Junior Secured Notes Claims	Impaired/ Unimpaired	Presumed to Accept/ Entitled to Vote	1,846.00-2,553.00 <sup>17</sup>	70.3% - 77.0%	100.0% - 100.0%
R-4	ResCap Unsecured Claims <sup>18</sup>	Impaired	Entitled to Vote	2,060.44	0.1% - 0.2%	31.5% - 41.9%
R-5	Borrower Claims	Impaired	Entitled to Vote	N/A	N/A	N/A
R-6	Private Securities Claims	Impaired	Entitled to Vote	N/A	0.0% - 0.1%	N/A
R-7	NJ Carpenters Claims	Impaired	Entitled to Vote	N/A	0.0% - 0.1%	N/A
R-8	General Unsecured Convenience Claims	Impaired	Entitled to Vote	0.30	0.1% - 0.2%	36.3%

<sup>16</sup> Recovery rates for the Junior Secured Notes are shown on a consolidated basis. The Junior Secured Noteholders are impaired at certain Debtor entities where the Debtors have issued or guaranteed the Junior Secured Notes and may be liable for post-petition interest, subject to the outcome of the JSN Adversary Proceeding. The Junior Secured Noteholders are unimpaired at certain Debtor entities where the Debtors are not issuers or guarantors of such debt; rather, these Debtor entities have pledged specific assets as collateral, and the Junior Secured Noteholders will receive such collateral (*i.e.*, Cash) under the Plan. Specifically, the Junior Secured Noteholders are impaired and entitled to vote on the Plan at all of the ResCap Debtors.

<sup>17</sup> The claims and liens of the Junior Secured Noteholders against each of the Debtor Groups currently are the subject of litigation before the Bankruptcy Court in the JSN Adversary Proceeding. As part of the JSN Adversary Proceeding, the Creditors' Committee is seeking the disallowance under section 502(b)(2) of the Bankruptcy Code of approximately \$377 million of the Junior Secured Notes Claims as unamortized OID as of the Petition Date. In these charts, the low end of the "Estimated Aggregate Allowed Amount" assumes the Creditors' Committee is successful in seeking the disallowance of the OID and the Junior Secured Noteholders are found to be undersecured by the Bankruptcy Court, resulting in Junior Secured Notes Claims in the aggregate amount of \$1.846 billion (representing principal and prepetition accrued and unpaid interest, reduced to reflect the disallowance of OID, as of the Petition Date). The high end of the "Estimated Aggregate Allowed Amount" assumes the Creditors' Committee is unsuccessful in seeking such disallowance and the Junior Secured Noteholders are found to be fully oversecured by the Bankruptcy Court, resulting in Junior Secured Notes Claims in the aggregate amount of \$2.553 billion (representing principal and prepetition accrued and unpaid interest, as of the Petition Date without the disallowance of OID, plus post-petition interest and fees of an additional \$330 million).

<sup>18</sup> ResCap Unsecured Claims consist of: (i) the Senior Unsecured Notes Claims in the Allowed Amount of \$1.003 billion; (ii) MBIA's Claim in the Allowed Amount of \$719 million; (iii) FGIC's Claim in the Allowed Amount of \$337.5 million; and (iv) other General Unsecured Claims, which are assumed to be in the amount of \$916,000.

CLASS	TYPE OF CLAIM OR EQUITY INTEREST	TREATMENT	VOTING RIGHTS	ESTIMATED AGGREGATE ALLOWED AMOUNT	ESTIMATED PERCENTAGE RECOVERY UNDER CH. 7 LIQUIDATION	ESTIMATED RECOVERY UNDER PLAN <sup>15</sup>
R-9	Intercompany Balances	Impaired	Presumed to Reject	N/A	N/A	N/A
R-10	Equity Interests	Impaired	Presumed to Reject	N/A	N/A	N/A
R-11	FHFA Claims	Impaired	Entitled to Vote <sup>19</sup>	N/A	0.0% - 0.1%	N/A
R-12	Revolving Credit Facility Claims	Impaired	Entitled to Vote	N/A	100.0%	N/A

**GMACM DEBTORS**  
 (\$ in Millions)

CLASS	TYPE OF CLAIM OR EQUITY INTEREST	TREATMENT	VOTING RIGHTS	ESTIMATED AGGREGATE ALLOWED AMOUNT	ESTIMATED PERCENTAGE RECOVERY UNDER CH. 7 LIQUIDATION	ESTIMATED RECOVERY UNDER PLAN <sup>20</sup>
GS-1	Other Priority Claims	Unimpaired	Presumed to Accept	0.13	100.0%	100.0%
GS-2	Other Secured Claims	Unimpaired	Presumed to Accept	0.04	100.0%	100.0%
GS-3 <sup>21</sup>	Junior Secured Notes Claims	Impaired/ Unimpaired	Presumed to Accept/ Entitled to Vote	1,846.00 - 2,553.00	70.3% - 77.0%	100.0% - 100.0%

<sup>19</sup> Holders of FHFA Claims are entitled to vote to accept or reject the Plan; provided, that if the Bankruptcy Court determines that the FHFA Claims are subject to subordination under section 510(b) of the Bankruptcy Code such that holders of Allowed FHFA Claims against the GMACM Debtors are not entitled to receive a distribution under the Plan, then holders of Allowed FHFA Claims will be deemed to reject the Plan and such votes will not be counted.

<sup>20</sup> See *supra* note 15 for a discussion of the estimated recoveries of the Junior Secured Noteholders and the impact thereof on all recoveries under the Plan.

<sup>21</sup> Recovery rates for the Junior Secured Notes are shown on a consolidated basis. The Junior Secured Noteholders are impaired at certain Debtor entities where the Debtors have issued or guaranteed the Junior Secured Notes and may be liable for post-petition interest, subject to the outcome of the JSN Adversary Proceeding. The Junior Secured Noteholders are unimpaired at certain Debtor entities where the Debtors are not issuers or guarantors of such debt; rather, these Debtor entities have pledged specific assets as collateral, and the Junior Secured Noteholders will receive such collateral (*i.e.*, Cash) under the Plan. The Junior Secured Noteholders are impaired and entitled to vote on the Plan at the following GMACM Debtors: GMACM; they

GS-4A	GMACM Unsecured Claims <sup>22</sup>	Impaired	Entitled to Vote	2,205.07	6.3% - 8.1%	26.0% - 34.7%
GS-4B	ETS Unsecured Claims <sup>23</sup>	Impaired	Entitled to Vote	4.9	100%	100%
GS-5 <sup>24</sup>	Borrower Claims	Impaired	Entitled to Vote	88.57	6.3% - 8.1%	30.1%
GS -6 <sup>25</sup>	Private Securities Claims	Impaired	Entitled to Vote	N/A	0.0% - 6.3%	N/A
GS -7	General Unsecured Convenience Claims	Impaired	Entitled to Vote	2.50	6.3% - 8.1%	30.1%
GS -8	Intercompany Balances	Impaired	Presumed to Reject	N/A	N/A	N/A
GS -9	Equity Interests	Impaired	Presumed to Reject	N/A	N/A	N/A

---

are unimpaired and presumed to accept the Plan at the following GMACM Debtors: Passive Asset Transactions, LLC; Residential Mortgage Real Estate Holdings, LLC; Home Connects Lending Services, LLC; GMACR Mortgage Products, LLC; ditech, LLC; Residential Consumer Services, LLC; and GMAC Mortgage USA Corporation. The Junior Secured Noteholders dispute that they are unimpaired at any entity and believe that they are impaired at each entity. The Debtors believe this issue is more appropriately addressed at the Plan Confirmation Hearing. Accordingly, the Debtors will send ballots for each Class to the holders of Junior Secured Notes Claims, regardless of whether it is classified as Impaired or Unimpaired, to preserve the Junior Secured Noteholders' rights with respect to this issue, and the appropriate ballots will be counted once the Bankruptcy Court rules on this issue at the Confirmation Hearing.

<sup>22</sup> GMACM Unsecured Claims consist of: (i) MBIA's Claim in the Allowed Amount of \$1.450 billion; (ii) FGIC's Claim in the Allowed Amount of \$181.5 million; (iii) other Monolines' Claims, which are assumed to be in the amount of \$307.5 million; (iv) RMBS Trust Allowed Claims in the amount of \$209.8 million; and (v) other General Unsecured Claims, which are assumed to be in the amount of \$63.7 million (including \$4.9 million of ETS Unsecured Claims).

<sup>23</sup> The Debtors believe that there will be approximately \$12 million of distributable value at Debtor ETS following the payment of projected Administrative and Priority Claims and wind down costs. The Debtors currently estimate that the General Unsecured Claims at Debtor ETS will be approximately \$5 million, resulting in full recoveries for claimholders. **However, to the extent the Claims exceed the Debtors' projections, recoveries may be materially lower than expected.**

<sup>24</sup> Allocation of recovery amounts for Allowed Borrower Claims, in the Plan, is subject to determination by the Borrower Trust; however, the recovery rate will be comparable, subject to the Borrower Claims Trust True-Up, to that of GMACM Unsecured Claims.

<sup>25</sup> No estimate was made for Private Securities Claims under the Recovery Scenario. Under the higher case of the Chapter 7 Liquidation Scenario, it is assumed that the Private Securities Claims are subordinated resulting in no recovery for these claims.



GS-10 Revolving Credit Facility Claims    Impaired    Entitled to Vote    N/A    N/A    N/A

**RFC DEBTORS**  
 (\$ in Millions)

CLASS	TYPE OF CLAIM OR EQUITY INTEREST	TREATMENT	VOTING RIGHTS	ESTIMATED AGGREGATE ALLOWED AMOUNT	ESTIMATED PERCENTAGE RECOVERY UNDER CH. 7 LIQUIDATION	ESTIMATED RECOVERY UNDER PLAN <sup>26</sup>
RS-1	Other Priority Claims	Unimpaired	Presumed to Accept	0.01	100.0%	100.0%
RS-2	Other Secured Claims	Unimpaired	Presumed to Accept	0.01	100.0%	100.0%
RS-3 <sup>27</sup>	Junior Secured Notes Claims	Impaired/ Unimpaired	Presumed to Accept/ Entitled to Vote	1,846.00 - 2,553.00	70.3% - 77.0%	100.0% - 100.0%
RS-4	RFC Unsecured Claims <sup>28</sup>	Impaired	Entitled to Vote	9,063.78	1.9% - 3.6%	7.8% - 10.3%

<sup>26</sup> See *supra* note 15 for a discussion of the estimated recoveries of the Junior Secured Noteholders and the impact thereof on all recoveries under the Plan.

<sup>27</sup> Recovery rates for the Junior Secured Notes are shown on a consolidated basis. The Junior Secured Noteholders are impaired at certain Debtor entities where the Debtors have issued or guaranteed the Junior Secured Notes and may be liable for post-petition interest, subject to the outcome of the JSN Adversary Proceeding. The Junior Secured Noteholders are unimpaired at certain Debtor entities where the Debtors are not issuers or guarantors of such debt; rather, these Debtor entities have pledged specific assets as collateral, and the Junior Secured Noteholders will receive such collateral (*i.e.*, Cash) under the Plan. The Junior Secured Noteholders are impaired and entitled to vote on the Plan at the following RFC Debtors: RFC and Homecomings Financial, LLC; they are unimpaired and presumed to accept the Plan at the following RFC Debtors: GMAC Model Home Finance I, LLC; DOA Holding Properties, LLC; RFC Asset Holdings II, LLC; RFC Construction Funding, LLC; Residential Funding Real Estate Holdings, LLC; Homecomings Financial Real Estate Holdings, LLC; Residential Funding Mortgage Securities I, Inc.; RFC Asset Management, LLC; RFC SFJV-2002, LLC; and RCSFJV2004, LLC. The Junior Secured Noteholders dispute that they are unimpaired at any entity and believe that they are impaired at each entity. The Debtors believe this issue is more appropriately addressed at the Plan Confirmation Hearing. Accordingly, the Debtors will send ballots for each Class to the holders of Junior Secured Notes Claims, regardless of whether it is classified as Impaired or Unimpaired, to preserve the Junior Secured Noteholders' rights with respect to this issue, and the appropriate ballots will be counted once the Bankruptcy Court rules on this issue at the Confirmation Hearing.

<sup>28</sup> RFC Unsecured Claims consist of: (i) MBIA's Claim in the Allowed Amount of \$1.450 billion; (ii) FGIC's Claim in the Allowed Amount of \$415.0 million; (iii) other Monolines' Claims, which are assumed to be in the amount of \$80.8 million, (iv) RMBS Trust Allowed Claims in the amount of \$7.091 billion; and (v) other General Unsecured Claims, which are assumed to be in the amount of \$27.5 million.

RS-5 <sup>29</sup>	Borrower Claims	Impaired	Entitled to Vote	333.09	1.9% - 3.6%	9.0%
RS-6 <sup>30</sup>	Private Securities Claims	Impaired	Entitled to Vote	N/A	0.0% - 1.9%	N/A
RS -7 <sup>31</sup>	NJ Carpenters Claims	Impaired	Entitled to Vote	N/A	0.0% - 1.9%	N/A
RS -8	General Unsecured Convenience Claims	Impaired	Entitled to Vote	0.70	1.9% - 3.6%	9.0%
RS -9	Intercompany Balances	Impaired	Presumed to Reject	N/A	N/A	N/A
RS -10	Equity Interests	Impaired	Presumed to Reject	N/A	N/A	N/A
RS -11	FHFA Claims	Impaired	Entitled to Vote <sup>32</sup>	N/A	0.0% - 1.9%	N/A
RS-12	Revolving Credit Facility Claims	Impaired	Entitled to Vote	N/A	100.0%	N/A

The potential distributions to holders of Allowed Claims and Equity Interests identified in the charts above reflect the Plan Proponents' estimate of the full range of potential recoveries for all parties, taking into account the potential outcomes of the JSN Adversary Proceeding involving the Plan Proponents and the Junior Secured Noteholders.

---

<sup>29</sup> Allocation of recovery amounts for Allowed Borrower Claims is subject to determination by the Borrower Trust; however, the recovery rate will be comparable, subject to the Borrower Claims Trust True-Up, to that of RFC Unsecured Claims.

<sup>30</sup> No estimate was made for Private Securities Claims under the Recovery Scenario. Under the higher case of the Chapter 7 Liquidation Scenario, it is assumed that the Private Securities Claims are subordinated resulting in no recovery for these claims.

<sup>31</sup> No estimate was made for NJ Carpenters Claims under the Recovery Scenario. Under the higher case of the Chapter 7 Liquidation Scenario, it is assumed that the NJ Carpenters Claims are subordinated resulting in no recovery for these Claims.

<sup>32</sup> Holders of FHFA Claims are entitled to vote to accept or reject the Plan; provided, that if the Bankruptcy Court determines that the FHFA Claims are subject to subordination under section 510(b) of the Bankruptcy Code such that holders of Allowed FHFA Claims against the RFC Debtors are not entitled to receive a distribution under the Plan, then holders of Allowed FHFA Claims will be deemed to reject the Plan and such votes will not be counted.

## **E. Summary of Solicitation Package and Voting Instructions**

Together with this Disclosure Statement, the Plan Proponents are distributing or causing to be distributed solicitation packages (the “Solicitation Packages”) containing the documents described below to all parties entitled to receive notice of the hearing before the Bankruptcy Court pursuant to Bankruptcy Code Section 1128 to consider confirmation of the Plan.

### **1. Solicitation Packages**

The Solicitation Packages for holders of Claims in Classes R-3, R-4, R-5, R-6, R-7, R-8, R-11, GS-3, GS-4A, GS-4B, GS-5, GS-6, GS-7, RS-3, RS-4, RS-5, RS-6, RS-7, RS-8, and RS-11 (collectively, the “Voting Classes”) will contain:

1. A copy of the Disclosure Statement Approval Order (without exhibits);
2. A paper copy of the notice of the Confirmation Hearing (the “Confirmation Hearing Notice”);
3. The Disclosure Statement, which shall include the Plan as an exhibit thereto and the proposed order to approve the Disclosure Statement (without exhibits);
4. An appropriate form of Ballot in paper form, instructions on how to complete the Ballot, and a Ballot return envelope;
5. A paper copy of the applicable letters from the Plan Proponents recommending acceptance of the Plan;<sup>33</sup>
6. As appropriate, a postage pre-paid envelope; and
7. Such other materials as the Bankruptcy Court may direct.

The holders of Claims or Interests in Classes R-1, R-2, R-9, R-10, GS-1, GS-2, GS-8, GS-9, GS-10, RS-1, RS-2, RS-9, and RS-10 will receive a Confirmation Hearing Notice and a notice of non-voting status.

To reduce the administrative costs associated with printing and mailing such a voluminous document, the Plan Proponents may, but are not required to, elect to serve the Disclosure Statement and the Plan (including exhibits) via CD-ROM instead of in printed format. In addition to the service procedures outlined above: (a) the Plan, the Disclosure Statement and, once they are filed, all exhibits to both documents will be made available at no charge via the internet at <http://www.kccllc.net/rescap>; and (b) the Plan Proponents will provide parties in

---

<sup>33</sup> On August 16, 2013, the Creditors’ Committee filed copies of (i) a letter from the Creditors’ Committee to holders of General Unsecured Claims recommending that they vote in favor of the Plan, and (ii) a letter from the Creditors’ Committee to holders of Borrower Claims recommending that they vote in favor of the Plan [Docket No. 4337], to be attached to the Disclosure Statement Order as Exhibit D, and included in the applicable Solicitation Packages.

interest (at no charge) with hard copies of the Plan and/or Disclosure Statement upon (i) written request to Kurtzman Carson Consultants LLC (“KCC”), at ResCap Balloting Center, c/o KCC, 2335 Alaska Avenue, El Segundo, CA 90245, or (ii) calling (888) 251-2914.

**2. Voting Procedures, Ballots and Voting Deadline**

If you are entitled to vote to accept or reject the Plan, a Ballot is enclosed for the purpose of voting on the Plan.

Please indicate your acceptance or rejection of the Plan by voting in favor of or against the Plan after carefully reviewing (1) the Plan, (2) the Disclosure Statement, (3) the Disclosure Statement Approval Order, and (4) the detailed instructions accompanying the Ballot.

**In order for your vote to be counted, you must complete and sign your original Ballot (copies will not be accepted) and return it so that it is actually received by KCC prior to the Voting Deadline of 7:00 p.m. (Eastern Time) on October 21, 2013.**

For further information, refer to Article VI below, entitled “Voting Procedures”. For answers to any questions regarding solicitation procedures, parties may contact KCC directly, by (i) writing to Kurtzman Carson Consultants LLC, at ResCap Balloting Center, c/o KCC, 2335 Alaska Avenue, El Segundo, CA 90245, or (ii) calling (888) 251-2914.

**THE PLAN PROPONENTS RECOMMEND THAT ALL HOLDERS OF CLAIMS, IN CLASSES ENTITLED TO VOTE, VOTE TO ACCEPT THE PLAN.**

**F. Summary of Treatment of Allowed Claims and Equity Interests**

The Plan provides for payment in full of Allowed Administrative Expense Claims and Allowed Priority Tax Claims. Holders of Equity Interests in, and Intercompany Balances against, the ResCap Debtors, the GMACM Debtors, and the RFC Debtors will receive no distributions under the Plan and, therefore, are presumed to reject the Plan. All other classes in each Debtor Group either are (i) unimpaired, and therefore presumed to accept the Plan, or (ii) impaired and expected to receive a distribution, and therefore permitted to vote on the Plan. The Plan is presented as a joint plan for administrative convenience, but applies to each Debtor individually.

The following table summarizes the treatment of Claims and Equity Interests under the Plan:

CLASS OF CLAIMS	APPLICABLE DEBTORS	TREATMENT OF CLAIM
Other Priority Claims	ResCap Debtors GMACM Debtors RFC Debtors	In full and final satisfaction of the Other Priority Claims in the Debtor Groups, on or as soon as practicable after the Effective Date, each holder of an Allowed Other Priority Claim shall receive one of the following treatments on account of such Claim, as determined by

CLASS OF CLAIMS	APPLICABLE DEBTORS	TREATMENT OF CLAIM
		<p>the Plan Proponents or the Liquidating Trust, as applicable: (i) payment in full in Cash, or (ii) treatment consistent with the provisions of Section 1129(a)(9) of the Bankruptcy Code; provided, that Other Priority Claims that arise in the ordinary course of the Debtors' business and that are not due and payable on or before the Effective Date will be paid in the ordinary course of business in accordance with the terms thereof.</p>
Other Secured Claims	ResCap Debtors GMACM Debtors RFC Debtors	<p>In full and final satisfaction of the Allowed Other Secured Claims against the Debtor Groups, on or as soon as practicable after the Effective Date, each holder of such a Claim shall receive one of the following treatments on account of such Claim as determined by the Plan Proponents or the Liquidating Trust, as applicable: (i) payment in full in Cash, including any interest, at the non-default rate (or such other rate as may be ordered by the Bankruptcy Court), required to be paid pursuant to Section 506(b) of the Bankruptcy Code, or (ii) the collateral securing its Allowed Other Secured Claim.</p>
Junior Secured Notes Claims	ResCap Debtors GMACM Debtors RFC Debtors	<p>In full and final satisfaction of the Junior Secured Notes Claims, on or as soon as practicable after the Effective Date, each holder of an Allowed Junior Secured Notes Claim shall receive payment in full for the Allowed amount of such Junior Secured Notes Claim as determined by the Bankruptcy Court in Phase I of the JSN Adversary Proceeding or at the Confirmation Hearing; <u>provided, however</u>, that if the Bankruptcy Court determines that the Junior Secured Noteholders are entitled to post-petition interest, the Allowed amount of such post-petition interest shall be paid in accordance with the requirements under the Bankruptcy Code, which may include at the Plan Proponents' election the payment of such post-petition interest over time with interest at a rate consistent with section 1129(b) of the Bankruptcy Code.<sup>34</sup></p>

---

<sup>34</sup> The terms on which the Plan Proponents may pay over time any post-petition interest owed to the Junior Secured Noteholders to the extent ordered by the Bankruptcy Court, including the interest rate, will be set forth in the Plan Supplement.

CLASS OF CLAIMS	APPLICABLE DEBTORS	TREATMENT OF CLAIM
Unsecured Claims	ResCap Debtors GMACM Debtors RFC Debtors	In full and final satisfaction of the Unsecured Claims against the Debtor Groups, as soon as practicable after the Effective Date, each holder of an allowed General Unsecured Claim will receive its Pro Rata Unit Share of the Unit Distribution of the applicable Debtor Group; <u>provided, however</u> , that with respect to the distributions on account of the Allowed RMBS Trust Claims, the Units shall be held by the RMBS Claims Trust.
ETS Unsecured Claims	GMACM Debtors	In full and final satisfaction of the ETS Unsecured Claims, as soon as practicable after the Effective Date, each holder of an Allowed ETS Unsecured Claim shall receive its Pro Rata Share of Cash in an amount that is equal to the value, if any, of assets available at ETS that exceed the amount of Allowed Claims senior in right of payment to such Allowed ETS Unsecured Claim against ETS.
Borrower Claims	ResCap Debtors GMACM Debtors RFC Debtors	In full and final satisfaction of the Borrower Claims, as soon as practicable after the Effective Date, holders of Allowed Borrower Claims shall receive their allocated share of Cash available for distribution from the Borrower Claims Trust, in accordance with the methodology and procedures set forth in the Borrower Claims Trust Agreement.
Private Securities Claims	ResCap Debtors GMACM Debtors RFC Debtors	In full and final satisfaction of the Private Securities Claims against the Debtor Groups, as soon as practicable after the Effective Date, holders of Allowed Private Securities Claims shall receive their allocated share of either (A) Cash distributions from the Private Securities Claims Trust, or (B) the Units transferred to the Private Securities Claims Trust that constitute the Private Securities Claims Trust Unit Distribution, in each case in accordance with the methodology and procedures set forth in the Private Securities Claims Trust Agreement.

<b>CLASS OF CLAIMS</b>	<b>APPLICABLE DEBTORS</b>	<b>TREATMENT OF CLAIM</b>
NJ Carpenters Claims	ResCap Debtors RFC Debtors	Subject to the approvals of the NJ Carpenters Settlement by the Bankruptcy Court (through confirmation or otherwise) and the District Court in full and final satisfaction of the NJ Carpenters Claims, within ten (10) business days of the Effective Date, the lead plaintiffs, on behalf of holders of Allowed NJ Carpenters Claims, shall receive the NJ Carpenters Claims Distribution, which will thereafter be distributed pursuant to the NJ Carpenters Plan of Allocation. Absent the NJ Carpenters Approval, Claims held by NJ Carpenters Class Members, to the extent Allowed, shall be classified as General Unsecured Claims, which claims may be subject to subordination.

CLASS OF CLAIMS	APPLICABLE DEBTORS	TREATMENT OF CLAIM
General Unsecured Convenience Claims	ResCap Debtors GMACM Debtors RFC Debtors	In full and final satisfaction of the General Unsecured Convenience Claim against the Debtor Groups, as soon as practicable after the Effective Date, each holder of an Allowed General Unsecured Convenience Claims shall receive a distribution in Cash equal to 36.3% at the ResCap Debtors, 30.1% at the GMACM Debtors, and 9.0% at the RFC Debtors of such holder's Allowed General Unsecured Convenience Claim against each applicable Debtor Group.
Intercompany Balances	ResCap Debtors GMACM Debtors RFC Debtors	On the Effective Date, as part of the overall compromise embodied in the Plan, Intercompany Balances shall be waived, cancelled, and discharged. Holders of Intercompany Balances shall receive no recovery on account of their Claims.
Equity Interests	ResCap Debtors GMACM Debtors RFC Debtors	Holders of Equity Interests in the Debtor Groups shall receive no recovery on account of such Equity Interests and such Equity Interests shall be canceled on the Effective Date.
FHFA Claims	ResCap Debtors RFC Debtors	Holders of FHFA Claims shall receive no recovery on account of such Claims; provided, that if the Bankruptcy Court determines that the FHFA Claims are not subject to subordination under section 510(b) of the Bankruptcy Code, each holder of an Allowed ResCap FHFA Claim shall receive a distribution in Cash equal to 0.001% of such holder's Allowed ResCap FHFA Claim, and each holder of an Allowed RFC FHFA Claim shall receive a distribution in Cash equal to 2.0% of such holder's Allowed RFC FHFA Claim, which accounts for the fact that no holder of an FHFA Claim is subject to the Third Party Releases, as soon as practicable after the later of the Effective Date or the allowance of such Claim.
Revolving Credit Facility Claims	ResCap Debtors GMACM Debtors RFC Debtors	In full and final satisfaction of the Revolving Credit Facility Claims, on the Effective Date, any payment under the Paydown Order with respect to an Allowed Ally Secured Claim shall be indefeasibly and finally approved and allowed; provided, that holders of Allowed Revolving Credit Facility Claims shall waive as against any Debtor or Plan Trust any right to receive additional interest or fees on account of such Claims.



## **G. Confirming and Consummating the Plan**

Bankruptcy Code Section 1128(a) requires the Bankruptcy Court, after notice, to hold a hearing on confirmation of the Plan. Bankruptcy Code Section 1128(b) provides that any party in interest may object to confirmation of the Plan.

The Bankruptcy Court has fixed November 19, 2013, or as soon as practicable thereafter, as the date and time of the Confirmation Hearing, and the Debtors will provide notice of the Confirmation Hearing to all necessary parties. The Confirmation Hearing may be adjourned from time to time by filing a notice or without further notice except for an announcement of the adjourned date made at the Confirmation Hearing, whether or not such hearing has already been adjourned.

It is a condition to confirmation of the Plan that the Bankruptcy Court shall have approved this Disclosure Statement as containing "adequate information" and entered the Confirmation Order in form and substance acceptable to the Plan Proponents and the Consenting Claimants. Additionally, pursuant to the provisions of Article X of the Plan, certain other conditions contained in the Plan must be satisfied or waived. There is no assurance that the Plan will be confirmed or, if confirmed, that such material conditions precedent will be satisfied or waived.

Following Confirmation, the Plan will be consummated and the Effective Date will occur on the date that is the first Business Day following the Confirmation Date on which the Confirmation Order is a Final Order and all conditions specified in Article X of the Plan have been satisfied or waived pursuant to Article X of the Plan. If the Plan is confirmed by the Bankruptcy Court and consummation occurs, all holders of Claims and Equity Interests (including those holders of Claims or Equity Interests that do not submit ballots to accept or reject the Plan, or that are not entitled to vote on the Plan) will be bound by the terms of the Plan and the proposed transactions contemplated thereby.

## **ARTICLE II. THE GLOBAL SETTLEMENT & IMPLEMENTATION OF THE PLAN**

The Plan reflects a global compromise among the Debtors, the Creditors' Committee, Ally, and the Debtors' major creditor constituencies, pursuant to which, among other things, Ally has agreed to contribute \$2.1 billion to the Estates, pursuant to the terms and conditions of the Plan Support Agreement, an increase of \$1.35 billion over the amount Ally had agreed to contribute in its pre-petition plan support agreement with the Debtors.

The settlement is the product of a year of intense, arm's length negotiations among the Debtors, the Creditors' Committee, Ally, and each of the major creditor constituencies in these Chapter 11 Cases. As discussed in Article IV herein, prior to the Petition Date, the Debtors entered into plan support agreements with Ally and certain other parties in interest whereby Ally agreed to contribute \$750 million to the Debtors' Estates, and these Chapter 11 Cases were filed contemplating a pre-packaged plan process and swift emergence from bankruptcy. Following the Petition Date, the Creditors' Committee and certain of the Debtors' creditor constituencies challenged the sufficiency of the proposed contribution, among other things, and ultimately the

Debtors and Ally allowed the prepetition plan support agreements to expire and continued to negotiate the terms of a potential settlement that would appeal to a larger group of creditor constituents. The Debtors have engaged in numerous discussions and meetings with the Creditors' Committee, Ally, and various interested parties. The process culminated in the appointment of the Mediator in late 2012. Generally, the Mediator's role was to facilitate a global resolution of pivotal issues and the treatment of certain Claims and Classes of Claims. Following his appointment, the Mediator, the Debtors, the Creditors' Committee, Ally, and numerous other parties in interest convened several all-day meetings and participated in intensive negotiation sessions in order to pursue a Global Settlement of the existing issues. With the assistance of the Mediator, on May 13, 2013, the Debtors and the substantial majority of parties in interest entered into a comprehensive settlement, which is embodied in the Plan. The Plan Proponents now hope to achieve confirmation of the Plan on a consensual basis as efficiently as possible.

#### **A. The Global Settlement**

As detailed below, the Plan includes a proposed settlement of numerous inter-Debtor, Debtor-Creditor and inter-Creditor disputes designed to provide the maximum recovery to all Creditors of the Debtors' Estates. Among other things, the Plan includes: (i) the RMBS Settlement and the resolution of the amount and allocation of the RMBS Trust Claims, (ii) a settlement of the amount, allocation, and priority of the General Unsecured Claims held by certain of the Monoline insurers, including MBIA and FGIC, (iii) the settlement of the Private Securities Claims, the RMBS subordination litigation, and the establishment of the Private Securities Claims Trust, (iv) subject to Bankruptcy Court and District Court approval, the settlement of the NJ Carpenters Class Action, (v) the settlement with the Senior Unsecured Notes and the Senior Unsecured Notes Trustee, (vi) treatment of the Claims of the Junior Secured Noteholders, and an allocation of the Junior Secured Notes Deficiency Claim, if any, or post-petition interest, if any, (vii) the establishment of the Borrower Claims Trust and procedures for resolving Disputed Borrower Claims, (viii) the settlement of Estate and third party claims against Ally embodied in the Debtor Release and the Third Party Releases, and (ix) the compromise of all Intercompany Balances and subrogation claims.<sup>35</sup>

#### **B. Settlement of Claims Against Ally and Plan Releases**

The Plan provides for the Releases of claims that the Debtors and third parties have brought or may bring against Ally in connection with the Debtors' businesses. In exchange for those Releases, Ally has agreed to fund \$2.1 billion to the Estates for distribution to Creditors, comprised of (1) \$1.95 billion in Cash to be paid on the Effective Date of the Plan and (2) the first \$150 million received by Ally for any Directors and Officers or Errors and Omissions claims it pursues against its insurance carriers related to the claims released in connection with the Plan; provided, that Ally guarantees that the Debtors will receive \$150 million on account of such insurance claims, which guarantee shall be payable without defense, objection, or setoff on

---

<sup>35</sup> The Junior Secured Noteholders contend that elements of the Global Settlement are inconsistent with certain positions previously taken in these cases by the Plan Proponents, as well as with conclusions that can be drawn from the Examiner's Report.

September 30, 2014. In addition, the Debtors assert that Ally has provided substantial financial and operational support to the Estates during the Chapter 11 Cases, including, among other things: (i) providing up to \$220 million in debtor in possession financing; (ii) enabling the Debtors to continue originating mortgages during the restructuring by entering into a broker agreement with the Debtors that calls for Ally to fund the mortgages on market terms and face the market on account of certain mortgage loan sales pools; (iii) permitting the Debtors to continue subservicing Ally Bank's MSR's, which assisted the Debtors in the successful completion of their Platform Sale (defined below); (iv) continuing to provide the Debtors with use of Ally's back-office shared services, such as centralized payroll and risk management services, among others; (v) cooperating with the Debtors to separate the shared services resources and permit the smooth transition of the Debtors' businesses to the purchasers; and (vi) agreeing to serve as a stalking horse bidder for the Debtors' Whole Loan Sale (defined below). Absent Ally's contributions to these Chapter 11 Cases, the Debtors may have been unable to continue their operations and conduct going concern Asset Sales and it is possible that the Debtors would have shared the fate of every other mortgage servicer that has filed for bankruptcy in recent years—a "firesale" liquidation.

YOUR RIGHTS MAY BE IMPACTED BY THE DEBTOR RELEASE AND THE  
THIRD PARTY RELEASES IN FAVOR OF THE ALLY RELEASED PARTIES  
CONTAINED IN THE PLAN. YOU MAY WISH TO SEEK LEGAL ADVICE  
CONCERNING THE PLAN AND THE RELEASES CONTAINED THEREIN.

If the Plan is confirmed, Ally, and each of Ally's and the Debtors' respective successors and assigns, members, shareholders, partners, non-Debtor affiliates, and Representatives—including Ally's and the Debtors' Current and Former Officers and Directors, as discussed in greater detail below—each in its capacity as such (collectively, the "Ally Released Parties") will be fully released and discharged from claims that either have been asserted or could be asserted against the Ally Released Parties by (i) the Debtors, the Estates, and the Liquidating Trust (the "Debtor Release") and (ii) third parties whose claims relate to the Debtors' businesses, e.g., claims arising from or related in any way to the Debtors, including claims related to (x) RMBS issued and/or sold by the Debtors or their affiliates and (y) the Debtors' mortgage origination, servicing and securitization activities, and other business activities (the "Third Party Releases" and together with the Debtor Release, the "Releases"). The Releases include any and all Causes of Action, including tort, fraud, contract, violations of federal or state securities laws, and veil piercing or alter-ego theories of liability, whether known or unknown, asserted or unasserted, derivative or direct, foreseen or unforeseen, existing or hereinafter arising, in law, equity, or otherwise. The Releases will apply to all holders of claims (as such terms are defined in Section 101(5) of the Bankruptcy Code) and Equity Interests (as defined in the Plan), whether or not such entities have filed Proofs of Claim as noted above in these Chapter 11 Cases.

The Releases in favor of the Ally Released Parties—made in exchange for the \$2.1 billion Ally Contribution as well as other monetary and non-monetary contributions made by Ally throughout these Cases, and other settlements embodied in the Plan Support Agreement—were an essential component of the Global Settlement and the Consenting Claimants' execution and approval of the Plan Support Agreement. Indeed, Ally has insisted that the Releases are a

condition to its agreement to make the Ally Contribution. The Releases are the product of extensive arms'-length negotiations between the Debtors, the Creditors' Committee, Ally, and the Consenting Claimants, with the guidance of the Mediator, in connection with the Plan Support Agreement. The Debtors, the Creditors' Committee, and the Consenting Claimants have agreed to support the Releases. The Debtors, the Creditors' Committee, and the Consenting Claimants determined that the exchange of the Releases for all of Ally's substantial contributions throughout the Chapter 11 Cases is fair, and based on a well-reasoned, and calculated assessment of their respective claims against Ally and the attendant litigation risks related thereto.

Generally speaking, the Plan resolves any and all claims against the Ally Released Parties as specified above and spares all parties, including the Debtors, costly and uncertain litigation that would inevitably delay consummation of a plan and recoveries to holders of Claims and Equity Interests, and would result in the substantial reduction of such recoveries. Accordingly, the Plan Proponents believe that the Releases are an essential component and critical to the success of the Plan, in addition to being in the best interests of all creditors. Importantly, of the total estimated cash projected to be distributed on account of Unsecured Claims, approximately 80% will be funded with Estate assets available because of the Ally Contribution. Thus, without the Releases embodied in the Plan, creditors would receive only a small fraction of the anticipated distributions described herein.

### **1. The Plan Resolves Estate Claims Against the Ally-Released Parties**

The Plan includes the Debtor Release, pursuant to which all Estate claims against the Ally Released Parties are released. The Plan Proponents believe that the Debtor Release is fair, equitable and in the best interests of the Estates, as required by applicable law.

First, the settlement of the Estate claims against the Ally Released Parties is the product of extensive arms' length bargaining among the Creditors' Committee, the Consenting Claimants, the Debtors and Ally, overseen by the Mediator. As discussed in more detail in Article III, below, following the Petition Date, each of the Examiner and the Creditors' Committee investigated the Potential Claims against Ally arising out of pre-petition transactions among the Debtors and Ally.<sup>36</sup> During the course of these Chapter 11 Cases, the Creditors' Committee and the Examiner considered the merits and defenses to Potential Claims and causes of action against Ally. As a result of these thorough investigations of the claims and the vigorous and arms' length negotiations overseen by the Mediator, the Plan Proponents, with the support of the Consenting Claimants, reasonably, in good faith, and in the best interests of their respective constituencies, concluded that the Ally Contribution of \$2.1 billion, in addition to Ally's contributions to the Estates throughout these Chapter 11 Cases, represents a substantial contribution without which these Chapter 11 Cases likely would not come to a successful conclusion.

Second, the Debtor Release is broadly supported by nearly all of the Debtors' key constituencies, including, in addition to the Creditors' Committee: all six RMBS Trustees; the

---

<sup>36</sup> No party, apart from the Bankruptcy Court, was aware of the conclusions of the Examiner's Report until the Examiner's Report was unsealed by the Bankruptcy Court on June 26, 2013.

Institutional Investors; the largest securities fraud claimants; MBIA and FGIC, as the two largest monoline claimants; Wilmington Trust; the Supporting Senior Unsecured Noteholders (as defined in the Plan Support Agreement), including Paulson & Co., Inc.; and the representatives of the Borrowers on the Creditors' Committee. Each of these parties was represented by competent and experienced counsel in the negotiations leading to agreement on the terms of the Debtor Release.

Third, the settlement reflects a reasonable balance between the litigation's possibility of success and the settlement's future benefits. Each party to the negotiations that led to the settlement was armed with a wealth of information, gleaned from the months' long investigations conducted by the Creditors' Committee and the materials made available from the Examiner's investigation. To facilitate settlement negotiations, the parties reviewed extensive document discovery, briefed the merits of the claims, and exchanged written and oral presentations regarding their legal positions. With the knowledge accumulated in this process, each party independently determined that the settlement of the Estate claims against the Ally Released Parties reflected a reasonable resolution of the claims.

Fourth, the Debtor Release resolves myriad complex disputes among the parties regarding the nature, scope and validity of the Estate claims against Ally, obviating the need for protracted litigation with its attendant expense, inconvenience and delay. The settlement spares all parties, including the Debtors, costly and uncertain litigation that would inevitably delay consummation of a plan and recoveries to holders of Claims.<sup>37</sup>

For the foregoing reasons, the settlement of the Estate claims against the Ally Released Parties falls well within the range of reasonableness and satisfies the applicable standards for approval of settlements in bankruptcy cases.

## **2. The Plan Resolves Third Party Claims Against the Ally Released Parties**

The Plan includes the Third Party Releases, pursuant to which claims relating to the Debtors' business that claimants have asserted or could assert against the Ally Released Parties are released. The Plan Proponents believe that the Third Party Releases are within the Bankruptcy Court's subject matter jurisdiction, and that the unique circumstances of these Chapter 11 Cases render the Third Party Releases crucial to the success of the Plan. Indeed, without the Third Party Releases, the Ally Contribution could not have been obtained and no Global Settlement achieved.

The Bankruptcy Court has subject matter jurisdiction over the released claims because the claims, if not released, would have a direct impact on the Estates. Absent the Third Party Release, claims against the Ally Released Parties would indirectly be asserted against the Estates due to various alleged indemnification and contribution obligations between the Debtors and the Ally Released Parties. First, ResCap's operating agreement sets out certain indemnification obligations owed to Ally. Second, the Debtors' current and former directors and officers are

---

<sup>37</sup> Although the Examiner's Report was not available to any party or their advisors prior to the signing of the Plan Support Agreement, the Plan Proponents believe that the Examiner's Report supports the Global Settlement.

entitled to indemnification for a broad variety of claims pursuant to ResCap's limited liability company agreement. Third, the Debtors owe indemnification obligations to Ally Securities pursuant to various underwriting agreements. Fourth, Ally Bank has indemnity rights against GMAC Mortgage, LLC under certain custodial agreements entered into between, among others, Ally Bank and GMACM in connection with a series of home equity loan transactions. Therefore, to the extent that Ally would incur defense costs and losses in connection with claims that would otherwise be released under the Plan, Ally could have direct claims against the Debtors' Estates.

In addition, certain claims covered by the Third Party Release could otherwise have an impact on the Debtors' Estates as a result of Errors & Omissions insurance policies that provide shared coverage to the Debtors and Ally Bank. The proceeds of those policies are an asset of the Estates. Because they are "wasting" policies, the provision of policy benefits to the non-debtor insureds would deplete an Estate asset—most likely irreversibly. The Bankruptcy Court has clear subject matter jurisdiction to prevent that outcome, including through approval of the Third Party Release.

The Third Party Releases are justified by the truly unusual circumstances of this case where the success of the Plan, and indeed the prospects for any meaningful distribution to many of the Debtors' creditors, hinges on the very substantial financial contribution provided by Ally, and where the settlement was negotiated by and is supported by representatives of every creditor constituency that is receiving less than a full recovery under the Plan. The execution and approval by the Consenting Claimants of the Plan Support Agreement would not have been possible without the Ally Contribution. Ally's substantial contributions have enabled and will continue to allow the Debtors to maximize stakeholder recovery. For these reasons the Third Party Releases meet the requisite standard adopted by the United States Court of Appeals for the Second Circuit (the "Second Circuit"). A more detailed discussion of the pre- and post-petition negotiations between Ally, the Creditors' Committee, the Consenting Claimants and the Debtors, and the substantial consideration provided by Ally during these Chapter 11 Cases, is contained below in Article III.

### **3. The Plan Releases Claims Against the Debtors' Current and Former Officers and Directors**

Certain parties have alleged that claims may lie against the Debtors' current and former officers and directors regarding their pre- and post-petition actions. While the Debtors and their officers and directors vigorously dispute the validity of any such claims, the Plan provides that, in exchange for valuable consideration in the form of the forbearances described below, the Debtor Release and Third Party Release shall release all Claims that have been or could have been brought against the Representatives of the Debtors, as that term is defined in the Plan. Representatives of the Debtors include, but are not limited to, the Debtors' former and current officers and directors, including the Debtors' Chief Restructuring Officer, Lewis Kruger. The Claims to be released under the Plan against such individuals include, but are not limited to, claims relating to the Pre-petition AFI-ResCap Settlement Agreement (as defined below), RMBS Settlement, DOJ/AG Settlement, Consent Order, and the pre-petition sales of certain of the Debtors' assets to Ally and affiliates of Cerberus Capital Management. In exchange for these

Releases, the Representatives of the Debtors have agreed to forego any claims for coverage they may have under any directors & officers or errors & omissions insurance policies covering the Debtors or their Representatives for the period between November 2006 and the Effective Date, with respect to those Claims that are released under the Plan. This forbearance increased the amount that Ally was willing to contribute to the Plan through the Ally Contribution because it will facilitate Ally in reaching a settlement with certain of Ally's insurers regarding coverage issues. Additionally, the Representatives of the Debtors have agreed to a forbearance of contractual claims for indemnification that the representatives of the Debtors may have against the Debtors and Ally with respect to those Claims released under the Plan. As a result, Ally was willing to make a greater contribution to the Plan and the Debtors and Ally were relieved of these contractual indemnification claims. The full scope of the release provisions in favor of the Representatives of the Debtors is described in further detail in Article V.

**4. The Plan Releases Ally and the Debtors' Current and Former Officers and Directors from Continuing Obligations, Including Under the DOJ/AG Settlement**

Under the Plan, through the Effective Date, the Debtors shall perform any of their remaining obligations under (i) the DOJ/AG Settlement (other than those obligations under the DOJ/AG Settlement that were assumed by Ocwen Loan Servicing, LLC ("Ocwen") and Walter Investment Management Corporation ("Walter") under the Ocwen APA (as defined below) and related Walter Assignment (as defined below)), (ii) the Consent Order, and (iii) the Order of Assessment, including, for the avoidance of doubt, satisfying the settlement of the foreclosure file review obligations under the Consent Order in full in Cash. On or after the Effective Date, the Liquidating Trust shall assume any and all rights and remaining obligations of only the Debtors under the DOJ/AG Settlement, the Consent Order, and the Order of Assessment (collectively, the "Continuing Obligations").

On the Effective Date, upon the appointment of the Liquidating Trust Board, the persons acting as directors, managers, and officers of the Debtors prior to the Effective Date as the case may be, will be released from all further authority, duties, responsibilities, and obligations relating to and arising from operations of the Debtors or the Chapter 11 Cases. Upon such release and discharge, the Liquidating Trust Board will be charged with the authority, duties, responsibilities, and obligations relating to and arising from operations of the Debtors and these Chapter 11 Cases, except to the extent such authority, duties, responsibilities, and obligations are to be undertaken by the Private Securities Claims Trustee, the RMBS Claims Trust Trustees, the Borrower Claims Trustee, or, with respect to the NJ Carpenters Claims Distribution, in each case as provided in the Plan. In addition, Ally and the Debtors are in discussions with the DOJ regarding potentially excluding the DOJ/AG Settlement from the Third Party Release.

As described above, the consideration provided by the Debtors' current and former officers and directors in exchange for the release discussed in this section includes their forbearance regarding any claims for coverage they may have under any directors & officers or errors & omissions insurance policies covering the Debtors or their Representatives between November 2006 and the Effective Date, and their forbearance regarding any contractual claims for indemnification that they may have against Ally or the Debtors. In addition, the Plan's

release provisions seek to release the Debtors' current and former officers and directors from any post-Effective Date liability, thereby preventing certain of these individuals, as a practical matter, from performing the Continuing Obligations described in this section post-Effective Date.

Notwithstanding anything to the contrary herein, nothing in the Plan shall release, enjoin, or preclude any Representative of the Debtors from pursuing any rights a Representative of the Debtors may have (i) to indemnification or advancement from Ally solely for any claims that are not released by the Plan and the Confirmation Order; or (ii) as an "insured" under any insurance coverage purchased by Ally or covering Representatives of the Debtors, or against any party (other than the Debtors) arising out of such policies of insurance, solely for any claims that are not released by the Plan and the Confirmation Order. For the avoidance of doubt, nothing in the Plan expands or reduces any existing indemnification rights or rights as an "insured" for any Representative of the Debtors for claims that are not released by the Plan. No rights of the Consenting Claimants are released under the Plan in their capacity as liability insurance or reinsurance carriers for Ally or the Debtors.

#### **5. The Plan Exculpates the Released Parties**

The Plan also provides that the Debtors, the Consenting Claimants, Ally, the Creditors' Committee and its members, and each of the foregoing entities' successors, assigns, members, subsidiaries, officers, directors, partners, principals, employees and Representatives (collectively, the "Exculpated Parties") will be exculpated from liability in connection with the negotiation and documentation of any prepetition plan support agreements, the Plan Support Agreement, the Plan, Disclosure Statement, FGIC Settlement Agreement, RMBS Settlement, and any other documents entered into in connection with the Plan, other than for gross negligence or willful misconduct. Each of the Exculpated Parties played a key role in the mediation process and in the negotiation and implementation of the Global Settlement and Plan. Thus, each of the Exculpated Parties—including certain non-estate fiduciaries—made a substantial contribution to the Debtors' liquidation efforts and played an integral role in working towards an expeditious resolution of these Chapter 11 Cases. The proposed Exculpation Provision, which carves out gross negligence and willful misconduct, is entirely consistent with established practice in this jurisdiction and Second Circuit case law.

#### **C. The Plan Includes a Settlement of RMBS Trust Claims**

As one element of the overall negotiated settlement of numerous disputed claims and issues embodied in the Plan, pursuant to Bankruptcy Rule 9019 and Section 1123 of the Bankruptcy Code, the Plan contemplates approval of a settlement that provides for the allowance, priority, and allocation of claims of residential mortgage backed securities trusts (the "RMBS Settlement"). The Plan's treatment of those claims is a modification of the Debtors' prior settlement agreement with certain Investors in certain RMBS Trusts (the "Original RMBS Settlement Agreement"), expanded to include the Additional Settling RMBS Trusts and modified in a number of additional respects. The RMBS Settlement embodied in the Plan resolves: (i) alleged and potential claims for breaches of representations and warranties held by all RMBS Trusts and (ii) all alleged and potential claims for damages arising from servicing, in exchange



for Allowed Claims in the aggregate amount of \$7.301 billion for the RMBS Trusts, to be allocated as between the GMACM Debtors and the RFC Debtors. The allocation of distributions received on account of the RMBS Trust Claims is subject to the RMBS Trust Allocation Protocol, as set forth in more detail in Article IV.C. of the Plan.

Upon confirmation of the Plan, no RMBS Trust can opt out of the RMBS Settlement embodied in the Plan.<sup>38</sup> Consistent with the Notice provided on May 24, 2013 by the RMBS Trustees and the order approving the Plan Support Agreement, certificate holders who provided valid direction to their respective RMBS Trustees to withdraw their execution of the Plan Support Agreement in respect of the applicable Trust (the “Opt Outs”) will maintain their ability to object to the treatment of the applicable Trust’s Claims under the Plan, although the Bankruptcy Court may find that such certificate holders lack standing to object to the Plan. Upon confirmation of the Plan, distributions to the RMBS Trusts on account of the RMBS Trust Claims will be made in accordance with the RMBS Trust Allocation Protocol.

Importantly, the Plan resolves outstanding disputes regarding the claims of the RMBS Trusts that are insured by monoline insurers (the “Insured RMBS Trusts”). The Plan provides that monoline insurers will have claims against the Debtors’ Estates independent of the claims of the RMBS Trusts, and the Insured RMBS Trusts will have no allowed RMBS Trust Claims but will reserve the ability to enforce their rights against any monoline insurer (other than FGIC) that does not, in the future, perform in accordance with an insurance policy for the benefit of the applicable RMBS Trust. In addition, those Insured RMBS Trusts that have made policy claims against an applicable monoline insurer but have not received full payment on account of such claims as of the Effective Date shall receive an allocated distribution that takes into account such partial payment on account of the RMBS Trust Claims in accordance with the RMBS Trust Allocation Protocol.

The Plan treatment covers all of the RMBS Trusts that have Claims against the Debtors, whether the RMBS Trust was sponsored by the Debtors and their affiliates or was sponsored by a third party. These claims comprise the single largest set of disputed claims against the Debtors’ Estates. The Plan resolves such claims without the need for protracted and costly litigation that would otherwise result. By way of example, litigation over the claims asserted by the RMBS Trustees could require a trust-by-trust analysis of the claims and could last several years, presenting a significant burden on the Debtors’ Estates. As discussed below, the Plan also avoids the cost of going forward with the trial on the Debtors’ motion seeking approval of the Original RMBS Settlement Agreement pursuant to Bankruptcy Rule 9019, as well as likely follow-up litigation regarding the subordination of the RMBS Trust Claims pursuant to Section 510 of the Bankruptcy Code, each of which would have posed a significant burden on the Estates and required a massive amount of time, effort, and expense.

---

<sup>38</sup> Amherst Advisory & Management, LLC, acting in its capacity as investment manager for holders of certain trust certificates issued by the RALI Series 2006-QO7 Trust, has previously argued and continues to assert that the RALI Series 2006-QO7 Trust should not be bound by the terms of the RMBS Settlement and should be permitted to litigate the amount of the RALI Series 2006-QO7 Trust claim outside and apart from Plan confirmation.

The Creditors' Committee had previously objected to the grant of an Allowed Claim of \$8.7 billion to the RMBS Trusts pursuant to the Original RMBS Settlement Agreements, arguing, among other things, that the Claims of the RMBS Trusts should be resolved in the context of a global settlement rather than in a pre-plan settlement motion. The Plan, with its Global Settlement, constitutes a realization of the Creditors' Committee's goal in that regard. Moreover, while the Creditors' Committee contended that a variety of defenses to the RMBS Trusts' claims could reduce them to less than \$8.7 billion, the RMBS Trusts and Institutional Investors strongly disagreed with the Creditors' Committee's assertions, and the possibility always existed that the Claims could be allowed in an aggregate amount far greater than \$8.7 billion. In the months preceding the Global Settlement, the case law pertaining to certain of the Creditors' Committee's legal positions continued to evolve; several courts rejected arguments advanced by the Creditors' Committee in opposition to the Original RMBS Settlement Agreements, thus confirming the highly uncertain nature of the law governing RMBS put-back litigation. For these and other reasons, the Creditors' Committee agreed to the Global Settlement, including its treatment of the RMBS Trusts, and believes that it is very much in the interest of the Debtors' Estates and Creditors.

#### **D. The Plan Settles the Claims of Certain Monoline Insurers**

The Plan also resolves the allowance, priority and allocation of the Claims of Monoline insurers, arising generally from alleged breaches by the Debtors and their affiliates of representations, warranties, and/or covenants in various governing documents and offering documents related to RMBS and insurance agreements associated with the relevant RMBS transactions. Specifically, certain monoline insurers, including MBIA Insurance Corporation ("MBIA"), Financial Guaranty Insurance Company ("FGIC"), and Assured Guaranty Municipal Corp. ("Assured"), filed lawsuits against the Debtors and Ally asserting billions of dollars of Claims, and the continued litigation of such Claims would have been costly and could have taken years to resolve. In addition, Ambac Assurance Corporation ("Ambac") has likewise asserted claims against the Debtors for fraud, breach of contract, indemnity, reimbursement and damages relating to certain RMBS transactions. The settlement of these claims eliminates the need for complex and uncertain litigation concerning the scope and nature of the claims and their potential subordination. These issues would have engendered an additional round of lengthy and costly litigation even after the claims of the RMBS Trusts had been resolved.

**MBIA Settlement.** The Plan resolves the allowed amount and allocation of MBIA's claims and avoids the need for further litigation between the Debtors and MBIA. MBIA has asserted claims against: the ResCap Debtors in the amount of not less than approximately \$2.2 billion, the GMACM Debtors in the amount of not less than approximately \$2.2 billion, and the RFC Debtors in the amount of not less than approximately \$8.8 billion. Those claims generally relate to alleged breaches of representations and warranties and fraud in connection with RMBS Trusts associated with securities insured by MBIA (the "MBIA Insured Trusts").<sup>39</sup> MBIA has asserted that its claims could be equal to the amount of claims it must pay under its relevant

---

<sup>39</sup> The MBIA Insured Trusts include both Debtor-sponsored RMBS Trusts and one third-party securitization that included RFC loans for which RFC had provided representations as to which MBIA had not sued the Debtors on prepetition.

financial guaranty insurance policies in connection with such future collateral losses. The Debtors performed an analysis with respect to the MBIA claims regarding estimated lifetime losses and determined, in an exercise of their business judgment, that a settlement of the MBIA claims, as outlined in the Plan, represents a reasonable resolution of the novel and fact-intensive issues that have already been the subject of several years of litigation, and is in the best interest of the Estates.

As one element of, and in consideration for, an overall negotiated settlement of numerous disputed claims and issues embodied in the Plan, pursuant to Bankruptcy Rule 9019 and Section 1123 of the Bankruptcy Code, the Plan approves the settled Allowed amount of General Unsecured Claims held by MBIA in the amount of \$719 million against the ResCap Debtors, \$1.45 billion against the GMACM Debtors, and \$1.45 billion against the RFC Debtors.<sup>40</sup> Under the RMBS Trust Allocation Protocol, MBIA Insured Trusts will not share in the distribution to the RMBS Trusts, except where the Insured Exceptions apply. In full and final satisfaction of MBIA's General Unsecured Claims against the Debtors, MBIA shall receive on account of its Allowed General Unsecured Claims (i) its Pro Rata Share of the GMACM Debtors Unit Distribution, (ii) its Pro Rata Share of the RFC Debtors Unit Distribution, and (iii) its Pro Rata Share of the ResCap Debtors Unit Distribution, as applicable.

**Assured.** The Plan resolves the allowed amount and allocation of Assured's claims and avoids the need for further litigation between the Debtors and Assured. Assured has asserted claims against the Debtors in the aggregate amount of approximately \$200 million. In addition, certain portions of this claim may be asserted against multiple Debtors. Those claims generally relate to (i) alleged breaches of its contractual obligations in connection with RMBS Trusts associated with securities insured by Assured (the "Assured Insured Trusts"), and (ii) the Debtors' servicing of Assured-insured securitizations. The Debtors performed an analysis with respect to the Assured claims including estimated lifetime losses and determined, in an exercise of their business judgment, that a settlement of the Assured claims, as outlined in the Plan, represents a reasonable resolution of the novel and fact-intensive issues that have already been the subject of several years of litigation, and is in the best interest of the Estates.

Pursuant to Bankruptcy Rule 9019 and Section 1123 of the Bankruptcy Code, the Plan approves the settled Allowed amount of General Unsecured Claims held by Assured in the amount of \$88,868,346 against the GMACM Debtors, and \$57,950,560 against the RFC Debtors. Under the RMBS Trust Allocation Protocol, Assured Insured Trusts will not share in the distribution to the RMBS Trusts, except where the Insured Exceptions apply. On account of such Allowed General Unsecured Claims, Assured shall receive its Pro Rata Share of the GMACM Debtors Unit Distribution, and the RFC Debtors Unit Distribution, as applicable.

---

<sup>40</sup> The Plan calls for MBIA and FGIC to receive recoveries against ResCap in recognition of MBIA and FGIC's alter ego and aiding and abetting theories of liability alleged against ResCap based on alleged fraud by RFC and GMACM and alleged breaches of contract by RFC and GMACM. Although the Debtors dispute such allegations, the provisions in the Plan relating to the ResCap Debtors' allocation of distributions to FGIC and MBIA are part of a larger settlement designed to resolve potentially burdensome and costly litigation in connection with the largest Claims filed in these Chapter 11 Cases.

**Ambac.** The Debtors, the Creditors' Committee, and Ambac are currently negotiating the terms of the Ambac Cure Stipulation, which will resolve Ambac's objections to the sale of Ambac-insured securitizations by the Debtors (the "Ambac Insured Trusts") to Ocwen pursuant to the Ocwen APA and settle the cure amounts owed in connection therewith. The Ambac Cure Stipulation will also provide for the transfer of the servicing of the Ambac-insured securitizations to either Ocwen under the terms of the Ocwen APA, and a subset of such securitizations to Ocwen or to Specialized Loan Servicing, LLC, as applicable under the terms of the stipulation.

Ambac has asserted claims against the Debtors in the aggregate amount of approximately \$435 million. In addition, certain portions of this claim may be asserted against multiple Debtors. The parties anticipate that the Ambac Cure Stipulation will settle the amount of General Unsecured Claims held by Ambac to be allowed pursuant to the Plan. Accordingly, the Plan provides that, subject to approval of the Ambac Cure Stipulation, the Allowed amount of Ambac's General Unsecured Claims shall be \$207,315,815 against the GMACM Debtors, and \$22,800,000 against the RFC Debtors. Under the RMBS Trust Allocation Protocol, Ambac Insured Trusts will not share in the distribution to the RMBS Trusts, except where the Insured Exceptions apply. Subject to approval of the Ambac Cure Stipulation, on account of such Allowed General Unsecured Claims, Ambac shall receive its Pro Rata Share of the GMACM Debtors Unit Distribution, and the RFC Debtors Unit Distribution, as applicable.

**FGIC Settlement.** The Plan contemplates a resolution of FGIC's Claims through a separate FGIC settlement agreement entered into as of May 23, 2013 (the "FGIC Settlement Agreement"), among the Debtors, The Bank of New York Mellon, The Bank of New York Mellon Trust Company, N.A., Law Debenture Trust Company of New York, U.S. Bank National Association, and Wells Fargo Bank, N.A., each in their respective capacities as Trustees, indenture trustees, or separate trustees (the "FGIC Trustees"), FGIC and certain Institutional Investors, holders of securities issued by the RMBS Trusts with securities insured by FGIC (the "FGIC Insured Trusts"). Subject to approval by the Bankruptcy Court and the New York State Supreme Court with jurisdiction over FGIC's rehabilitation proceeding (the "FGIC Rehabilitation Court"), the FGIC Settlement Agreement creates a floor and a cap on the allowed amount of FGIC's claims against the Debtors, as well as the Claims asserted against the Debtors by the RMBS Trustees arising out of the origination based provisions in the governing agreements for the FGIC Insured Trusts on behalf of the FGIC Insured Trusts. In addition, the FGIC Settlement Agreement settles, releases, and discharges FGIC of its obligation under the policies it issued in connection with the FGIC Insured Trusts, in exchange for a \$253.3 million cash payment from FGIC to the applicable FGIC Trustees. Absent agreement on these issues, the parties would be faced with significant and uncertain litigation regarding the validity, amount and priority of the claims of FGIC and the FGIC Trustees in connection with the FGIC Insured Trusts, particularly in light of the novel and fact-intensive issues raised in connection with the pre-petition FGIC litigation, described in further detail below. The parties would also face difficult and novel issues regarding the effect of the proceedings in the FGIC Rehabilitation Court on the treatment of FGIC's Claims in the Chapter 11 Cases.

On June 7, 2013, the Debtors filed a motion pursuant to Bankruptcy Rule 9019 seeking the Bankruptcy Court's approval of the FGIC Settlement Agreement [Docket No. 3929], and

the Bankruptcy Court scheduled a hearing to consider the motion on August 16 and 19, 2013.<sup>41</sup> In addition, the FGIC Rehabilitation Court held a hearing on August 6, 2013 to consider approval of the FGIC Settlement Agreement. It is a termination event under the Plan Support Agreement if the FGIC Rehabilitation Court shall not have approved the FGIC Settlement Agreement by August 19, 2013. At the request of the Bankruptcy Court, the Debtors, the Creditors' Committee, Ally, FGIC and certain of the Consenting Claimants, in each case as required pursuant to the applicable documents, consented to extending the deadlines under the Plan Support Agreement and FGIC Settlement Agreement for approval of the FGIC Settlement to September 16, 2013 to provide sufficient time for the FGIC Rehabilitation Court to rule on the matter,<sup>42</sup> and permit the Bankruptcy Court to consider the evidence and any necessary post-trial briefing.

FGIC has asserted Claims against each of the ResCap Debtors, the GMACM Debtors and the RFC Debtors in the amount of \$1.85 billion. Pursuant to the FGIC Settlement Agreement, if approved, the FGIC Claims shall be deemed allowed as General Unsecured Claims against each of the ResCap Debtors, the GMACM Debtors, and the RFC Debtors in the aggregate amount of \$596.5 million if the Plan does not become effective and \$934 million if the Plan becomes effective, and will be allocated among each of those Debtors as described below. If the Plan does not become effective, FGIC will also be allowed to assert three General Unsecured Claims, one each against each of the ResCap Debtors, the GMACM Debtors, and the RFC Debtors as reflected in the proofs of claim filed by FGIC in the Chapter 11 Cases, with all claims by FGIC (including the deemed allowed portion referenced above or otherwise) against each such entity capped in each case at the amount of \$596.5 million, and the Debtors reserve all rights to object to such claims, including any objection to the amount or priority of such claims above the deemed allowed portion.

If the Plan becomes effective, the Allowed amounts of the General Unsecured Claims held by FGIC shall be: \$337.5 million against the ResCap Debtors, \$181.5 million against the GMACM Debtors, and \$415.0 million against the RFC Debtors. In full and final satisfaction of

---

<sup>41</sup> Certain parties, including Freddie Mac, an ad hoc group of holders of residential mortgage backed securities issued by the FGIC Insured Trusts (the "Investor Objectors"), and the Junior Secured Noteholders, filed objections to the FGIC Settlement. Freddie Mac and the Investor Objectors opposed the proposed findings that (i) the FGIC Settlement is in the best interests of investors in the FGIC-wrapped trusts and (ii) the FGIC Trustees have acted reasonably and in good faith in entering into the settlement, and the Junior Secured Noteholders objected to the Settlement on the grounds that the allowance of the FGIC Claims is not an appropriate exercise of the Debtors' business judgment. The Plan Proponents and the parties to the FGIC Settlement believe that these objections should be overruled, and believe that the FGIC Settlement, including the proposed findings regarding the FGIC Settlement, is reasonable and appropriate and should be approved by the Court.

<sup>42</sup> On August 16, 2013, the FGIC Rehabilitation Court issued a decision approving the FGIC Settlement, finding that "[i]n the limited context of [the FGIC] Rehabilitation proceeding, as the Rehabilitator has indicated that in his business judgment that such finding is necessary, and as it is in the interest of all FGIC policyholders as a whole that the Settlement Agreement be approved, the Court grants the Rehabilitator's application for a finding that the Trustees acted in good faith and without negligence in entering into the Settlement Agreement; such finding is for the sole purpose of approval of the Settlement Agreement, and limited to this proceeding." In re Fin. Guar. Ins. Co., Index No. 401265/12 (Sup. Ct. N.Y. Cnty. August 16, 2013)

FGIC's General Unsecured Claims against the Debtors, FGIC shall receive on account of its Allowed General Unsecured Claims: (i) its Pro Rata Share of the GMACM Debtors Unit Distribution, (ii) its Pro Rata Share of the RFC Debtors Unit Distribution, and (iii) its Pro Rata Share of the ResCap Debtors Unit Distribution, as applicable.

In addition, pursuant to the FGIC Settlement Agreement, the RMBS Trustees have agreed to release all Claims asserted by the RMBS Trustees arising out of the origination-related provisions in the governing agreements for the FGIC Insured Trusts on behalf of the FGIC Insured Trusts, except claims for past or future losses to holders of securities related to such RMBS Trusts and not insured by FGIC, provided, however, that the FGIC Insured Trusts shall share in distributions to the RMBS Trusts in accordance with the RMBS Trust Allocation Protocol. The Debtors performed an analysis of (i) the estimated lifetime collateral losses of the FGIC Insured Trusts, and (ii) the estimated lifetime losses to holders of securities related to the FGIC Insured Trusts and not insured by FGIC, and determined, in an exercise of their business judgment, that settlement of FGIC's Claims and the Claims asserted by the RMBS Trustees on behalf of the FGIC Insured Trusts, pursuant to the terms of the FGIC Settlement Agreement, is in the best interests of the Estates.

#### **E. The Plan Resolves Certain Securities Claims Against the Debtors and Ally**

Private Securities Claims comprise securities litigation claims against the Debtors and Ally, arising from the purchase or sale of RMBS, asserted by parties who have filed a lawsuit against the Debtors and Ally (including Ally Securities, LLC) within the relevant limitations period or who are Tolled Claimants (defined below). No Private Securities Claims rely on statutory or equitable tolling or have an untested or uncertain right to pursue securities litigation claims against the Debtors and Ally. To the contrary, the Private Securities Claimants asserted or conspicuously preserved securities claims against Ally. As a result, they were identifiable as parties with concrete relevance to a global settlement based on their third party claims. The Plan Proponents have established that Private Securities Claimants include only twenty-one (21) entities, or groups of affiliated entities.<sup>43</sup>

The creation of the Private Securities Claims Trust resolves approximately \$2.429 billion dollars of securities law claims against the Debtors and AFI, including approximately \$1.409

---

<sup>43</sup> The Private Securities Claimants are (i) AIG, (ii) Allstate, (iii) Asset Management Funds d/b/a AMF Funds, AMF Intermediate Mortgage Fund, AMF Ultra Short Mortgage Fund, (iv) Bank Hapoalim B.M., (v) Cambridge Place Investment Management, Inc., in two capacities based on separate actions, (vi) Deutsche Zentra-Genossenschaftsbank, New York Branch, d/b/a DZ Bank AG, New York, DH Holding Trust, (vii) Federal Home Loan Bank of Boston, (viii) Federal Home Loan Bank of Chicago, (ix) Federal Home Loan Bank of Indianapolis, (x) HSH Nordbank AG, HSH Nordbank AG Luxembourg Branch, HSH Nordbank AG New York Branch, HSH Nordbank Securities S.A., (xi) Huntington Bancshares Inc., (xii) IKB Deutsche Industriebank AG, IKB International S.A. in liquidation, (xiii) John Hancock Life Insurance Company (U.S.A.), (xiv) MassMutual, (xv) Principal Life Insurance Company, Principal Funds, Inc., Principal Variable Contracts Funds, Inc., (xvi) Prudential, (xvii) Sealink Funding Limited, (xviii) Sticing Pensioenfonds ABP, (xix) The Union Central Life Insurance Company/Ameritas Life Insurance Corp./Acacia Life Insurance Company, and (xx) the Western and Southern Life Insurance Company, Western-Southern Life Assurance Company, Columbus Life Insurance Company, Integrity Life Insurance Company, National Integrity Life Insurance Company, and Fort Washington Investment Advisors, Inc.

billion in aggregate asserted securities law claims against Ally Securities, in each case arising from, among other things, the Debtors' loan origination activities and the structuring, sponsoring, underwriting, and sale of RMBS. The Private Securities Claims Trust creates a streamlined process for the distribution of recoveries to the Private Securities Claimants with alleged Claims against the Debtors and avoids significant litigation regarding some of the largest claims asserted against the Debtors, including litigation over the validity and value of the Private Securities Claims and whether such claims should be subordinated pursuant to Section 510 of the Bankruptcy Code.

The Private Securities Claims will be settled and resolved through the Private Securities Claims Trust. On the Effective Date, the Private Securities Claims Trust will receive Units constituting the Private Securities Claims Trust Unit Distribution and, subsequently on a periodic basis, will receive distributions equal to \$235.0 million in aggregate, subject to the Adjustments (collectively, the "Private Securities Trust Assets"). As more fully described in Article V.C.2 below, the Private Securities Trust Assets will be distributed to the Private Securities Claims Trust for the benefit of the holders of Allowed Private Securities Claims (the "Private Securities Claims Trust Beneficiaries"), and the Private Securities Claimants shall forego any other recovery from the Debtors or the Liquidating Trust in respect of their Private Securities Claims including any recoveries in the NJ Carpenters Securities Class Action (defined below) and the NJ Carpenters Claims Distribution.

#### **F. The Plan Resolves the Claims of NJ Carpenters**

Subject to District Court approval, the Plan resolves an ongoing securities class action filed against certain Debtors and their former officers and directors, *N.J. Carpenters Health Fund v. Residential Capital LLC*, No. 08 Civ. 8781 (HB) (S.D.N.Y.) (the "NJ Carpenters Securities Class Action"). The proposed settlement would resolve federal securities law claims based on alleged misstatements and omissions in the offering materials for 59 different RMBS offerings with original face amount of approximately \$38 billion. Although the Debtors dispute these claims, they are a source of significant potential liability. Subject to District Court approval, the Plan resolves these claims for a distribution of \$100 million. On June 28, 2013, the District Court preliminarily approved the proposed settlement. Reasonable costs of class notice and administration (estimated to be \$450,000) will be advanced by the Debtors pursuant to authorization by the Bankruptcy Court, which amounts will be deducted from the NJ Carpenters Claims Distribution. If members of the class opt out of the settlement class, they will be ineligible to share in the settlement distribution. To the extent such opt-outs have Allowed Claims against the Estates, or if the settlement is not approved and any class members have Allowed Claims against the Estates, such claims will be treated as General Unsecured Claims, provided, that they may be subject to contractual, legal, or equitable subordination.<sup>44</sup> The Private

---

<sup>44</sup> The Plan Proponents acknowledge that, in the event the NJ Carpenters Settlement has been terminated or the District Court declines to approve the NJ Carpenters Settlement, all rights of the NJ Carpenters Class Members with respect to the Plan and the NJ Carpenters Claims, including but not limited to their rights to dispute the proposed classification of the NJ Carpenters Claims as General Unsecured Claims, dispute the treatment of such claims, oppose any attempt to subordinate the NJ Carpenters Claims, dispute the Third Party Releases, and/or oppose confirmation of the Plan on any other basis, are reserved.

Securities Claimants will not recover through the NJ Carpenters Settlement, irrespective of whether they would otherwise be members of the class that the District Court ultimately certifies for settlement purposes.

#### **G. The Plan Resolves the Claims in the Kessler Class Action**

The Plan contemplates a resolution of claims asserted against the Debtors in *In re: Community Bank of Northern Virginia Second Mortgage Lending Practice Litigation*, filed in the United States District Court for the Western District of Pennsylvania, MDL No. 1674, Case Nos. 03-0425, 02-01201, 05-0688, 051386 (the “Kessler Class Action”), alleging violations of various consumer protection statutes as discussed in detail in Article III. The Kessler Class Action has been pending against the Debtors for over ten (10) years, and is one of the largest putative Borrower class actions pending against the Debtors. As discussed below, on or about June 27, 2013, certain of the Debtors and representatives of the named plaintiffs in the Kessler Class Action entered into a settlement agreement (the “Kessler Settlement Agreement”) resolving the Claims asserted against the Debtors in connection with the Kessler Class Action. On July 31, 2013, the Debtors and representatives of the named plaintiffs filed a joint motion for preliminary and final approval of the Kessler Settlement Agreement. [See Docket No. 4451].

#### **H. The Plan Establishes a Trust to Allow for Payment in Cash to Holders of Borrower Claims**

The Plan provides for the treatment of claims asserted by Borrowers through the establishment of the Borrower Claims Trust. On the Effective Date, the Borrower Claims Trust will be funded in cash with \$57.6 million less any amounts paid by the Debtors to or on behalf of holders of Borrower Claims prior to the Effective Date pursuant to (i) the Supplementary Case Management Procedures<sup>45</sup> or (ii) any other order of the Bankruptcy Court, plus the amount of the Borrower Trust True-Up, if any. The Borrower Claims Trust will be sufficiently funded such that the estimated Allowed Borrower Claims will receive a recovery from the Borrower Claims Trust comparable to recoveries of unsecured Creditors against the applicable Debtor Group against which the Borrower Claims would otherwise have been asserted. The Plan Proponents currently estimate that, based on estimated Allowed Borrower Claims at each of the Debtor Groups, an amount of \$57.6 million, as adjusted, will be sufficient to provide holders of Allowed Borrower Claims with a comparable recovery from the Borrower Claims Trust to that of general unsecured creditors at the respective Debtor Groups against which the Borrower Claims are asserted. Pursuant to the Borrower Trust True-Up, however, to the extent further analysis of the estimated Allowed Borrower Claims reveals that the projected amount to be funded to the

---

<sup>45</sup> The “Supplementary Case Management Procedures” means the *Order Approving Debtors’ Motion Pursuant to 11 U.S.C. §§ 105(a) and (d), Bankruptcy Rules 1015(c), 2002(m), 7016, and 9007 and Local Bankruptcy Rule 2002-2 for Entry of an Order Approving (A) Supplemental to Case Management Order Establishing Mandatory Procedures for Management of Adversary Proceedings Commenced by Borrowers and Former Borrowers and (B) Related Relief [Docket No. 3304], as amended by the Amended Order Approving Debtors’ Motion Pursuant to 11 U.S.C. §§ 105(a) and (d), Bankruptcy Rules 1015(c), 2002(m), 7016, and 9007 and Local Bankruptcy Rule 2002-2 for Entry of an Order Approving (A) Supplemental to Case Management Order Establishing Mandatory Procedures for Management of Adversary Proceedings Commenced by Borrowers and Former Borrowers and (B) Related Relief [Docket No. 3490].*



Borrower Claims Trust will be insufficient to provide holders of Borrower Claims with a comparable recovery to general unsecured creditors of the applicable Debtor Groups, on the Effective Date, the Liquidating Trust will fund the Borrower Claims Trust with an additional amount necessary to provide comparable recoveries to holders of Allowed Borrower Claims. The amount of the Borrower Trust True-Up, if any, will be set forth in the Plan Supplement and filed with the Bankruptcy Court no later than ten (10) days prior to the deadline to object to the Plan.

The establishment of the Borrower Claims Trust—which will be funded with Cash, in contrast to the Units that will be funding the Liquidating Trust—allows for Borrower Claims to be addressed in a streamlined manner, with the oversight of a Borrower Claims Trustee. The Borrower Claims Trust Agreement will establish procedures for the resolution of disputed Borrower Claims, whether pending at the time of confirmation and thereafter. In addition, by funding the Borrower Claims Trust with Cash (rather than Units such as those funding the Liquidating Trust), holders of Allowed Borrower Claims will be able to receive immediate Cash payments on account of such Claims, and the recoveries will be unaffected by any variation in the projected distributable value for unsecured creditors as a result of the wind down of the Debtors' Estates.

In addition to the amounts that will be funded to the Borrower Claims Trust, the Board of Governors of the Federal Reserve System (the "FRB") and the Debtors have agreed to an amendment to the Consent Order,<sup>46</sup> pursuant to which the Debtors have funded approximately \$230 million in Cash that will then be paid directly to Borrowers, in full satisfaction of the foreclosure review requirements under the Consent Order.<sup>47</sup> By entering into the amendment to the Consent Order, the Debtors eliminated costly professionals' fees associated with the foreclosure review, and, by entering into the Global Settlement, the Debtors resolved outstanding litigation with AFI regarding the allocation of liabilities for the foreclosure review obligations and ensured expedited payment of remediation payments to Borrowers. To the extent a holder of a Borrower Claim receives payment pursuant to the settlement of the Debtors' obligations under the Consent Order, the amount of such Borrower Claim shall be reduced in an amount equal to the amount received.

Certain Borrower Claims may also be covered by insurance policies. The Plan provides that, except as set forth in the Kessler Settlement Agreement, to the extent a Borrower recovers insurance proceeds on account of all or a portion of a Borrower Claim, (i) if distributions on account of such Allowed Borrower Claim have not been made, the Allowed Borrower Claim amount shall be reduced to the extent paid by insurance proceeds, or (ii) if distributions on account of such Allowed Borrower Claim have been made, the direct recipient of such proceeds

---

<sup>46</sup> The Bankruptcy Court approved the Debtors' entry into the amendment to the Consent Order on July 26, 2013 [Docket No. 4365].

<sup>47</sup> The Borrowers who will be entitled to some payment under the FRB settlement include any Borrower who was in some stage of active foreclosure proceedings during 2009 and 2010. In addition, certain Borrowers will receive remediation payments as a consequence of a separate review related to Borrowers who were eligible to receive benefits under the Service Members' Civil Relief Act from January 1, 2006 – March 12, 2012 undertaken as part of the DOJ/AG Settlement.

will be required to return a proportionate amount (such proportionate amount determined by dividing the recovered insurance proceeds by the Allowed amount of the Borrower Claim) of any prior distributions from the Borrower Claims Trust Assets made on account of such Borrower Claim to the Borrower Claims Trust. Such Borrower shall hereafter be entitled to its proportionate share of any future distribution from the Borrower Claims Trust.

### **I. The Plan Provides Junior Secured Noteholders with Payment in Full**

While the Junior Secured Noteholders (as defined herein) are not a party to the Plan Support Agreement and have not consented thereto, the Plan provides that the Junior Secured Noteholders will receive payment in full on account of their Allowed Claims (*e.g.*, the secured claims for outstanding principal, accrued pre-petition interest, and any applicable post-petition interest), with such amount to be determined pursuant to pending adversary proceedings challenging the extent and validity of the Junior Secured Noteholders' claims and security interests. Specifically, the Debtors and the Creditors' Committee believe that the Junior Secured Noteholders are significantly undersecured and therefore not entitled to post-petition interest. Accordingly, as described in greater detail below, the Debtors and the Creditors' Committee each filed a complaint seeking to determine the extent and validity of the liens and claims of the Junior Secured Noteholders. Such litigation has been consolidated (the "JSN Adversary Proceeding") and the causes of action bifurcated for trial in two phases. The first phase ("Phase I"), which relates to the Junior Secured Noteholders' recoveries, is scheduled for trial in October 2013. The second phase ("Phase II"), which relates to issues that implicate creditors more broadly, including issues proposed to be resolved through the Plan and the Global Settlement reached therein, is to be adjudicated at the Confirmation Hearing and, if necessary, in subsequent proceedings scheduled by the Court.<sup>48</sup>

If the Bankruptcy Court ultimately determines in Phase I of the JSN Adversary Proceeding or at the Confirmation Hearing that the Junior Secured Noteholders are oversecured, then, to the extent they are oversecured, the Junior Secured Noteholders will receive payment on or around the Effective Date or over time by the Liquidating Trust of post-petition interest under the Plan on account of their Secured Claims, which will reduce the value of Units distributable under the Plan and thereby reduce distributions to the unsecured Creditors holding such Units on a pro rata basis. In addition to the issues to be addressed in Phase I, the Court could determine that the Junior Secured Noteholders are oversecured and thus entitled to post-petition interest if it concludes, among other things, that:

1. as a result of the compromise of the Intercompany Balances, the Junior Secured Noteholders' aggregate collateral has suffered a diminution in value, such that the

---

<sup>48</sup> The Debtors and the Creditors' Committee believe that if the Plan (which incorporates the Global Settlement) is confirmed, all Phase II issues will have been adjudicated or become moot. The Junior Secured Noteholders disagree and believe that certain causes of action will need to be tried in Phase II if the Court has not already found in Phase I that the Junior Secured Noteholders are entitled to full post-petition interest.

Junior Secured Noteholders are entitled to an adequate protection claim in the amount of the decline;<sup>49</sup>

2. the Junior Secured Noteholders' liens attach to some or all of the Ally Contribution; and/or
3. as a result of the Plan's non-allocation of the Ally Contribution, the Junior Secured Noteholders' aggregate collateral has suffered a diminution in value, such that the Junior Secured Noteholders are entitled to an adequate protection claim in the amount of the decline.

**J. The Plan Resolves Claims of the Senior Unsecured Noteholders and the Senior Unsecured Notes Indenture Trustee**

The Plan provides for a good faith compromise and settlement of claims that the Senior Unsecured Notes Indenture Trustee, on behalf of the Senior Unsecured Noteholders, has against the Ally Released Parties and certain other Debtors. The claims related to, among other things, a breach of the Senior Unsecured Notes Indenture as well as claims held by the ResCap Estate against Ally relating to, among other things, the transfer of Ally Bank from ResCap to or for the benefit of Ally.

**K. The Plan Resolves Issues Relating to Substantive Consolidation of the Debtors' Estates**

The Plan provides for a settlement and compromise of the issues relating to whether the liabilities and the assets of the Debtors should be substantively consolidated for purposes of distributions under the Plan. Specifically, the Plan provides for partial consolidation of the Debtors into three (3) Debtor Groups, as described above, solely for purposes of describing their treatment under the Plan, confirmation of the Plan, and making distributions under the Plan.<sup>50</sup>

---

<sup>49</sup> To be clear, the Debtors and the Creditors' Committee do not believe that the Court should entertain the Junior Secured Noteholders' efforts to obtain an adequate protection claim arising from the compromise of the Intercompany Balances, because, among other things: (a) the Junior Secured Noteholders have never had any protectable property interest in the Intercompany Balances, as under the controlling documents the Debtors have at all times had the right to compromise, forgive, or otherwise dispose of Intercompany Balances, and did so consistently during the years leading up to the Petition Date; (b) as the Junior Secured Noteholders' counsel has noted, in the absence of the Global Settlement, the Intercompany Balances have little or no value, and certainly not enough to have rendered the Junior Secured Noteholders oversecured; (c) the value of the Junior Secured Noteholders' collateral (including Intercompany Balances) at the Petition Date was substantially less than what they are receiving under the Plan, such that there is no basis for a finding of diminution in value; and (d) litigation over such a putative adequate protection claim would improperly subvert much of the benefit of the compromise, by requiring precisely the same time-consuming and costly litigation the settlement was intended to avoid. The Plan Proponents expressly preserve and intend to advance these arguments, but in the event the Court disagrees and finds that the Junior Secured Noteholders are entitled to an adequate protection claim on this issue, such a finding would not be inconsistent with the Plan and Global Settlement.

<sup>50</sup> Exhibit 3 annexed hereto contains organizational charts detailing the Debtor entities. As set forth in the Plan Support Agreement, the grouping of Debtors set forth in the Plan remains subject to change with the reasonable consent of the Plan Proponents, Ally, and the Consenting Claimants.

The decision to partially consolidate the Debtors solely for the foregoing purposes was made after considering the various factors weighing both in favor of and against substantive consolidation. The Debtors concluded that complex, time-consuming, and uncertain litigation was likely if the issue of substantive consolidation was not earlier resolved, and that the cost of such litigation could pose a material risk to the Debtors' plan efforts and all Creditor recoveries. Moreover, the Debtors determined that the partial consolidation proposed in the Plan is consistent with applicable law because it does not harm any creditors.

The majority of the assets of the Debtors' Estates reside at ResCap, GMACM, and RFC, with the Debtor subsidiaries within each Debtor Group having little to no assets available for distribution to Creditors. In addition, the majority of Claims asserted against the Debtors are asserted against ResCap, GMACM, and RFC, with, in limited circumstances, *de minimis* Claims asserted against the other Debtor subsidiaries within a Debtor Group. In light of the location of Claims and assets, the partial consolidation proposed in the Plan confers the benefits of convenience and expediency without compromising Creditor recoveries at any Debtor. Under the Plan, each holder of an Allowed Claim will receive, on account of its Claim, property of a value, as of the Effective Date of the Plan, that is not less than the amount that it would receive if the Debtors were liquidated under Chapter 7 of the Bankruptcy Code. Accordingly, based upon the Plan Proponents' analysis, no creditors are harmed by the proposed grouping of the Debtors into the Debtor Groups for distribution purposes under the Plan.

The single exception to the partial consolidation described above applies to holders of General Unsecured Claims against Debtor ETS. To ensure that the Plan meets the "best interest of creditors" test, following a review and analysis by the Debtors of each Debtor's assets and the estimated Allowed Claims against each individual Debtor's Estate, the Plan provides, with respect to Debtor ETS, that holders of ETS Unsecured Claims will receive Cash, to be distributed pro rata, in an amount equal to the value of assets remaining in the ETS estate after the payment of Allowed Claims with a senior priority.

**L. The Plan Contains a Compromise of Intercompany Balances and Resolves Subrogation and Other Disputed Intercompany Issues**

The Debtors' books and records reflect various intercompany payables and receivables among various Debtor entities as of the Petition Date. These balances were accumulated through tens of thousands of separate transactions over a period of years from a course of dealing whereby certain Debtors made payments under pre-petition loan agreements for the benefit of other Debtors, or by operation of the Debtors' centralized cash management system. The seven largest Intercompany Balances, which comprise approximately 96% of all Intercompany Balances, are described on Exhibit 6 annexed hereto.

The Debtors filed their Schedules of assets and liabilities on June 30, 2012 [Docket Nos. 548 - 649], as amended, which reflected the Intercompany Balances that existed on the Debtors' books and records as of the Petition Date. Since the filing of these Schedules, the Debtors conducted an extensive analysis of the Intercompany Balances to determine whether they should be treated as Allowed Claims, subordinated to other Claims, subject to set-off, or recharacterized as equity contributions or dividends. The analyses focused on the intent associated with each

balance, including but not limited to consideration of the following factors: (i) the names given to the instruments, if any, evidencing the indebtedness; (ii) the presence or absence of a fixed maturity date and schedule of payments; (iii) the presence or absence of a rate of interest and interest payments; (iv) the source of repayments of the purported indebtedness; (v) the adequacy or inadequacy of the capitalization of the net receiver; (vi) the identity of interest between net receiver and the “lender”; (vii) the security, if any, for the putative debt; (viii) the ability of the net receiver to obtain financing from outside lenders; (ix) the extent to which the payments were subordinated to the claims of outside creditors; (x) the extent to which the advances were used to acquire capital assets; and (xi) the presence or absence of a sinking fund to provide repayments. The Debtors also reviewed historical practices and other evidence as to whether there was any intent that Intercompany Balances would be enforced or repaid.

The Debtors shared their analyses and supporting materials with advisors for the Creditors’ Committee. The Creditors’ Committee’s advisors independently reviewed the supporting materials and analyses and performed follow-up due diligence on the Intercompany Balances. The Creditors’ Committee’s advisors provided reports to the full Creditors’ Committee on the Intercompany Balances.

After conducting this analysis, the Debtors and the Creditors’ Committee, based upon their independent review and analysis, believe that the Intercompany Balances reflected in the Schedules lack many of the indicia of true debt and likely would not be enforceable Intercompany Balances. While the Intercompany Balances generally were a result of the Debtors’ shared cash management system, evidence reflects no consistent practice of repayment or other formal settlement of such balances. Most Intercompany Balances are not supported by documents other than entries in the accounting records. For the few instances in which agreements exist, the documents often contemplated a “lending” relationship (A owes B) that is the reverse of the existing balance (B owes A). In nearly all instances, interest on Intercompany Balances did not accrue, accrued but was not paid, or, in one instance, was paid even though the agreement did not provide an interest rate. Further, in each instance, the same individuals, entities, or affiliates controlled both the “lender” and the net receiver upon the commencement of the “lending” relationship.

On numerous occasions, where the existence of an intercompany payable on a Debtor’s balance sheet threatened the solvency and net worth thresholds required under external funding agreements, or by federal and state regulators, the putative debt obligations were forgiven. Additionally, putative debt obligations were forgiven among the Debtors and certain non-Debtor subsidiaries in connection with the Debtors’ international transactions and the dissolution of entities. Approximately \$16.6 billion of debt was forgiven without consideration from 2007 through the Petition Date.

As a result of these facts, even if the Intercompany Balances reflected on the Debtors’ books and records were accurate and enforceable debts, any attempt to enforce such claims would inevitably result in litigation relating to, among other things, (i) potential avoidance of historical debt forgiveness; (ii) failure to charge Debtor entities with allocable expenses; and (iii) substantive consolidation. Indeed, as discussed herein, Wilmington Trust, on behalf of the Senior Unsecured Noteholders, has already requested in the Wilmington Trust Standing Motion

standing to pursue certain Estate Causes of Action that forgiveness of intercompany debt constituted constructive and actual fraudulent transfers. Pursuant to the Global Settlement, all Intercompany Balances will be compromised under the Plan. In light of the analysis of the Intercompany Balances, in addition to the cost and delay that could result from litigating these issues, the Plan Proponents believe that the compromise of Intercompany Balances embodied in the Plan is in the best interest of the Estates and creditors.

Setting aside the cost of reviewing, analyzing, and taking discovery with respect to tens of thousands of transactions, litigation of these and similar claims would be extremely time-consuming and expensive. Fraudulent conveyance, substantive consolidation, recharacterization, and similar issues are highly complex and factually intensive, requiring extensive discovery and expert testimony addressing solvency, valuation, contemporaneous exchange of value, arms'-length terms, accounting practices, allocation issues, and so forth. Experience in similar cases demonstrates that, absent consensual resolution, fully litigating these issues would cost the Estates tens of millions of dollars, and substantially delay the ability to confirm any Chapter 11 plan.

Given the numerous inter-related litigations that would arise from any attempt to enforce the Intercompany Balances and any objections thereto, it was clear that the uncertainty and costs associated with litigating the intercompany issues would impact all Creditor recoveries. As part of the Global Settlement, each Debtor, with the support of the Creditors' Committee and the Consenting Claimants, has agreed to compromise the Intercompany Balances. For purposes of the Plan, Intercompany Balances, as well as any subrogation claims and fraudulent conveyance claims related to the forgiveness of intercompany debt, will be compromised as part of the Global Settlement, and waived, cancelled, and discharged on the Effective Date, and holders of Intercompany Balances will receive no recovery on account of such claims.

The Debtors and the Creditors' Committee have concluded that the compromise of Intercompany Balances is reasonable in consideration of all of the factors discussed above, including (i) the Debtors' and Creditors' Committee's analysis and conclusion that the Intercompany Balances reflected on the Schedules lack indicia of true debt and are not enforceable claims; (ii) the costly and time-consuming litigation that would result from any effort to enforce the putative Intercompany Balances; (iii) the inability to reach consensual agreement with numerous Creditor constituencies absent consensual resolution of the Intercompany Balances and inextricably related issues; and (iv) the substantial benefits to all creditor constituencies from the Global Settlement. For these reasons, the Plan Proponents and the Consenting Claimants agree that it is in the best interest of the Debtors' Estates and their Creditors to compromise the Intercompany Balances.

#### **M. The Plan Allocates the Estate Assets and Administrative Expenses among Debtor Groups and Creditor Constituencies**

The cornerstone of the Global Settlement is the \$2.1 billion Ally Contribution, together with Ally's other substantial contributions through the Chapter 11 Cases, in exchange for the Debtor Release and Third Party Releases. Through the negotiation process, the parties

determined to allocate the Ally Contribution as follows (which remains subject to adjustment based on amounts reserved for Disputed Claims):

<b>Entity</b>	<b>Allocation</b>
ResCap Debtors	\$782.74 million
GMACM Debtors	\$462.32 million
RFC Debtors	\$462.32 million
Private Securities Claims Trust	\$235.00 million
Borrower Claims Trust	\$57.62 million
NJ Carpenters Claims Distribution	\$100.00 million
<b>TOTAL</b>	<b>\$2.10 billion</b>

The agreed upon allocation of the Ally Contribution was a central focus of the mediation sessions, and reflects a thorough analysis of a number of variables.<sup>51</sup> First, the parties analyzed the assets available for unsecured Creditors at each of the Debtor Groups, and determined that the GMACM and RFC Debtors held significant unencumbered assets, whereas the ResCap Debtors had little to no unencumbered assets available for distribution to unsecured Creditors at those entities. Second, the parties then analyzed the Secured Claims and Unsecured Claims asserted against each of the Debtors, the allocation of Allowed Claims against each Debtor Group. Third, the parties considered the rights and Causes of Action that each of the Debtor Groups could pursue against Ally, as identified by the Debtors and the Creditors' Committee through their investigations. After conducting each of these analyses, the parties determined that the proposed allocation of the Estate assets is reasonable and appropriate, and is in the best interest of the Estates and the creditors of each of the Debtor Groups.

The Global Settlement also embodies an allocation of accrued and projected administrative expenses among the Debtor Groups. The Debtors project that, after April 30, 2013, there will be approximately \$1.086 billion in administrative costs to wind-down the Estates. In light of the fact that the GMACM Debtors and the RFC Debtors were the operating companies and have the greatest amount of unencumbered assets available for unsecured Creditors, in contrast to the ResCap Debtors with limited operations and assets, and as part of the global compromise and settlement, the settling parties agreed to allocate the accrued and projected administrative costs to the GMACM Debtors and the RFC Debtors, with no administrative expenses allocated to the ResCap Debtors, as appropriate under the circumstances. Specifically, the parties determined that of the projected \$1.086 billion in administrative costs, \$836.3 million shall be allocated to the GMACM Debtors, and \$249.8 million shall be allocated to the RFC Debtors.

After payment of all projected Allowed secured, administrative, and priority Claims, which includes all wind-down costs, the Debtors estimate that, based upon the projected Estate

---

<sup>51</sup> Thus, the Global Settlement does not include an allocation of any portion of the Ally Contribution on account of specific Claims or Causes of Action that could be pursued by the Debtors or third parties.

assets (including the Ally Contribution, Cash and non-Cash assets) available for distribution to unsecured creditors at each of the Debtors' Estates, the following amounts will be available for distribution to unsecured creditors:

<b>Entity</b>	<b>Allocation</b>
ResCap Debtors	\$748.8 million
GMACM Debtors	\$665.9 million
RFC Debtors	\$812.4 million
Private Securities Claims Trust	\$235.0 million
Borrower Claims Trust	\$57.6 million
NJ Carpenters Claims Distribution	\$100.0 million
<b>TOTAL</b>	<b>\$2,619 million</b>

In light of the fact that the cost to wind down the Estates remains uncertain and the value of certain non-Cash assets held by the Estates will vary as they are liquidated over time, the Plan provides that any increase or decrease in administrative expenses and/or the value of all of the Debtor Estates from current projections, would be shared among the ResCap Debtors, the GMACM Debtors, the RFC Debtors, and the Private Securities Claims Trust, pro rata.

**N. Implementation of the Plan**

**1. Plan Funding**

Funding for the Plan is derived from two primary sources, (1) proceeds from the Asset Sales (defined herein) and the liquidation of the remaining assets of the Estates, and (2) the Ally Contribution. The creation and implementation of the Liquidating Trust, the Borrower Claims Trust and the Private Securities Claims Trust, each as described below will facilitate the making of distributions to holders of Allowed Claims.

**2. Establishment of the Liquidating Trust**

The Plan establishes a Liquidating Trust and vests substantially all of the Debtors' assets, including the Ally Contribution (with the exception of certain assets designated to remain with the Debtors) in the Liquidating Trust.<sup>52</sup> From and after the Effective Date, the Liquidating Trust will (i) make Cash distributions to holders of certain Claims, as described below; (ii) issue Units (defined below) to holders of Allowed Unsecured Claims and to a Disputed Claims Reserve (defined below); (iii) monetize the non-Cash assets; (iv) make Cash distributions to holders of Units, including on Units held in the Disputed Claims Reserve; (v) administer and make distributions from the Disputed Claims Reserve and the Liquidating Trust Administrative Reserve; (vi) effect the general wind-down of the Debtors' Estates following the Effective Date; (vii) facilitate and complete the potential resolution of any remaining regulatory obligations

<sup>52</sup> A predecessor to the Liquidating Trust was initially formed pursuant to a Declaration of Trust as a common law trust under the laws of the State of Delaware. On or prior to the Effective Date, the Delaware Trustee will file a Certificate of Conversion and a Certificate of Trust in accordance with the Delaware Statutory Trust Act to convert the initial trust to a Delaware statutory trust that will constitute the Liquidating Trust under the Plan.



owed by the Debtors under the DOJ/AG Settlement; and (viii) engage in general administrative functions in connection with the foregoing.

### **3. Distributions of Cash by the Liquidating Trust**

On or as soon as practicable after the Effective Date, the Liquidating Trust will: (i) fund the Borrower Claims Trust with Cash in the amount of \$57.6 million, as may be reduced by amounts paid by the Debtors to or on behalf of holders of Borrower Claims prior to the Effective Date pursuant to the Supplementary Case Management Procedures or any other order of the Bankruptcy Court plus the amount of the Borrower Trust True-Up, if any; (ii) if the related settlement is approved, pay the NJ Carpenters Claim Distribution in Cash in the amount of \$100 million, less any funds previously expended by the Estates to administer the NJ Carpenters Settlement; (iii) make Cash distributions to the holders of Allowed Administrative Claims, Allowed Priority Claims, Allowed Other Secured Claims; (iv) pay the Allowed Junior Secured Notes Claim in full in Cash; (v) make Cash distributions to the holders of Allowed ETS Unsecured Claims; (vi) establish the Liquidating Trust Administrative Reserve, the Professional Fee Escrow Account, and the Administrative, Priority, Secured, and Convenience Distribution Reserve; and (vii) make Cash distributions on account of Units, as set forth below.

### **4. Issuance of Units by the Liquidating Trust**

Beneficial interests in the Liquidating Trust, in the form of liquidating trust units (the “Units”) will be issued by the Liquidating Trust to holders of Allowed Unsecured Claims (other than RMBS Trust Claims, Borrower Claims, NJ Carpenters Claims, and ETS Unsecured Claims) against the ResCap Debtors, the GMACM Debtors, and the RFC Debtors, and to the RMBS Claims Trust and the Private Securities Claims Trust.

The total number of Units to be initially issued and outstanding, including the Units to be held in the Disputed Claims Reserve, will be 100 million Units. Annexed as Exhibit 7 to the Disclosure Statement is the Debtors’ Recovery Analysis. Based on the Debtors’ Recovery Analysis, the estimated distributable value to holders of the beneficial interests in the Liquidating Trust is approximately \$2.462 billion. Therefore, based on the Debtors’ estimates, each Unit is worth \$24.62.<sup>53</sup> As set forth in the chart below, the Units issuable pursuant to the Plan will be allocated among the Private Securities Claims Trust and the holders of Allowed Claims against the respective Debtor Groups in accordance with their percentage of distributable value from the Liquidating Trust (each, a “Unit Issuance Percentage”):

---

<sup>53</sup> The estimated value of each Unit does not take into account the anticipated delay in making distributions on account of non-Cash assets to be held in the Liquidating Trust.

	Allocated Amount <sup>54</sup>	Unit Issuance Percentage	Allocated Units
ResCap Debtors	\$748.8 million	30.41%	30.41 million
GMACM Debtors	\$665.9 million	27.05%	27.05 million
RFC Debtors	\$812.4 million	33.00%	33.00 million
Private Securities Claims Trust	\$235.0 million	9.55%	9.55 million
<b>Total</b>	<b>\$2.462 billion</b>	<b>100.00%</b>	<b>100 million</b>

The holders of Allowed Unsecured Claims against a Debtor Group (or the RMBS Claims Trust, as applicable) will receive their proportionate share of the total Units issued at that Debtor Group (each a “Debtor Group Unit Distribution”). The Plan also provides a mechanism for adjusting the Unit Issuance Percentages such that any dilution from additional Allowed Unsecured Claims beyond current projections will be borne by all Unitholders on a pro rata basis. Prior to the Initial Unit Distribution Date, a determination shall be made of the estimated amount of Unsecured Claims against each of the Debtor Groups that are Disputed Claims, in accordance with the provisions of Article VIII.D.<sup>55</sup> Thereupon, the Unit Issuance Percentages shall be adjusted such that all Unitholders shall share proportionately in the accretion or dilution of recoveries as a result of variances in the Allowed amounts of Unsecured Claims from the amounts set forth in the Disclosure Statement; and shall be further adjusted through an iterative mathematical process such that all holders of Allowed Unsecured Claims against a Debtor Group receive Units in the same ratio of number of Units to Allowed amount of Claim. Thus, the Debtor Group Unit Distributions shall be determined based on the respective Unit Issuance Percentages (after adjustment), and shall include, with respect to each Debtor Group, the Units to the issued to holders of Allowed Unsecured Claims against that Debtor Group as of the Initial Unit Distribution Record Date and the Units to be issued to the Disputed Claims Reserve with respect to that Debtor Group. For the purposes of this paragraph, proportionately means in proportion to the recovery of the holders of Unsecured Claims in the amounts set forth in Article I.D of the Disclosure Statement. **The Illustrative Unit Issuance Structure, which explains how the Units will be distributed in accordance with the Plan, is annexed hereto as Exhibit 4.**

Each Unit will entitle its holder to the pro rata share of the Cash of the Liquidating Trust available for distribution following the funding of the Borrower Claims Trust, the making of payments to or reserving for Allowed Administrative Claims, Allowed Priority Claims, and Allowed Other Secured Claims, the distribution on account of NJ Carpenters Claims, distribution on account of the Allowed ETS Claims, and payment of the Junior Secured Notes Claims, and the funding of reserves to pay the administrative expenses of the Liquidating Trust. The Cash of the Liquidating Trust will include Cash transferred to the Liquidating Trust as of the Effective

---

<sup>54</sup> All amounts, other than the NJ Carpenters Claims Distribution and Borrower Claims Trust (which will be funded with Cash on the Effective Date as described herein), have been updated from the amounts contemplated in the Plan Support Agreement to reflect an increase in the projected distributable value available for unsecured creditors since the time the Plan Support Agreement was executed.

<sup>55</sup> The Plan Proponents will file a motion seeking to establish a Disputed Claims Reserve, pursuant to which the Plan Proponents will estimate, as of the Initial Unit Issuance Date, the amount needed to fund the reserve for Disputed Claims against each of the Debtor Groups.

Date, including the Ally Contribution, and Cash that subsequently becomes available to the Liquidating Trust as a result of the sale or other monetization of the non-Cash assets of the Liquidating Trust.

Units will be issued in global certificate form only and registered to DTC, with interests in the certificate being held in book-entry form through DTC participants, for so long as the Units are eligible to be held through DTC. Holders of Allowed Unsecured Claims (other than holders of RMBS Trust Claims, whose Units will be delivered to the RMBS Claims Trust and holders of Senior Unsecured Notes, whose Units will be delivered to the Senior Unsecured Notes Trustee) must follow specified procedures to designate a broker, bank or other financial institution that is a direct or indirect DTC participant with whom they have a securities account in order to receive their Units. As part of these procedures, a notice will be sent on behalf of the Liquidating Trust to the holders of Allowed Unsecured Claims (other than holders of RMBS Trust Claims and holders of Senior Unsecured Notes) shortly after the Plan is confirmed asking each such holder to identify the broker, bank or other financial institution with whom such holder has a security account into which his, her or its Units may be deposited.

The Liquidating Trust will make an initial distribution of Cash to the holders of Units, including the Units held in the Disputed Claims Reserve, as soon as practicable after the Effective Date. The Liquidating Trust will make subsequent, additional distributions of Cash to holders of Units as its non-Cash assets are monetized.

#### **5. Establishment of the Disputed Claims Reserve**

From the 100 million Units, the Liquidating Trust will reserve Units for those Disputed Claims that remain disputed but may become Allowed through the claims resolution process after the Effective Date (the “Disputed Claims Reserve”). The number of Units issued to the Disputed Claims Reserve in respect of each Debtor Group will equal the Debtor Group Unit Distribution of that Debtor Group, less the Units issuable to holders of Allowed Unsecured Claims against that Debtor Group as of the Initial Unit Distribution Record Date, which will be in an amount sufficient to satisfy all Disputed Claims against the particular Debtor Group as if they were Allowed in their estimated amounts as of the Initial Unit Distribution Record Date.

Upon each Cash distribution to holders of Units, Cash distributed in respect of the Units in the Disputed Claims Reserve will remain in the Disputed Claims Reserve. As Disputed Claims become Allowed, Units and Cash will be distributed from the Disputed Claims Reserve in an amount equal to what the holders of the Claims would have received had they been Allowed as of the Initial Unit Distribution Record Date. To the extent Disputed Claims are disallowed, the Units reserved on account of those claims will be cancelled, and the Cash on reserve for such Units will be available for distribution to holders of Units or to pay expenses of the Liquidating Trust. After all Units, and the Cash distributed with respect thereto, have been distributed from the Disputed Claims Reserve, no further distributions will be made in respect of Disputed Claims.

## **6. Establishment of the Private Securities Claims Trust**

As described in greater detail in Article V, the Plan contemplates establishing a Private Securities Claims Trust which shall administer and distribute the Private Securities Claims Trust assets to holders of Private Securities Claims in accordance with the Private Securities Claims Trust Agreement. The Private Securities Claims Trust shall, to the extent necessary, perform the following duties: (i) directing the processing, liquidation and payment of the Allowed Private Securities Claims in accordance with the Private Securities Claims Trust Agreement; and (ii) preserving, holding, and managing the assets of the Private Securities Claims Trust for use in making distributions to holders of Allowed Private Securities Claims. The Private Securities Claims Trust Agreement shall include, among other things: (i) the terms, methodology, criteria, and procedures for distributing either (a) the Cash distributed by the Liquidating Trust in respect of the Units allocated to the Private Securities Claims Trust to holders of Allowed Private Securities Claims, or (b) the Units transferred to the Private Securities Claims Trust that constitute the Private Securities Claims Trust Unit Distribution; and (ii) to the extent necessary, the establishment of appropriate Disputed Claims Reserves.

## **7. Establishment of the Borrower Claims Trust**

As described in greater detail in Article V, the Plan contemplates establishing a Borrower Claims Trust that will, among other things, (i) direct the processing, liquidation and payment of Allowed Borrower Claims, (ii) provide for the treatment of insurance, if any, that may be available for the satisfaction of Allowed Borrower Claims, (iii) provide for the prosecution and settlement of objections to Borrower Claims including those that may have been filed previously by the Debtors or any other party (iv) establish affirmative claims reserves for disputed Borrower Claims, and (v) establish streamlined procedures for the resolution of objections to any disputed Borrower Claims, inclusive of any counterclaims or offsets in favor of the Debtors.

## **8. Establishment of the RMBS Claims Trust**

The Plan contemplates establishing an RMBS Claims Trust which shall administer and distribute the RMBS Claims Trust assets to holders of RMBS Trust Claims in accordance with the RMBS Claims Trust Agreement. The RMBS Claims Trust shall, among other things, (i) direct the processing, liquidation and payment of the Recognized RMBS Trust Claims in accordance with the Plan, and (ii) preserve, hold, and manage the assets of the RMBS Claims Trust for use in making distributions to holders of Recognized RMBS Trust Claims.

### **ARTICLE III.** **BACKGROUND**

#### **A. The Debtors' Businesses and Operations**

##### **1. Overview**

As a result of the commencement of the Chapter 11 Cases and the sale of the Debtors' mortgage loan servicing and origination platform (the "Origination and Servicing Business") to Ocwen and Walter and the Debtors' "legacy whole loan" portfolio (the "Whole Loan Portfolio")

to Berkshire Hathaway, Inc. (“Berkshire”) for a combined total of approximately \$4.1 billion in gross sale proceeds (prior to reduction for payment of assumed liabilities, cure costs, and other associated liabilities) (together, the “Asset Sales”), the Debtors’ operations have significantly changed. A general description of the Debtors’ organization and business prior to the Petition Date is set forth below.

Prior to the Petition Date, the Debtors were a leading residential real estate finance company indirectly owned by non-Debtor AFI. The Debtors, together with their non-debtor subsidiaries, managed their mortgage-related businesses in two business lines: (i) the Origination and Servicing Business, and (ii) the Whole Loan Portfolio and other business, which the Debtors started to wind down prior to the Petition Date. As discussed herein, following the Petition Date, the Debtors sold substantially all of the assets associated with the Origination and Servicing Business to Ocwen and Walter and sold the Whole Loan Portfolio to Berkshire.

## **2. Origination and Servicing**

Prior to the closing of the Asset Sales, the principal activities of the Debtors’ Origination and Servicing Business included: (a) brokering, originating, purchasing, selling and securitizing residential mortgage loans throughout the United States for the Debtors and their non-Debtor affiliate, Ally Bank; and (b) servicing residential mortgage loans throughout the United States for the Debtors, Ally Bank, and other investors in residential mortgage loans and in RMBS. The Debtors obtained Bankruptcy Court approval to continue these operations in the ordinary course during the pendency of these Chapter 11 Cases.

GMACM, under the GMAC Mortgage brand, brokered and originated mortgage loans through a consumer lending business that consisted of internet and telephone-based call center operations and, to a lesser extent, a retail network of loan officers who had direct contact with consumers. GMACM brokered its loan production in 47 states to Ally Bank. Ally Bank underwrote and originated loans based on loan application packages submitted by GMACM in accordance with applicable regulatory and industry standards. In recent years, substantially all of the Debtors’ loan production consisted of conforming loans (that is, loans that met the required guidelines of Fannie Mae,<sup>56</sup> Freddie Mac,<sup>57</sup> or Ginnie Mae,<sup>58</sup> as applicable) and a limited number of prime nonconforming jumbo mortgage loans.

A fundamental part of the Debtors’ business strategy consisted of securitizing or selling substantially all of the mortgage loans they purchased or originated. The Debtors participated in the securitization programs of Fannie Mae, Freddie Mac, and Ginnie Mae. Securitization trusts are the issuing entities associated with the RMBS held by a broad range of investors, including

---

<sup>56</sup> Fannie Mae was formerly known as the Federal National Mortgage Association.

<sup>57</sup> Freddie Mac was formerly known as the Federal Home Loan Mortgage Company.

<sup>58</sup> Ginnie Mae is the Government National Mortgage Association.

pension funds, money market funds, mutual funds, banks, insurance companies, governmental bodies, and other public and private entities.<sup>59</sup>

Since 2008, mortgage loan servicing had been the Debtors' primary source of ongoing revenue. The Debtors held "mortgage servicing rights" (referred to as "MSRs") that consisted of primary or master servicing rights. In addition, the Debtors sub-serviced loans for a fee. As a primary servicer, the Debtors, among other things, collected and remitted mortgage loan payments, responded to Borrower inquiries, accounted for and applied principal and interest, held custodial and escrow funds for payment of property taxes and insurance premiums, provided ancillary products, counseled or otherwise worked with delinquent Borrowers, supervised foreclosures and property dispositions, made Advances of required principal, interest, and certain "property protection" costs with respect to delinquent and defaulted mortgage loans and the real estate that the trust or owner acquired as the result of a foreclosure of the loan (the "Advances"), and generally administered the loans consistent with their contractual undertakings and business practices. When the Debtors acted as master servicer, they collected mortgage loan payments from primary servicers or sub-servicers and distributed those funds to investors and to other transaction parties in RMBS and whole-loan packages. Finally, as a sub-servicer (where another party owns the MSR), the Debtors performed functions similar to the primary servicing functions described above pursuant to contractual arrangements, and the Debtors received a fee based on the unpaid principal balance ("UPB") of the mortgage pool, or in some cases, for each loan serviced. In addition, the Debtors received other remuneration for loan servicing, including interest earned on custodial accounts where mortgage payments are held pending remittance to investors, as well as Borrower-contracted fees, such as late charge fees, assignment transfer fees, and other incidental fees and charges. On January 31, 2013 and February 15, 2013, respectively, the Debtors sold their servicing and origination platforms to Walter and Ocwen.

During the course of these Chapter 11 Cases, the Debtors, with Ally's operational and financial support, have been able to achieve what no other mortgage originator and servicer had ever been able to achieve: the Debtors remained a going concern after filing their Chapter 11 petitions and operated their mortgage servicing and origination businesses in bankruptcy. The Debtors have maintained their qualified servicer status, which enabled them to continue to issue loans and offer loan modifications to thousands of Borrowers, originate new mortgage loans to allow individuals to purchase homes or refinance their existing mortgage loans, and service millions of mortgage loans during the pendency of the Chapter 11 Cases. In addition, the Debtors were able to continue employing thousands of employees, most of whom were transferred to Ocwen and Walter following the Asset Sales. Since the Petition Date, the Debtors originated or brokered billions of dollars in UPB of mortgage loans and continued certain Borrower programs. Because the Debtors (together with their non-Debtor affiliates) were a significant originator and servicer of residential mortgage loans nationally, their continued

---

<sup>59</sup> Since the collapse of the mortgage loan industry in 2007, the Debtors have not been active sponsors of private label securitizations ("PLS"). In a PLS, the Debtors pooled together nonconforming mortgage loans in their own names ("private label") and conveyed the pool of loans to a newly formed securitization trust (a "PLS Trust"). The PLS Trust raised cash to purchase the mortgage loans from the Debtors by issuing RMBS to investors. The RMBS entitle their holders to receive the principal (including prepayments) and interest collected on the mortgage loans in the PLS Trust.

operation of mortgage servicing activities during the Chapter 11 Cases has minimized any adverse effects on homeowners, the housing market, and existing securitizations for which the Debtors function as servicers.

### **3. Whole Loan Portfolio and Other Operations**

The Debtors' Whole Loan Portfolio principally consisted of the mortgage loan assets from their historical nonconforming domestic residential mortgage loan origination and securitization activities, and its other operations principally consisting of the Debtors' remaining international operations and the Debtors' captive mortgage reinsurance operation. Following the Petition Date, the Debtors sold a significant portion of their Whole Loan Portfolio to Berkshire. The remaining assets in the Whole Loan Portfolio and the Debtors' other operations will be wound down by the Liquidating Trust through opportunistic asset sales, workouts, or other strategic disposition transactions.

#### **B. The Debtors' Organizational Structure**

The Debtors are wholly owned, indirect domestic subsidiaries of AFI. As of the Petition Date, the Debtors consist of 51 separate entities organized and located in the United States. ResCap also has 13 wholly owned indirect subsidiaries organized under the laws of various international jurisdictions. All of the direct and indirect domestic subsidiaries of ResCap except for Cap Re of Vermont LLC ("Cap Re")<sup>60</sup> and Phoenix Residential Securities, LLC ("Phoenix RS") are Debtors in this case. Exhibit 2 annexed hereto is a list of the Debtors that filed for Chapter 11 relief on the Petition Date, and Exhibit 3 annexed hereto is a summary organizational chart. In all cases, this information excludes the securitization trusts, which are not Debtors.

#### **C. The Debtors' Assets and Capital Structure**

##### **1. The Debtors' Assets**

Prior to the Asset Sales, the principal property owned by the Debtors were its servicing advance receivables, held-for-sale ("HFS") mortgage loans, held-for-investment ("HFI") mortgage loans, MSR, claims with respect to government-insured loans (included within Debtors' accounts receivable), and derivative assets.

As of April 30, 2013, the Debtors continue to hold approximately \$1.4 billion of non-cash assets, after certain proforma adjustments. At that time, the Debtors retained 257 employees to assist in both their short-term and long-term management and wind down activities. With respect to certain of these assets (for example, FHA/VA Loans), the Debtors have entered into servicing agreements with Ocwen, pursuant to which Ocwen subservices the assets for a fee pending liquidation or other disposition. The Debtors' remaining employees also manage and conduct activities related to the monetization of the remaining assets, the claims reconciliation and distribution process, resolution of outstanding cure objections, the pursuit of recoveries on the Debtors' claims against correspondent lenders, the effective communication

---

<sup>60</sup> While not a Debtor in the Chapter 11 Cases, each of Cap Re and Phoenix RS are an "Ally Released Party" under the Plan.

and reporting to constituents, and the administration of the Estates in a cost-effective manner, among other wind down activities, in some cases with support from the Debtors' professionals.

**(a) Platforms**

Prior to the Petition Date, the Debtors maintained the following business platforms:

- Origination Platform: consisted of a direct call center, a retail network, and an operations fulfillment center.
- Capital Markets Platform: used to price, hedge, and distribute mortgage loans as well as to transact interest rate and foreign currency swaps, futures, forwards, options, swaptions, and agency to-be-announced securities in connection with the Debtors' risk management activities.
- Servicing Platform: addressed the servicing, foreclosure trustee, recovery, and special servicing needs of the Debtors' customers.
- Master Servicing Operations: included oversight of approximately 38 servicers and the provision of bond administration services.
- Special Servicing Operations: addressed those loans that required additional "high touch" capability for managing loss mitigation, collections, and real estate owned ("REO") liquidation.
- Recovery Operations: certain of the Debtors served as foreclosure trustees in five states and managed recoveries on charged-off assets.

**(b) Servicing Advance Receivables**

The Debtors, much like other mortgage loan servicers, were required to make Advances on behalf of Borrowers that were delinquent or in default on their loan obligations. The Debtors made the Advances monthly, and such Advances constituted the single largest use of the Debtors' Cash. These Advances were repaid from the Debtors' collections on principal, interest, tax, and insurance payments made by the mortgage Borrowers (assuming the Borrowers cured their defaults). Alternatively, the Debtors recovered such Advances following the foreclosure sales of the properties securing the defaulted mortgage loans. The right to collect repayment of Advances (the "Servicing Advance Receivables") was a significant asset of the Debtors.

**(c) Mortgage Loans**

The Debtors held domestic HFS mortgage loans (i.e. those not sold or securitized), consisting of first and second lien mortgage loans (including mortgage loans that were subject to the Debtors' conditional repurchase options).

The Debtors also held the held for investment consumer finance receivables and loan portfolio (the "HFI Portfolio"), which primarily consisted of non-economic PLS assets required



to be recognized by the Debtors under generally accepted accounting principles in the United States of America. The corresponding liabilities were recognized on the Debtors' financial statements as collateralized borrowings in securitization trusts as a component of total borrowings. The Debtors' economic exposure to the net assets of these PLS was limited to their retained interests in such PLS Trusts and the related MSR. The balance of the Debtors' HFI Portfolio represented home equity mortgage loans financed through the use of a special purpose entity. These PLS assets were transferred to special purpose entities as part of the Debtors' Whole Loan Portfolio's nonconforming securitization activities.

**(d) Mortgage Servicing Rights**

The Debtors' MSRs are rights the Debtors either retained upon a sale of loans or purchased from other industry participants.

**(e) Other Assets**

As of the Petition Date, the Debtors held \$475.5 million of unrestricted Cash and \$136.0 million of restricted Cash. The Debtors also owned other assets, consisting of: (i) accounts receivable, including a net loan insurance guarantee receivable that represented mortgage loans in foreclosure, which loans were guaranteed by the Federal Housing Administration or the U.S. Department of Veterans Affairs, and other various accounts receivable; (ii) net property and equipment and foreclosed assets, including REO assets; (iii) trading securities, consisting of RMBS or mortgage-related asset-backed securities (including senior and subordinated interests), and interest-only, principal-only or residual interests, which may be investment grade, non-investment grade, or unrated securities.

**2. The Debtors' Liabilities**

Prior to the Petition Date, certain of the Debtors were borrowers, guarantors, issuers and/or obligors under credit facilities and publicly traded notes, as well as collateralized nonrecourse borrowing facilities for securitization trusts.

**(a) AFI Senior Secured Credit Facility**

On December 30, 2009, Debtors Residential Funding Company, LLC and GMACM, as borrowers, and Debtors ResCap, Passive Asset Transactions, LLC ("PATI"), and RFC Asset Holdings II, LLC ("RAHI"), as guarantors, entered into a loan agreement with AFI, as agent and lender (as amended from time to time, the "AFI Senior Secured Credit Facility"), which amended and restated the original loan agreement entered into on June 4, 2008. While no longer a revolving facility as of the Petition Date, the borrowers were permitted to use certain accounts as revolving accounts to make Advances under certain securitizations that were not funded under the GSAP Facility (described below). The outstanding principal amount under the AFI Senior Secured Credit Facility as of the Petition Date was approximately \$747 million. The AFI Senior Secured Credit Facility is secured by a first priority lien for the benefit of AFI on certain assets of the Debtors with certain exclusions, such as the Ginnie Mae MSRs and related assets, as well as certain of the assets that secure the other secured debt facilities. The assets that secure the AFI Senior Secured Credit Facility also secure the Junior Secured Notes (as discussed below).

On June 13, 2013, the Debtors repaid the AFI Senior Secured Credit Facility in full, plus all accrued and unpaid interest, pursuant to the Paydown Order [Docket No. 3967] (the “Paydown Order”). As a result, subject to the conditions of the Paydown Order, the AFI Senior Secured Credit Facility is no longer outstanding.

**(b) AFI LOC**

On December 30, 2009, Debtors RFC and GMACM, as borrowers, Debtors ResCap, PATI and RAHI, and certain other Debtors, as guarantors, and AFI, as agent and lender, entered into a \$1.1 billion amended and restated secured loan agreement (as amended from time to time, the “AFI LOC”). The outstanding principal amount under the AFI LOC as of Petition Date was approximately \$380 million.<sup>61</sup> The AFI LOC provided funds to the Debtors, generally limited to unused capacity, when the Debtors’ unrestricted liquidity was less than \$300 million. The AFI LOC is secured by assets of the Debtors, including, without limitation: certain mortgage loans secured by properties located in the United States; certain notes and related agreements issued by third parties that are held by PATI and RFC; certain equity interests of special purpose vehicles (including a pledge by RFC of 100% of the equity of Equity Investment I, LLC, a pledge by PATI of 100% of the equity of PATI Real Estate Holdings, LLC, and a pledge by RAHI of 100% of the equity of RAHI Real Estate Holdings, LLC); certain MSRs; certain Freddie Mac servicing Advances; and, from time to time, certain domestic loans and Advances. The obligations under the AFI LOC and certain derivative agreements with AFI (or its subsidiaries) are cross-collateralized for the benefit of AFI.

On June 13, 2013, the Debtors repaid the AFI LOC in full, plus all accrued and unpaid interest, pursuant to the Paydown Order. As a result, subject to the conditions of the Paydown Order, the AFI LOC is no longer outstanding.

**(c) Secured Notes**

In June 2008, ResCap issued approximately \$5.7 billion of new senior and junior secured notes consisting of 8.5% Senior Secured Notes due 2010 (the “Senior Secured Notes”) and 9.625% Junior Secured Notes due 2015 (the “Junior Secured Notes,” and together with the Senior Secured Notes, the “Secured Notes”), in exchange for approximately \$8.6 billion of its then outstanding unsecured notes. The Senior Secured Notes and the Junior Secured Notes held second and third priority liens, respectively, on the same assets that secure the AFI Senior Secured Credit Facility (the first lienholder). On May 15, 2010, the then outstanding Senior Secured Notes were repaid at maturity, and the Junior Secured Notes effectively stepped into the second lien position.

As of the Petition Date, the outstanding principal amount of Junior Secured Notes was approximately \$2.1 billion. The Junior Secured Notes are guaranteed by GMACM, RFC, Homecomings, GMAC-RFC Holding Company, LLC, and GMAC Residential Holding Company, LLC. The Junior Secured Notes accrued interest at a non-default rate of 9.625% per

---

<sup>61</sup> Following the Petition Date, the Debtors were granted authority to make post-petition draws under the AFI LOC in an amount not to exceed \$220 million.

annum, payable semi-annually in arrears and were repayable in three equal tranches of \$707 million in May of 2013, 2014 and 2015.

On June 13, 2013 and July 29, 2013, the Bankruptcy Court entered orders authorizing the Debtors to partially satisfy the principal balance of the Junior Secured Notes in the amounts of \$800 million and \$300 million, respectively. [Docket Nos. 3967, 4404].

**(d) Loans Against Mortgage Servicing Rights**

GMACM was a borrower, and ResCap was a guarantor, under a revolving facility with Citibank N.A. (“Citibank,” and such facility, the “Citibank MSR Facility”) consisting, until March 30, 2012, of a \$300 million committed line of credit with an additional \$250 million of uncommitted capacity, secured by MSRs for mortgage loans in Freddie Mac and Fannie Mae securitization pools. Prior to the Petition Date, the Debtors repaid \$124 million of the outstanding principal balance in connection with an extension of the termination date. The outstanding amount under the Citibank MSR Facility as of the Petition Date was approximately \$152 million.

Pursuant to the Sale Orders entered on November 21, 2012, the Debtors used the proceeds of the Asset Sales to pay off the Citibank MSR Facility. The Debtors believe that, as a result, such facility is no longer outstanding. However, Citibank contends that the interest rate used by the Debtors to calculate the payoff amount was insufficient because it did not include the default interest rate under the Citibank MSR Facility. The Debtors and Citibank remain in the process of negotiating a resolution of this issue. In the event Citibank is entitled to receive interest at the default rate, it would be entitled to an Allowed Other Secured Claim of approximately \$4.5 million in addition to the amounts already paid. Pending resolution by the parties or determination by the Bankruptcy Court, such Claim shall be treated as a Disputed Claim.

**(e) Funding of Non-Agency Servicing Advances**

As noted above, Advances constituted the single largest use of the Debtors’ cash. In order to meet their liquidity needs to fund Advances, in addition to the Debtors’ credit facilities, the Debtors maintained a nonrecourse servicing advance facility to fund Advances for specified PLS Trusts secured by the receivables relating to those Advances. Under the servicing advance facility (the “GSAP Facility”), the Debtors sold the Servicing Advance Receivables through a two-step transaction to a Cayman Islands special purpose entity, GMAC Mortgage Servicer Advance Funding Company Ltd. (the “GSAP Issuer”), which is not a Debtor in these Chapter 11 Cases. The GSAP Issuer, in turn, issued to investors term notes and/or variable funding notes secured by the Servicing Advance Receivables. The amount of Servicing Advance Receivables that secured notes issued under the GSAP Facility fluctuated depending on the volume of Advances required to be made by the Debtors under the servicing agreements and the sale of the related Servicing Advance Receivables to the GSAP Issuer.

Pursuant to an order entered on May 15, 2012, the Debtors used the proceeds of the Barclays DIP Facility (as defined below) to refinance the GSAP Facility. As a result, the GSAP Facility is no longer outstanding.

**(f) BMMZ Repurchase Facility**

From time to time, the Debtors have entered into secured financing facilities pursuant to which they sell assets under repurchase agreements and agree to repurchase the assets at a later date. The Debtors entered into a repurchase agreement, dated December 21, 2011, with BMMZ Holdings LLC, an indirect, wholly owned subsidiary of AFI (“BMMZ”), with a facility amount of \$250 million (the “BMMZ Repo Facility”). The BMMZ Repo Facility was secured by the assets being sold pursuant to the repurchase agreements. The total amount outstanding under the BMMZ Repo Facility as of the Petition Date was approximately \$250 million.

Pursuant to an order entered on May 15, 2012, the Debtors used the proceeds of the Barclays DIP Facility to refinance the BMMZ Repo Facility. As a result, such facility is no longer outstanding.

**(g) Funding of Certain Fannie Mae Servicing Advances**

Pursuant to a Term Sheet, dated August 1, 2010, as amended and restated, Fannie Mae provided GMACM with early partial reimbursement of certain required Fannie Mae servicing Advances (the “FNMA EAF Facility”), which amounts were secured by certain collection accounts. In turn, Fannie Mae recouped such early reimbursement amounts from future final servicing advance reimbursements to, and other recoveries by, GMACM. The total commitment under this facility was \$125 million, of which \$40.3 million was outstanding as of the Petition Date.

Pursuant to the Sale Orders entered on November 21, 2012, the Debtors used the proceeds of the Asset Sales to pay off the FNMA EAF Facility, and as a result, such facility is no longer outstanding.

**(h) HELOC Facility**

The Debtors established a nonrecourse funding facility to assist in the financing of certain home equity mortgage loans. The Debtors formed a special purpose entity, GMACM Home Equity Notes 2004 Variable Funding Trust (the “GMEN Issuer”), which is not a Debtor in these Chapter 11 Cases. The GMEN Issuer issued variable funding notes (the “GMEN Notes”) collateralized by home equity loans and revolving lines of credit. Under this facility, the Debtors sold certain home equity mortgage loans in a two-step transaction to the GMEN Issuer, which, in turn, issued the GMEN Notes. Under the mortgage sale agreement, the GMEN Issuer purchased the initial loan balances on the home equity mortgage loans and any additional balances up to the commencement of the amortization period for such loans. The maturity date of the GMEN Notes is February 25, 2031. As of March 31, 2012, the principal amount due to holders of the GMEN Notes was \$127.3 million. No further draws on this facility are permitted.

**(i) Unsecured Notes**

As of May 14, 2012, ResCap had outstanding senior unsecured notes consisting of \$665.5 million of U.S. dollar denominated notes maturing between June 2012 and June 2015, \$127.4 million in euro denominated notes maturing in May 2012 and \$162.4 million in U.K. sterling

denominated notes maturing between May 2013 and July 2014, based on exchange rates as of May 11, 2012.

## **D. Events Leading to the Filing of the Chapter 11 Cases**

### **1. Restructuring Initiatives**

Starting in 2007, the mortgage and capital markets experienced severe stress due to credit concerns and housing market contractions, which led to record declines in home values and continuing gluts of homes available for sale and in foreclosure. Homeowners have had difficulty paying their mortgages, refinancing their mortgages (despite record low interest rates), selling their homes or buying new homes. As both loan delinquencies and regulation increased, the costs of servicing mortgage loans also increased. Since 2007, the Debtors' management explored various strategic alternatives and took aggressive actions in an attempt to reduce risk, reduce leverage, streamline the Debtors' cost structure and maximize the value of the Debtors' assets.

As part of a global out-of-court restructuring effort, a series of inter-related transactions were consummated by the Debtors in June 2008, including, among other things: (i) exchange offers for the Debtors' publicly traded unsecured notes; (ii) modifications of certain debt facilities, including modified consolidated tangible net worth covenants; and (iii) sales of certain non-core assets to AFI and affiliates of Cerberus Capital Management (the largest equity owner of Ally at that time) on terms favorable to the Debtors to increase the Debtors' liquidity position. Notwithstanding these efforts, the Debtors continued to struggle through the economic downturn.

In total, from January 1, 2008 through March 31, 2012, the Debtors sold approximately \$790.5 million of domestic non-core mortgage loan assets to affiliates and third parties, including \$3.9 billion of UPB of mortgage loans, and substantially eliminated their international operations. Over the same period, the Debtors' workforce decreased by 63% from approximately 10,900 to 4,031 employees, and the use of independent contractors substantially declined. In addition, since January 1, 2007, Ally has made capital contributions of over \$8 billion to ResCap in the form of debt forgiveness and infusions of cash and securities.

### **2. Representation and Warranty Claims**

Since 2007, the Debtors have faced substantial and continuing increases in repurchase requests due to their alleged breaches of representations and warranties as to loans sold into securitization or whole loan pools or early payment defaults of such loans. From January 1, 2008 through March 31, 2012, the Debtors repurchased mortgage loans or otherwise made payments with respect to representation and warranty claims of approximately \$2.8 billion. On March 31, 2012, the Debtors' aggregate reserve in respect of representation and warranty liabilities was \$810.8 million.<sup>62</sup>

---

<sup>62</sup> This estimated loss reserve is primarily based on an internal model that considers current and historic repurchase request volume, rescission rates on claims and severity of loss on repurchase or indemnification,

Certain Debtors are (or were) party to a number of lawsuits commenced prior to the Petition Date. These lawsuits are summarized in Article IV and are stayed against the Debtors as a result of the Chapter 11 Cases.<sup>63</sup>

### **3. Consent Order and DOJ/AG Settlement**

Commencing in the third quarter of 2010, various federal and state governmental entities and regulatory authorities began investigations into the Debtors' mortgage loan servicing and origination operations, including the Debtors' servicing practices for mortgage loans of Borrowers in foreclosure and bankruptcy. Throughout the third and fourth quarters of 2010 and into 2011, the Debtors were served with many formal document requests and subpoenas in connection with these investigations. The Debtors promptly cooperated with the investigating authorities and commenced discussions with them about their concerns.

#### **(a) The Federal Reserve Board Consent Order**

As a result of an examination conducted by the FRB and the FDIC, on April 13, 2011, Debtors ResCap and GMACM, and non-debtor affiliates AFI and Ally Bank, entered into a Consent Order with the FRB and the FDIC (the "Consent Order"). Pursuant to the Consent Order, certain of the Debtors were responsible for making improvements to various aspects of their Origination and Servicing Business, including, among other things, compliance programs, internal audit, communications with Borrowers, vendor management, employee training, and oversight by the board of directors of ResCap. Additionally, the Consent Order required GMACM to retain and compensate an independent consultant to conduct an extensive review of past foreclosure proceedings and sales pending or completed during 2009 and 2010 with respect to loans serviced by GMACM and its subsidiaries, and to prepare and submit a report regarding the results of that review. As of the Petition Date, the Debtors estimated that the performance of this review could cost as much as \$180 million. By September 2012, the estimated cost of the foreclosure review had increased to approximately \$250 million and by February of 2013, the estimated cost had skyrocketed to approximately \$450 million—in large part due to changing regulatory guidance from the FRB.

As described further in Article III.D.3.(b), *infra*, the Debtors continued to comply with the requirements of the Consent Order through the closing of the Platform Sale. On February 27, 2013, the Debtors filed a motion seeking a determination that GMACM's obligation to conduct the foreclosure review required by the Consent Order is a General Unsecured Claim, and that the automatic stay prevents enforcement of the foreclosure review obligation. [Docket No. 3055]. The Debtors were continuing to comply with their foreclosure review obligations pending resolution of this motion. As a result of the Plan Support Agreement, however, the motion seeking to classify the claims arising from the foreclosure review obligations under the Consent Order as General Unsecured Claims, in addition to objections to the compensation of PricewaterhouseCoopers LLP, or other professionals, for services performed in connection with

---

among other factors. Adjustments to the reserve were also made based on consideration of other qualitative factors including ongoing dialogue and experience with counterparties.

<sup>63</sup> Other pre-petition lawsuits not discussed herein have been withdrawn.

the foreclosure review under the Consent Order, were stayed during the term of the Plan Support Agreement. Subsequently, the Debtors consensually resolved their foreclosure review obligations with the FRB, as described below.

In June 2013, ResCap, GMAC Mortgage and the FRB agreed in principle to the terms of an amendment to the Consent Order (the “FRB Amendment”). Under the FRB Amendment, GMAC Mortgage paid approximately \$230 million, which will then be paid directly to Borrowers (the “FRB Settlement Amount”) in satisfaction of certain obligations contained in the Consent Order, including the foreclosure review obligations set forth in paragraphs 3 and 4 of the Consent Order. In order to suspend payments to consultants in connection with the Foreclosure Review while seeking Court approval of the FRB Amendment, ResCap, GMAC Mortgage, and the FRB negotiated a Term Sheet related to the FRB Amendment, which provided for a suspension of the foreclosure review once GMAC Mortgage transferred the Settlement Amount into an escrow account. On June 26, 2013, the Bankruptcy Court entered an order authorizing ResCap and GMAC Mortgage to enter into the Term Sheet and authorizing GMAC Mortgage to transfer the Settlement Amount into an escrow account. As of June 28, 2013, the Foreclosure Review was suspended. On July 12, 2013, the Debtors filed a motion seeking approval from the Bankruptcy Court to enter into and perform under the FRB Amendment. On July 26, 2013, the Bankruptcy Court granted the Debtors’ motion [Docket No. 4365] and the FRB Settlement Amount was released into a qualified settlement fund in accordance with the terms of the FRB Amendment. The Bankruptcy Court also denied the Debtors’ motion to classify the foreclosure review obligation, reasoning that the relief requested in the motion was rendered moot by the amendment to the Consent Order. [Docket No. 4727]. The Plan contemplates that any continuing regulatory obligations under the Consent Order, including continuing Ally regulatory obligations, will be transferred to the Liquidating Trust on the Effective Date.

**(b) The DOJ/AG Settlement**

In addition, in March 2011, representatives of the Debtors met in Washington, D.C. with various members of the Department of Treasury, the Department of Housing and Urban Development (“HUD”), the Department of Justice (“DOJ”) and the offices of numerous State attorneys general to discuss the investigations and the potential resolution of various claims being made against the Debtors by such entities. Extensive arms’ length negotiations among the parties—including four other large servicers—continued throughout 2011 and into 2012.

On February 9, 2012, the DOJ, HUD, and several State attorneys’ general announced that the federal government, 49 State attorneys’ general, and 48 state banking departments had successfully negotiated a settlement with the five largest servicers, including ResCap and GMACM, and other parties, including Ally, regarding their mortgage loan servicing and origination operations (the “DOJ/AG Settlement”). On March 12, 2012, definitive DOJ/AG Settlement documents were filed by the parties with the United States District Court for the District of Columbia in the case styled *U.S., et al., v. Bank of America Corp., et al.*, Case No. 1:12-cv-00361-RMC. On April 4, 2012, after a duly noticed hearing, the District Court for the District of Columbia approved the settlement and signed the Consent Judgment negotiated among the parties approving the DOJ/AG Settlement.

The material terms of the DOJ/AG Settlement included the following:

- The implementation of comprehensive new standards regarding the servicing of residential mortgage loans, the handling of foreclosures and the verification of information provided about mortgage loans in federal bankruptcy court proceedings.
- The payment by the Debtors of \$109,628,425 into escrow in settlement of civil claims of various federal and state governmental entities against the Debtors with respect to their mortgage origination and servicing operations, the proceeds of which were to be used, in part, for disbursement to eligible Borrowers who allege harm from the Debtors' alleged deficiencies in its mortgage servicing operations. The funds required by this portion of the settlement were deposited into an escrow account prior to the Petition Date.
- The commitment by the Debtors to provide a minimum of \$185 million of financial relief within three years—including, among other things, loan modifications, such as principal reductions, rate modifications and refinancing for Borrowers that meet certain requirements—to eligible Borrowers who were either delinquent or at imminent risk of default and owed more on their mortgages than their homes were worth, or were otherwise qualified to obtain relief under the terms of the DOJ/AG Settlement.
- The Debtors' commitment to provide an additional minimum of \$15 million of additional refinancing relief within three years to eligible Borrowers who were current on their mortgages but who owed more on their mortgage than their homes were worth. Once the Debtors reached the threshold of their \$200 million in financial relief—comprised of the minimum of \$185 million of financial relief stated above and the minimum of \$15 million of additional relief stated herein—the Debtors were required to continue to solicit and give any responsive, eligible Borrower a loan or rate modification, which may include a principal reduction or other refinancing obligation.
- The commitment by the Debtors to undertake a review of their compliance with the Servicemembers Civil Relief Act (“SCRA”), which provides certain protections for active duty service members with respect to foreclosure actions and modifications to mortgage loan interest rates. This review is currently ongoing and, to the extent it is not completed by the Effective Date, the Liquidating Trust shall be responsible for assuring compliance with any then-existing obligations arising from that review.
- Joseph A. Smith Jr. (the “Monitor”), was designated to oversee compliance with the DOJ/AG Settlement as an independent monitor, including: (i) the implementation of the servicing standards required by the agreement; (ii) the imposition of penalties of up to \$1 million per violation (or up to \$5 million for certain repeat violations); (iii) the imposition of penalties of \$15 million, and



possibly up to \$25 million in certain instances, in the event the Debtors do not substantially comply with their Consumer Relief solicitation obligations and fail to cure any failure to comply; and (iv) publication of regular public reports that identify any quarter in which a servicer fell short of the standards imposed in the DOJ/AG Settlement.

- The release of certain claims against the Debtors held by the settling governmental authorities and regulatory agencies, which released claims do not include, inter alia, securities claims, certain claims raised in specifically referenced lawsuits, criminal enforcements, and claims by county recorders.

Under the DOJ/AG Settlement, all consumer relief obligations must be met by October 4, 2015 and are enforceable through April 4, 2016. The Monitor will review any required final reports by April 4, 2016, the date on which the Debtors are officially released from their obligations under the Consent Judgment; to the extent there remain outstanding violations of the Consent Judgment on this date (or any such violations are discovered during the Monitor's review of the final reports), the District Court for the District of Columbia retains jurisdiction to remedy those outstanding violations.

On February 14, 2013, the Monitor filed an Interim Consumer Relief Report and Certification with the U.S. District Court for the District of Columbia in respect of the DOJ/AG Settlement, certifying that ResCap has provided more than \$257 million in consumer relief. Based on that certification, the Debtors have exceeded the minimum amount of consumer relief required by the DOJ/AG Settlement and are not required to provide more consumer relief except (i) in respect of any relief that may be provided in any remaining outstanding Borrower solicitations, or (ii) in respect of any remaining SCRA file review and remediation costs. ResCap believes it has completed the solicitation process during the second quarter of 2013, and expects that the Monitor will be in position to certify that compliance on or around October 31, 2013.

Ocwen and Walter agreed to comply with the DOJ/AG Settlement with respect to the purchased assets and to cooperate with and assist the Debtors with respect to these matters. The Plan contemplates that any continuing regulatory obligations of the Debtors under the DOJ/AG Settlement will be transferred to the Liquidating Trust after confirmation of the Plan. The Liquidating Trust will facilitate the potential resolution of any remaining regulatory obligations owed by the Debtors under the DOJ/AG Settlement—namely, the payment of Monitor-related expenses (estimated by the Debtors at approximately \$30 million), the obligation to reimburse Ocwen and Walter for the costs of monitoring the Debtors' compliance and testing obligations under the DOJ/AG Settlement, and any then-existing SCRA file review and remediation costs (which the Debtors believe will have been satisfied by October 31, 2013).

**(c) Order of Assessment of Civil Money Penalty**

On February 9, 2012, AFI, ResCap, and GMACM also agreed with the FRB to pay a civil money penalty of \$207 million related to the same activities that were the subject of the DOJ/AG Settlement, which amount will be reduced dollar-for-dollar in connection with satisfaction of the required monetary payment and Borrower relief obligations included within the DOJ/AG

Settlement, as well as through participation in other similar programs approved by the FRB. To date, the Debtors believe there have been sufficient payments made and Borrower relief requirements completed to satisfy the civil money penalty, but a final determination must be made by the Monitor that ResCap has fully complied with its consumer solicitation obligations, as referenced above. The Debtors expect to be in position to complete solicitation compliance testing and receive the Monitor's certification on or around October 31, 2013.

#### **4. Pre-petition Negotiations with Ally**

Prior to the Petition Date, on or about September 2011, the Debtors and their advisors began a comprehensive review of the Potential Claims that could be made by the Debtors against Ally in the context of a bankruptcy proceeding, as well as the potential third party claims that could be brought against Ally, including claims that are derivative of the Debtors' conduct (collectively, the "Potential Claims"). As part of this review, the Debtors' legal counsel, Morrison & Foerster LLP ("Morrison & Foerster"), conducted an in-depth review of every material related-party transaction between any of the Debtors on one hand and Ally on the other, as well as an investigation of the financial and operational course of dealing between the Debtors and Ally dating back to 2005. The Morrison & Foerster investigation focused on evaluating the nature of the relationship between ResCap and Ally and any and all claims that could be raised against Ally by ResCap and its creditors/third parties. Morrison & Foerster also retained FTI Consulting, Inc. ("FTI") to conduct an evaluation of the Debtors' capitalization, solvency, enterprise value, and damages scenarios. As part of this process, the Independent Directors directed their counsel, Morrison Cohen LLP ("Morrison Cohen"), to interface on a regular basis with Morrison & Foerster and FTI in order to be in a position to report to the Independent Directors on the progress of the investigation and to independently review both the process and the results of the investigation. Morrison Cohen was provided with investigatory material and research by both Morrison & Foerster and FTI and actively participated in the analytical process including conducting its own research and analysis. Morrison Cohen provided frequent updates to the Independent Directors. The investigation was not conducted as part of a formal legal process, and as a result, the Debtors did not obtain discovery from Ally.

During this process, Morrison & Foerster focused on issues relating to the following groups of claims, as outlined below:

- Single entity claims, including claims related to whether the Debtors and Ally functioned (or were perceived to function) as a single entity, either through a substantive consolidation analysis or veil-piercing/alter-ego theory;
- Bankruptcy claims, including Potential Claims related to equitable subordination, recharacterization of debt as equity, and actual or constructive fraudulent conveyance; and
- Contribution/indemnity/subrogation claims, including claims arising as a result of the Debtors' alleged liability to third parties.

The Debtors expended significant resources in connection with analyzing the Potential Claims. The Debtors and the Independent Directors retained competent and experienced outside counsel and outside consultants to conduct a thorough examination of the legal and factual bases for these claims. Notwithstanding, the investigation was not conducted as part of a formal legal process, and as a result, the Debtors did not obtain discovery from Ally.<sup>64</sup> The investigation of Potential Claims formed the basis of the pre-petition AFI-ResCap settlement agreement between the Debtors and Ally (the “Pre-Petition AFI-ResCap Settlement Agreement”), which enabled the successful Asset Sales and the Debtors’ soft landing in Chapter 11.

## **5. Entry into the Original RMBS Settlement Agreements**

After engaging in extensive pre-petition negotiations with two sets of Consenting Institutional Investors (as defined below)—one led by Kathy Patrick of Gibbs & Bruns LLP and the other led by Talcott Franklin of Talcott Franklin, P.C. (collectively, the “Institutional Investors”)—the Debtors entered into the Original RMBS Settlement Agreements, two substantially similar agreements with the Institutional Investors.<sup>65</sup> Generally, the Original RMBS Settlement Agreements sought to resolve potential liability arising from contractual claims relating to 392 trusts (each an “Originally Settling Trust” and collectively the “Originally Settling Trusts”) associated with Debtor-sponsored mortgage-backed securitization transactions occurring from 2004 to 2007. Mortgage-backed securities with a total original issue balance (“OIB”) of approximately \$221 billion were issued in connection with these transactions.

### **(d) The Reasons for the Original RMBS Settlement Agreements**

Prior to the Petition Date, amidst significant regulatory and financial pressures, the Debtors were faced with possible liquidation due to, among other things, uncertainty regarding their ability to assume and assign the valuable portions of numerous pooling and servicing agreements, mortgage loan purchase agreements, indentures, servicing agreements and/or Trust agreements (collectively, the “PSAs”) governing the securitizations at issue, while rejecting other provisions in their PSAs related to origination and sale of the mortgage loans into the Originally Settling Trusts—*e.g.*, provisions associated with the bulk of the Debtors’ legacy liability regarding representations and warranties made in connection with such sales.

In the absence of this bifurcation, it was conceivable that the Debtors would have been required to pay billions of dollars of additional defaults under origination-related provisions in the PSAs prior to assuming and assigning these agreements to a purchaser. Accordingly, the Debtors intended that the Original RMBS Settlement would facilitate the continued operation of their businesses during the Chapter 11 Cases.

---

<sup>64</sup> Ally asserted, and continues to assert, that the Potential Claims are meritless, but Ally sought an expedited resolution of such claims to support Ally refocusing on non-Debtor related businesses.

<sup>65</sup> Copies of the Original RMBS Settlement Agreements are annexed as Exhibits A and B to *Declaration of LaShann M. DeArcy in Further Support of Debtors’ Motion Pursuant to Fed. R. Bankr. P. 9019 for Approval of the RMBS Settlement Agreements* (Docket No. 3222).

In addition to deferring the issue of the permissibility of bifurcating the PSAs, the Original RMBS Settlement Agreements facilitated the Debtors' ability to limit the amount of cure claims that could be asserted by the RMBS Trustees on behalf of the Trusts. This limitation included a cap on (i) cure claims on a trust-by-trust basis, and (ii) the overall cure claims that could be asserted in connection with the origination-related provisions in the PSAs. Accordingly, the Debtors entered into the Original RMBS Settlement Agreements to avoid potential long-term litigation, which could have resulted in massive expense to the Estates and delay in the filing and confirmation of a Chapter 11 plan. The Original RMBS Settlement Agreements endeavored to resolve claims and benefit creditors by allowing an ailing enterprise to seamlessly continue operating its massive Origination and Servicing Business in Chapter 11, thus permitting the sale of a going concern not encumbered by billions of dollars of claims. Moreover, these agreements indirectly helped save approximately 3,000 jobs by avoiding a sale of financial assets alone — the fate suffered by virtually every prior mortgage servicer debtor in the U.S.

**(e) The Terms of the Original RMBS Settlement Agreements**

In exchange for an Allowed Unsecured Claim, as described below, the Original RMBS Settlement Agreements were intended to resolve potential claims against RFC and GMACM for breaches of representations and warranties (the "R&W Claims"). The Original RMBS Settlement Agreements included a release by the Originally Settling Trusts, the Institutional Investors, and persons claiming derivatively through the Originally Settling Trusts of all other non-securities claims, including claims arising under the PSAs, as described therein, in exchange for an Allowed Unsecured Claim.

As proposed, the RMBS Trustees, on behalf of the Originally Settling Trusts would have had 30 days after entry of an order approving the Original RMBS Settlement Agreements by the Bankruptcy Court in which to elect to participate in the settlement. Those Originally Settling Trusts that opted into the settlement would have received an allocable share of an Allowed Unsecured Claim in the maximum amount of \$8.7 billion against debtors RFC and GMACM (the "Original RMBS Allowed Claim"), subject to adjustment based on the number of trusts that opted in to the Original RMBS Settlement Agreements. In exchange for their allocable portion of the Original RMBS Allowed Claim, the Originally Settling Trusts would have released all R&W Claims against RFC and GMACM. The Institutional Investors also agreed to direct the respective RMBS Trustees for the Originally Settling Trusts in which they hold sufficient securities to accept the terms set forth in the Original RMBS Settlement Agreements. The final amount of the Original RMBS Allowed Claim as against the Debtors (excluding ResCap) was to be reduced from \$8.7 billion proportionally by the percentage, based on OIB, of the non-accepting trusts.

Under the Original RMBS Settlement Agreements, the Institutional Investors also agreed to provide various types of support to the Debtors. In particular, the Institutional Investors agreed to support the Debtors' first and second day relief, use commercially reasonable efforts to persuade other investors to join in the Original RMBS Settlement Agreements, and support the Debtors' efforts to propose and confirm a Chapter 11 plan consistent with a pre-petition plan term sheet and the terms of the Pre-Petition AFI-ResCap Settlement Agreement. Moreover, each group of Institutional Investors agreed to maintain their 25% holdings in at least one class of

securities related to approximately 80% of the Trusts in which the respective group originally held at least 25% of the securities in a class, subject to minor exceptions. This provided assurance that the Institutional Investors would continue to have the authority to influence a large portion of the Trustees and comply with their other support obligations under the Original RMBS Settlement Agreements. Finally, Ally agreed, under the terms of the Original RMBS Settlement Agreements, not to object to Original RMBS Allowed Claim or to the allocation of such proceeds among the Trusts.

The motion to approve the Original RMBS Settlement Agreements was originally scheduled for hearing in November 2012, but was delayed on several occasions, and was most recently scheduled to begin on May 28, 2013. As described in further detail in Article IV, the parties determined that it was in their collective best interests to avoid protracted and costly litigation with respect to the Original RMBS Settlement Agreements, and instead to resolve the RMBS Trusts' claims in the context of the Plan Support Agreement. Following extensive discussion in connection with the overall Global Settlement, the parties determined that the Plan would incorporate a modification of the Original RMBS Settlement Agreements with, among other things, certain important modifications to cover all RMBS Trusts holding RMBS Trust Claims.

#### **6. Formation of Ad Hoc Group of Junior Secured Noteholders and the Pre-Petition JSN Plan Support Agreement**

In November 2011, approximately 37% of the Junior Secured Noteholders formed a group (the "Ad Hoc Group")<sup>66</sup> and acted collectively by and through their representatives, White & Case LLP and Milbank, Tweed, Hadley & McCloy LLP as co-counsel and Houlihan Lokey Capital Inc. as financial advisors. In April 2012, the Debtors and their advisors entered into extensive discussions with the Ad Hoc Group and its advisors regarding the potential Chapter 11 filing, the potential debtor-in-possession financing facilities, and the potential Asset Sales. The Ad Hoc Group participated in each of these processes, as well as in the negotiations leading up to the development of the Pre-Petition AFI-ResCap Settlement Agreement. Ultimately, the Debtors obtained the Ad Hoc Group's support pre-petition for a restructuring plan premised upon the Asset Sales, which was reflected in a separate plan support agreement (the "JSN Plan Support Agreement").

Pursuant to the plan contemplated by the JSN Plan Support Agreement, the Junior Secured Noteholders and AFI would share in the proceeds of the collateral securing the Revolving Credit Facility and the Junior Secured Notes as follows: First, AFI would receive the first \$400 million of collateral proceeds, plus any accrued post-petition interest on the \$400 million. Second, the Junior Secured Noteholders would receive the next \$1 billion of collateral proceeds. Third, with respect to the remaining collateral proceeds, AFI would receive 19% of such proceeds and the Junior Secured Noteholders would receive 81% of such proceeds until the

---

<sup>66</sup> Based on the Ad Hoc Group's recent Rule 2019 Statement, the Ad Hoc Group currently holds approximately 50% of the Junior Secured Notes. *See Supplement to Amended Verified Statement of White & Case LLP and Milbank, Tweed, Hadley & McCloy LLP Pursuant to Federal Rule of Bankruptcy Procedure 2019* [Docket No. 3770].

Junior Secured Notes were paid in full. AFI would receive any excess proceeds in satisfaction of any remaining post-petition interest under the Revolving Credit Facility. In the event the collateral proceeds were insufficient to repay the Revolving Credit Facility and the Junior Secured Notes in full, until the Junior Secured Noteholders were paid in full AFI would receive 19% of any distributions on account of the deficiency claims under the Revolving Credit Facility and the Junior Secured Notes, and the Junior Secured Noteholders would receive 81% of such distributions. Any remaining distributions would go to AFI in satisfaction of any remaining post-petition interest under the Revolving Credit Facility.

Significantly, the Ad Hoc Group agreed to waive any and all rights to any post-petition interest under the Junior Secured Noteholders through December 31, 2012, so long as (i) no unsecured creditor received post-petition interest, (ii) the JSN Plan Support Agreement did not terminate, and (iii) (x) the effective date of the contemplated by the JSN Plan Support Agreement occurred by December 31, 2012 or (y) the closing of the Asset Sales occurred by December 31, 2013 and the effective date of the contemplated plan occurred by March 31, 2013.

Following the Petition Date, the JSN Plan Support Agreement was terminated on September 26, 2012.

## **7. Other Factors**

Other factors leading up to the filing of these Chapter 11 Cases include the magnitude of the Debtors' potential liability for representation and warranty claims in connection with mortgage loans sold by the Debtors (as detailed in Article III), and the significant time and defense costs in respect of defending such claims; the Debtors' overwhelming debt burden, including the principal and final maturity payments on the Junior Secured Notes, the near-term principal payments on the Senior Unsecured Notes, and the near-term maturities of the Debtors' credit facilities; and the continuing volatility in the interest rate markets, which affected the Debtors' ability to hedge the value of their MSRs and to comply with financial covenants imposed in their credit facilities and other agreements.

In addition, while the Debtors were heavily dependent on AFI for funding and capital support, AFI indicated that there could be no assurance that AFI or its affiliates would continue any such support or that AFI would choose to execute any further strategic transactions with respect to the Debtors or that any transactions undertaken would be successful. In particular, AFI was not willing to extend the termination dates for the various credit facilities with the Debtors beyond May 14, 2012. For all of the foregoing reasons, the Debtors did not expect to be able to satisfy their obligations as they became due.

## **ARTICLE IV. THE CHAPTER 11 CASES**

On May 14, 2012, the Debtors commenced their Chapter 11 Cases to preserve their assets and maximize value for the benefit of all of their economic stakeholders. Exhibit 2 annexed hereto contains a list of the Debtor entities. The Debtors' Chapter 11 Cases have been consolidated for procedural purposes only and are being jointly administered pursuant to Bankruptcy Rule 1015(b). The Debtors are authorized to operate their businesses and manage

their properties as debtors in possession pursuant to Sections 1107(a) and 1108 of the Bankruptcy Code.

## **A. Commencement of the Chapter 11 Cases**

### **1. First and Second Day Motions**

On or shortly after the Petition Date, the Debtors filed certain “first day” and “second day” pleadings with the Bankruptcy Court to facilitate the Debtors’ seamless transition into Chapter 11, minimize disruption to the Debtors’ operations, and aid in the preservation of the Debtors’ going-concern value. On the Petition Date, the Bankruptcy Court considered and approved the Debtors’ motions to: (i) continue using their cash management system; (ii) gain interim access to senior secured superpriority debtor-in-possession financing (discussed below); and (iii) use certain of their pre-petition lenders’ cash collateral (discussed below).

The remaining first day “operational” motions were heard shortly after the Petition Date, and the Bankruptcy Court entered orders that, collectively, authorized the Debtors to: (i)(a) continue their operations with respect to the servicing and origination business in the ordinary course; (b) pay pre-petition amounts due to third party vendors and foreclosure professionals, and (c) grant limited stay relief to enable Borrowers to assert related counterclaims in foreclosure proceedings (discussed in greater detail below, the “Servicing Relief”); (ii) notify Borrowers that the Debtors would no longer fund draws under home equity lines of credit; (iii) honor pre-petition obligations to customers; (iv) continue the Debtors’ shared services arrangements with non-debtor affiliates, including AFI and Ally Bank; (v) maintain their cash management practices and use pre-petition bank accounts, checks, and other business forms; (vi) make tax payments to federal, local and state taxing authorities; (vii) prohibit utility companies from discontinuing services; and (viii) pay certain pre-petition employee wages and benefits and continue related programs.

In addition to these “operational” orders, the Bankruptcy Court entered several procedural and administrative orders to facilitate the efficient administration of these Chapter 11 Cases. These orders: (i) authorized the joint administration of the Chapter 11 Cases; (ii) extended the time during which the Debtors could file certain schedules of assets and liabilities and statements of financial affairs; (iii) authorized the Debtors to file a consolidated list of the Debtors’ 50 largest creditors; and (iv) established certain notice, case management, and administrative procedures that govern the Chapter 11 Cases.

### **2. Servicing Relief**

The orders granting Servicing Relief enabled the Debtors to continue operating their mortgage loan servicing and origination business in the ordinary course, which was essential to the Debtors’ efforts to consummate the Asset Sales and necessary for the Debtors to continue their pre-petition operations unabated.

Ordinary Course Servicing Activities. On June 15, 2012, the Bankruptcy Court entered orders authorizing the Debtors to continue in the ordinary course of business (i) servicing governmental association loans (the “GA Loans”), (ii) participating in foreclosure activities

involving GA Loans and maintaining property that is “real estate owned” by Fannie Mae, Freddie Mac, and Ginnie Mae (together, the “Governmental Associations”), (iii) servicing non-governmental association loans (the “Non-GA Loans”), (iv) participating in foreclosure activities involving Non-GA Loans and maintaining property that is “real estate owned” by the Debtors, and (v) with respect to each of these activities, making certain payments related to pre-petition obligations [Docket Nos. 401, 402]. The GA Loans consist of domestic mortgage loans that are pooled together into securitization trusts guaranteed or insured by the Governmental Associations. The Non-GA Loans are comprised of domestic mortgage loans originated or acquired by the Debtors and sold to private investors and securitization trusts for so-called “private label” securitization pools.

Ordinary Course Origination Activities. On July 25, 2012, the Bankruptcy Court entered a final order authorizing the Debtors to continue their mortgage loan retail, brokerage and origination activities, and their purchase and resale of Ginnie Mae loans pursuant to various agreements [Docket No. 898]. Pursuant to this order, the Debtors were authorized to (i) process and where applicable fund pre-petition mortgage loan commitments; (ii) continue origination activities (including direct origination and brokering of completed loan applications) and sale activities related to the ultimate securitization of mortgage loans; (iii) continue to (a) perform under the Purchase and Sale Agreement with Ally Bank and the related Master Forward Agreement with Ally Investment Management LLC (“AIM”), and incur secured indebtedness under those agreements, and (b) perform under the Pledge and Security Agreement with Ally Bank, AFI, GMAC Mortgage Group, LLC and AIM, and grant such parties superpriority administrative claims in relation to the foregoing; (iv) pay certain amounts due to critical vendors providing origination services that accrued prior to the Petition Date; and (v) continue honoring certain mortgage loan repurchase and other related obligations arising in connection with the sale and servicing of loans, each in the ordinary course of business.

Supplemental Servicing Relief. On July 13, 2013 the Bankruptcy Court entered a supplemental order (i) authorizing the Debtors to continue implementing loss mitigation programs, (ii) approving procedures for the compromise and settlement of certain claims, litigations and causes of action in the ordinary course of the Debtors’ business, (iii) granting limited stay relief to permit (a) Borrowers or their tenants, as applicable, to prosecute direct claims and counter-claims in foreclosure and eviction proceedings (including in states in which non-judicial foreclosure is followed), (b) Borrowers to prosecute certain actions in Borrower bankruptcy cases, and (c) the Debtors to prosecute foreclosure actions in those circumstances where they service senior mortgage loans and own the junior loans on the underlying property, and (iv) authorizing and directing the Debtors to pay certain securitization trustee fees and expenses. [Docket No. 774] (the “Supplemental Servicing Order”).

Shared Services. In light of the integrated nature of the Debtors’ and AFI’s businesses, on May 15, 2012, the Bankruptcy Court entered a final order authorizing the Debtors to enter into a shared services agreement with AFI to prevent any disruption in the Debtors’ day-to-day operations [Docket No. 387]. The agreement permitted the Debtors and AFI to provide and receive from one another during the Debtors’ Chapter 11 Cases certain services including, among other things: (i) information technology services; (ii) employee benefits administration and other human resources functions; (iii) accounting, tax and internal audit services;



(iv) treasury and collateral management; (v) risk management functions; (vi) supply chain management, including procurement of goods and services from third parties; (vii) government and regulatory relations and compliance services; (viii) facilities management services; (ix) marketing services; and (x) capital markets services relating to managing the value of certain of the Debtors' loan servicing rights.

### **3. Retention of Restructuring and Other Professionals**

#### **(f) The Debtors' Professionals**

To assist the Debtors in carrying out their duties as debtors-in-possession and to represent their interests in the Chapter 11 Cases, the Debtors obtained Bankruptcy Court approval to retain (i) Morrison & Foerster as their lead restructuring attorneys, (ii) FTI, as financial advisors, (iii) Centerview Partners LLC ("Centerview") as investment bankers, (iv) Bradley Arant Boult Cummings LLP as special litigation and compliance counsel, and (v) Kurtzman Carson Consultants, LLC as the Debtors' claims and noticing agent and the Debtors' balloting and solicitation agent. In addition to these key professionals, the Debtors have retained Curtis, Mallet-Prevost, Colt & Mosle LLP as conflicts counsel, as well as special counsel, communication consultants, auditors, tax service providers, compensation consultants, and other professionals to assist them in managing the Chapter 11 Cases. The Debtors are required to pay the fees of their own advisors, as well as fees incurred by the respective advisors for certain of the Debtors' other constituencies related to the Chapter 11 Cases. In addition, the Bankruptcy Court granted the Debtors the authority to utilize the services of various additional attorneys as "ordinary course professionals" to assist the Debtors in managing the Debtors' pre-existing litigation filed nation-wide (as described herein at Article IV.).

#### **(g) The Creditors' Committee's Professionals**

To assist the Creditors' Committee in carrying out its duties and to represent the interests of unsecured creditors in the Chapter 11 Cases, the Creditors' Committee obtained Bankruptcy Court approval to retain Kramer Levin Naftalis & Frankel LLP as counsel ("Committee Counsel"), Pachulski Stang Ziehl & Jones LLP as co-counsel ("Committee Co-Counsel"), SilvermanAcampora LLP as special counsel for Borrower-related matters ("Committee Borrower Counsel"), and Wilmer Cutler Pickering Hale and Dorr LLP as special counsel for regulatory matters ("Committee Regulatory Counsel"). In addition, the Creditors' Committee received Bankruptcy Court approval to retain AlixPartners, LLP as financial advisor and Moelis & Company LLC ("Moelis") as investment banker.

### **4. Post-petition Financing and Use of Cash Collateral**

In January 2012, the Debtors, with the assistance of Centerview and FTI, their financial advisors, commenced a marketing process to obtain debtor-in-possession financing for these Chapter 11 Cases. As part of that process, the Debtors approached several potential lenders, including AFI, Barclays Bank PLC ("Barclays"), other pre-petition providers of debt capital to the Debtors and certain third party lenders with experience in financing mortgage loan servicing and origination businesses and providing debtor-in-possession financings of the magnitude required in these Chapter 11 Cases.

After engaging in extensive discussions and negotiations with the potential lenders, the Debtors ultimately determined to enter into a post-petition debtor-in-possession financing arrangement (the “Barclays DIP Facility”) with Barclays, as administrative agent for a syndicate of financial institutions (together with Barclays, the “DIP Lenders”). As the Petition Date approached, the Debtors determined that the Barclays DIP Facility would be insufficient to cover the Debtors’ second largest expense—repurchases (the “Ginnie Buybacks”) of certain whole loans that were sold into securitization trusts guaranteed by Ginnie Mae (the “Ginnie Mae Trusts”). These repurchases were funded prior to the Petition Date by draws under the AFI LOC. Beginning in April 2012, the Debtors engaged in discussions with AFI regarding funding the Ginnie Buybacks prior to and during these Chapter 11 Cases. Such discussions eventually morphed into negotiations regarding the terms and structure of an additional post-petition financing facility from AFI in the form of post-petition draws under the AFI LOC (the “AFI DIP Facility”). Ultimately, AFI agreed to allow the Debtors to draw on the AFI LOC post-petition in an amount up to \$220 million to fund the Ginnie Buybacks.

Accordingly, on the Petition Date, the Debtors filed three motions (the “DIP and Cash Collateral Motions”) seeking authority to (i) enter into the Barclays DIP Facility with Barclays as administrative agent for the DIP Lenders, (ii) use the cash collateral of Citibank under the Citibank MSR Facility, and (iii) continue making post-petition draws under the AFI LOC in an amount up to \$220 million (the “AFI DIP Loans”) and to use the cash collateral under the AFI LOC, the Revolving Credit Facility, and the Junior Secured Notes (the “AFI DIP and Cash Collateral Motion”). The relief sought in the DIP and Cash Collateral Motions advanced the Debtors’ efforts in obtaining post-petition liquidity, which was essential for the Debtors in order for them to continue operating their business in the ordinary course during the Chapter 11 Cases. The Bankruptcy Court approved the DIP and Cash Collateral Motions on an interim basis on May 15, 2012, and on a final basis on June 25, 2012.

Barclays DIP Facility. The Barclays DIP Facility, approved by the Bankruptcy Court on June 25, 2012 [Docket No. 491], consisted of revolving and term loans with a total commitment of \$1.45 billion. Of this amount, the DIP Lenders provided (i) revolving loans in an aggregate principal amount up to \$190 million, and (ii) two term loans in (a) an aggregate principal amount up to \$1.06 billion, and (b) an aggregate principal amount up to \$200 million (collectively, the “Barclays Loans”). The Debtors used the proceeds of the Barclays Loans to (i) refinance the GSAP Facility and the BMMZ Repo Facility through the purchase of certain mortgage loans and Servicing Advance Receivables, which brought substantial assets into the Debtors’ Estates that otherwise may not have been available to the Debtors, (ii) fund general corporate and working capital requirements, including the acquisition of additional Servicing Advance Receivables, (iii) pay interest, fees and expenses payable under the Barclays DIP Facility, and (iv) pay certain costs of administration of the Chapter 11 Cases in accordance with the DIP budget. The Debtors granted the DIP Lenders senior security interests on the collateral that previously secured the GSAP Facility and the BMMZ Repo Facility, and junior security interests on the collateral that secured the AFI LOC and the Citibank MSR Facility. The Debtors also granted the DIP Lenders superpriority administrative expense claims, subject to a carveout. The DIP Lenders did not take any liens on the primary unencumbered assets of the Debtors or liens on causes of action under Chapter 5 of the Bankruptcy Code (or the proceeds of such causes of action). The Barclays DIP Facility was paid off in full upon the closing of the Asset Sales.

AFI DIP Facility. Pursuant to the order granting the AFI DIP and Cash Collateral Motion [Docket No. 491] (the “AFI/JSN Cash Collateral Order”), the Debtors were authorized to enter into a post-petition financing facility pursuant to which the Debtors were permitted to make post-petition draws under the AFI LOC in an amount up to \$220 million, provided that the aggregate amount of AFI LOC pre-petition and post-petition draws (plus any unpaid interest, expenses, or other costs thereunder) did not exceed \$600 million. The post-petition extensions of credit under the AFI LOC were to be used solely to fund repurchases of Ginnie Buybacks to the extent necessary to (i) continue making repurchases of whole loans from Ginnie Mae Trusts in order to prevent the Debtors from being in violation of delinquency triggers applicable under the Ginnie Mae Guide, (ii) effect foreclosures, conveyances, or other normal course loss mitigation activities of the related properties in connection with the submission of HUD claims, and (iii) allow for trial modifications under programs implemented by the Debtors for which the related loans and Borrowers were qualified. In exchange for the post-petition draws under the AFI LOC, the Debtors granted AFI, in its capacity as lender under the AFI DIP Facility, (i) a senior security interest on the repurchased whole loans and HUD claims funded with the AFI DIP Loans, (ii) a priming lien on all other assets securing the AFI LOC, and (iii) superpriority administrative expense claims in an amount equal to the principal and interest on the post-petition draws. The AFI DIP Facility was paid off in full upon the closing of the Asset Sales.

Use of Cash Collateral. Pursuant to orders entered by the Bankruptcy Court [Docket Nos. 471, 491] (as it relates to Citibank, the “Citibank Cash Collateral Order”), the Debtors used the cash collateral under the Citibank MSR Facility, the AFI LOC, the Revolving Credit Facility, and the Junior Secured Notes to fund only the cash needs related to the operations (including an allocated portion of the costs to administer the Chapter 11 Cases based on the asset values within each collateral pool) and assets of each of the respective collateral pools based on an agreed-upon budget. Each of AFI, the Junior Secured Noteholders, and Citibank consented to the Debtors’ use of Cash Collateral and were provided with adequate protection for the use thereof.

Following the closing of the Asset Sales, the Debtors believe that the Citibank MSR Facility was paid off in full. However, Citibank contends that the interest rate used by the Debtors to calculate the payoff amount was insufficient because it did not include the default interest rate under the Citibank MSR Facility. The Debtors and Citibank remain in the process of negotiating a resolution of this issue. In the event Citibank is entitled to receive interest at the default rate, it would be entitled to an Allowed Other Secured Claim of approximately \$4.5 million in addition to the amounts already paid. Pending resolution by the parties or determination by the Bankruptcy Court, such Claim shall be treated as a Disputed Claim.

Each of the AFI/JSN Cash Collateral Order and the Citibank Cash Collateral Order authorized the Debtors to use Cash Collateral through the effective date of a Chapter 11 plan for any Debtor.<sup>67</sup> Pursuant to the AFI/JSN Cash Collateral Order, the Debtors’ ability to use Cash

---

<sup>67</sup> The AFI/JSN Cash Collateral Order contained a covenant requiring that the effective date of the Debtors’ Chapter 11 plan occur by December 15, 2012. Accordingly, on December 20, 2012, the Bankruptcy Court entered the Stipulation and Order Amending the AFI DIP and Cash Collateral Order [Docket No. 2495] (the “First AFI/JSB Cash Collateral Stipulation”), which removed the covenant and also revised the termination date to be the earlier of, among other things, the effective date of the closing of the Platform Sale or March 31, 2013.

Collateral was limited to the terms of a 20-week forecast for anticipated cash receipts and disbursements that was to be updated on a monthly basis (collectively, the “Forecasts”). The Forecasts also provided for the pro rata allocation of the cash disbursements during the relevant period to the assets securing the Debtors’ various secured credit facilities as well as unencumbered assets. Pursuant to the AFI/JSN Cash Collateral Order, the Debtors, AFI, and the Ad Hoc Group agreed that the Forecasts would be approved by AFI.

The Debtors subsequently negotiated several extensions regarding the use of the Cash Collateral of AFI and the Junior Secured Noteholders, including the *Eighth Stipulation and Order Amending the AFI DIP and Cash Collateral Order* [Docket No. 4115]. On April 8, 2013, the Debtors filed a motion to continue using the Cash Collateral of AFI and the Junior Secured Noteholders on a non-consensual basis (the “Cash Collateral Motion”). AFI, the Ad Hoc Group of Junior Secured Noteholders, and UMB Bank filed objections to the Cash Collateral Motion. In addition, the Creditors’ Committee filed a limited objection to the Cash Collateral Motion. The parties engaged in discovery and ultimately resolved the Cash Collateral Motion by entering into the *Stipulation and Order in Respect of the Debtors’ Motion for Entry of an Order to Permit the Debtors to Continue Using Cash Collateral* [Docket No. 3374] [Docket No. 4193], pursuant to which (i) the Debtors’ ability to continue using Cash Collateral under the AFI/JSN Cash Collateral Order terminated, effective July 11, 2013; (ii) the Junior Secured Noteholders are no longer entitled to certain forms of adequate protection, including adequate protection payments; (iii) the Debtors expressly reserved the right to seek authorization to replenish from Cash Collateral any unencumbered funds used for the purposes referenced in paragraph 30 of the Cash Collateral Motion for the period following May 14, 2013, as though such expenses had been paid in the first instance from Cash Collateral; and (iv) during the period beginning on July 11, 2013 and ending on December 15, 2013, the Debtors are authorized to use Cash Collateral for the limited purpose of funding servicer advance obligations, subject to certain limitations.

## **5. Sale Process**

On the Petition Date, the Debtors filed a motion with the Bankruptcy Court seeking: (i) approval of Nationstar Mortgage LLC (“Nationstar”) and Ally as proposed stalking horse purchasers, including related bid protections for Nationstar; (ii) approval of sale procedures; (iii) to schedule a bid deadline and sale hearing; and (iv) approval of and authorization to enter into the respective Nationstar and AFI asset purchase agreements (the “Sale Motion”).

The Debtors’ dual sale structure allowed for certain combinations of sale transactions, ensuring that the Debtors received the highest or best value for the assets. The robust marketing process for the Debtors’ servicing and mortgage loan origination assets (effectively comprising the entirety of the Debtors’ Origination and Servicing Business, the “Servicing Platform”) and a significant portion of the Debtors’ and Whole Loan Portfolio, which began pre-petition and extended post-petition, was designed to maximize the value of these assets for the benefit of the Debtors’ Estates and their creditors.

Prior to the Petition Date, the Debtors commenced and pursued a targeted marketing process, launched and managed by Centerview, their investment banker, for their most valuable assets. On May 13, 2012, after several months of extensive negotiations, the Debtors executed

two separate stalking-horse asset purchase agreements to effectuate the sales of the Debtors' Servicing Platform and Whole Loan Portfolio, respectively: one with Nationstar, for the Debtors' Servicing Platform; the second with AFI and BMMZ Holdings LLC, for the Debtors' Whole Loan Portfolio. The original Nationstar stalking horse bid was approximately \$2.3 billion for the purchase of the Debtors' Servicing Platform. The original AFI stalking horse bid for the Whole Loan Portfolio, contained a "toggle" whereby Ally would agree to purchase the Whole Loan Portfolio at a higher purchase price of \$1.6 billion provided that the Chapter 11 plan provide for the Releases contained in the Pre-Petition AFI-ResCap Settlement Agreement, and, if the sale was not consummated through the Chapter 11 plan, would pay a lower purchase price of \$1.4 billion.

Prior to the June 18, 2012 hearing date on the Sale Motion, the Creditors' Committee filed an objection to the Sale Motion, raising a number of issues with the proposed stalking horse bids, the sale procedures, and the timeline. The Creditors' Committee also objected to the "toggle" feature in the AFI stalking horse agreement. Berkshire also filed an objection to the Sale Motion, seeking to replace the stalking-horse offers of Nationstar and AFI, respectively. In connection with its objection, Berkshire submitted two separate executed asset purchase agreements to purchase the Servicing Platform and the Whole Loan Portfolio.

In response to the objections to the Sale Motion, Nationstar agreed to reduce its proposed break-up fee, expense, reimbursement, and initial bid increment, and AFI agreed to remove the "toggle" in its stalking horse price for the Whole Loan Assets. Following a mini-auction to serve as stalking horse bidder among Nationstar and Berkshire for the Servicing Platform, and AFI, Berkshire and Lone Star U.S. Acquisitions, LLC for the Whole Loan Portfolio, the Bankruptcy Court approved Nationstar as the stalking-horse bidder for the Servicing Platform with a stalking horse bid of an increase of \$125 million over the original stalking horse bid, and Berkshire as the stalking-horse bidder for the Whole Loan Portfolio with a stalking horse bid of an increase of \$42 million over the original stalking horse bid (each calculated using of February 29, 2012 asset balances). On June 28, 2012, the Bankruptcy Court entered the Sales Procedures Order approving, among other things, the asset purchase agreement by and among the Debtors and Nationstar for the Platform Sale and the asset purchase agreement by and among the Debtors and Berkshire for the Whole Loan Portfolio.

The Debtors conducted the Auctions from October 23, 2012 through October 25, 2012. The auction for the Servicing Platform was held from October 23 through October 24, 2012. Nationstar and Ocwen were the two bidders that presented offers for the Servicing Platform. Although Ocwen was the bidder of record, the Ocwen APA provided for the assignment of the Debtors' Fannie Mae servicing assets to Walter or one of its affiliates as part of the transaction.

After 28 rounds of bidding, however, Ocwen made the highest and best offer to purchase the Servicing Platform, which included the Debtors' mortgage loan servicing, consumer lending, and capital markets platforms, as well as mortgage loan servicing rights and servicer Advances belonging to Ginnie Mae (the "Ginnie Mae MSRs"). The purchase price for these assets was comprised of a joint bid by Ocwen and Walter for approximately \$3 billion, subject to adjustment, of which approximately \$160 million related to the Ginnie Mae MSRs. Walter coordinated with the Debtors and Ocwen to enter into an ancillary agreement whereby Ocwen

assigned to Walter the Debtors' consumer lending and capital markets platforms, as well as the Fannie Mae mortgage servicing rights (the "Fannie Mae MSRs") contained in the Debtors' servicing portfolio. Ocwen's winning bid included approximately \$782.4 million of incremental value over Nationstar's stalking horse bid, for the benefit of the Debtors' Estates and stakeholders.

On October 25, 2012, ResCap held an auction for its Whole Loan Portfolio, which consisted of loans with an aggregate unpaid principal balance as of August 31, 2012 of \$3.05 billion and book value of \$1.37 billion. The two bidders who participated in the Auction were Berkshire and a consortium of bidders referred to as the DLJ Consortium.

The Whole Loan Auction commenced with Berkshire's stalking horse bid of \$1.32 billion for the Whole Loan Portfolio, which was comprised of approximately 28,000 whole loans. After 11 rounds of bidding, Berkshire won the auction with the highest and best offer of \$1.5 billion, subject to adjustment. As compared to Berkshire's stalking horse bid of \$1.32 billion, Berkshire's winning bid included approximately \$176 million of incremental value over the stalking horse bid for the benefit of the Debtors' Estates and stakeholders, and removed certain meaningful conditions previously in the agreement.

Subsequent to the Auctions but prior to the Sale Hearing (defined below), the Debtors received approximately 60 objections to the Platform Sale; however, not one of them took issue with the sale process, the conduct at the Auctions, the purchase price for the respective assets, and/or whether the sales remained in the best interest of the Debtors and their creditors. Rather, the objections to the Platform Sale were, for the most part, limited to issues with the assumption by the Debtors and assignment to Ocwen of various agreements, Ocwen's ability to perform under those agreements, and other sale objections, e.g., requests for clarification language in the Sale Motion (collectively, the "Cure/Sale Objections"). There were no objections to the Whole Loan Portfolio.

The terms of the Asset Sales were reflected in two separate asset purchase agreements, which were the product of significant governmental cooperation and extensive negotiations among the Debtors, AFI, Ocwen, Walter, Berkshire, and numerous stakeholders, including the Creditors' Committee: (i) the asset purchase agreement with Ocwen, dated as of November 2, 2012 as amended from time to time (the "Ocwen APA"); and (ii) the asset purchase agreement with Berkshire, dated November 2, 2012 as amended from time to time (the "Berkshire APA"). In connection with these transactions, Ocwen assigned certain of the purchased assets to Walter for approximately \$509 million under the "Walter Assignment."<sup>68</sup> At a hearing held on November 19, 2012, the Bankruptcy Court approved the Debtors' Asset Sales (the "Sale Hearing"), and on November 21, 2012, the Bankruptcy Court entered the Sale Orders approving the Asset Sales (the "Sale Orders"). Following the Sale Hearing and prior to the closings of the Asset Sales, the Debtors resolved a majority of the Cure/Sale Objections. For the remainder of the Cure/Sale Objections and other objections, the Debtors agreed with each of the remaining

---

<sup>68</sup> As of the date hereof, this figure is still the subject of a "true-up" accounting of amounts paid for assets transferred to Walter.

objectors on a process and schedule by which any alleged cure claims would be resolved post-closing.

The transactions comprising the Debtors' Platform Sale closed in two parts: the sale to Walter closed on January 31, 2013, and the sale to Ocwen closed on February 15, 2013. The Debtors' Whole Loan Portfolio sale to Berkshire closed on February 5, 2013. In the aggregate, the Asset Sales yielded approximately \$4.1 billion in gross sale proceeds (prior to reduction for payment of assumed liabilities, cure costs and other associated liabilities) to the Debtors' Estates, providing over \$1 billion of incremental value for the Debtors' Estates over what the Debtors' Estates would have received through the original stalking horse bids.

The Plan sets forth the mechanism by which the Debtors will distribute the remaining proceeds of the Asset Sales, the Ally Contribution, and any other Estate assets so as to achieve their goals of maximizing value to their various creditor constituencies and bringing a successful conclusion to these Chapter 11 Cases.

#### **6. Key Employee Retention Plan (KERP) and Key Employee Incentive Plan (KEIP)**

On July 17, 2012, the Debtors filed a motion seeking entry of an order approving a key employee incentive plan ("Sale KEIP") and a key employee retention plan ("Sale KERP") in connection with the Debtors' efforts to effectuate an unprecedented going-concern sale of substantially all of their assets to the third party providing the highest and best offer. [Docket No. 812]. The Sale KERP was intended to retain certain key personnel, who were identified by the Debtors' senior management as necessary to execute the Debtors' business plan, maintain operational stability throughout the sale processes and transition the Debtors' businesses as a going concern, with a financial incentive to remain with the Debtors during the sale process. The Bankruptcy Court entered an order approving the Sale KERP on August 15, 2012 [Docket No. 1169]. The Sale KEIP was intended to provide certain senior executives with financial incentives to maximize value for the Debtors' creditors through the Asset Sales while also achieving certain financial and operational goals. On October 18, 2012, following the revision of the initial proposal and with the consent of both the U.S. Trustee and the Creditors' Committee, the Debtors obtained the Bankruptcy Court's approval of the Sale KEIP [Docket No. 1854].

Upon the conclusion of the Asset Sales, the Chapter 11 Cases focused on managing the Estates' remaining assets and maximizing value for the creditors. Accordingly, on March 20, 2013, the Debtors filed a motion seeking entry of an order approving both a short-term ("Executive Estate KEIP") and long-term key employee incentive program ("Estate KEIP") as well as a key employee retention program ("Estate KERP," together with the Executive Estate KEIP and the Estate KEIP, the "Estate Plans") [Docket No. 3280]. The Estate Plans were intended to both incentivize the senior executives that remained with the Estate to preserve and maximize the Estate's value in order to enhance the return for creditors, as well as provide non-insider employees with a fixed award to ensure that they work with the Estate through the end of their retention period. The Bankruptcy Court entered an order approving the Estate Plans on April 16, 2013 [Docket No. 3443].

## **7. Plan Exclusivity**

Upon commencement of these Chapter 11 Cases, Section 1121(d) of the Bankruptcy Code provided the Debtors with the exclusive right to file and solicit a Chapter 11 plan through and including September 11, 2012 and November 10, 2012, respectively. The Bankruptcy Court granted several extensions of the Debtors' exclusive periods, and most recently, the Debtors were granted the exclusive right (i) to file a plan through and including August 21, 2013, and (ii) solicit votes through and including October 21, 2013 [Docket No. 3919]. The Debtors requested each of these extensions to give them sufficient time to, among other things, reach accord with Ally, the Creditors' Committee, and other major parties in interest on a consensual plan.

## **8. Committee Investigation of Claims against AFI**

Prior to the appointment of the Examiner, the Creditors' Committee sought authority under Bankruptcy Rule 2004 to subpoena information from the Debtors, AFI, and AFI's parent Cerberus Capital Management L.P. On June 5, 2012, the Bankruptcy Court granted the Creditors' Committee's request and authorized the issuance of subpoenas [Docket No. 217]. After the Examiner's appointment, the Bankruptcy Court entered an order providing that the scope of the Examiner's investigation would be co-extensive with the scope of the Creditors' Committee investigation. [Docket No. 925].

Over the course of several months, the Creditors' Committee conducted an extensive investigation, beginning with the time period associated with ResCap's formation in 2004, of the pre-petition and post-petition transactions and agreements between the Debtors, AFI, and non-Debtor AFI affiliates. During the course of its investigation, the Creditors' Committee reviewed and analyzed millions of pages of documents from a shared document depository made available by the Examiner. For purposes of furthering its understanding of the Debtors' historical solvency and capitalization, together with the complex historical, business, and legal relationships among the Debtors, AFI, and AFI's affiliates, the Creditors' Committee retained specialists from AlixPartners and Moelis to assist its counsel.

The primary focus of the Creditors' Committee investigation was on the following:

- Whether the transfer to AFI over several years of one of the Debtors' assets, Ally Bank, was for adequate consideration; and whether the promise at the inception of the transfer that AFI would pursue an industrial bank charter for ResCap and return its assets thereto was false.
- Whether a Master Mortgage Loan Purchase and Sale Agreement and several swap agreements relating to mortgage servicing rights ("MSRs") between GMAC Mortgage Inc. ("GMACM") and Ally Bank contained non-market terms; whether these agreements were intended to insulate Ally Bank from representation and warranty related risk and liability in connection with loans it had originated or acquired, as well as the volatility risks relating to the ownership of MSRs, and shift all of that risk and liability onto GMACM; and whether the Debtors' boards of directors adequately vetted these transactions at the time they were executed.



- Whether profitable and valuable businesses were transferred away from the Debtors at less than fair market value over the course of several years; and whether these transfers occurred in compressed timeframes, without adequate valuations or fairness opinions, without comprehensive (or any) third-party marketing.
- Whether the Debtors assumed AFI's financial liabilities and obligations in connection with the April 13, 2011 Consent Order with the Federal Reserve Board, and the February 9, 2012 settlement agreement with the U.S. Department of Justice and the Attorneys General of several states; and whether the Debtors made fraudulent and preferential transfers to or for the benefit of AFI in the days leading up to the Petition Date.

Based on the foregoing, the Creditors' Committee determined that the Debtors could pursue claims against AFI and its directors sounding in alter ego/veil piercing, substantive consolidation, fraudulent conveyance, preferential transfer, recharacterization, equitable subordination, breach of fiduciary duty, and aiding and abetting breach of fiduciary duty.

On January 9, 2013 and January 17, 2013, respectively, the Creditors' Committee presented its perspective on the evidence and Potential Claims to AFI and the Debtors. The Creditors' Committee also presented its perspective on the evidence and Potential Claims to the Examiner on January 23, 2013, and in written submissions dated March 7, 2013, May 2, 2013 and May 6, 2013.

Ally has denied and continues to deny any breach, fault, liability, or wrongdoing regarding claims alleged against Ally.

## **9. Appointment of an Examiner**

On June 28, 2012, the Bankruptcy Court entered an order granting Berkshire's motion to appoint an examiner in the Chapter 11 Cases to investigate the pre-petition activities of the parties and the Pre-Petition AFI-ResCap Settlement Agreement. [Docket No. 536]. The scope, timing, and budget for this investigation was set by the Bankruptcy Court after the U.S. Trustee's appointment of former Judge Arthur J. Gonzalez<sup>69</sup> (the "Examiner"), which the Bankruptcy Court approved on July 3, 2012 [Docket No. 674].

On August 6, 2012, the Examiner filed a Work Plan with the Bankruptcy Court. The Work Plan detailed the scope of the Examiner's investigation, specifically identifying the following areas of investigation: (i) pre-petition transactions between Debtors and one or more of AFI, Cerberus Capital Partners, LLC, and/or Ally Bank; (ii) negotiations and approval of the AFI-ResCap Settlement Agreement or any other pre-petition settlement agreements entered by the Debtors; (iii) activities of Debtors' officers and directors concerning (a) the pre-petition transactions, (b) post-petition transactions, and (c) the investigation of claims against AFI; (iv) the Debtors' corporate relationship with AFI, Cerberus, and Ally Bank; and (v) the nature

---

<sup>69</sup> Judge Gonzalez retired as Chief Judge of the Bankruptcy Court for the Southern District of New York in March 2012 and currently is a professor of bankruptcy law at the New York University School of Law.

and value of all third party claims against Ally the Debtors then proposed to release under the Pre-Petition AFI-ResCap Settlement Agreement against AFI. On August 20, 2012, the Bankruptcy Court issued an order granting the Examiner broad powers to subpoena witnesses and documents, and to investigate each item set out above. [Docket No. 1223].

The Examiner and his financial and legal advisors conducted 42 interviews of the Debtors' current and former employees and directors, and more than 55 interviews of non-Debtor witnesses. Additionally, the Debtors produced over six million pages of material in response to the Examiner's requests for information, and the Examiner's advisors collected more than 3 million pages of documents from over 20 other parties. The Examiner also received multiple written submissions from the Debtors, AFI, the Creditors' Committee, and other major creditors regarding each subject of the Examiner's inquiry. Additionally, the Examiner met with interested parties on more than sixty occasions. The Examiner projected that preparation of the Examiner's report (the "Report")<sup>70</sup> would cost the Debtors' Estates more than \$80 million.

Upon agreeing to the terms of the Plan Support Agreement, the Debtors applied for an order temporarily sealing the Report, which they were advised was ready for filing on or about the date of the execution of the Plan Support Agreement. The Bankruptcy Court entered a supplemental sealing order [Docket No. 3739] further sealing the Report through and including the earlier of (x) July 3, 2013 or (y) the date that the Bankruptcy Court determined the Debtors' motion seeking authorization to enter into and perform under the Plan Support Agreement.

#### **10. Issuance of Examiner's Report**

On June 26, 2013, the Bankruptcy Court approved the Plan Support Agreement and unsealed the Report [Docket No. 3698], which spans nine volumes and over 2,200 pages.<sup>71</sup> The Report's scope is exceptionally broad and contains a number of findings and conclusions covering the course of conduct and material intercompany dealings involving ResCap, AFI, Ally Bank, and Cerberus within an approximate ten year period. As a general matter, the factual findings in the Report are inadmissible into evidence as hearsay—but the Examiner's findings and conclusions in the Report support the Plan.

The majority of the Examiner's findings and conclusions cover: (i) potential Causes of Action of the Estates; (ii) the negotiation and entry into the now-terminated Pre-Petition AFI-ResCap Settlement Agreement and Original RMBS Settlement Agreements, including the role of the ResCap Board in such negotiations; (iii) the proposed Third Party Release of AFI and its affiliates from all Causes of Action arising from or related in any way to the Debtors (as articulated in the Pre-Petition AFI-ResCap Settlement Agreement), including asserted (or assertable) third-party claims against AFI, Ally Securities, and Ally Bank; (iv) whether the

---

<sup>70</sup> The Report is publicly available and can be accessed at:  
<http://www.KCCllc.net/rescap/document/121202013051300000000009>.

<sup>71</sup> The Report is publicly available and can be accessed at:  
<http://www.KCCllc.net/rescap/document/121202013051300000000009>.

proposed debtor release and Third Party Release contemplated by the Pre-Petition AFI-ResCap Settlement Agreement were warranted; and (v) the financial condition of ResCap, RFC, and GMACM at various points in time. The following provides a very high level synopsis of some of these findings and conclusions; the summary below is in no respect intended to supplant or conflict with any portions of the Report.

**(a) Potential Causes of Action of the Estates**

After analyzing in great detail a host of potential claims for alter ego, veil piercing, fraudulent conveyance, preference, fraud, breach of contract, contribution, constructive trust, breach of fiduciary duty, substantive consolidation, equitable subordination, and debt recharacterization, the Report concludes that the Debtors' Estates could assert claims with varying likelihoods of success.

In particular, the Estates could assert claims seeking:

- Up to approximately \$1.31 billion in damages with respect to claims the Examiner believes are likely to prevail;
- Up to approximately \$1.78 billion in damages with respect to claims the Examiner believes, while a close question, are more likely than not to prevail;
- Up to approximately \$2.36 billion in damages with respect to claims the Examiner believes, while a close question, are more likely than not to fail; and
- Equitable subordination of AFI's claims (totaling approximately \$1.13 billion), with respect to which the Examiner concludes, while a close question, is more likely than not to fail. (Examiner's Report, I-29)

The Examiner found that the Debtors' Estates were unlikely to prevail on:

- Claims against AFI or its subsidiaries for veil piercing, alter ego, substantive consolidation, aiding and abetting breaches of fiduciary duty, fraudulent transfer in connection with Ally Bank transactions; fraudulent transfer regarding asset sales between the Debtors and AFI or its subsidiaries, and various other claims. (Examiner's Report, I-33).

**(b) Negotiation and Entry into Pre-Petition AFI-ResCap Settlement Agreement and Original RMBS Settlement Agreements**

Regarding the processes leading to the Original RMBS Settlement Agreements and related Plan Support Agreements, the Examiner concluded that, while a "close question," (i) the process underlying negotiation of the settlements was conducted at arm's length and (ii) that the

ResCap Board voted on an informed basis when approving the agreements.<sup>72</sup> The Examiner concluded that the “ResCap Board acted on a sufficiently informed basis, in good faith, and with an honest and reasonable belief that the settlement of major claims—perceived by the Board as facilitating the efficacy of ResCap’s imminent bankruptcy filing through eliminating an obstacle to sale of ResCap’s assets—was in the best interests of ResCap and its creditors.” (Examiner’s Report, VII.E-43). The Report also concludes that no viable claims for breach of fiduciary duty exist in connection with the ResCap Board’s approval of the Pre-Petition AFI-ResCap Settlement Agreement and Original RMBS Settlement Agreements. (Examiner’s Report, VII.E-42).<sup>73</sup>

**(c) Third-Party Claims against AFI Defendants**

Section VIII of the Report (i) summarizes the Debtors’ mortgage securitization business; (ii) analyzes the merits of identified Debtor-related third-party claims against AFI, Ally Bank, Ally Securities, and their respective directors and officers (the “AFI Defendants”); and (iii) analyzes the potential damages arising from those claims.

While most of the claims discussed in Section VIII depend on a threshold finding of primary liability against the Debtors, the Report does not analyze the merits of any underlying claims against the Debtors. Moreover, the Report does not, for the most part, describe or summarize the purported basis for relevant underlying claims against the Debtors. The Examiner did not present any findings regarding the anticipated range of actual damages of the Third-Party claimants. Rather, the Examiner accepted at face-value the damages numbers asserted by the Third-Party claimants (which the Debtors have consistently challenged).

The Report identifies and analyzes four categories of Potential Claims against the AFI Defendants: (i) RMBS-related claims against Debtors, AFI, Ally Bank, and Ally Securities; (ii) RMBS-related claims against Debtor, AFI, Ally Bank, and Ally Securities’ directors and officers; (iii) claims against the Debtors and the AFI Defendants that are not RMBS-related; and (iv) potential causes of action belonging to unsecured noteholders. Given the exhaustive analysis included in the Report on these potential claims, parties should refer directly to the Report for additional information on the Examiner’s findings.

**(d) Propriety of the Consideration for Releases Contained in Pre-Petition AFI-ResCap Settlement Agreement**

The Pre-Petition AFI-ResCap Settlement Agreement proposed to settle all of the Estate’s causes of action against and third-party claims against certain AFI released parties. AFI proposed a cash contribution of \$750 million (in addition to other non-cash contributions including the ability to continue to originate in bankruptcy and sell a going concern) in exchange for these releases. The Examiner concluded that in the context of the Pre-Petition AFI-ResCap Settlement Agreement, it is unlikely a court would have approved such a settlement.

---

<sup>72</sup> The Examiner explicitly did *not* opine on whether the \$8.7 billion unsecured claim proposed in the Original RMBS Settlement Agreements was within the range of reasonableness.

<sup>73</sup> Examiner’s Report, VII.E-43.

Nevertheless, the Examiner urged: “the best course for AFI to seek to achieve a Third Party Release is to negotiate a Plan that enjoys very broad creditor support,” (Examiner’s Report, I-44), which the Consenting Claimants have done through the Global Settlement

**(e) Conclusions Regarding the Debtors’ Financial Condition**

Using the balance sheet test for solvency, the Examiner concluded that ResCap was balance sheet solvent on May 4, 2005, the date that AFI announced the capitalization of ResCap, and was balance sheet insolvent from December 31, 2007 through the Petition Date. (Examiner’s Report, I-45). Using the “inadequate capital” test, the Examiner concluded that ResCap was adequately capitalized on May 4, 2005, and was left with unreasonably small capital from August 15, 2007 through the Petition Date.

\* \* \*

**The Debtors, Ally, and the Creditors’ Committee dispute a number of the findings and conclusions contained in the Report. Nevertheless, the Plan Proponents, Ally, and all Consenting Claimants believe the Report, as a whole, supports the Plan Support Agreement and confirmation of the Plan.**

**11. Appointment of a Chief Restructuring Officer**

Following the Asset Sales, in addition to administering and monetizing the remaining assets and winding down the Estates, the Debtors’ primary focus shifted to reaching and obtaining confirmation of a consensual plan. In furtherance of this goal, on February 11, 2013, the Debtors sought the appointment of Lewis Kruger to act as the Debtors’ chief restructuring officer (“CRO”). After consultation with the Creditors’ Committee regarding the appropriate scope of the CRO’s appointment, on March 5, 2013, the Bankruptcy Court appointed Mr. Kruger as CRO [Docket No. 3103].

Mr. Kruger, an independent business leader with significant restructuring experience, has been integral in addressing and seeking resolution of key disputes among the Debtors’ major stakeholders, in brokering a consensual settlement of the Estates’ and others’ claims against Ally, and in determining the appropriate allocation of Estate assets among the Debtors’ creditors throughout the negotiation and mediation process.

**12. Motions Seeking Standing to Pursue Claims Against Ally**

Committee Standing Motion. Following its investigation (as described above), the Creditors’ Committee believed it identified viable and valuable Claims and Causes of Action against Ally, and that it was best suited to prosecute and settle claims against AFI and certain of AFI’s non-debtor affiliates (the “AFI Defendants”) arising from those transactions. On April 11, 2013, the Creditors’ Committee filed a motion seeking entry of an order authorizing it to prosecute and settle veil-piercing, fraudulent transfer, indemnification, pre-petition preference, and equitable subordination claims on behalf of the Debtors’ Estates against the AFI Defendants [Docket No. 3412]. Prior to the filing of this motion, the Debtors consented to the Creditors’ Committee’s standing to investigate these claims after determining that the Creditors’ Committee

was best positioned to pursue the claims and causes of action against the AFI Defendants in light of the Pre-Petition AFI-ResCap Settlement Agreement. The motion was heard by the Bankruptcy Court on May 7, 2013, but the Bankruptcy Court reserved decision. The Creditors' Committee's motion is stayed during the term of the Plan Support Agreement.

*Wilmington Trust Standing Motion.* On April 19, 2013, Wilmington Trust, National Association, solely in its capacity as Indenture Trustee for the Senior Unsecured Notes ("Wilmington Trust") filed a motion (the "Wilmington Trust Standing Motion") seeking authority to prosecute claims and other causes of action on behalf of the ResCap Estate [Docket No. 3475]. In particular, Wilmington Trust sought permission to file a complaint to pursue certain Estate claims and claims that Wilmington Trust alleged were third party claims, including constructive and actual fraudulent transfers, in coordination with the Creditors' Committee's efforts to prosecute Estate claims. On May 6, 2013, the Debtors filed a limited objection to the Wilmington Trust Standing Motion [Docket No. 3598]. The Wilmington Trust Standing Motion has not yet been heard by the Bankruptcy Court.

As a result of the Plan Support Agreement, the Wilmington Trust Standing Motion and other motions seeking standing to pursue claims or Causes of Action against AFI or its affiliates on behalf of the Debtors' Estates are stayed during the term of the Plan Support Agreement, and will be rendered moot once the Plan is confirmed.

### **13. Appointment of a Mediator**

Recognizing the numerous, divergent interests held by the Debtors' key stakeholders, on December 6, 2012, the Debtors requested the appointment of a mediator to assist with the plan negotiations process [Docket No. 2357]. Such request was supported by the Creditors' Committee. On December 26, 2012, the Bankruptcy Court entered an order appointing the Honorable James M. Peck as Mediator in these Chapter 11 Cases to assist in plan negotiations, foster a dialogue with key stakeholders, and reach resolution on significant plan issues [Docket No. 2519]. Initially, the Mediator was appointed for a limited period ending February 28, 2013, but as a result of subsequent negotiations amongst parties involved in the mediation, the Bankruptcy Court further extended the term of the Mediator's appointment through October 31, 2013, or such earlier date as the Mediator declares that the mediation is at an impasse and should be terminated [Docket Nos. 2519, 3101, 3877] (collectively, the "Mediation Order").

The Mediator has offered constructive and independent guidance to the Mediation parties (as defined below) on the complex interdebtor and intercreditor issues that necessarily impact plan distributions. In particular, the focus of the mediation to date has been twofold: (1) to settle certain potential Estate and third party claims and causes of action identified against Ally in exchange for a contribution from Ally to the Debtors' Estates, in the form of the Debtor Release and the Third Party Releases, and (2) to address intercreditor issues related to the allocation of the Debtors' assets. Tremendous progress was made under the Mediator's guidance, ultimately culminating in the Plan Support Agreement.

#### **14. Mediation Process**

As discussed above, commencing shortly after the Mediator's appointment through the date of the filing of this Disclosure Statement, the Mediator attended numerous mediation sessions with the following parties, both on an individual basis and jointly with different combinations of representative parties: the Debtors, the Creditors' Committee (as well as its individual members), the Ad Hoc Group, Ally, FHFA, the Institutional Investors, Paulson, and certain of the Debtors' other key constituencies (collectively, the "Mediation Parties"). In an effort to facilitate these discussions and to guide the Mediation Parties in their negotiations, the Debtors and their advisors prepared and provided the Mediator and the Mediation Parties with comprehensive business and financial information, including multiple "waterfall" analyses that helped set forth hypothetical returns to creditors based on shifting recovery scenarios. In addition, certain parties provided to each other, as well as to the Mediator, presentations and draft pleadings outlining the strengths and weaknesses of their own, and other parties' claims. Subject to the Mediation Order, materials provided by any party as part of the mediation remain confidential in order to promote progress and protect commercially sensitive information. Ultimately, a global resolution was reached on a consensual plan and embodied in the Plan Support Agreement.

#### **15. The Termination of the Pre-Petition AFI-ResCap Settlement Agreement**

Following the Asset Sales, the Debtors engaged in numerous discussions with various parties in interest, including Lewis Kruger, the Debtors' CRO, the Mediator, and the Creditors' Committee, regarding the framework of the Plan and the Potential Claims. Because the Asset Sales successfully closed thus accomplishing the primary objective of the Pre-Petition AFI-ResCap Settlement Agreement, the Debtors, with the support of the Creditors' Committee, allowed the AFI-ResCap Settlement Agreement to expire by its terms. However, the Creditors' Committee determined that negotiations with Ally regarding the resolution of the Potential Claims should continue. As discussed below, after substantial investigation and examination of claims and causes of action against Ally by the Creditors' Committee and the Examiner, the negotiations among the Debtors, Ally, the Creditors' Committee and the Consenting Claimants culminated in the Ally Contribution and the Global Settlement embodied in the Plan.

#### **16. Adjournment of the RMBS Trial**

On June 11, 2012, the Debtors filed a motion pursuant to Federal Rule of Bankruptcy Procedure 9019 (the "9019 Motion") for approval of the Original RMBS Settlement Agreements, [see Docket Nos. 320, 1176 and 1887]. When it became clear that the sale of the Debtors' servicing assets would occur before the 9019 Motion would be heard by the Bankruptcy Court, the RMBS Trustees agreed in July 2012 (i) not to object to the assignment of PSAs free and clear of R&W Claims and (ii) to defer and cap the amount of their cure claims.

A hearing on the 9019 Motion was originally scheduled for November 2012, but was adjourned on several occasions and was most recently scheduled to begin on May 28, 2013. A number of parties, including the Creditors' Committee, Wilmington Trust, FGIC and MBIA, among others, filed objections to the 9019 Motion.

## 17. The RMBS Settlement Embodied in the Plan

The parties ultimately determined that it was in their collective best interests to avoid protracted and costly litigation with respect to the Original RMBS Settlement Agreements, and instead to resolve the RMBS Trusts' claims in the context of, and as provided by, the Plan Support Agreement. Following extensive discussions in connection with the overall Global Settlement, the parties agreed that the Plan should expand the scope of the Original RMBS Settlement Agreements to cover all RMBS Trusts holding RMBS Trust Claims.

Pursuant to the Plan, the RMBS Trust Claims shall be Allowed as non-subordinated Unsecured Claims in the amount of \$209,800,000 against the GMACM Debtors and \$7,091,200,000 against the RFC Debtors.<sup>74</sup> In exchange for these Allowed Claims, the RMBS Trusts shall be deemed to provide a full and complete discharge of the ResCap Debtors from any and all RMBS Trust Claims. On account of those Allowed Claims, the RMBS Claims Trust shall receive and hold, for the benefit of the RMBS Trusts, (i) the RMBS Trusts' Pro Rata Share of the GMACM Debtors Unit Distribution<sup>75</sup> (the "GMACM Pool") and (ii) the RMBS Trusts' Pro Rata Share of the RFC Debtors Unit Distribution<sup>76</sup> (the "RFC Pool"), net of the Allowed Fee Claim of 5.7%, which will be directly allocated to counsel for the Institutional Investors.<sup>77</sup>

Pursuant to the RMBS Trust Allocation Protocol, the Units initially distributed to the GMACM Pool and the RFC Pool will be re-allocated, based on the amount of the GMACM

---

<sup>74</sup> The RMBS Settlement also provides that 5.7% of the aggregate Allowed RMBS Trust Claims will be transferred to counsel for the Institutional Investors, by direct allocation under the Plan and without conveyance to the RMBS Trustees (the "Allowed Fee Claim"), who shall hold RMBS Trust Claims against the relevant entities for each respective Trust pursuant to the Plan and the RMBS Trust Allocation Protocol, which amounts shall reduce the total amount of Allowed RMBS Trust Claims. The Allowed Fee Claim shall be apportioned among counsel for the Steering Committee Consenting Claimants, on the one hand, and counsel for the Talcott Franklin Consenting Claimants, on the other, in conformity with the Original RMBS Settlement Agreements. The portion of the Allowed Fee Claim allocated to counsel for the Steering Committee Consenting Claimants shall be paid 4.75% to Gibbs & Bruns LLP and 0.95% to Ropes & Gray LLP. The portion of the Allowed Fee Claim allocated to counsel for the Talcott Franklin Consenting Claimants shall be paid 5.7% to be shared among Talcott Franklin P.C., Miller, Johnson, Snell & Cumiskey, P.L.C., and Carter Ledyard & Milburn LLP based on lodestar as calculated per agreement between co-counsel. Each share of the Allowed Fee Claim (and distributions thereon, including Trust Units) shall be documented in separate claims stipulations and shall be independently transferable. Amherst Advisory & Management, LLC, acting in its capacity as investment manager for holders of certain trust certificates issued by the RALI Series 2006-QO7 Trust, has previously argued and continues to assert that the Allowed Fee Claim should not be deducted from all RMBS investors' recoveries or, alternatively, advisor fees for all RMBS investors should be paid by the Estates.

<sup>75</sup> Annexed hereto as Exhibit 13 is the Calculation of Recoveries to the RMBS Trusts. All amounts set forth therein are estimated and subject to change. Based on Exhibits 4, 7, and 13 to this Disclosure Statement (which are subject to change), the Pro Rata Share would result in 2,564,600 Units being distributed into the GMACM Pool on Initial Unit Distribution Date.

<sup>76</sup> Based on Exhibits 4, 7, and 13 to this Disclosure Statement (which are subject to change), the Pro Rata Share would result in 25,812,769 Units being distributed into the RFC Pool on Initial Unit Distribution Date.

<sup>77</sup> Based on Exhibits 4, 7, and 13 to this Disclosure Statement (which are subject to change), 1,617,510 Units would be directly allocated to counsel for the Allowed Fee Claim.



Recognized Cure Claims,<sup>78</sup> the RFC Recognized Cure Claims,<sup>79</sup> the GMACM Recognized Original R+W Claims,<sup>80</sup> the RFC Recognized Original R+W Claims,<sup>81</sup> the GMACM Recognized Additional R+W Claims,<sup>82</sup> the RFC Recognized Additional R+W Claims,<sup>83</sup> the GMACM Recognized Servicing Claims<sup>84</sup> and the RFC Recognized Servicing Claims.<sup>85</sup> This re-allocation of Units settles (i) any disputed claims that RFC-sponsored RMBS Trusts have asserted or could assert against GMACM, (ii) disputes as to the proper allocation of Estate assets as between the GMACM Debtors and the RFC Debtors, and (iii) other potential disputes that the RMBS Trusts could have with respect to the terms of the Plan. Based on calculations prepared by Duff & Phelps, LLC (“Duff”) (taking into account the allocation of the Allowed Fee Claim), 2,949,494 Units (together with any cash distributions, if any, on such Units made prior to the reallocation of Units contemplated by this paragraph) shall be moved from the RFC Pool to the GMACM

---

<sup>78</sup> The GMACM Recognized Cure Claims are listed on Schedule 1-G to the Plan. The claims represent claims of the RMBS Trust listed on that schedule for damages arising out of or related to GMACM’s servicing of mortgage loans held by an RMBS Trust where the Servicing Agreement for that trust was assumed by GMACM.

<sup>79</sup> The RFC Recognized Cure Claims are listed on Schedule 1-R to the Plan. The claims represent claims of the RMBS Trust listed on that schedule for damages arising out of or related to RFC’s servicing of mortgage loans held by an RMBS Trust where the Servicing Agreement for that trust was assumed by RFC.

<sup>80</sup> The GMACM Recognized Original R+W Claims are listed on Schedule 2-G to the Plan. These claims represent claims of the RMBS Trusts listed on that schedule for damages arising out of or related to breaches of representations and warranties made by GMACM with respect to the mortgage loans contributed or sold to such RMBS Trust. Each of the RMBS Trusts listed on this Schedule is one of the Original Settling RMBS Trusts.

<sup>81</sup> The RFC Recognized Original R+W Claims are listed on Schedule 2-R to the Plan. These claims represent claims of the RMBS Trusts listed on that schedule for damages arising out of or related to breaches of representations and warranties made by RFC with respect to the mortgage loans contributed or sold to such RMBS Trust. Each of the RMBS Trusts listed on this Schedule is one of the Original Settling RMBS Trusts.

<sup>82</sup> The GMACM Recognized Additional R+W Claims are listed on Schedule 3-G to the Plan. These claims represent claims of the RMBS Trusts listed on that schedule for damages arising out of or related to breaches of representations and warranties made by GMACM with respect to the mortgage loans contributed or sold to such RMBS Trust. The RMBS Trusts listed on this Schedule were not one of the Original Settling RMBS Trusts.

<sup>83</sup> The RFC Recognized Additional R+W Claims are listed on Schedule 3-R to the Plan. These claims represent claims of the RMBS Trusts listed on that schedule for damages arising out of or related to breaches of representations and warranties made by RFC with respect to the mortgage loans contributed or sold to such RMBS Trust. The RMBS Trusts listed on this Schedule were not one of the Original Settling RMBS Trusts.

<sup>84</sup> The GMACM Recognized Servicing Claims are listed on Schedule 4-G to the Plan. The claims represent agreed claims of the RMBS Trust listed on that schedule for damages arising out of or related to GMACM’s servicing of mortgage loans held by an RMBS Trust where the Servicing Agreement for that trust was not assumed by GMACM.

<sup>85</sup> The RFC Recognized Unsecured Servicing Claims are listed on Schedule 4-R to the Plan. The claims represent agreed claims of the RMBS Trust listed on that schedule for damages arising out of or related to RFC’s servicing of mortgage loans held by an RMBS Trust where the Servicing Agreement for that trust was not assumed by RFC.

Pool.<sup>86</sup> After this re-allocation, the GMACM Pool will hold 5,367,912 Units and the RFC Pool will hold 21,391,947 Units.<sup>87</sup>

All distributions from the RMBS Claims Trust from the GMACM Pool to RMBS Trusts with Recognized Claims against GMACM will be based on the percentage that such RMBS Trust's GMACM Weighted Claim has to the total of all of the GMACM Weighted Claims. The GMACM Weighted Claim of each RMBS Trust will be determined as follows: if a trust has any of the following Recognized Claims (as shown on Schedules 1-G, 2-G, 3-G or 4-G), they will be valued as follows (i) a GMACM Recognized Cure Claim shall be valued at 100%, (ii) a GMACM Recognized Original R+W Claim, a GMACM Recognized Additional R+W Claims or a GMACM Recognized Servicing Claims, as applicable, will be valued at 16.7%,<sup>88</sup> and (iii) the values so calculated will be summed for each such RMBS Trust (the "GMACM Weighted Claim").<sup>89</sup>

All distributions from the RMBS Claims Trust from the RFC Pool to RMBS Trusts with Recognized Claims against RFC will be based on the percentage that such RMBS Trust's RFC Weighted Claim has to the total of all of the RFC Weighted Claims. The RFC Weighted Claim of each RMBS Trust will be determined as follows: if a trust has any of the following Recognized Claims (as shown on Schedules 1-R, 2-R, 3-R or 4-R), they will be valued as follows (i) a RFC Recognized Cure Claim shall be valued at 100%, (ii) a RFC Recognized Original R+W Claim, a RFC Recognized Additional R+W Claims or a RFC Recognized Unsecured Servicing Claim, as applicable, will be valued at 5.34%, and (iii) the values so calculated will be summed for each such RMBS Trust (the "RFC Weighted Claim").

An illustration of the calculation of the weighted claims of several trusts is contained on Exhibit 12 to this Disclosure Statement.

For each RMBS Trust having Recognized Claims against GMACM, Exhibit 12 to this Disclosure Statement shows (i) that RMBS Trust's GMACM Weighted Claim, (ii) the percentage that RMBS Trust's GMACM Weighted Claim has to the total of all of the GMACM Weighted Claims, and (iii) based on the estimated value of a Unit, the estimated cash distributions to such trust from the Units held by the RMBS Claims Trust.

---

<sup>86</sup> This number will be recalculated after the Unit Issuance Percentages are adjusted. See Article II.N. of this Disclosure Statement.

<sup>87</sup> These numbers may change after the Unit Issuance Percentages are adjusted. See Article II.N. of this Disclosure Statement.

<sup>88</sup> This number may change after the Unit Issuance Percentages are adjusted. See Art. II.N. of this Disclosure Statement.

<sup>89</sup> The "Weighted" claim accounts for the fact that some of the Servicing Agreement were assumed by the Debtors, giving rise to administrative priority status, and distributions to RMBS Trusts having such claims are weighted accordingly for purposes of distribution to each RMBS Trust.

For each RMBS Trust having Recognized Claims against RFC, Exhibit 12 to this Disclosure Statement shows (i) that RMBS Trust's RFC Weighted Claim, (ii) the percentage that RMBS Trust's RFC Weighted Claim has to the total of all of the RFC Weighted Claims, and (iii) based on the estimated value of a Unit (which is subject to change), the estimated cash distributions to such trust from the Units held by the RMBS Claims Trust.

All of the numbers in both Table G and Table R are subject to change, and each will be updated in the Plan Supplement.

Recognized RMBS Claims are any claims of RMBS Trusts that have timely filed Proofs of Claim, taking into account the impact of payments by monoline insurers, in the amounts determined by Duff. Duff's methodology for determining the Recognized Claims is annexed hereto as Exhibit 9. Duff's determination of each RMBS Trust's Recognized Claims is annexed to the Plan as the RMBS Trust Claims Schedules. A final version of the RMBS Trust Claims Schedules will be filed with the Plan Supplement.

In addition, each Insured RMBS Trust shall retain the ability to enforce its rights, in the Bankruptcy Court or otherwise, against any Monoline (other than FGIC) that does not, in the future, perform in accordance with an insurance policy for the benefit of that RMBS Trust. The Debtors also agreed to pay the RMBS Trustees in full on the Effective Date for their reasonable pre- and post-petition fees and expenses, subject to the procedures set forth in the *Supplemental Order Under Bankruptcy Code Section 105(a), 362, 502, 1107 (a), and 1108 and Bankruptcy Rules 9019 (I) Authorizing the Debtors to Continue Loss Mitigation Programs; (II) Approving Procedures for Compromise and Settlement of Certain Claims, Litigations and Causes of Action; (III) Granting Limited Stay Relief to Permit Foreclosure and Eviction Proceedings, Borrower Bankruptcy Cases, and Title Disputes to Proceed; and (IV) Authorizing and Directing the Debtors to Pay Securitization Trustee Fees and Expenses* [Docket No. 774].

## **18. Plan Support Agreement**

After months of intensive negotiations and a series of all-day mediation sessions led by the Mediator, on May 13, 2013, the Debtors, the Creditors' Committee, certain of the Debtors' creditors<sup>90</sup> and Ally entered into the Plan Support Agreement and plan term sheet (the "Original Plan Term Sheet"). The Plan Support Agreement and Original Plan Term Sheet outlined the main terms of the Plan and the resolution of many complex legal issues involving the Debtors' largest claimant constituencies. These documents were endorsed by a large number of the Debtors' largest claimant constituencies, outlining the main terms of the Plan and resolving many complex legal issues involving these parties signatory thereto. Following entry into an announcement of the Plan Support Agreement on May 13, 2013, the parties to the Plan Support Agreement engaged in further negotiations over the terms of a supplemental plan term sheet (the "Supplemental Plan Term Sheet" and together with the Original Plan Term Sheet, the "Term Sheets"), which addressed the Plan Compromises in substantial detail. As discussed above, the Term Sheets address, among other things: (1) Ally's contributions to the Estates, including the Ally Contribution, in exchange for, among other things, the Debtor Release and the Third Party

---

<sup>90</sup> As noted above, the Junior Secured Noteholders are not a party to the Plan Support Agreement.

Releases (each as defined in the Plan Support Agreement) in favor of Ally, (2) the allocation of proceeds available for distribution to Creditors based on a mediated compromise and settlement of disputed inter-creditor and intra-Debtor issues, and (3) the creation of various trusts designed to provide distributions to creditors and to administer the Estates following confirmation of the Plan. Absent agreement on these issues, the parties would be faced with significant and uncertain litigation prospects, particularly in light of the novel and fact-intensive issues at play. On June 26, 2013, the Bankruptcy Court entered an order authorizing the Debtors to enter into the Plan Support Agreement [Docket No. 4098].

The Plan Support Agreement also provides a number of relevant milestones (collectively, the “Milestones”) that must be satisfied, including:

- (a) Not later than August 19, 2013, the “FGIC Rehabilitation Court” will have approved the Plan Support Agreement (as it relates to FGIC) and the FGIC Settlement Agreement;
- (b) Not later than August 30, 2013, the Bankruptcy Court will have approved the Disclosure Statement; and
- (c) Not later than 30 days following entry of the Confirmation Order, but in no event later than December 15, 2013, the Plan will be effective.

Ally and the Creditors’ Committee may terminate their support of the Plan and the Plan Term Sheet if any Milestone is not satisfied. A Consenting Claimant may terminate its support of the Plan Support Agreement if certain Milestones are not satisfied. FGIC may terminate its support of the Plan and the Term Sheets if Milestone (a) is not satisfied. The Plan Support Agreement and the Term Sheets are discussed in further detail in Article IV.

## **19. Claims Process and Bar Date**

### **(a) Schedules and Statements of Financial Affairs**

On June 30, 2012, the Debtors filed their schedules of assets and liabilities, statements of financial affairs, and schedules of executory contracts and unexpired leases (the “Schedules”). On July 3, 2012, the Debtors filed amendments to their Schedules. On July 19, 2012, the Debtors filed the Statement of Financial Affairs 3A and 3B (“SOFA 3A and 3B”). On December 11, 2012, the Debtors filed amendments to SOFA 3A and 3B.

### **(b) Bar Date and Claims Reconciliation Process**

On August 29, 2012, the Bankruptcy Court entered an order establishing: (i) November 9, 2012 at 5:00 p.m. (Prevailing Eastern Time) as the deadline for creditors to file Proofs of Claim against the Debtors and prescribing the form and manner thereof; and (ii) November 30, 2012 at 5:00 p.m. (Prevailing Eastern Time) as the deadline for governmental units to file Proofs of Claim [Docket No. 1309] (the “Bar Date”). Due to events precipitated by Hurricane Sandy, the Bankruptcy Court approved an extension of the Bar Date to November 16, 2012 at 5:00 p.m. (Prevailing Eastern Time) [Docket No. 2093].

As of August 2013, approximately 6,870 Proofs of Claim in the aggregate amount of approximately \$99.7 billion had been filed against the Debtors in these Chapter 11 Cases. The Debtors and their advisors have been engaged in a diligent and comprehensive review and reconciliation of all claims. On March 21, 2013, the Bankruptcy Court entered an order approving certain omnibus claim objection procedures [Docket No. 3294] (the “Claims Procedures Order”). The Claims Procedures Order permits the Debtors, in consultation with the Creditors’ Committee through Committee Borrower Counsel, to: (i) object to filed claims on a collective basis on additional grounds not set forth in Bankruptcy Rule 3007(d); (ii) object to Borrower Claims subject to certain specified procedures; (iii) settle certain claims without further Bankruptcy Court approval; and (iv) amend the Debtors’ Schedules to resolve any discrepancies that may be discovered as part of the claims reconciliation process. Based on a thorough and ongoing examination of the Proofs of Claim and in accordance with the Claims Procedures Order, the Debtors and their advisors are in the process of determining which filed claims should be allowed, and which should be disallowed and expunged, reduced in amount, reclassified, or subordinated so as to avoid providing certain creditors with improper recoveries to the detriment of other creditors.

Since the entry of the Claims Procedures Order, the Debtors have filed twenty-eight (28) omnibus claims objections, including fourteen (14) omnibus objections addressing certain non-Borrower claims, asserting that such claims should be disallowed and expunged from the claims register on the basis that they were: (i) filed after the Bar Date and thus not timely filed; (ii) duplicates of other claims; (iii) amended and superseded by a claim subsequently filed by the same claimant on the same basis, or (iv) duplicative of bondholder Trustee claims. In addition, the Debtors filed fourteen (14) omnibus objections addressing certain Borrower Claims on the aforementioned bases, among other grounds (as described further below). On June 6, 2013, the Bankruptcy Court entered orders granting the relief requested in each of the first three omnibus claims objections, thereby expunging non-Borrower Claims in the approximate aggregate amount of \$225.1 million. On July 15, 2013, the Bankruptcy Court entered orders granting the relief requested in each of the fourth through ninth omnibus claims objections, thereby expunging non-Borrower and Borrower Claims in the approximate aggregate amount of \$18.4 billion, and making the total amount of expunged Claims as of the date of this Disclosure Statement approximately \$18.6 billion. The Debtors intend to continue filing omnibus claims objections, as well as objections to specific disputed claims, to create an identifiable claims pool with a more definite size limitation, which will assist them in ensuring that each Class of creditors receives its appropriate distribution from the Debtors’ Estates.

**(c) Composition of Filed Claims**

As part of their claims reconciliation process, the Debtors have determined that claims filed in these Chapter 11 Cases primarily fall into the following subject matter categories: (i) PLS Claims; (ii) breach of representation and warranty whole loan claims (excluding RMBS Trustees); (iii) monoline insurance claims; (iv) master servicer claims; (v) governmental agency claims; (vi) servicing claims; (vii) claims filed by current or former individual Borrowers; (viii) putative class action litigation claims; (ix) bondholder claims; (x) tax claims; (xi) trade claims; and (xii) employee benefit and indemnification claims.

Many claims filed against the Debtors are based on litigations related to the Debtors' businesses, and many of those parties bring claims against Ally or other non-Debtor affiliates based on veil piercing and aiding and abetting theories of liability. After conducting an exhaustive and expensive investigation, the Examiner concluded that such claims against Ally are unlikely to prevail.

The claims comprising Unsecured Claims primarily relate to Borrower Claims, claims related to pending putative class actions commenced on behalf of current or former Borrowers, trade claims, employment-related claims, contract based claims related to mortgage loan servicing, and claims alleging of breach of contract arising from the Debtors' mortgage business operations.

To date, approximately 3,000 Proofs of Claim totaling approximately \$14.2 billion in asserted aggregate liquidated amount have been filed against the Debtors by or on behalf of Borrowers or former Borrowers allegedly in connection with mortgage loans originated, acquired, securitized, or serviced by the Debtors. In general, the Borrower Claims consist of claims arising out of the Debtors' mortgage loan servicing activities and assert damages for alleged wrongful foreclosures, failure to approve or comply with loan modification obligations, improper assignment of deeds of trust, lender-placed insurance policies, violations of RESPA (defined below) and/or the Truth In Lending Act, and fraud. The Debtors currently are reviewing and analyzing the Borrower Proofs of Claim in consultation with Committee Borrower Counsel, and believe that a substantial number of the Borrower Proofs of Claim are subject to reduction or disallowance on, among others, the basis that they are overstated, invalid, or duplicative. The Debtors, the Creditors' Committee and Committee Borrower Counsel also analyzed all the Borrower class action Claims, some of which are discussed in greater detail in Article IV.A.19.(h), *supra*, contained herein. Based on that analysis, it is believed that a substantial portion of those claims will be significantly reduced.

Pursuant to the Claims Procedures Order, the Debtors are required to consult with Committee Borrower Counsel prior to filing an objection to a Borrower Claim on designated grounds, which grounds and Borrower claims procedures were mutually agreed upon by the Debtors, the Creditors' Committee, and the Committee Borrower Counsel. The Debtors also are required, under the terms of the Claims Procedures Order, in certain circumstances to contact Borrowers that filed a Proof of Claim with insufficient or no supporting documentation to request additional information prior to objecting to such claims. To determine which Borrowers were required to be contacted, the Debtors and Committee Borrower Counsel expended a substantial amount of time reviewing all the Proofs of Claim filed by Borrowers and through this process were able to develop a subset of the Borrower Claims where additional information was needed to assess the claim. To date, the Debtors have mailed approximately 1,800 letters to Borrowers requesting additional information with respect to their Proofs of Claim. The Debtors and Committee Borrower Counsel have reviewed and continue to review the Borrower responses to those letters in an effort to evaluate and reconcile all Borrower Claims.

In addition, to date the Debtors have filed fourteen (14) omnibus claim objections to Borrower Claims. The basis for these fourteen (14) omnibus Borrower Claims objections included, among others: (i) claims filed after the Bar Date and thus not timely filed; (ii) duplicate

claims filed by the same Borrower; (iii) amended and superseded claims filed by the same Borrower on the same basis; (iv) redundant and substantially identical claims to a previously filed Borrower Claim filed by the same Borrower; or (v) claims for which the Debtors have no liability. Under the Claims Procedures Order, the Debtors were not required to consult with the Creditors' Committee or Committee Borrower Counsel prior to filing certain of these omnibus claims objections, except for omnibus objections to claims for which the Debtors have no liability. On July 15, 2013, the Bankruptcy Court entered orders granting the relief sought in nine (9) of these omnibus claims objections. In connection with the claims reconciliation effort, the Debtors, in consultation with Committee Borrower Counsel when appropriate, will be filing additional omnibus objections to Borrower Claims, as well as individual objections to Borrower Claims.

**(d) Creditor/Borrower Hotline**

In an effort to assist Borrowers and other creditors through the bankruptcy process, Committee Borrower Counsel has operated a dedicated, toll-free hotline for Borrower inquiries (the "Borrower Hotline"). Inquiries to the Borrower Hotline have primarily focused on questions regarding procedures for filing proofs of claim, information regarding the sale of the Debtors' loan portfolios, the claims reconciliation process, omnibus objections to claims, Borrower-specific requirements of the Omnibus Claims Procedures, and the overall status of the Chapter 11 Cases. In addition, Committee Borrower Counsel assisted Borrowers in connection with specific loan inquiries by facilitating communication between the Borrower and the Debtors regarding specific loans. To date, Committee Borrower Counsel has responded to more than 1,000 phone inquiries from Borrowers.

**(e) Borrower Adversary Proceedings**

The Debtors, the Creditors' Committee, and Committee Borrower Counsel, have reviewed all pleadings filed by Borrowers against the Debtors. At the direction of the Bankruptcy Court, the Debtors, Committee Counsel, and/or Committee Borrower Counsel have attempted to contact those Borrowers via telephone and/or written correspondence to, among other things, reach a resolution of the claims being asserted against the Debtors. Additionally, in order to establish mechanisms for the efficient intake and review of the adversary proceedings commenced by current or former Borrowers under the Bankruptcy Rules (the "Borrower Adversary Proceedings"), on March 21, 2013, the Bankruptcy Court entered an order approving and implementing a supplement to the Case Management Order<sup>91</sup> establishing notice, case management, and administrative procedures to assist the Debtors in the management and administration of the Borrower Adversary Proceedings (the "Supplemental Procedures Order"). The terms of the Supplemental Procedures Order were the product of several discussions by and among the Debtors and the Creditors' Committee. Since the entry of the Supplemental Procedures Order, the Debtors and Committee Borrower Counsel have conducted several initial case conferences with Borrowers, and continue to conduct case conferences in an effort to

---

<sup>91</sup> On May 23, 2012, the Bankruptcy Court entered an order establishing certain notice, case management, and administrative procedures applicable to these Chapter 11 Cases [Docket No. 141] (the "Case Management Order").

resolve the Borrower Adversary Proceedings. These communications have resulted in the successful resolution, without the need for judicial intervention, of several Borrower Adversary Proceedings.

**(f) Mortgage-backed Securities Litigation**

The Debtors currently are defendants in numerous securities litigation cases relating to various PLS Trusts containing mortgage loans with an aggregate UPB of \$9.3 billion. The plaintiffs in all cases have alleged that the various defendant Debtors made misstatements and omissions in registration statements, prospectuses, prospectus supplements, and/or other documents related to RMBS offerings in connection with the mortgages held by the PSA Trusts. The alleged misstatements and omissions typically concern representations regarding the underwriting standards employed in the origination of the mortgage loans held by the PLS Trusts. The plaintiffs claim that such misstatements and omissions constitute violations of state and/or federal securities law and common law including negligent misrepresentation and fraud. The plaintiffs seek monetary damages and rescission. Set forth below are summaries of certain notable pending mortgage-backed securities litigations, which are for illustrative purposes only and are not intended to be inclusive of all litigation pending against the Debtors.

**(i) Tolled Claimants**

Certain Debtors and non-Debtor Affiliates, including AFI and Ally Securities have at various times entered into tolling agreements with parties who claim to have causes of action against the Debtors or non-Debtor Affiliates related to RMBS (the “Tolled Claimants”). Many of the Tolled Claimants filed proofs of claim in these Chapter 11 Cases. To the extent the statute of limitations had not run prior to the execution of any particular tolling agreement, the applicable Tolled Claimants would not be time-barred from commencing litigation against those Debtor and non-Debtor Affiliates with whom they have tolling agreements. The Ally Contribution is conditioned upon the receipt of releases from the Tolled Claimants for claims against any non-Debtor Affiliate subject to the tolling agreements. The Plan provides that any claims filed by the Tolled Claimants will be administered in the Private Securities Claims Trust.

**(ii) Notable Private-label Securities Litigation**

The Debtors are currently defendants in at least 14 private-label securities litigation cases relating to the packaging, marketing, offering, and sale of private label securities. The plaintiffs in these cases have alleged that the various defendant Debtors made misrepresentations in the offering materials, that the Debtors’ public filings and offering documents contained false statements and omissions of material facts, and that the Debtors’ alleged actions constituted violations of state and/or federal securities law. The plaintiffs assert claims for fraud, negligent misrepresentation, fraudulent inducement, aiding and abetting, and unjust enrichment and seek rescission, monetary damages, and costs.

Allstate Ins. Co., et al. v. GMACM, et al. On February 18, 2011, the Allstate Insurance Company and various of its subsidiaries and affiliates (collectively, “Allstate”) filed a complaint in Hennepin County District Court, Minnesota, against numerous defendants, including



Residential Funding Securities LLC n/k/a Ally Securities LLC (“Ally Securities”)<sup>92</sup> and Debtors GMACM, RFC, Residential Accredit Loans, Inc. (“RALI”), Residential Asset Mortgage Products, Inc. (“RAMP”), Residential Funding Mortgage Securities I, Inc. (“RFMSI”), Residential Funding Mortgage Securities II, Inc. (“RFMSII”), and Residential Asset Securities Corp. (“RASC”). GMACM and RFC are named as seller, sponsor and servicer defendants. Ally Securities is named as an affiliated underwriter defendant, with responsibility for underwriting and managing the securitizations’ sale, including screening mortgage loans for compliance with underwriting guidelines. RALI, RAMP, RASC, RFMSI, and RFMSII are named as depositor defendants. The complaint alleges that the defendants misrepresented in the offering materials the riskiness and credit quality of, and omitted material information related to, RMBS purchased by Allstate. The complaint asserts claims for fraud and negligent misrepresentation, fraudulent inducement and violations of the Minnesota Consumer Fraud Act against all defendants and seeks money damages and costs, including attorneys’ fees. Discovery is proceeding against the non-Debtor defendants in this action. The Plan contemplates resolution of Allstate’s Claims through the Private Securities Claims Trust established under the Plan.

Federal Home Loan Bank of Boston. On April 20, 2011, the Federal Home Loan Bank of Boston (“FHLB of Boston”) filed a complaint in Superior Court of the Commonwealth of Massachusetts, Suffolk County, naming numerous defendants including non-Debtors AFI and GMAC Mortgage Group LLC and Debtors RFC and RALI. The complaint alleges that the defendants collectively packaged, marketed, offered, and sold private label MBS, and FHLB of Boston purchased such securities in reliance upon misstatements and omissions of material facts in the offering documents. The complaint seeks rescission and damages for negligent misrepresentation and violations of the Massachusetts Uniform Securities Act, among other claims. On May 23, 2011, the case was removed to federal court in the United States District Court for the District of Massachusetts. Plaintiff’s motion to remand was denied on March 9, 2012. On June 29, 2012, the FHLB of Boston filed an amended complaint, which expressly acknowledged the automatic stay in the Debtors’ Chapter 11 Cases. On October 11, 2012, all defendants except the Debtors moved to dismiss the Amended Complaint and those motions are pending. Motions to dismiss were argued on July 17, 2013 and are currently under submission and awaiting ruling. The Plan contemplates resolution of FHLB of Boston’s Claims through the Private Securities Claims Trust established under the Plan.

Federal Home Loan Bank of Chicago. On October 15, 2010, the Federal Home Loan Bank of Chicago (“FHLB of Chicago”) filed a Complaint for Rescission and Damages in the Circuit Court for Cook County, Illinois, naming as defendants, among others, Debtors RFC, RAMP, RASC, and RFMSI, as well as non-Debtor affiliates Ally Securities, GMAC Mortgage Group LLC, and AFI, and asserting claims under the Illinois Securities Law and for common law negligence (the complaint was subsequently amended to add claims against certain defendants under the North Carolina and New Jersey securities statutes). This action was removed to federal court on November 23, 2010 and, on January 18, 2011, the action was remanded to the Circuit Court for Cook County. The Debtors, their affiliates, and others moved to dismiss the Amended Complaint on May 27, 2011. On September 19, 2012, the court denied defendants’

---

<sup>92</sup> Underwriter Ally Securities was formerly owned by the Debtors. In 2009, the Debtors sold Ally Securities to AFI.

motions to dismiss in their entirety. Written discovery as to all parties except Debtors RFC, RAMP, RASC, and RFMSI is currently in its early stages and is ongoing. The Plan contemplates resolution of FHLB of Chicago's Claims through the Private Securities Claims Trust established under the Plan.

Federal Home Loan Bank of Indianapolis. On October 15, 2010, the Federal Home Loan Bank of Indianapolis ("FHLB of Indianapolis") filed a complaint in Indiana in the Marion County Superior Court naming as defendants, among others, Debtor RMFSI and non-debtor affiliates Ally Securities and GMAC Mortgage Group LLC, and asserting claims under the Indiana Uniform Securities Act, Sections 11, 12 and 15 of the Securities Act of 1933, and for common law negligence (only the negligence claim was asserted against Debtor RFMSI). On November 24, 2010, the FHLB of Indianapolis action was removed to federal court and, on May 25, 2011, the action was remanded to the Marion County Superior Court. On July 14, 2011, FHLB of Indianapolis filed an amended complaint. Debtor RFMSI, its affiliates, and others moved to dismiss the amended complaint on September 14, 2011. On May 24, 2012, while motions to dismiss were pending, the state court entered an order staying the entire proceeding due to RFMSI's bankruptcy filing. On July 3, 2012, the state court granted FHLB of Indianapolis' motion to dismiss the claims against RFMSI without prejudice. On the same date, the court issued a memorandum opinion and order denying defendants' motions to dismiss as to all but FHLB of Indianapolis' federal securities claims, which the court concluded were time-barred. Written discovery is currently underway against the non-Debtor defendants. The Plan contemplates resolution of FHLB of Indianapolis's Claims through the Private Securities Claims Trust established under the Plan.

Massachusetts Mutual Life Ins. Co. v. Residential Funding Co., LLC, et al. On February 9, 2011, the Massachusetts Mutual Life Insurance Company ("MassMutual") filed a complaint in the United States District Court for the District of Massachusetts against Ally Securities and Debtors RFC, RALI, RAMP and RASC, and seven former directors and officers of Debtor entities. The complaint alleges that the defendants' public filings and offering documents associated with RMBS MassMutual purchased contained false statements and omissions of material facts and that the directors and officers were involved in the day-to-day affairs of the primary violators and had control over the securitizations at issue, as evidenced by their signatures on the registration statements. MassMutual asserts claims for violations of the Massachusetts Uniform Securities Act and seeks unspecified compensatory and statutory damages. On February 14, 2012, all Debtor entities were dismissed from this action, but Ally Securities remains in the action as a defendant. Discovery is proceeding against the non-Debtor defendants in this action. The Plan contemplates resolution of MassMutual's Claims through the Private Securities Claims Trust established under the Plan.

National Credit Union Administration Board (the "NCUAB") Litigation. On August 9, 2011, the NCUAB filed a complaint as liquidating agent of U.S. Central Federal Credit Union ("U.S. Central") and Western Corporate Federal Credit Union ("WesCorp"), in the United States District Court for the Central District of California, against Goldman, Sachs & Co. as underwriter and seller, and Fremont Mortgage Securities Corp., GS Mortgage Securities Corp., Long Beach Securities Corp., and RALI, as issuers, with respect to certain RMBS purchased by U.S. Central and WesCorp. Previously, on June 20, 2011, the NCUAB filed a complaint as

liquidating agent of U.S. Central against numerous defendants, including RFMSII, in the United States District Court for the District of Kansas. The complaints assert claims under Sections 11 and 12 of the Securities Act of 1933 and state securities laws and allege that the offering documents associated with the underlying transactions contained untrue statements and omissions of material facts. These complaints seek costs and rescission, rescissory damages, or money damages. The defendants moved to dismiss both complaints. In the Kansas action, motions to dismiss were, in general, denied. The case is being coordinated with five other NCUAB actions and is currently stayed, subject to certain exceptions, pending the Tenth Circuit's resolution of an interlocutory appeal concerning issues involving the statute of limitations applicable to NCUAB's federal Securities Act claims. In the California action, motions to dismiss the original complaint were granted in part and denied in part. NCUAB filed a first amended complaint on October 29, 2012 and defendants (excluding RALI) moved to dismiss on December 13, 2012. Following several rounds of briefing and oral argument, motions to dismiss the amended complaint were for the most part denied, except as to certain securitizations not related to the Debtors. Discovery will likely commence following a Rule 26 conference on August 22, 2013.

The NCUAB has filed Proofs of Claim asserting certain of the claims asserted in the district court litigations. On June 20, 2013, the Debtors filed an objection seeking to disallow and expunge NCUAB's Proofs of Claim on the following grounds: (i) the NCUAB Claims are untimely; (ii) the NCUAB cannot allege, let alone prove, any material misstatement in the offering materials; and (iii) the underlying losses were caused by a market-wide collapse, not by any misstatement by the Debtors. The NCUAB Claims are not included in the Private Securities Claims Trust. To the extent the NCUAB's Claims are Allowed, such Claims will be treated as General Unsecured Claims.

In addition to the actions filed against the Debtors and the related Proofs of Claim, NCUAB also informed the Debtors that it believes it has claims against AFI and Ally Securities that are timely based on equitable tolling and constructive notice arguments. The Claims that NCUAB purports to have against AFI and Ally Securities include, among others, Claims based on the same allegations as in its Proofs of Claim. The Debtors believe the NCUAB's purported claims against AFI and Ally Securities are time barred and otherwise without merit.

New Jersey Carpenters Health Fund v. Residential Capital, LLC. On September 22, 2008, New Jersey Carpenters Health Fund, New Jersey Carpenters Vacation Fund, and Boilermaker Blacksmith National Pension Trust, on behalf of themselves and a putative class (collectively, "NJ Carpenters Class Members") filed a complaint in New York Supreme Court, New York County. On October 14, 2008, the case was removed to the District Court. On May 18, 2009, NJ Carpenters Class Members filed a Consolidated First Amended Securities Class Action Complaint against Ally Securities and numerous Debtor defendants including ResCap, RFC and RALI, and eight directors and officers of Debtor entities. The First Amended Complaint alleges that the plaintiffs and the class purchased RMBS issued between March 28, 2006, and October 9, 2007, and asserts that the offering documents associated with these transactions contained misrepresentations and omitted material information in violation of Sections 11, 12, and 15 of the Securities Act of 1933. The complaint seeks unspecified compensatory damages, rescission or a rescissory measure of damages, and attorneys' fees and

costs, among other relief. On July 30, 2010, several additional pension funds moved to intervene. On August 16, 2010, NJ Carpenters Class Members moved for class certification and to be named class representative. On December 22, 2010, the District Court granted the motion to intervene, and NJ Carpenters Class Members then filed a second amended complaint adding in the intervenor claims. On January 18, 2011, the court denied NJ Carpenters Class Members' motion for class certification. The Second Circuit granted leave to appeal, but ultimately affirmed the District Court's denial of class certification on April 30, 2012. On remand, NJ Carpenters Class Members renewed their motion for class certification, which was granted on October 15, 2012. The non-Debtor defendants' petition for leave to appeal this ruling was denied by the Second Circuit and factual discovery has commenced. On April 30, 2013, the District Court issued an opinion reinstating previously dismissed claims as to an additional 37 offerings. The NJ Carpenters Class Members have sought class certification with respect to 19 of these additional offerings. Discovery has been proceeding as to the non-debtor defendants and the court has entered a scheduling order placing this matter on the District Court's January 2015 trial calendar. Based on recent Second Circuit law, the non-Debtor defendants recently moved for reconsideration of the denial of their motions to dismiss the intervenors' claims.

Subject to approval of the District Court, the Plan contemplates resolution of the NJ Carpenters Claims against the NJ Carpenters Released Parties and related proofs of claim filed by the named plaintiffs in the Chapter 11 Cases. This NJ Carpenters Settlement, which is subject to District Court approval, reduces burdensome and costly discovery, including detailed loan-level discovery of up to 59 separate securitizations. In addition, the settlement avoids continued litigation and motion practice regarding class certification and the adequacy of class representation in mortgaged backed securities litigation. Based on the few publicly-available comparable settlements, the Debtors believe that the terms of the proposed settlement are reasonable and beneficial to the Debtors' Estates. On June 28, 2013, the District Court preliminarily approved the proposed settlement.

### **(iii) Notable Securities Litigations Against Non-Debtor Affiliates**

Federal Housing Finance Agency Litigation. On September 2, 2011, the FHFA, as conservator for Freddie Mac, filed a complaint naming numerous defendants, including AFI, Ally Securities, GMAC Mortgage Group, LLC and against Debtors ResCap, GMAC-RFC, RFC, RAMP, RASC, and RALI, in New York County Supreme Court. The complaint alleges that Freddie Mac purchased over \$6.0 billion of RMBS issued in connection with twenty-one securitizations sponsored and/or underwritten by the defendants. It further alleges that the registration statements, prospectuses, and other offering materials associated with these transactions contained false and misleading statements and omissions of material facts. Based on these allegations, the complaint brings claims for violation of the Securities Act of 1933, the Virginia Securities Act, and control-person claims. The complaint also asserts claims for fraud and aiding and abetting fraud, and seeks rescission and recovery of the consideration Freddie Mac paid for the securities, as well as other compensatory and punitive damages. AFI and ResCap removed this case to the United States District Court for the Southern District of New York. The case was coordinated with 15 other cases brought by FHFA against other issuers, underwriters, and affiliated parties. The first of the 15 cases to proceed through summary judgment briefing was the one filed by FHFA against UBS. On May 4, 2012 the District Court

denied in large part the UBS defendants' motion to dismiss. On June 13, 2012 FHFA filed an amended complaint withdrawing the claims against the Debtors. All of the cases have survived motions to dismiss in large part, and on April 5, 2013, the Second Circuit considered an interlocutory appeal of the District Court's order on the UBS motion to dismiss and affirmed the District Court's denial thereof. Following this decision, AFI, Ally Securities, GMAC Mortgage Group, LLC and certain third parties remain pending with factual discovery in progress. Several of the cases, including the case against UBS, have settled. The trial in the first of the remaining coordinated cases is scheduled for mid-2014, and the trial in the case proceeding against AFI and its affiliates is currently scheduled to begin in early 2015. Under scheduling orders in the consolidated action, the trial against AFI may be accelerated if other consolidated cases scheduled to be heard earlier are settled.

On November 30, 2012, FHFA timely filed proofs of claim against certain of the Debtors (Claim Nos. 6296, 6297, 6298, 6299, 6300, and 6301) (the "FHFA Claims"). FHFA has asserted that the FHFA Claims are entitled to be treated as priority claims under the Housing and Economic Recovery Act of 2008 ("HERA"), as codified in 12 U.S.C. §§ 4617(b)(15).

The Plan Proponents believe that, at best, HERA may provide the FHFA with a first priority right to avoidance of certain transfers made with the intent to hinder, delay, or defraud FHFA or Freddie Mac. The Plan Proponents have conducted an intensive investigation of potential fraudulent conveyance claims and are not aware of any intentional fraudulent conveyance claims that may be covered by HERA that are being settled pursuant to the Global Settlement. Moreover, the Plan Proponents are not aware of any avoidable transfers that were intended to defraud the FHFA or Freddie Mac. Accordingly, the Plan Proponents have not modified any provisions in the Plan relating to the impact of HERA on creditor recoveries or the ability of the FHFA to bring such actions.

Notwithstanding anything herein to the contrary, nothing herein shall have any impact on the validity or classification of the FHFA Claims, and all rights of FHFA are fully preserved in that regard. Moreover, notwithstanding anything herein to the contrary, nothing herein or in the Plan shall have any impact on the right of FHFA to assert that the FHFA Claims are entitled to be treated as priority claims based on the rights, powers, and privileges of the FHFA, in its statutory capacity as the Conservator of Freddie Mac under HERA, and all rights of FHFA are fully preserved in that regard. In addition, FHFA asserts that nothing herein or in the Plan or the order confirming the Plan can affect, limit, enjoin or otherwise prejudice FHFA's rights, powers, and privileges under HERA as conservator of Freddie Mac and all rights of FHFA are fully preserved in that regard. Moreover, the Plan Proponents reserve all of their respective rights and defenses with respect to the FHFA's assertions regarding HERA.

The Plan provides that the Third Party Releases will not apply to any claims held by the FHFA against Ally Bank. The Plan further provides that the FHFA will not receive any recovery from the Private Securities Claims Trust established under the Plan, and the FHFA will retain all securities claims against AFI and its affiliates.

**(iv) Resolution of Private Securities Claims in Plan Support Agreement**

As discussed further in Article V, the Debtors and the holders of Private Securities Claims agreed to resolve billions of dollars in claims against the Debtors and non-Debtor affiliates arising from their structuring, sponsoring, underwriting, and sale of RMBS in the Plan Support Agreement. Pursuant to the Plan Support Agreement, the Private Securities Claims will be transferred into the Private Securities Claims Trust and will recover, in the aggregate, \$235.0 million, subject to the adjustments, in full and complete satisfaction of their claims against the Debtors, and in full resolution of the Debtors' claims that the Private Securities Claims should be subordinated to the Debtors' general unsecured creditors' claims pursuant to Section 510 of the Bankruptcy Code.

**(g) Private-label Monoline Bond Insurer Litigation**

The Debtors are currently defendants in fourteen (14) cases in which monoline insurance companies, which provided financial guaranty insurance for certain tranches of the RMBS issued by the Debtors' PLS Trusts, have alleged that certain of the Debtors breached their contractual representations and warranties relating to the characteristics of the mortgage loans contained in certain RMBS offerings insured by the applicable insurer. The Monoline insurers further allege that the defendant Debtors failed to follow certain remedy procedures set forth in the contracts and improperly serviced the mortgage loans. The Monoline insurers allege both breach of contract and fraud. Set forth below are summaries of certain notable pending private-label monoline bond insurer litigations, which are included for illustrative purposes only and are not intended to be inclusive of all litigation pending against the Debtors.

**(i) MBIA Litigations**

MBIA brought two cases against Debtors RFC and GMACM in New York State Supreme Court for New York County: MBIA Insurance Corporation v. RFC, filed December 4, 2008,<sup>93</sup> and MBIA Insurance Corporation v. GMACM, filed April 1, 2010. The complaints allege that the defendants: (i) breached their contractual representations and warranties relating to the characteristics of mortgage loans contained in certain insured RMBS offerings; (ii) failed to follow the repurchase specific remedy procedures set forth in the contracts; (iii) improperly serviced the mortgage loans; and (iv) committed fraud. The RFC complaint also included negligent misrepresentation, breach of the duty of good faith and fair dealing, equitable and implied indemnification and unjust enrichment counts which have been dismissed. The GMACM complaint also included negligent misrepresentation and breach of the duty of good faith and fair dealing counts which have been dismissed. The RFC case involves five securitizations MBIA insured in 2006 and 2007. The GMACM case involves three securitizations MBIA insured between 2004 and 2007. MBIA seeks, among other remedies, repurchase of certain loans, monetary damages for past and future payments MBIA has made payments on current and future claims under the relevant insurance policies, indemnification for

---

<sup>93</sup> MBIA first filed a complaint against RFC in the District Court on October 15, 2008. On December 4, 2008, MBIA voluntarily dismissed that case and filed the state court complaint against RFC.

attorneys' fees and costs, and punitive damages. Fact discovery was substantially complete in the RFC case on the Petition Date and expert discovery was underway. The GMACM case was in the middle of fact discovery on the Petition Date. Both cases were stayed by the filing of the Debtors' Chapter 11 Cases. MBIA also filed a complaint on September 17, 2012 in the Fourth Judicial District Court for the State of Minnesota naming as defendants AFI, IB Finance, Ally Bank, Ally Securities, and GMAC Mortgage Group. The complaint asserts claims for aiding and abetting fraud (and breach of contract as to Ally Bank) relating to seven of the eight securitizations at issue in the previously filed lawsuits against debtors RFC and GMACM. MBIA did not include in this complaint claims with respect to a 2004 securitization sponsored by GMACM at issue included in the GMACM suit. The case was removed to the United States District Court for the District of Minnesota. Briefing on the defendants' motion to dismiss has not yet been completed, but oral argument has not yet been held on this motion. The scheduled oral argument on the motion to dismiss has been cancelled based on the entry into the PSA.

MBIA is a Consenting Claimant and the Plan seeks to resolve the MBIA litigation through the allowance, priority, and allocation of the Allowed Claims held by MBIA. (See, *supra* Article II).

#### **(ii) FGIC Litigations**

Beginning on November 29, 2011, and prior to the Petition Date, FGIC initiated a total of twelve (12) civil suits asserting a variety of claims against ResCap, GMACM, and/or RFC in connection with twenty (20) of the FGIC Insured Trusts. Summaries of these lawsuits are below. The FGIC Settlement Agreement, if approved by the Bankruptcy Court and the FGIC Rehabilitation Court, will resolve all of the claims asserted in these lawsuits in exchange for FGIC receiving allowed claims in the Debtors' Chapter 11 Cases, as explained in greater detail above.

Financial Guaranty Insurance Company v. Ally Financial, Inc., Residential Capital, LLC, and Residential Funding Co., LLC ("FGIC v. AFI"). On December 12, 2011, FGIC filed a complaint against AFI and Debtors ResCap and RFC in the New York County Supreme Court for New York County. The complaint alleges that: (i) the defendants breached their contractual representations and warranties relating to the characteristics of the mortgage loans contained in certain insured RMBS offerings and fraudulently induced FGIC to enter into these contracts; (ii) the defendants breached their contractual obligations to permit access to loan files and certain books and records; (iii) ResCap and RFC are alter egos of AFI, and that AFI is therefore liable for the actions of its subsidiaries; and (iv) AFI aided and abetted ResCap and RFC's fraudulent inducement of the insurance contracts. FGIC filed three additional complaints with substantially similar allegations in New York County Supreme Court on December 27, 2011 with respect to different securitizations, and each of these four complaints was removed to federal court on January 13, 2012. FGIC filed two substantially similar complaints in the Southern District of New York on March 5 and 13, 2012 regarding additional securitizations. In each of the six FGIC v. AFI actions, FGIC seeks, among other relief, reimbursement of all sums it paid under the various policies and an award of legal, rescissory, equitable, and punitive damages. No answers or dispositive motions have been filed in these cases, and they were stayed as to the non-

Debtor defendants through April 30, 2013. The district court subsequently stayed these actions indefinitely based on FGIC's entry into the PSA.

Financial Guaranty Insurance Company v. Ally Financial, Inc., Residential Capital, LLC, Ally Bank, and GMACM. On January 31, 2012, FGIC filed a complaint against AFI, Ally Bank, and Debtors ResCap and GMACM in the District Court. The complaint alleges that the defendants improperly transferred a large volume of mortgage loans after the closing of the relevant transaction in violation of the contractual provisions which permitted the addition of loans in these securitizations after the closing. FGIC further alleges that the defendants breached their contractual obligations to permit access to loan files and certain books and records. With regard to AFI, FGIC alleges that ResCap and GMACM are alter egos of AFI, and that AFI is therefore liable for the actions of its subsidiaries. FGIC also alleges that Ally Bank breached its obligations as custodian of the underlying mortgage notes. FGIC filed two additional lawsuits against AFI, ResCap, GMACM, and Ally Bank on March 6 and 12, 2012 regarding additional securitizations, which tracked the allegations brought on January 31, 2012, with regards to AFI's alter ego liability and Ally Bank's custodial breach, but did not include allegations of improper transfer, and also alleged that defendants (i) breached their contractual representations and warranties relating to the characteristics of the mortgage loans contained in certain insured RMBS offerings, (ii) fraudulently induced FGIC to enter into these contracts and (iii) that AFI and Ally Bank aided and abetted ResCap and GMACM's fraudulent inducement. On March 30, 2012, FGIC amended a complaint—originally brought in the New York Supreme Court on November 29, 2011, and subsequently removed to the Southern District of New York—in a fourth action against ResCap, GMACM and Ally Bank to add AFI and to include improper subsequent transfer and alter ego allegations substantially similar to those alleged in the January 31, 2012 action, as well as allegations of breach of representations and warranties, fraudulent inducement, and aiding and abetting fraud substantially similar to those alleged in the March 6 and 12 actions. In each of these four actions, FGIC seeks, among other relief, reimbursement of all sums it paid under the various policies and an award of legal, rescissory, equitable, and punitive damages. No answers or dispositive motions have been made in these cases, and they were stayed as to the non-Debtor defendants through April 30, 2013.

Financial Guaranty Insurance Company v. Residential Funding Co., LLC, and Residential Capital, LLC. On November 29, 2011, FGIC filed two complaints against Debtors ResCap and RFC in New York County Supreme Court for New York County. These complaints allege that RFC breached its contractual representations and warranties relating to the characteristics of the mortgage loans contained in certain insured RMBS offerings. FGIC further alleges that RFC breached its contractual obligations to permit access to loan files and certain books and records. FGIC alleges that ResCap tortiously interfered with FGIC's contract with RFC. Both actions against RFC were removed to the District Court on December 30, 2011. FGIC voluntarily dismissed the claims against ResCap in both actions against RFC on March 27, 2012, and no answers or dispositive motions have been filed by RFC prior to the Petition Date.

### **(iii) Assured Guaranty Municipal Corp. Litigations**

Assured Guaranty Municipal Corp., f/k/a Financial Security Assurance Inc., v. GMACM, et. al. On May 11, 2012, Assured Guaranty Municipal Corp. filed a complaint against Ally



Bank, AFI, GMACM, RAMP, RFC, ResCap, and RFMSII in the Southern District of New York. The complaint alleges that GMACM, RAMP, RFC, ResCap, and RFMSII breached their contractual representations and warranties relating to the characteristics of the mortgage loans contained in certain insured RMBS offerings. The complaint also alleges that GMACM, RFC, and ResCap breached their contractual obligations as servicers. The complaint also alleges that Ally Bank and ResCap breached their obligations as document custodians. Finally, the complaint alleges that AFI shares all liability alleged because of its alleged direction and control of the other parties' actions. The complaint seeks compensatory, consequential, and rescissory damages, reimbursement, and indemnification. In light of the bankruptcy proceedings, the case was stayed as to all parties through September 30, 2013. Currently, no answer or dispositive motions have been filed in this matter.

**(h) Borrower Class Actions and Other Loan Servicing Related Litigations**

The Debtors are currently defendants in several cases in which Borrower Claimants or putative classes of Borrower Claimants, allege violations of, among other things, the Real Estate Settlement Procedures Act ("RESPA"), the Truth in Lending Act ("TILA"), as amended by the Home Ownership and Equity Protection Act ("HOEPA"); and/or the Racketeer Influenced and Corrupt Organizations Act ("RICO") by the Debtors. Set forth below are summaries of certain pending Borrower and other class action litigations, which are included for illustrative purposes only and are not intended to be inclusive of all mortgage loan-related litigation pending against the Debtors.

**(i) Notable Borrower and Other Class Actions**

Kessler Litigation. Several putative class actions filed between 2001-2003, all alleging that originators Community Bank of Northern Virginia and Guaranty National Bank of Tallahassee charged certain fees in violation of state and federal law, were consolidated in the U.S. District Court for the Western District of Pennsylvania. On September 22, 2010, the Third Circuit Court of Appeals vacated an order approving the then most recent settlement and remanded the case to the trial court for further proceedings. On October 10, 2011, plaintiffs filed a joint consolidated amended class action complaint against, among others, RFC alleging violations of RESPA; TILA, HOEPA, and RICO. Prior to the Petition Date, RFC filed a motion to dismiss the complaint. The action as against RFC was stayed upon the filing of the Petition. On June 27, 2013, the district court granted in part and denied in part the motions to dismiss of certain of the non-debtor defendants in the consolidated action.

Representatives of the putative class filed proofs of claim in the Chapter 11 Cases purportedly on behalf of the class, and on November 2, 2012, filed a motion with the Bankruptcy Court for authority to certify the class pursuant to Bankruptcy Rule 7023. In connection with the mediation and as provided for in the Plan Support Agreement, the Plan Proponents, over a period of several weeks, participated in extensive, good faith and arm's length negotiations with representatives of the Kessler Class Claimants in an effort to resolve the class Proofs of Claim and the underlying litigation against RFC. Those efforts proved to be successful, and the Debtors and representatives of the named plaintiffs entered into the Kessler Settlement Agreement providing for, among other things, the treatment of the Kessler Class Claimants'

Proofs of Claim as a Borrower Claim, and the certification of the putative class for settlement purposes.

The Bankruptcy Court will conduct a preliminary hearing on the motion on August 21, 2013, after which the Debtors anticipate providing a Bankruptcy Court approved notice of the Kessler Settlement Agreement to the Kessler Settlement Class and seeking final approval from the Bankruptcy Court contemporaneously with confirmation of the Plan.

Moore v. GMACM, et al. On December 20, 2006, a putative class action complaint was filed in United States District Court for the Northern District of California against defendants GMAC LLC (now AFI) and Cap Re. After several named plaintiffs were dismissed from the action, the parties stipulated that the case would be transferred to the United States District Court for the Eastern District of Pennsylvania, where it is currently pending. The plaintiffs have amended their claims several times, most recently in the third amended complaint, filed November 26, 2010. That complaint, filed on behalf of plaintiffs Donna Moore, Frenchola Holden, and Keith McMillon, alleges that defendants GMACM, GMAC Bank (now known as Ally Bank) and Cap Re engaged in captive reinsurance arrangements that violated RESPA, 12 U.S.C. § 2607. The third amended complaint seeks certification of a nationwide class, declaratory relief, statutory damages, and attorneys' fees and costs.

On July 10, 2012, GMACM filed a notice of bankruptcy, informing the court that GMACM and certain of its affiliates had filed petitions for relief under Chapter 11 of the Bankruptcy Code and the resulting imposition of the automatic stay under Section 362 of the Bankruptcy Code, enjoining the continued prosecution of the action against it. Currently, the litigation remains stayed in its entirety, including plaintiffs' motion for class certification, although it could potentially resume against defendants Cap Re and Ally Bank at any time. In that event, Cap Re and/or Ally Bank could seek an additional stay in light of pending bankruptcy issues. GMACM, Cap Re, Ally and the plaintiffs have, during the course of the litigation, engaged in formal mediation. The parties are currently engaged in negotiations, but to date, the parties have not reached a resolution of the matter. The class plaintiffs in the Moore litigation have filed Proofs Claim in the Chapter 11 Cases purportedly on behalf of the putative class.

## **(ii) Other Borrower Class Actions**

In addition to the *Moore* and *Kessler* putative class actions, the Debtors are also named defendants in approximately twelve (12) other putative class actions commenced prior to the Petition Date, which were filed on behalf of current or former Borrowers in state and federal courts throughout the country (all of which have been stayed as a result of the filing of these Chapter 11 Cases). The Borrower-plaintiffs seek monetary damages from the Debtors, which are premised on broad-based allegations that pertain generally to: (i) improper lending and disclosure practices; (ii) force-placing of hazard or flood insurance on individual Borrowers; (iii) improperly charging closing or refinancing fees to Borrowers; and (iv) wrongfully foreclosing on Borrowers' homes and subsequently disposing of the Borrowers' real property. With the exception of two related cases in which a class was certified for settlement purposes before the Petition Date, none of these putative classes were certified as a class pursuant to Rule 23 of the Federal Rules of Civil Procedure before the Petition Date or have been certified by this Court

subsequent to the Petition Date. Notwithstanding, certain of the named plaintiffs in these actions have filed proofs of claims against the Debtors purporting to represent and speak for the putative class without previously obtaining authority from any court of competent jurisdiction to do so.

The Debtors contend that they have meritorious defenses on both procedural and substantive grounds to each of these putative class actions and, prior to the Petition Date, the Debtors were vigorously defending each such action other than those literally filed on the eve of the Petition Date. Nonetheless, based on: (i) the volume of the class actions; (ii) the damages asserted therein which exceed several billions of dollars in the aggregate; (iii) the anticipated costs of litigating these matters in connection with the claims resolution process; (iv) the uncertainty inherent in any litigation; and (v) the Debtors' objective of providing fair treatment to Borrowers under the Plan, the Debtors are presently engaged in settlement discussions with lead counsel for substantially all of these class actions in an effort to reach a consensual resolution of the underlying claims. To the extent the Debtors are unable to settle any putative class action on acceptable terms for which a proof of claim has been asserted, the Debtors expect they will promptly file claim objections with the Bankruptcy Court and pursue all appropriate procedural and substantive objections to these claims. To the extent the Debtors pursue such objections, the class action plaintiffs will have "Disputed" Claims and will not be entitled to receive any distributions from the Borrower Claims Trust until such time that the Claim is deemed "Allowed."

### **(iii) Notable Borrower Litigations Against Non-Debtor Affiliates**

Included among the litigation commenced by the Debtors' current and former Borrowers against the Debtors are actions naming non-Debtor affiliates AFI, Ally Bank, and GMAC Mortgage Group as co-defendants. Among other bases, these actions assert claims against AFI, Ally Bank, and GMAC Mortgage Group under theories of alter ego, veil-piercing, dominion and control, and agency. As of the Petition Date, AFI and Ally Bank collectively were named as co-defendants in approximately forty-five (45) pending actions—including several putative class actions—commenced by current and former Borrowers. Several of the class actions have either been stayed as against all of the named defendants by the presiding courts pending the disposition of the Chapter 11 Cases, or are otherwise being held in abeyance. Ally has denied and continues to deny any breach, fault, liability or wrongdoing regarding claims alleged against Ally.

AFI and/or Ally Bank are named as co-defendants with a particular Debtor entity in five putative Borrower class actions pending in Ohio, Georgia, Alabama and South Carolina; however, the named plaintiffs in these actions have not filed proofs of claim in the Chapter 11 Cases on behalf of the punitive class.

Also included among the putative Borrower class actions naming AFI and/or Ally Bank are Moore *et al.* v. GMAC, LLC, Cap Re of Vermont, Inc., Case No. 06-cv-07817 (JCS) (N.D. Cal. Dec. 20, 2006); Rothstein v. Ally Financial, Inc. *et al.*, Case No. 12-cv3412 (AJN) (U.S. D. Ct. S.D.N.Y.) (the "Rothstein Action"). None of these class actions have been certified. The named plaintiffs in each of these class actions have filed proofs of claim on behalf of the putative

class; however, none of these parties have obtained authority to do so from any court of competent jurisdiction.

The Rothstein Action was commenced by the filing of a complaint on April 30, 2012, naming only GMACM, Balboa Insurance Company (“Balboa”), a Balboa affiliate, and several unnamed “John Does” as defendants. The original complaint was amended twice; by the first amended class action complaint filed in the Rothstein Action, the plaintiffs dropped GMACM as a defendant and named Ally Bank and AFI as co-defendants, along with additional Balboa entities. A second amended class action complaint was filed in the Rothstein Action on January 22, 2013.

In the Rothstein Action, the plaintiffs assert causes of action against AFI and Ally Bank under, among other bases, alter ego and dominion and control theories. The Rothstein Action is a nationwide class action arising out of allegations concerning hazard insurance allegedly placed by GMACM in its capacity as a servicer after March 6, 2003. Among other things, the plaintiffs allege that the mortgagors were overcharged for such services as a consequence of an undisclosed “kick-back scheme” between GMACM and Balboa. The amended complaint alleges violations of both RICO and RESPA, among other counts. As framed by the complaint filed in the Rothstein Action, the Debtors’ preliminary estimates suggest that if ultimately certified, the certified class would be extremely large. Although, GMACM was dropped from the amended complaint filed in the Rothstein Action, the plaintiffs in the Rothstein Action have filed proofs of claim on behalf of the putative class in the Chapter 11 Cases.

AFI and Ally Bank have filed a motion in the Bankruptcy Court to enjoin the prosecution of the Rothstein Action on the basis that the alter ego and related claims alleged against AFI and Ally Bank constitute the property of the Debtors’ Estates, and as such, only the Debtors are authorized to bring such claims. [Docket No. 2511]. The Debtors joined in this motion, and the Rothstein plaintiffs are opposing the motion. As of the date hereof, this motion has not been heard by the Bankruptcy Court. The Rothstein plaintiffs and AFI have agreed to stay further litigation against AFI and Ally Bank in the action pending the disposition of this motion. The Balboa defendants have moved in the District Court to dismiss the action as against Balboa. Balboa’s motion to dismiss has been fully briefed before the District Court and remains pending as of the date hereof.

The Debtors have meritorious defenses on both standing and substantive grounds to each of the class actions and other Borrower related litigation to which their non-Debtor affiliates are named as parties. The Debtors understand that AFI, Ally Bank, and GMAC Mortgage Group likewise have meritorious defenses to these actions. Nonetheless, in combination, the class actions and other Borrower-related litigation allege damages in excess of several hundred million dollars. If any non-Debtor affiliate of AFI were to be found liable in any of these actions, such liability would give rise to claims for contribution and indemnity against the Debtors both on legal and contractual bases. Similarly, the AFI non-debtor affiliates have incurred and should these actions continue against such parties, will continue to incur professional fees and expenses associated with their defense of such actions for which they could seek indemnification from the Debtors. These expenses could easily exceed several millions of dollars, particularly in the event

one or more of such actions survive motions to dismiss and then proceed with the class certification phases.

To properly defend each of the actions, AFI, Ally Bank, and GMAC Mortgage Group will require extensive access to the Debtors' books and records, current and former personnel, and the Debtors' external counsel. Moreover, many of those records now reside with Ocwen. Supporting AFI and Ally Bank in these efforts would require considerable expense and effort on the part of the Debtors' Estates.

## **20. Litigation against the Junior Secured Noteholders**

The Junior Secured Noteholders collectively assert secured Claims in the amount of \$2.223 billion, including principal and accrued pre-petition interest. The Debtors and the Creditors' Committee believe that the Junior Secured Noteholders are significantly undersecured because the value of the collateral securing the Junior Secured Notes is approximately \$1.69 billion (subject to adjustment based on expense allocation). The Ad Hoc Group has publicly contended that the Junior Secured Noteholders are oversecured and thus entitled to principal and pre-petition interest, as well as accrued post-petition interest at the default contractual rate of 10.625%. In response, the Debtors and the Creditors' Committee have separately commenced adversary proceedings seeking judicial determinations as to a number of issues bearing on the size of the Junior Secured Noteholders' Claims and the extent and validity of the liens securing the Junior Secured Notes. On June 21, 2013, the Bankruptcy Court entered an order consolidating the adversary proceedings. [Case No. 13-01277, Docket No. 41]. The issues in the JSN Adversary Proceeding have been bifurcated into two parts: (i) Phase I issues, which relate to the Junior Secured Noteholders' recoveries, including the value of the collateral securing the Junior Secured Notes, and are scheduled to be tried in October 2013, and (ii) Phase II issues, which relate to the Plan Support Agreement and the global settlements reached therein and will be adjudicated at the Confirmation Hearing, and, if necessary, in further subsequent proceedings scheduled by the Court. The Junior Secured Noteholders are not a party to the Plan Support Agreement and, as a result, the JSN Adversary Proceeding are not stayed.

The Plan currently provides that the Junior Secured Noteholders will receive payment for the full amount of their pre-petition claims, including both principal and pre-petition accrued interest. However, the Plan (i) does not resolve the issue of whether the Junior Secured Noteholders' pre-petition claim for the principal balance includes approximately \$377 million in original issue discount that had not been amortized as of the Petition Date, and (ii) reserves on the issue of whether the Junior Secured Noteholders are entitled to post-petition interest and other charges. As noted above, it is anticipated that these issues will be litigated prior to the Confirmation Hearing. If the Bankruptcy Court determines in Phase I of the JSN Adversary Proceeding or as otherwise determined by the Bankruptcy Court at the Confirmation Hearing that the Junior Secured Noteholders are oversecured creditors, then the Junior Secured Noteholders could be entitled to up to approximately \$330 million in post-petition interest (calculated as of November 2013). The Plan contains a mechanism to allow for such payments, by adjusting certain other Creditor recoveries accordingly.

In June and July 2013, with Bankruptcy Court approval, the Debtors (i) partially satisfied the outstanding secured claims of the Junior Secured Noteholders in the amounts of \$800 million and \$300 million, (ii) paid the outstanding secured claims of AFI under the AFI LOC in the amount of \$380 million, plus accrued and unpaid interest and (iii) paid the outstanding secured claims of AFI under the AFI Senior Secured Credit Facility in the amount of \$747 million, plus accrued and unpaid interest on [Docket Nos. 3967, 4404]. The Debtors decided to fully pay down AFI, and partially pay down the Junior Secured Noteholders, in accordance with the Plan Support Agreement. The Plan Support Agreement provides that the Creditors' Committee and the Consenting Claimants will support a partial paydown of the Junior Secured Notes as long as the Debtors first repay the AFI Senior Secured Credit Facility, subject to a reservation of rights to permit the Debtors to seek to recharacterize or subordinate the AFI claims relating to the AFI LOC or the AFI Senior Secured Credit Facility in the event that the Plan Support Agreement is terminated or the Plan is not approved. The parties believe that the repayment of each of the AFI LOC, the AFI Senior Secured Credit Facility, and the Junior Secured Notes will benefit the Debtors' Estates by eliminating the interest expense associated with the AFI LOC and the AFI Senior Secured Credit Facility, which the Debtor had been paying on a current basis, thereby enhancing distributions to unsecured creditors, as well as reducing the potential interest expenses for the Junior Secured Notes. In the event that the Bankruptcy Court determines the Junior Secured Noteholders are oversecured creditors, the partial repayment of the Junior Secured Noteholders alleviates the accrual of post-petition interest on such Claims. Accordingly, the Debtors do not believe that the payments will in any way prejudice unsecured Creditor recoveries.

**(a) Creditors' Committee's Motion for Standing to Prosecute Claims  
Against the Junior Secured Noteholders**

Pursuant to the AFI/JSN Cash Collateral Order, shortly after its appointment, the Creditors' Committee undertook an investigation of the validity and enforceability of the claims and liens of the Junior Secured Noteholders. On September 24, 2012, after identifying potential challenges to the claims and liens of the Junior Secured Noteholders, on September 24, 2012, the Creditors' Committee filed a motion seeking authorization to prosecute and settle certain claims on behalf of the Debtors' Estates against U.S. Bank, as indenture trustee for the Junior Secured Notes (as succeeded by UMB Bank, N.A., the "Junior Secured Notes Indenture Trustee"), and Wells Fargo Bank, N.A., as collateral agent for the Junior Secured Notes (the "JSN Collateral Agent"). [Docket No. 1546].

The Creditors' Committee believed it was best positioned to prosecute and settle the claims because the Debtors had (i) entered into numerous stipulations in the AFI/JSN Cash Collateral Order regarding the validity, enforceability, and perfection of the Claims and Liens of the Junior Secured Notes Indenture Trustee, the JSN Collateral Agent, and the Junior Secured Noteholders (collectively, the "Junior Secured Parties"), and (ii) agreed to waive all such claims against the Junior Secured Parties. These stipulations and waivers would have become binding on all parties in interest unless objected to by the Creditors' Committee by September 24, 2012. Prior to that deadline, the Creditors' Committee conducted an extensive investigation into the Claims and Liens of the Junior Secured Parties, and the Debtors consented to the Creditors' Committee's derivative standing to investigate the Claims and initiate an adversary proceeding

against the Junior Secured Parties. The Creditors' Committee preserved its objection rights by filing a motion for standing to prosecute and settle the claims before the deadline.

On December 26, 2012, the Bankruptcy Court entered an order granting the Creditors' Committee's motion for standing to prosecute and settle certain claims on behalf of the Debtors' Estates against the Junior Secured Parties (the "Committee JSN Standing Order"). The Committee JSN Standing Order required that the Creditors' Committee to file an adversary complaint by February 28, 2013, and authorized the Creditors' Committee to enter into any settlements with the Junior Secured Parties in consultation with the Debtors. [Docket No. 2518].

**(b) Adversary Proceeding: JSN Adversary Proceeding for  
*Official Committee of Unsecured Creditors v. UMB Bank, N.A., et al.  
and Residential Capital, et al. v. UMB Bank, N.A., et al.***

Pursuant to the Committee JSN Standing Order, on February 28, 2013, the Creditors' Committee filed a complaint commencing an adversary proceeding against the Junior Secured Notes Indenture Trustee and the JSN Collateral Agent for declaratory judgment, avoidance of Liens, and disallowance of Claims. [Docket No. 3069]. The complaint seeks: (i) a declaratory judgment that certain property of the Debtors is not subject to Liens or security interests asserted by the JSN Collateral Agent for the benefit of the Junior Secured Notes Indenture Trustee and the Junior Secured Noteholders; (ii) a declaratory judgment that certain Liens or security interests asserted by the Junior Secured Parties on property of the Debtors are unperfected; (iii) an order avoiding the Junior Secured Parties' unperfected Liens on or security interests in certain property under Sections 544, 550, and 551 of the Bankruptcy Code; (iv) an order avoiding certain Liens or security interests asserted by the Junior Secured Parties on at least \$350 million of assets as preferential transfers under Sections 547, 550, and 551 of the Bankruptcy Code; (v) an order recharacterizing post-petition payments to the Junior Secured Parties' professionals as payments of principal; (vi) an order clarifying the priority of the Junior Secured Parties' Liens; (vii) an order disallowing the Junior Secured Parties' Claims pending final resolution of the Claims in the complaint; and (viii) an order disallowing the Junior Secured Parties' Claims to the extent such Claims include unmaturing interest arising as a result of an original issue discount at the time the Junior Secured Notes were issued. [Adv. Pro. 13-01277, Docket No. 1].

Subsequently, on May 3, 2013, the Debtors filed a complaint against the Junior Secured Parties to determine the extent of certain liens securing the Junior Secured Notes [Docket No. 3592]. On June 19, 2013, the Debtors amended their complaint [Adv. Pro. Docket No. 8]. The Debtors' amended complaint seeks declaratory judgments that: (i) the Junior Secured Noteholders' Lien on general intangibles does not extend to any portion of the proceeds of, or value attributed to, the Debtors' sale of assets to Ocwen or Walter; (ii) the Junior Secured Noteholders are not entitled to an adequate protection replacement Lien in an amount equal to all or any portion of the Junior Secured Noteholders' Cash Collateral that the Debtors have used during the Chapter 11 Cases because there has been no diminution in the value of the Junior Secured Noteholders' collateral during the pendency of the Chapter 11 Cases; (iii) the Junior Secured Noteholders are not entitled to a Lien on the assets that secure the AFI LOC or any other assets that have been released from the Junior Secured Noteholders' collateral; (iv) the Junior Secured Noteholders are not entitled to a Lien on any proceeds from avoidance actions

prosecuted on behalf of the Debtors' Estates; and (v) the Junior Secured Noteholders are not oversecured at any individual Debtor entity, and as a result are not entitled to post-petition interest either at the contractual rate or the contractual default rate. [Adv. Pro. 13-01343, Docket No. 1].

The Junior Secured Parties have filed motions to dismiss various counts in each of the Debtors' and the Creditors' Committee's complaints. In addition, the Junior Secured Noteholders set forth thirty-five (35) counterclaims to the Debtors' complaint, which relate to all aspects of these Chapter 11 Cases. [Adv. Pro. 13-01343, Docket No. 29]. In particular the Junior Secured Noteholders seek declarations concerning: (i) the ownership and value of collateral, (ii) the Intercompany Balances and the value of those claims, (iii) the allocation of the Ally Contribution among the Debtors' Estates and among each potential Cause of Action underlying the Debtor Release and the Third Party Releases, (iv) the allocation of the purchase prices of the Asset Sales, (v) the collateral released prepetition in connection with one of the Debtors' secured financings, (vi) the Junior Secured Noteholders' alleged entitlement to adequate protection liens, (vii) the Junior Secured Noteholders' alleged entitlement to post-petition interest, fees, and expenses, including accrual of interest at the contractual default rate pursuant to the Junior Secured Notes Indenture, and (viii) the treatment of certain Unsecured Claims resolved by the Global Settlement that the Junior Secured Noteholders' allege should be subordinated to other Creditors under Section 510 of the Bankruptcy Code, each of which the Junior Secured Noteholders' allege impacts their entitlement to post-petition interest, fees, and expenses.

The Junior Secured Parties have filed motions to dismiss certain counts in each of the Debtors' and the Creditors' Committee's complaints [Adv. Pro. 13-01277, Docket Nos. 21, 52; Adv. Pro. 13-01343, Docket No. 21], and the Debtors and the Creditors' Committee have filed a motion to dismiss certain of the Junior Secured Parties' counterclaims. [Adv. Pro. 13-01277, Docket No. 53; Adv. Pro. 13-01343, Docket No. 22]. The Bankruptcy Court held a hearing on the Junior Secured Parties' motion to dismiss parts of the Creditors' Committee's complaint on July 26, 2013, and issued on August 13, 2013 a memorandum opinion, granting in part and denying in part, the motion. Responses to each of the remaining motions to dismiss were filed on July 30, 2013 [Adv. Pro. 13-01277, Docket Nos. 63, 64; Adv. Pro. 13-01343, Docket Nos. 30, 31], and replies are due on August 13, 2013. The hearing on the remaining motions to dismiss is scheduled for August 28, 2013.

**(c) Junior Secured Noteholders' Motion Requesting that the Debtors and Creditors' Committee Remain Neutral With Regard To Intercompany Claims**

On July 18, 2013, the Ad Hoc Group filed a motion for entry of an order directing Morrison & Foerster, the Creditors' Committee, Kramer Levin, and the Debtors' management, including Mr. Kruger, to remain neutral in any dispute regarding putative claims by and between any Debtors and disqualifying these parties to the extent necessary to effectuate the foregoing [Docket No. 4289] (the "Disqualification Motion"). The Disqualification Motion was premised on the Ad Hoc Group's belief that one law firm cannot provide legal advice to the individuals responsible for decision making on behalf of all of the Debtors, who in reliance on that advice



will take corporate actions on behalf of each Debtor, including with respect to putative intercompany claims as to which the Debtors are allegedly in direct conflict.

The Debtors, the Creditors' Committee, and Ally each filed objections to the Disqualification Motion [Docket Nos. 4368, 4372, 4369, respectively]. The Creditors' Committee's objection was joined by certain consenting creditors [Docket No. 4371]. The objections argued that the Disqualification Motion was inappropriate and should be denied based on (i) the significant disclosures made by the Debtors regarding the Intercompany Balances and their complexity, (ii) the process under which the Debtors sought and received approval from the Bankruptcy Court to prosecute the Plan containing the settlement of the Intercompany Balances, (iii) the complete unity of interests among the Debtors' estates in settling the Intercompany Balances as opposed to litigating them, (iv) the oversight of Mr. Kruger, a fiduciary of each Debtor, and (v) the impractical consequence of granting the relief.

At the hearing on the Disqualification Motion held on July 30, 2013, the Bankruptcy Court denied the Disqualification Motion for the reasons set forth on the record. The Bankruptcy Court ruled, among other things, that it is standard practice to allow one law firm to represent multiple debtors even when intercompany claims exist.

**(d) Mediation with the Junior Secured Noteholders**

On July 26, 2013, the Bankruptcy Court entered an *Order in Aid of Mediation and Settlement* [Docket No. 4379] to facilitate the participation of the principals from the Junior Secured Noteholders in mediation. On July 30, 2013, the Debtors, the Creditors' Committee, certain of the Consenting Claimants, certain of the Junior Secured Noteholders, and the Mediator held their first mediation session in an effort to consensually resolve the issues relating to whether the Junior Secured Parties are entitled to post-petition interest. The parties intend to continue mediating these issues while contemporaneously proceeding with the litigation described above.

**(e) Treatment of Junior Secured Noteholders' Claims under Plan**

No principals for the Junior Secured Noteholders participated in Mediation, which resulted in the Plan Support Agreement, or in any Plan negotiation sessions, and ultimately did not enter into the Plan Support Agreement. Notwithstanding the Plan provides that the Junior Secured Noteholders will receive payment in full on account of their Allowed Claims, with such amount to be determined pursuant to pending adversary proceedings challenging the extent and validity of the Junior Secured Noteholders' claims and security interests. To the extent the Bankruptcy Court ultimately determines that the Junior Secured Noteholders are oversecured and entitled to post-petition interest, the Allowed amount of such post-petition interest shall be paid in accordance with the requirements under the Bankruptcy Code, which may include at the Plan Proponents' election the payment of post-petition interest over time at a rate consistent with law or as may be otherwise determined by the Bankruptcy Court to be necessary in order to satisfy section 1129(b) of the Bankruptcy Code.

**(f) Disputes with the Junior Secured Noteholders**

The Plan Proponents assert that the Junior Secured Noteholders are undersecured for a variety of reasons. The Junior Secured Noteholders assert there are compelling arguments that their Claims are substantially oversecured. The Plan Proponents and Junior Secured Noteholders are currently engaged in litigation with respect to such issues, which will be decided by the Bankruptcy Court as part of the Consolidated Proceedings and/or the Confirmation Hearing. It is the position of the Junior Secured Noteholders that the Plan Proponents will need to prevail on *all* of the issues currently being litigated for the Junior Secured Noteholders' claims to be undersecured, whereas the Junior Secured Noteholders could prevail either partially or fully on issues in dispute to be fully secured and, thus, entitled to payment in full of their post-petition interest. The Plan Proponents dispute this position and believe there is a broad range of outcomes that could result from the litigation depending on how the Bankruptcy Court rules; ranging from the Junior Secured Noteholders being significantly undersecured and the principal amount of their Claim being reduced on account of alleged OID to being fully oversecured. As set forth on the charts on pages 9-15, the outcome of these disputes could have a significant impact on the recoveries of nearly all Creditors under the Plan.

The position of the Plan Proponents is that the valuation for the Junior Secured Noteholders' collateral is estimated at \$1.69 billion. Based on this valuation, the Plan Proponents assert the Junior Secured Noteholders have to succeed in litigation seeking liens on an additional \$532 million in collateral for the Junior Secured Noteholders to be entitled to at least some post-petition interest; and \$874 million for the Junior Secured Noteholders to be entitled to full payment of interest accrued at the default rate. In addition, in the JSN Adversary Proceeding, the Creditors' Committee has alleged that the principal amount of the Junior Secured Noteholders' Claim should be reduced by \$377 million on account of OID generated upon the issuance of the Junior Secured Notes. If the Creditors' Committee is successful in this challenge and are correct that the Junior Secured Noteholders are undersecured, the amount payable to the Junior Secured Noteholders would be reduced to \$1.846 billion. Moreover, even if the Junior Secured Noteholders are successful in arguing that they are fully oversecured, if the Junior Secured Notes are reduced on account of OID, the Plan Proponents believe that the maximum amount of interest that the Junior Secured Noteholders could be entitled to is approximately \$137 million (at the non-default rate).

The position of the Junior Secured Noteholders is that they are substantially oversecured. First, the Junior Secured Noteholders allege that their baseline collateral is approximately \$1.85 billion because the Plan Proponents' estimate includes approximately \$160 million of value attributable to the future use of Cash Collateral that Junior Secured Noteholders contend has not yet been authorized. Thus, the Junior Secured Noteholders allege that the baseline collateral deficiency is only about \$375 million. Second, the Junior Secured Noteholders assert that the Plan Proponents' position that the JSN collateral is worth \$1.69 billion is subject to significant litigation risk because the Junior Secured Noteholders take the position that most issues in dispute are not binary. For instance, the Junior Secured Noteholders allege that the Bankruptcy Court might not agree with either side with respect to each of the issues in dispute and could conclude that the Junior Secured Noteholders are entitled to *some* adequate protection, *some* going-concern value, *some* portion of the Ally Contribution, and *some* value from the Intercompany Balances. To the extent the Bankruptcy Court were to conclude the Junior

Secured Noteholders are entitled to some value on each of these, the Junior Secured Noteholders argue they will likely be oversecured.

The Junior Secured Noteholders assert the following as key points in contention between the Plan Proponents and the Junior Secured Noteholders:

- **Allocation of Ally Contribution**: The Junior Secured Noteholders dispute the Plan Proponents' position that no portion of the Ally Contribution is subject to the Junior Secured Noteholders' liens and believe that some or all of the causes of action settled were collateral of the Junior Secured Notes such that they are entitled to some or all of the Ally Contribution as the proceeds of their collateral.
- **Enforcement of Intercompany Balances**: The Junior Secured Noteholders dispute the waiver of the Intercompany Balances in connection with the Global Settlement. The Junior Secured Noteholders also dispute the Plan Proponents' position that the Junior Secured Noteholders are entitled to no adequate protection for the value of the Intercompany Balances waived under the Plan.
- **Allocation of Ocwen/Walter Asset Sale Proceeds**: The Junior Secured Noteholders dispute the Plan Proponents' position that no portion of the Ocwen/Walter Asset Sale Proceeds are allocable to the "platform" or going-concern value, which value the Junior Secured Noteholders assert is subject to the Junior Secured Noteholders' liens.
- **Adequate Protection Liens**: The Junior Secured Noteholders dispute the Plan Proponents' position that they do not have to provide any adequate protection to the Junior Secured Noteholders for their use of \$665 million in Cash Collateral through April 30, 2013.
- **Adequate Protection Liens/506(c) Surcharge**: The Junior Secured Noteholders dispute the Plan Proponents' position that they can use an additional \$180 million in Cash Collateral subsequent to April 30, 2013 (approximately \$21 million of which was spent between April 30 and the termination of the use of Cash Collateral).

The Junior Secured Noteholders also have taken certain positions with respect to the Examiner's Report. The Junior Secured Noteholders' position and Ally's response are detailed in Exhibit 10 annexed hereto.

## **21. Other Pending Adversary Proceedings**

### **(a) *Residential Capital, LLC et al. v. Allstate Ins. Co. et al.***

On November 27, 2012, Allstate Insurance Company (and affiliated entities), AIG Asset Management (U.S.), LLC (and affiliated entities), Massachusetts Mutual Life Insurance Company, Prudential Insurance Company of America (and affiliated entities) (collectively with the NCUAB, the "Securities Investors") filed a motion seeking a declaration that their claims arising from the purchase of the Debtors' RMBS were not subordinated under Section 510 of the

Bankruptcy Code. [Docket No. 2284] (the “Rule 3013 Motion”). On January 4, 2013, the NCUAB filed a joinder to the Rule 3013 Motion. [Docket No. 2555]. On February 19, 2013, the Debtors filed an opposition to the Rule 3013 Motion [Docket No. 2953] and commenced an adversary proceeding against the Securities Investors seeking a declaration from the Bankruptcy Court that the Securities Investors’ claims should be subordinated to the Debtors’ Unsecured Claims pursuant to section 510 of the Bankruptcy Code. [Docket No. 2970]. The Securities Investors had brought securities fraud claims (including federal claims, blue-sky law claims, and common law claims) against the Debtors arising out of their investments in the Debtors’ RMBS. Those claims had been asserted in pre-petition litigation and/or in proofs of claim filed in the Chapter 11 Cases. The Rule 3013 Motion and the adversary proceeding were subsequently consolidated. After the Bankruptcy Court directed the parties to meet and confer to determine whether the disputed issues could be resolved by summary judgment, all of the parties moved for summary judgment with the Bankruptcy Court’s permission. As a result of the Plan Support Agreement, this litigation and all other pleadings seeking to subordinate the claims of the Securities Investors pursuant to Section 510 of the Bankruptcy Code are stayed during the term of the Plan Support Agreement.

**(b) *American Residential Equities, LLC v. GMACM***

American Residential Equities, LLC (“ARE”) commenced an adversary proceeding against GMACM, Balboa Insurance Company, and AFI on November 9, 2012 [Docket No. 2118]. On March 22, 2013, ARE filed a first amended complaint in the adversary proceeding. The first amended complaint contains various counts against GMACM, including alleged breaches of a loan servicing agreement between ARE and GMACM, a declaratory judgment that certain alleged assets are not property of the Debtors’ Estates, conversion, breach of fiduciary duty, turnover, a request for an accounting, and fraud and fraudulent inducement. Among other things, the first amended complaint requested damages in an amount to be determined at final judgment. GMACM, Balboa and AFI have filed motions to dismiss the first amended complaint. Pursuant to a memorandum opinion dated July 30, 2013 [Adv. Proc. Docket No. 62], the Bankruptcy Court denied GMACM’s and Balboa’s motions to dismiss without prejudice, abstained from hearing the case, dismissed the complaint without prejudice as to all defendants and lifted the automatic stay to allow a related action commenced by ARE against GMACM in the United States District Court for the Southern District of Florida to proceed.

**22. *FIRREA Investigation***

On March 18, 2013, the US Attorney’s Office for the Central District of California served an investigative subpoena on counsel for ResCap, and related entities, under 12 U.S.C. 1833a (Financial Institutions Reform, Recovery, and Enforcement Act of 1989, or FIRREA). The subpoena seeks documents relating to ResCap’s (and related entities’) RMBS, as well as information relating to loans underlying the RMBS and general information about ResCap’s business. The requests seek information for the time period of 2005 to the present. ResCap has produced documents and otherwise has cooperated in the investigation. This fact-finding investigation is ongoing. No claims have been asserted against ResCap or any of its current or former personnel.

### **23. SEC Investigation**

On February 23, 2012, the staff of the Los Angeles Regional Office of the US Securities and Exchange Commission served an investigative subpoena on counsel for ResCap, and related entities. The staff issued the subpoena pursuant to the Commission's Formal Order of Investigation issued under Section 20(a) of the Securities Act of 1933 and Section 21(a) of the Securities Exchange Act of 1934. The subpoena sought documents relating to ResCap's (and related entities') RMBS, as well as general information about ResCap's business. The subpoena sought information from the time period of 2006 to the present. ResCap produced documents responsive to the subpoena and otherwise cooperated with the staff. On June 13, 2012, the staff served a second subpoena on counsel for ResCap seeking additional information about the RMBS and investors in the RMBS, again for the time period of 2006 to the present. ResCap produced documents responsive to the subpoena and otherwise cooperated with the staff. No claims have been asserted against ResCap or any of its current or former personnel.

### **24. Intercompany Balances**

For a complete description of the Intercompany Balances and a discussion of the compromise thereof, see Article III and Exhibit 6.

### **25. Wind Down of Daily Operations**

Following the close of the Asset Sales, the Debtors still hold significant and material assets, including approximately \$1.4 billion<sup>94</sup> of non-cash assets to be monetized, as discussed in detail in Article VI—"Recovery Analysis." Accordingly, the Estates will continue to administer and manage these assets as part of their wind down process by monetizing and maximizing the assets' value.

## **ARTICLE V. OTHER PLAN PROVISIONS**

**IN ADDITION TO THE DISCUSSION OF THE PLAN IN ARTICLE I, THE FOLLOWING IS A SUMMARY OF SIGNIFICANT ELEMENTS OF THE PLAN. THE SUMMARIES OF THE PLAN PROVISIONS CONTAINED IN THIS DISCLOSURE STATEMENT DO NOT PURPORT TO BE PRECISE OR COMPLETE DESCRIPTIONS OF ALL OF THE TERMS AND PROVISIONS OF THE PLAN OR DOCUMENTS REFERRED TO THEREIN. THIS DISCLOSURE STATEMENT IS QUALIFIED IN ITS ENTIRETY BY REFERENCE TO THE MORE DETAILED INFORMATION SET FORTH IN THE PLAN. IN THE EVENT OF ANY CONFLICT BETWEEN THIS DISCLOSURE STATEMENT AND THE PLAN OR ANY OTHER OPERATIVE DOCUMENT, THE TERMS OF THE PLAN AND/OR SUCH OTHER OPERATIVE DOCUMENT SHALL CONTROL. ALL EXHIBITS TO THIS DISCLOSURE STATEMENT ARE INCORPORATED INTO AND ARE A PART OF THIS DISCLOSURE STATEMENT AS IF SET FORTH IN FULL HEREIN.**

---

<sup>94</sup> The asset balances are \$1.4 billion after certain proforma adjustments, as of April 30, 2013.

**PLEASE BE ADVISED THAT THE PLAN CONTAINS RELEASE, EXCULPATION AND INJUNCTION PROVISIONS. YOU SHOULD REVIEW AND CONSIDER THE PLAN CAREFULLY BECAUSE YOUR RIGHTS MAY BE AFFECTED THEREUNDER.**

**A. Unclassified Claims**

Pursuant to Section 1123(a)(1) of the Bankruptcy Code, certain types of claims—including Administrative Claims, Professional Claims, Priority Tax Claims and U.S. Trustee Fees (collectively, the “Unclassified Claims”)—are not included in the classification of Claims and Equity Interests under the Plan. Accordingly, the Unclassified Claims have not been classified and, therefore, are excluded from the Classes of Claims and Equity Interests set forth in Article III of the Plan. The Unclassified Claims shall have the following treatment:

**1. Administrative Claims**

**(a) Treatment of Administrative Claims Other than Professional Claims**

Unless otherwise agreed to by the holder of an Allowed Administrative Claim, or set forth in an order of the Bankruptcy Court, the Liquidating Trust will pay each holder of an Allowed Administrative Claim (other than holders of Professional Claims and Claims for fees and expenses pursuant to Section 1930 of Chapter 123 of title 28 of the United States Code) the full unpaid amount of such Claim in Cash: (1) if the Administrative Claim is Allowed before the Effective Date, on the Effective Date, or as soon as practicable thereafter (or, if not then due, when such Allowed Administrative Claim is due, or as soon as practicable thereafter); or (2) if the Administrative Claim is Allowed on or after the Effective Date, on the date such Administrative Claim is Allowed, or as soon as practicable thereafter (or, if not then due, when such Allowed Administrative Claim is due, or as soon as practicable thereafter); provided, however, that Allowed Administrative Claims other than Professional Fee Claims that arise in the ordinary course of the Debtors’ business shall be paid in the ordinary course of business in accordance with the terms and subject to the conditions of any agreements governing, instruments evidencing, or other documents relating to, such transactions; provided, further, however, that accrued and unpaid Postpetition Intercompany Claims shall be paid pursuant to the Cash Management Order. On or after the Effective Date, the Liquidating Trust may settle and pay any Administrative Claim in the ordinary course of business without any further notice to or action, order, or approval of the Bankruptcy Court.

**(b) Administrative Claims Bar Date**

Except as provided for in the Plan or in any order of the Bankruptcy Court, and subject to section 503(b)(1)(D) of the Bankruptcy Code, holders of Administrative Claims (other than holders of Administrative Claims paid in the ordinary course of business, holders of Professional Claims, holders of Claims for fees and expenses pursuant to Section 1930 of Chapter 123 of title 28 of the United States Code, and holders of Postpetition Intercompany Balances) must File and serve on the Plan Proponents or the Liquidating Trust, as

applicable, requests for the payment of such Administrative Claims not already Allowed by Final Order in accordance with the procedures specified in the Confirmation Order, on or before the Administrative Claims Bar Date or be forever barred, estopped, and enjoined from asserting such Claims against the Debtors, the Plan Trusts, or their assets or properties, and such Claims shall be deemed discharged as of the Effective Date.

**2. Professional Claims**

**(a) Final Fee Applications**

All final requests for Professional Claims must be Filed no later than seventy-five (75) days after the Effective Date. After notice and a hearing in accordance with the procedures established by the Bankruptcy Code and prior Bankruptcy Court orders, the Allowed amounts of such Professional Claims will be determined by the Bankruptcy Court.

**(b) Professional Fee Escrow Account**

On the Effective Date, the Debtors will establish and fund the Professional Fee Escrow Account with Cash equal to the Professional Fee Reserve Amount. The Professional Fee Escrow Account will be maintained in Trust for the Professionals. The funds in such account will not be property of the Liquidating Trust. The amount of Professional Claims owing to the Professionals will be paid in Cash to such Professionals by the Liquidating Trust, or at the Liquidating Trust's direction, from the Professional Fee Escrow Account, without interest or other earnings therefrom, when such Claims are Allowed by Final Order; provided, that the Liquidating Trust's liability for Professional Claims shall not be limited nor be deemed to be limited to the funds available from the Professional Fee Escrow Account. After all Professional Claims have been paid in full, amounts remaining in the Professional Fee Escrow Account, if any, will be transferred to the Liquidating Trust. Specific treatment for certain amounts payable to Centerview and Moelis is set forth in the Plan.

**(c) Professional Fee Reserve Amount**

To receive payment for Accrued Professional Compensation incurred through the Effective Date, Professionals shall estimate their Accrued Professional Compensation prior to and as of the Effective Date and deliver such estimate to the Plan Proponents at least five (5) Business Days prior to the anticipated Effective Date. If a Professional does not provide such estimate, the Plan Proponents may estimate the unbilled fees and expenses of such Professional. The total amount so estimated will constitute the Professional Fee Reserve Amount; provided that such estimate will not be considered an admission or limitation with respect to the fees and expenses of such Professional. The Professional Fee Reserve Amount and the estimated Accrued Professional Compensation amounts submitted by the Professionals will be subject to review by the Debtors, the Consenting Claimants, and the Creditors' Committee, and any objections to the Professional Fee Reserve Amount must be served on the Plan Proponents prior to the Effective Date.

**(d) Post-Effective Date Fees and Expenses**

Except as otherwise specifically provided in the Plan, the Liquidating Trust shall pay in Cash the reasonable legal, professional, or other fees and expenses incurred by the Professionals from and after the Effective Date, in the ordinary course of business and without any further notice to or action, order or approval of the Bankruptcy Court. Upon the Effective Date, any requirement that Professionals comply with sections 327 through 331 and 1103 of the Bankruptcy Code in seeking retention or compensation for services rendered after such date shall terminate, and Professionals may be employed and paid in the ordinary course of business without any further notice to or action, order, or approval of the Bankruptcy Court.

**3. Priority Tax Claims**

Except to the extent that a holder of an Allowed Priority Tax Claim agrees to a less favorable treatment or has been paid by any applicable Debtor prior to the Effective Date, the Liquidating Trust shall pay each holder of an Allowed Priority Tax Claim, in full and final satisfaction, settlement, release, and discharge of such Allowed Priority Tax Claim, in accordance with Bankruptcy Code section 1129(a)(9)(C), the full unpaid amount of such Allowed Priority Tax Claim in Cash on, or as soon as practicable after, the latest of: (1) the Effective Date; (2) the date such Allowed Priority Tax Claim becomes Allowed; or (3) in regular payments over a period of time not to exceed five (5) years after the Petition Date with interest at a rate determined in accordance with section 511 of the Bankruptcy Code, provided, that such Allowed Priority Tax Claims shall not be treated in a manner less favorable than the most favored nonpriority Unsecured Claim provided for by the Plan (other than Cash payments made to a class of creditors under section 1122(b)), and provided, further, that such election shall be without prejudice to the Liquidating Trust's right to prepay such Allowed Priority Tax Claim in full or in part without penalty. To the extent a holder of an Allowed Priority Tax Claim holds a valid lien (a "Tax Lien") for outstanding and unpaid real property taxes against property of the Debtors or the Liquidating Trust, as applicable, any liens imposed on account of such Claim shall remain unimpaired until such Allowed Priority Tax Claim is paid in full.

**4. U.S. Trustee Fees**

On the Effective Date or as soon as practicable thereafter, the Liquidating Trust shall pay all U.S. Trustee Fees that are due and owing on the Effective Date. For the avoidance of doubt, nothing in the Plan shall release the Liquidating Trust from its obligation to pay all U.S. Trustee Fees due and owing after the Effective Date before a Final Order is entered by the Bankruptcy Court concluding or closing the Chapter 11 Cases.

**B. Classification, Treatment, and Voting of Claims and Equity Interests**

All Claims and Equity Interests, except Administrative Expense Claims, Professional Claims, Priority Tax Claims, U.S. Trustee Fees, and Postpetition Intercompany Balances, are classified in the Classes set forth in Article III of the Plan. The classification, voting rights and treatment of Allowed Claims and Equity Interests are summarized in Article I above.



### **C. Establishment of Trusts and Provisions Governing Issuance of Units and Distributions**

As discussed above in Article II, the Plan establishes three separate Trusts for administering distributions to creditors: (i) the Liquidating Trust, (ii) the Private Securities Claims Trust, and (iii) the Borrower Claims Trust. All Available Assets will be transferred to the Liquidating Trust on the Effective Date, and the Liquidating Trust will fund the Borrower Claims Trust in Cash, and the Private Securities Claims Trust with Units. Except as provided below, the Liquidating Trust will administer all other distributions under the Plan.

#### **1. Liquidating Trust**

The Liquidating Trust shall be established for the purpose of liquidating and distributing the Liquidating Trust Assets in accordance with Treasury Regulations Section 301.7701-4(d), with no objective to continue or engage in the conduct of a trade or business, except to the extent reasonably necessary to, and consistent with, its liquidating purpose described in the Plan and set forth in the Liquidating Trust Agreement. The Liquidating Trust, acting through the Liquidating Trust Board, Liquidating Trust Management, and their agents, shall wind down the affairs of the Debtors and perform the assumed obligations under the DOJ/AG Settlement, Consent Order, and Order of Assessment in accordance with the terms of the Plan.

a) *Transfer of Assets to the Liquidating Trust.* On the Effective Date, the Debtors are authorized and directed to transfer, grant, assign, convey, set over, and deliver to the Liquidating Trustee, for the benefit of the Liquidating Trust, in the form thereof existing on such date, all of the Debtors' and Estates' right, title and interest in and to the Available Assets free and clear of any and all liens, claims, encumbrances and interests (legal, beneficial or otherwise) of all other Persons and Entities to the maximum extent contemplated by and permissible under section 1141 of the Bankruptcy Code.

Notwithstanding the foregoing, (i) if on the Effective Date, any of the Available Assets cannot be transferred to the Liquidating Trust for any reason, the Debtors shall continue to hold such Available Assets, as bailee for the account of the Liquidating Trust, until such time as the Liquidating Trust may receive such Available Assets (and any proceeds of such assets retained by the Debtors shall constitute Available Assets) and (ii) subject to the entry of the Kessler Settlement Approval Order, the GM Insurance Rights to be assigned to the Kessler Settlement Class or any other GM Insurance Rights that are assigned to any other Creditor pursuant to order of the Bankruptcy Court prior to or at Confirmation, shall be excluded from the Available Assets assigned to the Liquidating Trust.

The Debtors and the Liquidating Trust, as successor in interest to the Estates, may (i) execute and deliver any instruments, documents, books, and records (including those maintained in electronic format and original documents as may be needed), and (ii) take, or cause to be taken, all such further action in order to evidence, vest, perfect or effectuate the transfer of the Available Assets to the Liquidating Trust and consummate transactions contemplated by and to otherwise carry out the intent of the Plan. Upon the transfer of the Available Assets, the Liquidating Trust shall succeed to all of the Debtors' right, title and interest in the Available

Assets, and the Debtors will have no further rights or interest in or with respect to the Liquidating Trust Assets or the Liquidating Trust.

b) Liquidating Trust Administrative Reserve and Administrative, Priority, Secured and Convenience Distribution Reserve. The Liquidating Trust Administrative Reserve shall be established on the Effective Date for the purpose of maintaining Cash from time to time necessary, subject to the Liquidating Trust Budget, to satisfy reasonable costs and expenses of the Liquidating Trust and other obligations incurred or reasonably anticipated by the Liquidating Trust in accordance with the Plan Documents, including without limitation, fees and costs incurred in connection with (i) the implementation of the Plan, including to the extent not paid on the Effective Date, funds for making the payments provided in Article VII.B.2 (ii) the liquidation of the Liquidating Trust Assets, (iii) the resolution of Disputed Claims, and other Causes of Action, (iv) the winding down of the Estate and affairs of the Debtors, (v) the costs of performing under the DOJ/AG Settlement, (vi) the reserves for potential liabilities and (vii) compensation for the Liquidating Trust Board, Liquidating Trust Management, and the employees, professionals, advisors and other agents of the Liquidating Trust. Any Cash released from the Liquidating Trust Administrative Reserve shall be available for distribution to the Unitholders.

The Administrative, Priority, Secured and Convenience Distribution Reserve shall be established on the Effective Date for the purpose of maintaining Cash from time to time necessary to satisfy (i) Administrative Claims, Priority Tax Claims, Other Priority Claims, Other Secured Claims and Junior Secured Notes Claims that are (a) Allowed as of the Effective Date but that cannot be paid on or promptly following the Effective Date, or (b) Disputed Claims as of the Effective Date but that may become Allowed after the Effective Date, and (ii) General Unsecured Convenience Claims that are Allowed or that may become Allowed on or after the Effective Date. Any Cash released from the Administrative, Priority, Secured and Convenience Distribution Reserve shall be available for distribution to the Unitholders.

c) Liquidating Trust Governance. The affairs of the Liquidating Trust shall be managed by, or under the direction of, the Liquidating Trust Board, which shall consist of five (5) Liquidating Trustees, one of whom shall be selected by each of (i) MBIA, (ii) FGIC, (iii) the RMBS Trustees that are members of the Creditors' Committee, the Steering Committee Consenting Claimants and the Talcott Franklin Consenting Claimants, jointly, (iv) Paulson, and (v) the holders of Private Securities Claims, and such other Liquidating Trustees as agreed to by the Plan Proponents and the Consenting Claimants. The Liquidating Trust Board shall be authorized and empowered to undertake, acting through the management and agents of the Liquidating Trust, actions on behalf of the Liquidating Trust, including without limitation (i) to hold, manage, dispose and convert to Cash, the Liquidating Trust Assets, (ii) to maintain the Liquidating Trust Administrative Reserve, the Disputed Claims Reserve, and the Administrative, Priority, Secured and Convenience Distribution Reserve, (iii) to appoint and supervise management and agents of the Trust and (iv) to prepare and review periodic financial reports of the Liquidating Trust.

The Liquidating Trust Board shall elect a Liquidating Trustee to act as the Chairman of the Liquidating Trust Board and may designate one or more committees of the Liquidating Trust

Board. The Liquidating Trust Board shall appoint officers or other representative agents of the Liquidating Trust, including a Liquidating Trust manager and a secretary, to serve as the Liquidating Trust Management and carry out the purpose of the Liquidating Trust. The Liquidating Trust Management shall be authorized to hire employees and engage advisors and other professionals, subject to any limitations imposed by the Liquidating Trust Board.

d) Financial Statements, Reporting. The Liquidating Trust will provide or make available certain financial and other information, including annual and quarterly financial statements, and will also provide other information to the extent required to make the Units freely tradable under applicable securities laws.

e) Tax Treatment.

*a. In General*

For all U.S. federal income tax purposes, all parties (including, without limitation, the Debtors, the Liquidating Trust Board and the Unitholders) shall treat the transfer of the Liquidating Trust Assets to the Liquidating Trust as:

(i) a transfer of the Liquidating Trust Assets (subject to any obligations relating to those assets) directly to Unitholders, other than Liquidating Trust Assets that will be distributed pursuant to Article VII.B of the Plan or that are allocable to Disputed Claims (based on such Claims' Pro Rata Share of such Liquidating Trust Assets), followed by

(ii) the transfer by such Unitholders to the Liquidating Trust of such Liquidating Trust Assets in exchange for the Units.

Accordingly, those holders of Allowed Unsecured Claims receiving Units shall be treated for U.S. federal income tax purposes as the grantors and owners of their respective share of the Liquidating Trust Assets (other than such Liquidating Trust Assets that will be distributed pursuant to Article VII.B of the Plan or that are allocable to the Disputed Claims). The foregoing treatment shall also apply, to the extent permitted by applicable law, for state and local income tax purposes.

*b. Tax Reporting*

(i) The Liquidating Trust shall file returns treating the Liquidating Trust as a grantor trust pursuant to Treasury Regulation section 1.671-4(a) and in accordance with Article VI.G. The Liquidating Trust also shall annually send or otherwise make available to each holder of Units a separate statement setting forth the holder's share of items of income, gain, loss, deduction, or credit and will instruct all such holders to report such items on their U.S. federal income tax returns or to forward the appropriate information to their respective beneficial holders with instructions to report such items on their U.S. federal income tax returns. The Liquidating Trust Board also shall file (or cause to be filed) any other statements, returns, or disclosures relating to the Liquidating Trust that are required by any Governmental Unit.

(ii) As soon as possible after the Effective Date, the Liquidating Trust shall make a good-faith valuation of the Liquidating Trust Assets, and such valuation shall be made available from time to time, to the extent relevant, and shall be used consistently by all parties (including, without limitation, the Debtors, the Liquidating Trust, the holders of Allowed Unsecured Claims, and the Unitholders) for all U.S. federal income tax purposes.

(iii) Allocation of Liquidating Trust taxable income and loss among the Unitholders (other than taxable income and loss allocable to the Disputed Claims Reserve) shall be made pro rata to the Unitholders.

(iv) The Liquidating Trust shall (A) treat the Disputed Claims Reserve and Liquidating Trust Assets allocable thereto as a “disputed ownership fund” governed by Treasury Regulation section 1.468B-9 by timely making an election and (B) to the extent permitted by applicable law, report consistently with the foregoing for state and local income tax purposes.

(v) The Liquidating Trust shall be responsible for payment, out of the Liquidating Trust Assets, of any taxes imposed on the Liquidating Trust or the Liquidating Trust Assets, including the Disputed Claims Reserve. In the event, and to the extent, that any Cash retained on account of Disputed Claims of Liquidating Trust Unit Beneficiaries in the Disputed Claims Reserve is insufficient to pay the portion of any such taxes attributable to the taxable income arising from the assets allocable to, or retained on account of, such Disputed Claims, such taxes shall be (i) reimbursed from any subsequent Cash amounts retained on account of such Disputed Claims or (ii) to the extent such Disputed Claims subsequently have been resolved, deducted from any amounts otherwise distributable as a result of the resolution of such Disputed Claims.

(vi) The Liquidating Trust may request an expedited determination of taxes of the Liquidating Trust, including the Disputed Claims Reserve, under section 505(b) of the Bankruptcy Code for all returns filed for, or on behalf of, the Liquidating Trust for all taxable periods through the dissolution of the Liquidating Trust.

a) Duration. The Liquidating Trust shall be dissolved as soon as practicable after the date that is the earliest to occur of: (i) the distribution of all Liquidating Trust Assets available for distribution pursuant to the Plan, (ii) the determination of the Liquidating Trust Board that the administration of the Liquidating Trust Assets is not likely to yield sufficient additional proceeds to justify further pursuit, or (iii) all the distributions required to be made by the Liquidating Trust have been completed; provided, however, that in no event shall the Liquidating Trust be dissolved later than three (3) years from the Effective Date, unless the Bankruptcy Court, upon motion within the six (6) months prior to the third (3rd) anniversary of the Effective Date (or within six (6) months prior to the end of an extension period), determines that a fixed-period extension is necessary to facilitate or complete the recovery and liquidation of the Liquidating Trust Assets (without the need for a favorable private letter ruling from the Internal Revenue Service that any further extension would not adversely affect the status of the trust as a Liquidating Trust for United States federal income tax purposes).

b) Exculpation; Indemnification; Insurance. The Liquidating Trust Agreement shall provide for the following with respect to exculpation, indemnification, and insurance:

None of the Delaware Trustee, the Liquidating Trustees, the Liquidating Trust Management or Liquidating Trust Agents, or their respective advisors or professionals, shall be liable to the Liquidating Trust or any Unitholder for any damages arising out of the creation, operation or termination of the Liquidating Trust, including actions taken or omitted in fulfillment of his or her duties with respect to the Liquidating Trust, except in the case of such party's gross negligence, bad faith or willful misconduct; provided, that in no event will any such party be liable for punitive, exemplary, consequential or special damages under any circumstances. Furthermore, no Liquidating Trustee shall be liable to the Liquidating Trust or any Unitholder for any action taken in good faith reliance upon the advice of Liquidating Trust Management.

None of the Delaware Trustee, the Liquidating Trustees, the Liquidating Trust Management or the Liquidating Trust Agents, when acting in such capacities, shall be subject to any personal liability whatsoever, whether in tort, contract or otherwise, to any person, other than the Liquidating Trust or the Liquidating Trust Unit Beneficiaries, in connection with the affairs of the Liquidating Trust to the fullest extent provided under Section 3803 of the Delaware Statutory Trust Act, and all persons claiming against any of the Delaware Trustee, the Liquidating Trustees, the Liquidating Trust Management or Liquidating Trust Agent, or otherwise asserting Claims of any nature in connection with affairs of the Liquidating Trust, shall look solely to the Liquidating Trust Assets for satisfaction of any such Claims.

The Liquidating Trust Board, the Delaware Trustee, the Liquidating Trust Management and their respective affiliates, and their respective officers, directors, partners, members, managers and employees shall be indemnified to the fullest extent permitted by law by the Liquidating Trust against all liabilities arising out of the creation, operation or termination of the Liquidating Trust, including actions taken or omitted in fulfillment of their duties with respect to the Liquidating Trust, except for those acts that are determined by Final Order to have arisen out of their own willful misconduct, gross negligence, or bad faith.

The Liquidating Trust will maintain customary insurance coverage for the protection of the Liquidating Trustees, the Delaware Trustee and the Liquidating Trust Management from and after the Effective Date.

## **2. Private Securities Claims Trust**

The Private Securities Claims Trust will be established to administer and distribute the Private Securities Claims Trust assets to holders of Private Securities Claims in accordance with the Private Securities Claims Trust Agreement, which will be executed in a form reasonably acceptable to the Plan Proponents, Ally, and the Settling Private Securities Claimants on or before the Effective Date. The Private Securities Claims Trust Agreement, or a substantially complete version thereof, will be filed no later than ten (10) days prior to the deadline to object to the Plan, or such later date as may be approved by the Bankruptcy Court, as part of the Plan Supplement. The Private Securities Claims Trust Agreement shall provide for the distribution of the Private Securities Trust Assets in accordance with the allocation agreement executed by each of the Private Securities Claimants. The Settling Private Securities Claimants are conferring with the other holders of Private Securities Claims on the terms of the Private Securities Claims

Trust, and will continue to do so, with involvement from the Plan Proponents, in order to facilitate the understanding and agreement of all Private Securities Claimants.

The Private Securities Claims Trustee will be appointed in the Confirmation Order, following the recommendation of one or more candidates by the Settling Private Securities Claimants and the designation of the final choice with the reasonable consent of the Plan Proponents. The Private Securities Claims Trustee shall distribute to holders of Allowed Private Securities Claims in accordance with the Private Securities Claims Trust Agreement (a) the Cash distributed by the Liquidating Trust in respect of the Units allocated to the Private Securities Claims Trust to holders of Allowed Private Securities Claims, or (b) the Units transferred to the Private Securities Claims Trust that constitute the Private Securities Claims Trust Unit Distribution. To the extent the Private Securities Claims Trust has distributed the Units that constitute the Private Securities Claims Trust Unit Distribution to Private Securities Claimants, the Liquidating Trust shall make Cash distributions directly to the Private Securities Claimants. The Private Securities Claims Trustee's authority will be effective as of the Effective Date, provided that the Private Securities Claims Trustee will be permitted to act in accordance with the Private Securities Claims Trust Agreement following the Confirmation Date.

In accordance with the Plan Support Agreement, \$235 million of the Available Assets (subject to the adjustment as provided in Article IV.J (the "PSC Fund")) were allocated for distribution to the twenty-one Private Securities Claimants. During the mediation led by the Honorable James Peck and thereafter, the Settling Private Securities Claimants, who are parties to the Plan Support Agreement, engaged in a diligence process to ascertain the amount, strength, viability and litigation status of each of the Private Securities Claims. In seeking a method for allocating the PSC Fund in a rational and evenhanded manner, the Settling Private Securities Claimants established a tiering structure that took into account the nature and strength of each claim. By way of example, Private Securities Claims based on laws favorable to investors, such as certain state blue sky laws that do not require a showing of loss causation or scienter, were deemed likely to produce greater recoveries and placed in the highest tier. Similarly, Private Securities Claims that had already survived a motion to dismiss were viewed as more valuable than those that had not. Private Securities Claims that had been dismissed were placed in the lowest tier and allocated *de minimis* recoveries (rather than no recovery, to encourage settlement and avoid hold-outs).

Given the potential legal challenges in establishing valid claims against Ally Financial based on control person liability or an alter ego theory, and the lesser burden of proving claims against Ally Securities in its capacity as underwriter of many of the securities at issue, the Settling Private Securities Claimants initially determined that the PSC Fund should be allocated solely with reference to claims against Ally Securities. Following extensive discussions with the entire group of Private Securities Claimants, the allocation method was revised to attribute some value to claims against AFI in consideration for the release of claims against AFI. Thus, the recovery allocated to any particular Private Securities Claimant is the result of a negotiated settlement based on two primary components: (i) a recovery on account of claims against Ally Securities; and (ii) a recovery on account of claims against AFI. Under this approach, no value is specifically attributed to claims against the Debtors, which are deemed to have been waived to

the extent not encompassed within the Ally claims. To be clear, the proposed allocation of the PSC Fund is entirely a construct of the Settling Private Securities Claimants. Ally denies the validity of all Private Securities Claims. The proposed allocation of the PSC Fund is subject to the Private Securities Claims Trust Agreement being finalized and executed in a form reasonably acceptable to the Plan Proponents, Ally, and each of the Settling Private Securities Claimants.

Following several weeks of intensive discussions and negotiations, the Settling Private Securities Claimants reached agreement in principle with each of the other Private Securities Claimants regarding respective recoveries based on established claim amounts and an allocation of the PSC Fund. In the case of the Settling Private Securities Claimants, allowed claim amounts were agreed pursuant to the Plan Support Agreement based on a settlement, supported by confidential loss information, which will be subject to approval pursuant to Bankruptcy Rule 9019. In the case of the other Private Securities Claimants, a separate verification process occurred following the Plan Support Agreement's approval whereby parties demonstrated actual purchase prices for the relevant RMBS (less principal received) and either an arms' length sale price or published market price, both as of the Petition Date.

The parties are in the process of memorializing their settlement in a written agreement to be signed by all of the Private Securities Claimants. This settlement resolves Private Securities Claims against the Debtors and AFI estimated at \$2.429 billion in aggregate, including claims against Ally Securities in the aggregate estimated amount of \$1.409 billion. The recovery on particular claims varies dramatically, depending on the facts and circumstances pertaining to each claim, though specific details have not yet been finalized in definitive documents and are therefore not available for disclosure at this time. The settlement will also obligate each Private Securities Claimant to support the Plan and the Third Party Release.

In consideration of the Private Securities Claims Trust Unit Distribution transferred to the Private Securities Claims Trust and in furtherance of the purposes of the Private Securities Claims Trust and the Plan, the Private Securities Claimants shall agree to forego any other recovery from the Debtors or the Liquidating Trust in respect of the Private Securities Claims, and neither the Debtors, Ally, nor the Liquidating Trust shall have any further financial or other responsibility or liability therefor. Private Securities Claimants instead shall be entitled to receive their allocated share of either (a) the Cash available for distribution from the Private Securities Claims Trust in respect of the Private Securities Claims Trust Assets, or (b) the Units transferred to the Private Securities Claims Trust that constitute the Private Securities Claims Trust Unit Distribution, in each case in accordance with the Private Securities Claims Trust Agreement, as their sole source of recovery in respect of the Private Securities Claims. To the extent the Private Securities Claims Trust holds the Units distributed by the Liquidating Trust, the Cash distributions received by the Private Securities Claims Trust in respect of such Units shall be distributed to holders of Allowed Private Securities Claims in accordance with the methodology, criteria and procedures established in the Private Securities Claims Trust Agreement. To the extent the Private Securities Claims Trust has distributed the Units that constitute the Private Securities Claims Trust Unit Distribution to Private Securities Claimants, the Liquidating Trust shall make Cash distributions directly to the Private Securities Claimants.

The reasonable costs and expenses of administering the Private Securities Claims Trust, including the reasonable fees and expenses of the Private Securities Claims Trustee and its retained professionals, shall be funded on the Effective Date as agreed to by the Plan Proponents and Consenting Claimants. The Private Securities Claims Trustee may retain and reasonably compensate counsel and other professionals to assist in its duties as Private Securities Claims Trustee on such terms as the Private Securities Claims Trustee deems appropriate without Bankruptcy Court approval, but subject to the terms and conditions provided for in the Private Securities Claims Trust Agreement. The Private Securities Claims Trustee may retain professionals who represented parties in the Chapter 11 Cases, provided such retention is otherwise permissible under applicable law. The Private Securities Claims Trustee and its agents and professionals shall be entitled to indemnification by the Private Securities Claims Trust, in accordance with the terms of the Plan.

### **3. Borrower Claims Trust**

The Borrower Claims Trust shall be established for the sole benefit of the holders of Allowed Borrower Claims, and shall consist of the Borrower Claims Trust Assets. The Borrower Claims Trust shall be administered by the Borrower Claims Trustee, subject to oversight and supervision by the Borrower Claims Trust Committee, who shall administer and distribute the Borrower Claims Trust Assets to holders of Allowed Borrower Claims in accordance with the methodology and procedures set forth in the Borrower Claims Trust Agreement. The Borrower Claims Trust shall be completely independent of the Liquidating Trust, and the Liquidating Trustee shall have no authority over the Borrower Claim Trust or the Borrower Claims Trustee.

a) *Borrower Claims Trust Agreement.* On or before the Effective Date, the Borrower Claims Trust Agreement, in a form reasonably acceptable to the Plan Proponents, Ally and the Kessler Class Claimants, shall be executed, and all other necessary steps shall be taken to establish the Borrower Claims Trust and the interests therein, which shall be for the benefit of the holders of Allowed Borrower Claims. In the event of any conflict between the terms of the Plan with respect to the Borrower Claims Trust and the terms of the Borrower Claims Trust Agreement, the Borrower Claims Trust Agreement shall govern. The Borrower Claims Trust Agreement includes: (i) participation and qualification criteria for holders of Borrower Claims to receive a distribution from the Borrower Claims Trust Assets, (ii) procedures for the prosecution and settlement of objections to Borrower Claims, including those previously filed by the Debtors or any other party, (iii) the establishment of reserves for Disputed Borrower Claims; and (iv) the establishment of procedures to resolve Disputed Borrower Claims, inclusive of any counterclaims or offsets in favor of the Debtors.

b) *Purpose of the Borrower Claims Trust.* The Borrower Claims Trust shall be established to, among other things, (i) direct the processing, liquidation and payment of the Allowed Borrower Claims in accordance with the Plan, and the distribution procedures established under the Borrower Claims Trust Agreement, and (ii) preserve, hold, and manage the assets of the Borrower Claims Trust for use in satisfying Allowed Borrower Claims.

c) *Assumption of Certain Liabilities by the Borrower Claims Trust.* In consideration of the Borrower Claims Trust Assets transferred to the Borrower Claims Trust and in furtherance



of the purposes of the Borrower Claims Trust and the Plan, the Borrower Claims Trust shall assume all liability for all Borrower Claims, and neither the Debtors, the Released Parties, nor the Liquidating Trust shall have any further financial or other responsibility or liability therefor.

d) *Borrower Claims Trust Assets.* The Borrower Claims Trust shall consist of the Borrower Claims Trust Assets and any other assets held from time to time incidental to the administration of the Borrower Claims Trust. On the Effective Date, the Liquidating Trust, in its capacity as Disbursing Agent, shall fund the Borrower Claims Trust with the Cash portion of the Borrower Claims Trust Assets free and clear of all liens, claims, and encumbrances, except to the extent otherwise provided herein.

e) *Governance of the Borrower Claims Trust.* The Borrower Claims Trust shall be administered by the Borrower Claims Trustee subject to the supervision and oversight of the Borrower Claims Trust Committee. The Borrower Claims Trustee will be designated by counsel for the Kessler Class Claimants with the consent of the Plan Proponents, which consent shall not be unreasonably withheld. The Borrower Claims Trust Committee will comprise Borrowers or representatives of Borrowers appointed to oversee the administration of the Borrower Claims Trust and the disposition of the Borrower Claims Trust Assets. The identities of the initial Persons to serve on the Borrower Claims Trust Committee as of the Effective Date will be set forth in the Plan Supplement, and will include (i) counsel for the Kessler Settlement Class and (ii) those Borrowers or representatives of Borrowers appointed by the Kessler Settlement Class, with the consent of the Plan Proponents, which consent shall not be unreasonably withheld. The Borrower Claims Trustee will be designated by counsel for the Kessler Settlement Class with the consent of the Plan Proponents, which consent shall not be unreasonably withheld.

f) *Distribution of the Borrower Claims Trust Assets.* It is the intention that distributions made from the Borrower Claims Trust on account of Allowed Borrower Claims will be comparable to the recovery that the holder of an Allowed Claim in the same amount against the same Debtor Group would realize from distributions made by the Liquidating Trust on Units issued in respect of such Allowed Claim, based on the value of the assets in the Liquidating Trust available for distribution to holders of Units as of the Effective Date (without in each case giving effect to any insurance proceeds, including proceeds from the GM Policies, that may be received in respect of certain of the Allowed Borrower Claims or to the time delay in receipt of distributions in respect of the Units issued by the Liquidating Trust). For the avoidance of doubt, the comparable recovery percentages that the holder of an Allowed Claim in the same amount against the same Debtor Group would realize from distributions made by the Liquidating Trust on Units issued in respect of such Allowed Claim shall be established once and finally and for all purposes, including for all future distributions by the Borrower Claims Trust, at the time of and in connection with the Borrower Trust True-Up and confirmation of the Plan, and neither the amount to be transferred to the Borrower Claims Trust nor the percentage distributions from the Borrower Claims Trust shall be adjusted following the Effective Date based on actual experience with respect to recoveries from the Liquidating Trust following the Effective Date of the Plan.

Except as otherwise provided herein or in the Kessler Settlement Agreement, to the extent a Borrower recovers insurance proceeds on account of all or some of an Allowed Borrower Claim, (i) if distributions on account of such Allowed Borrower Claim have not been

made, the amount of such Allowed Borrower Claim shall be reduced to the extent paid by insurance proceeds, or (ii) if distributions on account of such Allowed Borrower Claim have been made, the Borrower shall be required to return an amount equal to all distributions received by the Borrower from the Borrower Claims Trust on account of such Allowed Borrower Claim multiplied by a fraction, the numerator of which is the amount of the insurance proceeds received and the denominator of which is the amount of its Allowed Borrower Claim. Such Borrower shall thereafter continue to be entitled to its proportionate share of any future distribution from the Borrower Claims Trust. For the avoidance of doubt, the Kessler Settlement Class shall continue to be entitled to its proportionate share of any such future distribution. Any Borrower who recovers insurance proceeds on account of all or some of an Allowed Borrower Claim shall be required to notify the Borrower Claims Trustee of such recovery within ten (10) Business Days of receipt.

If any Borrower Claim constitutes, in whole or in part, a Consent Order Borrower Claim, the Allowed amount of such Borrower Claim shall be reduced to the extent paid pursuant to the Consent Order or any settlement of the Debtors' obligations thereunder, without further order of the Bankruptcy Court.

g) U.S. Federal Income Tax Treatment of Borrower Claims Trust. All parties (including, without limitation, the Debtors, the Borrower Claims Trustee, and the holders of Borrower Claims) shall treat the Borrower Claims Trust as a "qualified settlement fund" within the meaning of section 468B of the Tax Code and the Treasury Regulations thereunder.

h) Dissolution of the Borrower Claims Trust. The Borrower Claims Trustee and the Borrower Claims Trust shall be discharged or dissolved, as applicable, at such time as (i) all Borrower Claims have been resolved by Final Order, written agreement, or pursuant to the Plan, and (ii) all distributions to be made by the Borrower Claims Trustee under the Plan and the Borrower Claims Trust Agreement have been made. Any Cash or other remaining assets in the Borrower Claims Trust shall be transferred to the Liquidating Trust upon dissolution of the Borrower Claims Trust.

i) Costs and Expenses of Borrower Claims Trust. The reasonable costs and expenses of administering the Borrower Claims Trust, including the reasonable fees and expenses of the Borrower Claims Trustee and its retained professionals, shall be funded on the Effective Date as agreed to by the Plan Proponents and Consenting Claimants. Such costs shall not include fees and expenses incurred by the Kessler Class Claimants pursuit of GM Insurance Rights.

j) Retention of Professionals by Borrower Claims Trustee. The Borrower Claims Trustee may retain and reasonably compensate counsel and other professionals to assist in its duties as Borrower Claims Trustee on such terms as the Borrower Claims Trustee deems appropriate without Bankruptcy Court approval, but subject to the terms and conditions provided for in the Borrower Claims Trust Agreement. The Borrower Claims Trustee may retain professionals who represented parties in the Chapter 11 Cases, provided such retention is otherwise permissible under applicable law.

k) Indemnification of the Borrower Claims Trustee and Borrower Claims Trust Committee. The Borrower Claims Trustee and members of the Borrower Claims Trust Committee and their agents or professionals shall not be liable for any actions taken or omitted in its capacity as, or on behalf of, the Borrower Claims Trustee or the Borrower Claims Trust, except those acts arising out of its or their own willful misconduct, gross negligence, or bad faith, and each shall be entitled to indemnification or reimbursement for fees and expenses in defending any and all of its actions or inactions in its or their capacity as, or on behalf of, the Borrower Claims Trust except for an action or inaction involving willful misconduct, gross negligence, or bad faith. Any indemnification claim of the Borrower Claims Trustee and the Borrower Claims Trust Committee (and the other parties entitled to indemnification under this subsection) shall be satisfied solely from the Borrower Claims Trust Assets and no recourse may be had to the Liquidating Trust, the Released Parties or any creditor in these Chapter 11 Cases. The Borrower Claims Trustee and the members of the Borrower Claims Trust Committee shall be entitled to rely, in good faith, on the advice of its retained professionals.

l) Borrower Claims Trustee as Estate Representative under 1123(b)(3)(B). The Borrower Claims Trustee is hereby appointed as the representative of the estate with respect to Borrower-Related Causes of Action pursuant to section 1123(b)(3)(B) of the Bankruptcy Code.

#### **4. Provisions Governing Issuance of Units and Distributions**

The provisions governing the issuance of Units and distributions are summarized in Article II of this Disclosure Statement and set forth in Article VII of the Plan.

#### **D. Cancellation of Securities, Indentures, and Other Documents Evidencing Claims and Equity Interests**

Subject to the assumption of Executory Contracts and Unexpired Leases as set forth in the Plan, and except for purposes of evidencing a right to distributions under the Plan, on the Effective Date, all notes, stock, instruments, certificates, indentures, guarantees, and other documents or agreements evidencing a Claim against or Equity Interest in the Debtors will be deemed automatically cancelled with respect to the Debtors and shall be of no further force or effect as against the Debtors, whether such document is surrendered for cancellation or not, and the obligations of Ally, the Debtors, or the Liquidating Trust, thereunder or in any way related thereto will be discharged.

Notwithstanding anything to the contrary herein, the First Priority Security Agreement will continue in effect for the limited purposes set forth in the First Priority Security Agreement, including allowing the First Priority Collateral Agent to exercise its First Priority Collateral Agent Lien for the payment of First Priority Collateral Agent Fees and Expenses.

Notwithstanding anything to the contrary herein, the Senior Unsecured Notes Indenture will continue in effect for the limited purposes set forth in the Senior Unsecured Notes Indenture including (i) allowing the Senior Unsecured Noteholders to receive distributions on account of their Senior Unsecured Notes Claims, and (ii) allowing the Senior Unsecured Notes Indenture Trustee to make distributions in accordance with the

terms of the Plan, to fund the Senior Unsecured Notes Indenture Trustee Reserve, and to exercise its Senior Unsecured Notes Indenture Trustee Charging Lien against distributions under the Plan and against the Senior Unsecured Notes Indenture Trustee Reserve for payment of Senior Unsecured Notes Indenture Trustee Fees and Expenses.

Notwithstanding anything to the contrary herein, all Junior Secured Notes, the Junior Secured Notes Indenture and the Junior Secured Notes Security Agreement shall be deemed automatically canceled and discharged on the Effective Date, provided, however, that the Junior Secured Notes, the Junior Secured Notes Indenture and the Junior Secured Notes Security Agreement shall continue in effect solely for the purposes of (i) allowing the Junior Secured Noteholders to receive distributions on account of their Junior Secured Notes Claims, (ii) allowing the Junior Secured Notes Indenture Trustee to make the distributions to be made on account of the Junior Secured Notes; and (iii) permitting the Junior Secured Notes Indenture Trustee to assert its Junior Secured Notes Indenture Trustee Charging Lien against such distributions for payment of the Junior Secured Notes Indenture Trustee Fees and the Junior Secured Notes Collateral Agent Fees and Expenses.

**E. Junior Secured Notes; Fees and Expenses**

The Junior Secured Notes Indenture Trustee and the Junior Secured Notes Collateral Agent have incurred and will continue to incur, through at least the Effective Date, Junior Secured Notes Indenture Trustee Fees and Junior Secured Notes Collateral Agent Fees and Expenses. In accordance with the Junior Secured Notes Indenture, including Section 6.10, all money collected by the Junior Secured Notes Indenture Trustee for distribution on account of the Junior Secured Notes Claims must first be applied to the payment of the Junior Secured Notes Indenture Trustee Fees and the Junior Secured Notes Collateral Agent Fees and Expenses and such money collected remains subject to the Junior Secured Notes Indenture Trustee Charging Lien before such funds may be distributed to the Junior Secured Noteholders. Pursuant to Section VII.G. of the Plan, the Junior Secured Notes Indenture Trustee may withhold distribution of any Cash it receives on account of the Junior Secured Notes Claim until such time as it determines that it has received sufficient payment to satisfy all accrued and reasonably expected Junior Secured Notes Indenture Trustee Fees and Junior Secured Notes Collateral Agent Fees and Expenses, and such payments shall be made in accordance with the requirements of the Junior Secured Notes Indenture and the Junior Secured Notes Security Agreement, as applicable.

**F. Senior Unsecured Notes; Fees and Expenses**

Wilmington Trust succeeded DB as the Senior Unsecured Notes Indenture Trustee shortly after the Petition Date and has continued in that capacity during the pendency of the Chapter 11 Cases. Wilmington Trust was appointed by the U.S. Trustee to be a member of the Creditors' Committee and was subsequently elected co-chair. Wilmington Trust was initially represented by Seward & Kissel LLP ("SK"), but shortly after the Petition Date, Loeb & Loeb LLP ("Loeb") replaced SK as general bankruptcy counsel.

Certain beneficial holders of the Senior Unsecured Notes, or the nominees of such beneficial holders with full power to act on behalf of and bind such beneficial holders, representing in the aggregate over 50% of principal of the outstanding Senior Unsecured Notes,

delivered a letter of direction pursuant to section 6.06 of the Senior Unsecured Notes Indenture (the “Direction”) to Wilmington Trust instructing and directing it, among other things, (a) to retain Cleary Gottlieb Steen & Hamilton LLP (“Cleary Gottlieb”) as special restructuring counsel in the bankruptcy cases and (b) to authorize and instruct Cleary Gottlieb to engage Alvarez and Marsal North America, LLC (“A&M,” and together with SK, Loeb and Cleary Gottlieb, the “SUN Professionals”) as financial advisors in connection with restructuring issues in the Chapter 11 Cases concerning the Senior Unsecured Notes Indenture and the Senior Unsecured Notes. Accordingly, Wilmington Trust retained Cleary Gottlieb pursuant to the Direction, and Cleary Gottlieb retained A&M.

Wilmington Trust and the SUN Professionals have taken an active role in the Chapter 11 Cases. In addition to serving as co-chair of the Creditors’ Committee, preparing and filing the proof of claim on behalf of the Senior Unsecured Notes and providing various notices to the Senior Unsecured Noteholders, Wilmington Trust, through the SUN Professionals, often took a lead role in, various contested matters on issues of importance to the Senior Unsecured Noteholders. For instance, after the Original RMBS Settlement Agreement was amended to allow a claim of up to \$1.74 billion against ResCap (the sole obligor on the Senior Unsecured Notes), the SUN Professionals actively opposed that amendment by objecting to the proposed settlement and participating in discovery. Additionally, at the invitation of the Examiner, the SUN Professionals made multiple submissions with respect to third-party claims that Wilmington Trust and the Senior Unsecured Noteholders might assert against Ally related to, among other things, a breach of the Senior Unsecured Notes Indenture as well as claims held by the ResCap estate against Ally relating to, among other things, the transfer of Ally Bank from ResCap to or for the benefit of AFI. The SUN Professionals performed substantial due diligence and analysis concerning such claims. The SUN Professionals also prepared the Wilmington Trust Standing Motion, which seeks authority and standing to prosecute certain alleged ResCap Estate Causes of Action against Ally and its officers and directors and the officers and directors of ResCap as well as against other Debtors for constructive fraudulent transfers related to, among other things, the forgive of intercompany debt. Furthermore, Wilmington Trust and the SUN Professionals actively participated in the motion to appoint Judge Peck as the Mediator, mediation sessions and negotiations that led to the Global Settlement embodied in the Plan Support Agreement, numerous meetings and drafting sessions with the Mediator, the Plan Proponents, and the other Consenting Claimants.

Wilmington Trust has incurred, and estimates that it will incur through the Effective Date, Indenture Trustee Fees and Expenses on account of its own fees and those of all the SUN Professionals in the amount of approximately \$14 million (the “Senior Notes Indenture Trustee Fee Claim”). In accordance with the Senior Unsecured Notes Indenture, including Section 6.03 and 7.06 thereof, all monies collected by Wilmington Trust on account of the Senior Unsecured Notes Claims for distribution must first be applied to the payment of the Senior Unsecured Notes Indenture Trustee Fee Claim and remain subject to the Senior Notes Indenture Trustee Charging Lien before such funds may be distributed to the Senior Unsecured Noteholders. In accordance with Section VII.G of the Plan, Wilmington Trust may withhold distributions until such time as the Liquidating Trust makes a Cash distribution sufficient to pay in full the Senior Unsecured Notes Indenture Trustee Fee Claim and the Senior Unsecured Notes Indenture Trustee Reserve (as defined below). Wilmington Trust may also establish a reserve in the amount of \$1 million

(“Senior Unsecured Notes Indenture Trustee Reserve”) for any liability and for any future costs and expenses that may be incurred by Wilmington Trust and the SUN Professionals which exceed the Senior Notes Indenture Trustee Fee Claim. The initial distribution of Cash to the Senior Unsecured Noteholders on account of their distributed Units shall be reduced by the Senior Unsecured Notes Indenture Trustee Fee Claim and the Senior Unsecured Notes Indenture Trustee Reserve. To effectuate the distribution of any Cash remaining in the Senior Unsecured Notes Indenture Trustee Reserve that Wilmington Trust determines is no longer required to be reserved, Wilmington Trust anticipates that the appropriate securities depository will maintain the register of the Senior Unsecured Notes (or maintain such a register in a similar form).

#### **G. Corporate Action**

Except as otherwise provided in the Plan, the corporate or related actions to be taken by or required of the Debtors in connection with each matter provided for by the Plan shall, as of the Effective Date, be deemed to have occurred and be effective as provided in the Plan, and shall be authorized, approved, and, to the extent taken prior to the Effective Date, ratified in all respects without any requirement of further action by holders of Claims or Equity Interests, directors of the Debtors, or any other Entity. On or prior to the Effective Date, the appropriate officers of the Debtors shall be authorized and directed to issue, execute, and deliver the agreements, securities, instruments, or other documents contemplated by the Plan, or necessary or desirable to effect the transactions contemplated by the Plan, in the name of and on behalf of the Debtors, prior to the Effective Date, or the Liquidating Trust, following the Effective Date. Notwithstanding any requirements under non-bankruptcy law, the authorizations and approvals contemplated by this provision shall be effective.

On the Effective Date, upon the appointment of the Liquidating Trust Board, the persons acting as directors and officers of the Debtors prior to the Effective Date will be released from all further authority, duties, responsibilities, and obligations relating to and arising from operations of the Debtors or the Chapter 11 Cases—including, for the avoidance of doubt, the Continuing Obligations—and, upon such release and discharge, the Liquidating Trust Board will be charged with the authority, duties, responsibilities, and obligations relating to and arising from operations of the Debtors and these Chapter 11 Cases. In addition, Ally and the Debtors are in discussions with the DOJ regarding potentially excluding the DOJ/AG Settlement from the Third Party Release.

#### **H. Dissolution of the Debtors**

**On the Effective Date, upon the appointment of the Liquidating Trust Board, the persons acting as directors, managers, and officers of the Debtors prior to the Effective Date as the case may be, will be released from all further authority, duties, responsibilities, and obligations relating to and arising from operations of the Debtors or the Chapter 11 Cases, including, for the avoidance of doubt, the obligations relating to the DOJ/AG Settlement. Upon such release and discharge, the Liquidating Trust Board will be charged with the authority, duties, responsibilities, and obligations relating to and arising from operations of the Debtors and these Chapter 11 Cases, except to the extent such authority, duties, responsibilities, and obligations are to be undertaken by the Private Securities**

**Claims Trustee, the RMBS Claims Trust Trustees, the Borrower Claims Trustee, or, with respect to the NJ Carpenters Claims Distribution, in each case as provided in the Plan.**

On and after the Effective Date, the Liquidating Trust Board shall be authorized, in its sole and absolute discretion, to take all actions reasonably necessary to manage or dissolve the Debtors and their subsidiaries, including the Non-Debtor Subsidiaries, under applicable laws, including the laws of the jurisdictions in which they may be organized or registered, notwithstanding any applicable consent requirements or other restrictions contained in any financing agreements or other debt documents to which any Debtor is a party, and to pay all reasonable costs and expenses in connection with such dissolutions, including the costs of preparing or filing any necessary paperwork or documentation. The Liquidating Trust Board shall have no liability for using its discretion to dissolve or not dissolve any of the Debtors or their subsidiaries. Whether or not dissolved, the Debtors shall have no authorization to implement the provisions of the Plan from and after the Effective Date except as specifically provided otherwise in the Plan. Notwithstanding the foregoing, the Liquidating Trust Board shall not dissolve any Debtor to the extent such Debtor is required to hold Available Assets after the Effective Date pursuant to Article VI of the Plan, and any such Debtors shall be authorized to take such actions at the direction of the Liquidating Trust Board as may be necessary to implement the provisions of the Plan with respect to such Available Assets.

**I. Exemption from Certain Taxes and Fees**

Pursuant to Bankruptcy Code section 1146(a), any transfers of property pursuant to the Plan shall not be subject to any stamp, real estate transfer, mortgage reporting, sales, use tax, or other similar tax or governmental assessment in the United States, and the Confirmation Order shall direct and be deemed to direct the appropriate state or local governmental officials or agents to forego the collection of any such tax or governmental assessment and to accept for filing and recordation instruments or other documents pursuant to such transfers of property without the payment of any such tax or governmental assessment.

**J. Preservation of Causes of Action**

Unless any Causes of Action against an Entity are expressly waived, relinquished, exculpated, released, compromised, or settled in the Plan (including pursuant to the Plan Support Agreement), or by a Final Order, in accordance with section 1123(b) of the Bankruptcy Code, the Borrower Claims Trust with respect to Borrower-Related Causes of Action, and the Liquidating Trust with respect to all other Causes of Action, shall retain and may enforce all rights to commence and pursue, as appropriate, any and all Causes of Action of the Debtors or the Debtors' Estates, whether arising before or after the Petition Date, including any Causes of Action specifically enumerated in the Plan Supplement, and the Liquidating Trust's and Borrower Claims Trust's respective rights to commence, prosecute, or settle such Causes of Action shall be preserved notwithstanding the occurrence of the Effective Date. The Liquidating Trust and Borrower Claims Trust may pursue their respective Causes of Action, as appropriate, in accordance with the best interests of the respective Trust. **No Entity may rely on the absence of a specific reference in the Plan or the Disclosure Statement to any Cause of Action against such Entity as any**

**indication that the Liquidating Trust or Borrower Claims Trust, as the case may be, will not pursue any and all available Causes of Action against such Entity. The Liquidating Trust and Borrower Claims Trust expressly reserve all rights to prosecute any and all Causes of Action against any Entity, except as otherwise expressly provided in the Plan.** Unless any Causes of Action against an Entity are expressly waived, relinquished, exculpated, released, compromised, or settled in the Plan or a Bankruptcy Court order, the Liquidating Trust expressly reserves all Causes of Action other than Borrower-Related Causes of Action, and the Borrower Claims Trust expressly reserves all Borrower-Related Causes of Action, for later adjudication, and, therefore, no preclusion doctrine, including the doctrines of res judicata, collateral estoppel, issue preclusion, claim preclusion, estoppel (judicial, equitable, or otherwise), or laches, shall apply to such Causes of Action upon, after, or as a consequence of the Confirmation or Consummation. For the avoidance of doubt, the Plan does not release any Causes of Action that the Plan Proponents or the Liquidating Trust or Borrower Claims Trust have or may have now or in the future against any Entity other than the Released Parties (and only in their capacity as Released Parties).

Except as otherwise provided in the Plan or in a Final Order, the Liquidating Trust reserves and shall retain Causes of Action notwithstanding the rejection of any Executory Contract or Unexpired Lease during the Chapter 11 Cases or pursuant to the Plan. In accordance with section 1123(b)(3) of the Bankruptcy Code, any Causes of Action that the Debtors may hold against any Entity that is not released under the Plan or a separate settlement approved by Final Order shall vest in the Borrower Claims Trust with respect to Borrower-Related Causes of Action and in the Liquidating Trust with respect to all other Causes of Action. The Liquidating Trust and Borrower Claims Trust, as the case may be, through their respective authorized agents or representatives, shall retain and may exclusively enforce any and all such Causes of Action. The Liquidating Trust has the exclusive right, authority, and discretion to determine and to initiate, file, prosecute, enforce, abandon, settle, compromise, release, withdraw, or litigate to judgment any Causes of Action other than Borrower-Related Causes of Action, or to decline to do any of the foregoing, without the consent or approval of any third party or any further notice to or action, order, or approval of the Bankruptcy Court. The Borrower Claims Trust has the exclusive right, authority, and discretion to determine and to initiate, file, prosecute, enforce, abandon, settle, compromise, release, withdraw, or litigate to judgment any Borrower-Related Causes of Action, or to decline to do any of the foregoing, without the consent or approval of any third party or any further notice to or action, order, or approval of the Bankruptcy Court.

#### **K. Nonconsensual Confirmation**

If fewer than all Impaired Classes accept the Plan, but at least one Class of Claims that is Impaired under the Plan has accepted the Plan (and which Class' acceptance is determined without inclusion of any vote submitted by the holder of a Claim that is an "insider," as such term is defined in Section 101(31) of the Bankruptcy Code), the Plan Proponents may seek to have the Bankruptcy Court confirm the Plan under Section 1129(b) of the Bankruptcy Code. The Plan Proponents request confirmation of the Plan under Section 1129(b) of the Bankruptcy



Code with respect to any impaired Class that has not accepted or is deemed not to have accepted the Plan pursuant to Section 1126 of the Bankruptcy Code.

**L. Treatment of Executory Contracts and Unexpired Leases**

**1. Rejection of Executory Contracts and Unexpired Leases**

Except as otherwise provided herein, each Executory Contract and Unexpired Lease not previously assumed shall be deemed automatically rejected pursuant to sections 365 and 1123 of the Bankruptcy Code as of the Effective Date, unless any such Executory Contract or Unexpired Lease: (i) is expressly identified on the Assumption Schedule; (ii) has been previously assumed by the Debtors by Final Order or has been assumed by the Debtors by order of the Bankruptcy Court as of the Effective Date, which order becomes a Final Order after the Effective Date; (iii) is the subject of a motion to assume pending as of the Effective Date; or (iv) is otherwise assumed pursuant to the terms herein. The Confirmation Order will constitute an order of the Bankruptcy Court approving such rejections pursuant to sections 365 and 1123 of the Bankruptcy Code as of the Effective Date or as otherwise set forth in the Plan Supplement.

All Proofs of Claim with respect to Claims arising from the rejection of Executory Contracts or Unexpired Leases, including any Executory Contracts or Unexpired Leases rejected or deemed rejected under the Plan, must be Filed in accordance with the procedures set forth in the Bar Date Order by the Rejection Damages Claim Bar Date or such Claims will be automatically disallowed, forever barred from assertion, and shall be unenforceable against the Debtors, the Liquidating Trust, or their assets or properties without the need for any objection by the Liquidating Trust or further notice to, or action, order, or approval of the Bankruptcy Court. All Allowed Claims arising from the rejection of the Debtors' Executory Contracts or Unexpired Leases will be classified as General Unsecured Claims against the applicable Debtor Groups and treated in accordance with the terms of Article III. The deadline to object to Claims arising from the rejection of Executory Contracts or Unexpired Leases, if any, shall be the Claims Objection Deadline.

**2. Assumption of Executory Contracts and Unexpired Leases**

The Debtors will file the Assumption Schedule with the Bankruptcy Court at least twenty-one (21) days before the commencement of the Confirmation Hearing. The Assumption Schedule will include (a) the name of the non-Debtor counterparty, (b) the legal description of the Executory Contract or Unexpired Lease to be assumed, and (c) the proposed amount to be paid on account of an associated Cure Claim, if any. On or as soon as practicable thereafter, the Debtors will serve a notice of filing of the Assumption Schedule upon each non-Debtor counterparty listed thereon that will describe the procedures by which such parties may object to the proposed assumption of their respective Executory Contract or Unexpired Lease or the proposed Cure Claim amount, and explain how such disputes will be resolved by the Bankruptcy Court if the parties are not able to resolve a dispute consensually. Objections, if any, to the proposed assumption and/or Cure Claim must be filed with the Bankruptcy Court and served so as to be actually received by the Debtors no later than fourteen (14) days from the date of the filing of the Assumption Schedule. Any non-Debtor counterparty to an Executory Contract or

Unexpired Lease that fails to object timely to the proposed assumption or Cure Claim amount will be deemed to have assented to such assumption or Cure Claim amount.

If an objection to the proposed Cure Claim is sustained by the Bankruptcy Court, the Plan Proponents, prior to the Effective Date, or the Liquidating Trust, following the Effective Date, may elect to reject such Executory Contract or Unexpired Lease in lieu of assuming it on proper notice to the non-Debtor counterparty thereto, which non-Debtor counterparties shall then be entitled to file Proofs of Claim asserting Claims arising from the rejection thereof, if applicable, in accordance with the terms of the Plan and the Bar Date Order.

The Plan Proponents, prior to the Effective Date, or the Liquidating Trust, following the Effective Date, may settle any dispute on the amount of a Cure Claim without further notice to any party or action, approval, or order of the Bankruptcy Court. If the Plan Proponents, prior to the Effective Date, or the Liquidating Trust, following the Effective Date, object to any request for payment of a Cure Claim, the Bankruptcy Court shall determine the Allowed amount of such Cure Claim and any related issues. Unless the parties to the Executory Contract or Unexpired Lease agree otherwise, all disputed defaults that are required to be cured shall be cured by the later of (i) ten (10) days after entry of a Final Order determining the amount, if any, of the Debtors' liability with respect thereto and (ii) the Effective Date. The Plan Proponents, prior to the Effective Date, or the Liquidating Trust, following the Effective Date, reserve the right either to reject or nullify the assumption of any Executory Contract or Unexpired Lease no later than thirty (30) days after a Final Order determining a Cure Claim greater than that proposed by the Debtors.

**Assumption of any executory contract or unexpired lease pursuant to the Plan or otherwise shall result in the full release and satisfaction of any claims or defaults, whether monetary or nonmonetary, including defaults of provisions restricting the change in control or ownership interest composition or other bankruptcy-related defaults, arising under any assumed executory contract or unexpired lease at any time before the date of the Debtors or the Liquidating Trust assume such executory contract or unexpired lease. Any proofs of claim filed with respect to an executory contract or unexpired lease that has been assumed shall be deemed disallowed and expunged, without further notice to or action, order or approval of the Bankruptcy Court.**

Neither the exclusion nor inclusion of any Executory Contract or Unexpired Lease on the Assumption Schedule, nor anything contained in the Plan or each Debtor's Schedules, shall constitute an admission by the Debtors that any such contract or lease is or is not in fact an Executory Contract or Unexpired Lease capable of assumption, that any Debtor has any liability thereunder or that such Executory Contract or Unexpired Lease is necessarily a binding and enforceable agreement. Further, the Plan Proponents expressly may (a) remove any Executory Contract or Unexpired Lease from the Assumption Schedule and reject an Executory Contract or Unexpired Lease pursuant to the terms of the Plan, up until the Effective Date and (b) contest any Claim (or cure amount) asserted in connection with assumption of any Executory Contract or Unexpired Lease.

The assumption of Executory Contracts and Unexpired Leases under the Plan shall include the vesting of such contracts in the Liquidating Trust. The Confirmation Order will constitute an order of the Bankruptcy Court approving the above-described assumptions, assignments, and vesting.

In the event a written objection is filed with the Bankruptcy Court as to whether a contract or lease is executory or unexpired, the right of the Plan Proponents to move to assume or reject such contract or lease shall be extended until the date that is thirty (30) days after the entry of a Final Order by the Bankruptcy Court determining that the contract or lease is executory or unexpired, in which case the deemed assumptions and rejections provided for in the Plan shall not apply to such contract or lease.

### **3. Contracts and Leases Entered Into After the Petition Date**

Counterparties to contracts and leases entered into after the Petition Date by a Debtor, including any Executory Contract or Unexpired Lease assumed by a Debtor, must File a proof of claim for an Administrative Claim against the appropriate Debtor by the Administrative Claims Bar Date or have their rights with respect to such Administrative Claims forever waived and released; provided that this provision shall not apply to any Ally Contract Claims. Contracts and unexpired leases entered into after the Petition Date by any Debtor will vest in the Liquidating Trust.

### **4. Pre-existing Obligations to the Debtors Under Executory Contracts and Unexpired Leases**

Except as otherwise provided herein, each Executory Contract and Unexpired Lease not previously assumed shall be deemed automatically rejected pursuant to sections 365 and 1123 of the Bankruptcy Code as of the Effective Date, unless any such Executory Contract or Unexpired Lease: (i) is expressly identified on the Assumption Schedule; (ii) has been previously assumed by the Debtors by Final Order or has been assumed by the Debtors by order of the Bankruptcy Court as of the Effective Date, which order becomes a Final Order after the Effective Date; (iii) is the subject of a motion to assume pending as of the Effective Date; or (iv) is otherwise assumed pursuant to the terms herein. The Confirmation Order will constitute an order of the Bankruptcy Court approving such rejections pursuant to sections 365 and 1123 of the Bankruptcy Code as of the Effective Date or as otherwise set forth in the Plan Supplement.

All Proofs of Claim with respect to Claims arising from the rejection of Executory Contracts or Unexpired Leases, including any Executory Contracts or Unexpired Leases rejected or deemed rejected under the Plan, must be Filed in accordance with the procedures set forth in the Bar Date Order by the Rejection Damages Claim Bar Date or such Claims will be automatically disallowed, forever barred from assertion, and shall be unenforceable against the Debtors, the Liquidating Trust, or their assets or properties without the need for any objection by the Liquidating Trust or further notice to, or action, order, or approval of the Bankruptcy Court. All Allowed Claims arising from the rejection of the Debtors' Executory Contracts or Unexpired Leases will be classified as General Unsecured Claims against the applicable Debtor Groups and treated in accordance with the terms of Article III.

The deadline to object to Claims arising from the rejection of Executory Contracts or Unexpired Leases, if any, shall be the Claims Objection Deadline.

**5. Nonoccurrence of Effective Date**

In the event that the Effective Date does not occur, the Bankruptcy Court shall retain jurisdiction with respect to any consensual request, pursuant to Bankruptcy Code Section 365(d)(4), to extend the deadline for assuming or rejecting Executory Contracts and Unexpired Leases.

**6. No Change in Control**

The consummation of the Plan or the assumption of any Executory Contract or unexpired lease is not intended to, and shall not, constitute a change in ownership or change in control under any employee benefit plan or program, financial instrument, loan or financing agreement, Executory Contract or Unexpired Lease or contract, lease or agreement in existence on the Effective Date to which a Debtor is a party.

**M. Surrender of Existing Publicly Traded Securities**

On the Effective Date, or as soon as reasonably practicable thereafter, the Junior Secured Notes Indenture Trustee, with the cooperation of the Debtors or the Liquidating Trust, as applicable, shall direct DTC and any other applicable securities depository to surrender the Junior Secured Notes to the Junior Secured Notes Indenture Trustee. All payments by the Junior Secured Notes Indenture Trustee to Registered Holders of Junior Secured Notes Claims shall be made to such holder only after (i) the surrender by each such holder of the debt securities representing such Junior Secured Notes Claim or appropriate instructions from the applicable securities depository have been received by the Junior Secured Notes Indenture Trustee; or (ii) the loss, theft, mutilation, or destruction of such debt securities has been established to the reasonable satisfaction of the Junior Secured Notes Indenture Trustee, which satisfaction may require such Registered Holder to submit a lost instrument affidavit and an indemnity bond holding the Debtors, the Liquidating Trust, and the Junior Secured Notes Indenture Trustee harmless in respect of such debt securities and distributions made in respect thereof. Each Registered Holder shall be deemed to have surrendered such debt securities as of the date it has complied with the foregoing conditions. Upon surrender of such debt securities, the Junior Secured Notes Indenture Trustee shall cancel and destroy such debt securities. As soon as practicable after the surrender date, the Junior Secured Notes Indenture Trustee shall distribute to Junior Secured Noteholders such holder's pro rata share of the distribution, but subject to the rights of the Junior Secured Notes Indenture Trustee to assert its Junior Secured Notes Indenture Trustee Charging Lien against such distribution. Any Registered Holder that fails to surrender such debt securities or, if applicable, satisfactorily explain the loss, theft, mutilation or destruction of such debt securities to the Junior Secured Notes Indenture Trustee within one (1) year of the Effective Date shall be deemed to have no further Claim against the Debtors, the Liquidating Trust, or the Junior Secured Notes Indenture Trustee in respect of such Claim and shall not be entitled to receive any distribution under the Plan. All property in respect of such forfeited distributions, including interest thereon, shall, subject to the Junior Secured Notes Indenture

Trustee Charging Lien, be promptly returned to the Liquidating Trust by the Junior Secured Notes Indenture Trustee and any such debt securities shall be cancelled.

On the Effective Date, or as soon as reasonably practicable thereafter, the Senior Unsecured Notes Indenture Trustee, with the cooperation of the Debtors or the Liquidating Trust, as applicable, shall advise DTC and any other applicable securities depository of the occurrence of such Effective Date and the cancellation of the Debtors obligations with respect to the Senior Unsecured Notes, but not to terminate the CUSIP or ISIN numbers of the Senior Unsecured Notes. At such time as the Senior Unsecured Notes Indenture Trustee is prepared to release the Units it received on account of the Senior Unsecured Notes Claims, it may request that such depositories surrender the Senior Unsecured Notes, if deemed appropriate, or with the cooperation of the Debtors or the Liquidating Trust, issue such other instructions to DTC and any other securities depository, as appropriate to effectuate the distributions contemplated under the Plan; provided, however, that nothing herein shall contravene the effectiveness of the Senior Unsecured Notes as set out in Article V.F. No distributions under the Plan shall be made for or on behalf of a Registered Holder unless and until (i) such debt securities have been received by the applicable Indenture Trustee or other appropriate instructions have been issued or received by the applicable Indenture Trustee; or (ii) the loss, theft, or destruction of such debt securities has been established to the reasonable satisfaction of the Senior Unsecured Notes Indenture Trustee, which satisfaction may require such Registered Holder to submit a lost instrument affidavit and an indemnity bond holding the Debtors, the Liquidating Trust, and the Senior Unsecured Notes Indenture Trustee harmless in respect of such debt securities and any distributions to be made in respect thereof. Each Registered Holder shall be deemed to have surrendered such debt securities as of the date it has complied with the foregoing conditions. On such surrender or deemed surrender date, the Senior Unsecured Noteholders shall be entitled to receive distributions pursuant to the Plan. If required by the Senior Unsecured Notes Indenture Trustee, any Registered Holder that fails to surrender such debt securities or, if applicable, satisfactorily explain the loss, theft, or destruction of such debt securities to the Senior Unsecured Notes Indenture Trustee within one (1) year of the Effective Date shall be deemed to have no further Claim against the Debtors, the Liquidating Trust, or the Senior Unsecured Notes Indenture Trustee in respect of such Claim and shall not be entitled to receive any distribution under the Plan. All property in respect of such forfeited distributions, including interest thereon, shall be promptly returned to the Liquidating Trust by such Indenture Trustee and any such debt securities shall be cancelled.

**N. Minimum Distributions; Foreign Exchange Rate; and Other Distribution Limitations**

Other than with respect to Allowed General Unsecured Convenience Claims and Allowed ETS Unsecured Claims, no Cash payment of less than \$50 shall be made to a holder of an Allowed Claim on account of such Allowed Claim. If a holder of an Allowed Claim would be entitled to receive less than \$50 as of the time of a particular distribution, but would be entitled to receive more than \$50 in combination with later distributions, the Disbursing Agent will combine such distributions with later distributions to such holder of an Allowed Claim so that such holder may eventually be entitled to a distribution of at least \$50 in value.

Whenever any payment of Cash of a fraction of a dollar pursuant to the Plan would otherwise be required, the actual payment shall reflect a rounding of such fraction to the nearest whole dollar (up or down), with half dollars or less being rounded down.

Except as otherwise provided in the Plan or a Bankruptcy Court order, as of the Effective Date, any Claim asserted in currency other than United States dollars shall be automatically deemed converted to the equivalent United States dollar value using the exchange rate as of the Petition Date as quoted at 4:00 p.m. (EDT), mid-range spot rate of exchange for the applicable currency as published in The Wall Street Journal, National Edition, on the Petition Date.

**O. Undeliverable Distributions and Unclaimed Property**

In the event that any distribution to a holder of an Allowed Claim is returned as undeliverable, no distribution to such holder shall be made unless and until the Disbursing Agent has determined the then current address of such holder, at which time such distribution shall be made to such holder without interest; provided, however, that such distributions shall be deemed unclaimed property under Bankruptcy Code section 347(b) at the expiration of six (6) months from the applicable date of distribution. After such date, all unclaimed property or interests in property shall revert to the Liquidating Trust (notwithstanding any applicable federal or state escheat, abandoned, or unclaimed property laws to the contrary), and the Claim of any holder to such property or interest in property shall be released, settled, compromised, and forever barred.

**P. Compliance with Tax Requirements**

In connection with the Plan, to the extent applicable, the Disbursing Agent shall comply with all tax withholding and reporting requirements imposed upon it by any Governmental Unit, and all distributions pursuant to the Plan shall be subject to such withholding and reporting requirements. Notwithstanding the above, each holder of an Allowed Claim that is to receive a distribution under the Plan shall have the sole and exclusive responsibility for the satisfaction and payment of any taxes imposed on such holder by any Governmental Unit, including income, withholding and other tax obligations, on account of such distribution. The Disbursing Agent has the right, but not the obligation, not to make a distribution until such holder has made arrangements satisfactory to the Disbursing Agent for payment of any such withholding tax obligations and, if the Disbursing Agent fails to withhold with respect to any such holder's distribution, and is later held liable for the amount of such withholding, the holder shall reimburse the Disbursing Agent. Notwithstanding any provision in the Plan to the contrary, the Disbursing Agent shall be authorized to take all actions necessary or appropriate to comply with such withholding and reporting requirements, including liquidating a portion of the distribution to be made under the Plan to generate sufficient funds to pay applicable withholding taxes, withholding distributions pending receipt of information necessary to facilitate such distributions, or establishing any other mechanisms it believes are reasonable and appropriate. The Disbursing Agent may require, as a condition to the receipt of a distribution, that the holder complete the appropriate Form W-8 or Form W-9, as applicable to each holder. If the holder fails to comply with such a request within six months, such distribution shall be deemed an

unclaimed distribution. Finally, the Disbursing Agent reserves the right to allocate all distributions made under the Plan in compliance with all applicable wage garnishments, alimony, child support, and other spousal awards, Liens, and encumbrances.

**Q. Setoffs and Recoupment**

The Liquidating Trust may, but shall not be required to, setoff against or recoup from any Claims of any nature whatsoever that it may have against the claimant, including any Causes of Action transferred to the Liquidating Trust by the Debtors, but neither the failure to do so nor the Allowance of any Claim shall constitute a waiver or release by the Debtors or the Liquidating Trust of any such Claim it may have against the holder of such Claim.

Before the Liquidating Trust can set-off or recoup against the distribution to be made on account of an Allowed Claim, the holder of the Claim shall be served with written notice of the proposed setoff or recoupment at least thirty (30) days prior to the Liquidating Trust exercising any asserted setoff or recoupment right, and, if such claimant serves a written objection to such asserted setoff or recoupment on or before thirty (30) days of receipt of such written notice, (i) the objection shall be deemed to initiate a contested matter governed by, inter alia, Bankruptcy Rule 9014 and Local Bankruptcy Rules 9014-1 and 9014-2, (ii) nothing herein shall affect the respective burden of each party in connection with such contested matter, and (iii) the Liquidating Trust shall not proceed with the asserted setoff or recoupment absent the withdrawal of such objection or the entry of a Final Order overruling such objection.

**R. Interest on Claims**

Except as specifically provided for in the Plan, no Claims, Allowed or otherwise (including Administrative Claims), shall be entitled, under any circumstances, to receive any interest on a Claim.

**S. Claims Paid or Payable by Third Parties**

**1. Claims Paid by Third Parties**

Except as otherwise provided herein, including with respect to the Ally Contract Claims, the Debtors, on or prior to the Effective Date, or the Liquidating Trust, after the Effective Date, shall reduce a Claim, and such Claim shall be disallowed without a Claims objection having to be Filed and without any further notice, action, order, or approval of the Bankruptcy Court, to the extent that the holder of such Claim receives payment on account of such Claim from a party that is not a Debtor, the Liquidating Trust, or other party making distributions on account of the Claim pursuant to the Plan.

**2. Claims Payable by Insurers**

Except as otherwise provided herein, including with respect to the rights of (i) the Kessler Settlement Class and (ii) other creditors who have entered into a settlement agreement with the Debtors prior to the Effective Date, in and to the GM Insurance Rights as provided herein and in the Kessler Settlement Agreement, and the Ally Contract Claims

(a) no distributions under the Plan shall be made on account of an Allowed Claim that is payable pursuant to one of the Debtors' insurance policies, excluding the GM Policies, until the holder of such Allowed Claim has exhausted all remedies with respect to such insurance policy and (b) to the extent that one or more of the Debtors' insurers agrees to satisfy in full a Claim (if and to the extent adjudicated by a court of competent jurisdiction), then immediately upon such insurers' payment, such Claim may be expunged without an objection to such Claim having to be Filed and without any further notice to or action, order, or approval of the Bankruptcy Court, provided, that if a Debtor or the Liquidating Trust believes a holder of an Allowed Claim has recourse to an insurance policy and intends to withhold a distribution pursuant to this Article VII.K, the Debtor, prior to the Effective Date, or Liquidating Trust, following the Effective Date, shall provide written notice to such holder as to what the Debtor or Liquidating Trust believes to be the nature and scope of applicable insurance coverage. Except as otherwise provided in the Plan, nothing contained in the Plan shall constitute or be deemed a waiver of any Cause of Action that the Debtors or the Liquidating Trust or any Entity may hold against any other Entity, including insurers under any policies of insurance, nor shall anything contained herein constitute or be deemed a waiver by such insurers of any Insurance Defenses.

**T. Allowed Unsecured Claims for Which More than One Debtor in a Debtor Group Is Jointly and/or Severally Liable**

Where a Creditor holds Allowed Unsecured Claims for which more than one Debtor in a Debtor Group is jointly and/or severally liable, such creditor shall only receive one recovery from the Debtor Group on account of such Claim. This provision shall not affect distributions on account of such Creditor's Allowed Claims, if any, against the Debtors in another Debtor Group.

**U. Distributions Free and Clear**

Except as otherwise provided herein, any distributions under the Plan shall be free and clear of any Liens, Claims, and encumbrances, and no other Entity, including the Debtors, the Liquidating Trust, or the Disbursing Agent shall have any interest (legal, beneficial or otherwise) in property of the Estate distributed pursuant to the Plan, except that (i) distributions on account of Senior Unsecured Note Claims shall remain subject to the Senior Unsecured Notes Indenture Trustee Charging Lien; and (ii) distributions on account of Junior Secured Notes Claims shall remain subject to the Junior Secured Notes Indenture Trustee Charging Lien.

**V. Procedures for Resolving Disputed Claims**

**1. Resolution of Disputed Claims**

The provisions of this Article VIII of the Plan shall govern the resolution of Disputed Claims to the extent not otherwise provided for in the Plan or in any other trust agreement (such as the RMBS Claims Trust Agreement, the Private Securities Claims Trust Agreement or the Borrower Claims Trust Agreement) or plan of allocation (such as the RMBS Trust Allocation Protocol) approved under the Plan. To the extent the provisions of any such trust agreement or



plan of allocation address specific matters set forth in Article VIII of the Plan, the provision of such trust agreement or plan of allocation shall govern.

**W. Claims Estimation; Allowance**

**1. Allowance of Claims**

On or after the Effective Date, the Liquidating Trust shall have and shall retain any and all rights and defenses that the Debtors had with respect to any Claim, except with respect to any Claim (i) deemed Allowed as of the Effective Date or (ii) waived, relinquished, exculpated, released, compromised, settled, or Allowed in the Plan or in a Final Order. Except as otherwise provided in the Plan or in any order entered in the Chapter 11 Cases prior to the Effective Date, including the Confirmation Order, no Claim shall become an Allowed Claim unless and until such Claim is deemed Allowed (a) under the Plan or the Bankruptcy Code or (b) by Final Order of the Bankruptcy Court, including the Confirmation Order.

**2. Prosecution of Objections to Claims**

On the Effective Date, the Liquidating Trust will have the exclusive authority to: (a) File, withdraw, or litigate to judgment objections to Claims or Equity Interests (other than Borrower Claims, Private Securities Claims, and the NJ Carpenters Claims); (b) settle or compromise (or decline to do any of the foregoing) any Disputed Claim (other than Borrower Claims, Private Securities Claims, and NJ Carpenters Claims) or Cause of Action (other than the Borrower-Related Causes of Action) without any further notice to or action, order, or approval by the Bankruptcy Court; and (c) administer and adjust the Claims Register to reflect any such settlements or compromises without any further notice to or action, order, or approval by the Bankruptcy Court.

**3. Claims Estimation**

The Plan Proponents, prior to the Effective Date, or the Liquidating Trust or Borrower Claims Trust (to the extent provided for in the Borrower Claims Trust Agreement), as applicable, following the Effective Date, may request that the Bankruptcy Court estimate any disputed, contingent, or unliquidated Claim to the extent permitted by Bankruptcy Code section 502(c) regardless of whether the Plan Proponents (prior to the Effective Date) or the Liquidating Trust or Borrower Claims Trust (following the Effective Date) has previously objected to such Claim or whether the Bankruptcy Court has ruled on any such objection. Among other things, the Plan Proponents may request that the Bankruptcy Court estimate the Recognized RMBS Claims in the amounts set out in the RMBS Trust Claims Schedules for the purpose of implementing the RMBS Trust Allocation Protocol. The Bankruptcy Court shall have jurisdiction to estimate any Claim at any time during litigation concerning any objection to such Claim, including during the pendency of any appeal relating to any such objection. Except as set forth below with respect to reconsideration under section 502(j) of the Bankruptcy Code, in the event that the Bankruptcy Court estimates any Disputed Claim, contingent Claim, or unliquidated Claim, that estimated amount shall constitute either the Allowed amount of such Claim or a

maximum limitation on such Claim for all purposes under the Plan, including for purposes of distributions. If the estimated amount constitutes a maximum limitation on such Claim, the Liquidating Trust or Borrower Claims Trust (to the extent provided for in the Borrower Claims Trust Agreement) may elect to pursue any supplemental proceedings to object to any ultimate distribution on account of such Claim. Notwithstanding section 502(j) of the Bankruptcy Code, in no event shall any holder of a Claim that has been estimated pursuant to section 502(c) of the Bankruptcy Code or otherwise be entitled to seek reconsideration of such estimation unless such holder has Filed a motion requesting the right to seek such reconsideration on or before twenty-one (21) days after the date on which such Claim is estimated. All of the aforementioned Claims and objection, estimation, and resolution procedures are cumulative and not exclusive of one another. Claims may be estimated and subsequently compromised, settled, withdrawn, or resolved by any mechanism approved by the Bankruptcy Court.

#### **4. Expungement or Adjustment of Claims Without Objection**

Any Claim that has been paid, satisfied, or superseded may be expunged on the Claims Register by the Debtors' notice and claims agent, and any Claim that has been amended may be adjusted thereon by the Debtors' notice and claims agent, in both cases without a Claims objection having to be Filed and without any further notice to or action, order or approval of the Bankruptcy Court.

#### **5. Deadline to File Claims Objections**

Any objections to Claims shall be Filed by no later than the applicable Claims Objection Deadline.

#### **6. Disallowance of Claims**

Any Claims held by an Entity from which property is recoverable under Bankruptcy Code sections 542, 543, or 550, or that is a transferee of a transfer avoidable under Bankruptcy Code sections 522(f), 522(h), 544, 545, 547, 548, 549, or 724(a), shall be deemed disallowed pursuant to Bankruptcy Code section 502(d), and holders of such Claims may not receive any distributions on account of such Claims until such time as such Causes of Action against that Entity have been settled or a Final Order with respect thereto has been entered and all sums due, if any, by that Entity have been turned over or paid by such Entity to the Debtors or the Liquidating Trust.

**Except as otherwise agreed by the Liquidating Trust, any and all proofs of claim filed after the applicable Bar Date shall be deemed disallowed and expunged as of the Effective Date without any further notice to or action, order, or approval of the Bankruptcy Court, and holders of such Claims may not receive any distributions on account of such Claims, unless such late proof of claim is deemed timely filed by a Final Order of the Bankruptcy Court.**

## **7. Amendments to Claims**

On or after the Effective Date, a Claim may not be Filed or amended without prior authorization of the Bankruptcy Court or the Liquidating Trust, and any such new or amended Claim Filed without such prior authorization shall be deemed disallowed in full and expunged without any further action.

## **X. Settlement, Release, Injunction, and Related Provisions**

As discussed in detail in Article II above, the Plan contains the following settlements, Releases, exculpations, and injunctions:

### **1. Compromise and Settlement of Claims, Equity Interests, and Controversies**

In accordance with section 1123 of the Bankruptcy Code and Bankruptcy Rule 9019, and in consideration for the distributions and other benefits provided pursuant to the Plan, the provisions of the Plan shall constitute a good faith compromise of all Claims, Interests and controversies relating to the contractual, legal and subordination rights that a holder of a Claim may have with respect to any Allowed Claim or Equity Interest, or any distribution to be made on account of such Allowed Claim or Equity Interest. The entry of the Confirmation Order shall constitute the Bankruptcy Court's approval of the compromise or settlement of all such Claims, Interests and controversies, as well as a finding by the Bankruptcy Court that such compromise or settlement is in the best interests of the Debtors, their Estates and holders of Claims and Equity Interests and is fair, equitable and reasonable. In accordance with the provisions of the Plan, pursuant to section 363 of the Bankruptcy Code and Bankruptcy Rule 9019(a), without any further notice to or action, order or approval of the Bankruptcy Court, after the Effective Date, the Liquidating Trust may compromise and settle Claims against the Debtors and Causes of Action against other Entities.

### **2. Release of Liens**

**Except as otherwise provided in the Plan or in any contract, instrument, release, or other agreement or document created pursuant to the Plan, on the Effective Date and concurrently with the applicable distributions made pursuant to the Plan and, in the case of any Secured Claim, satisfaction in full of the portion of the Secured Claim that is Allowed as of the Effective Date, all mortgages, deeds of trust, Liens, pledges, or other security interests against any property of the Estates shall be fully released and discharged, and all of the right, title, and interest of any holder of such mortgages, deeds of trust, Liens, pledges, or other security interests shall vest in the Liquidating Trust.**

### **3. Releases by the Debtors**

**Pursuant to section 1123(b) of the Bankruptcy Code, for good and valuable consideration, including with respect to the Ally Released Parties, the Ally Contribution provided to the Estates under the Plan and otherwise, on and as of the Effective Date of the**

**Plan, the Debtor Released Parties are deemed released and discharged by the Debtors, the Estates and the Liquidating Trust from any and all Causes of Action whatsoever, whether known or unknown, asserted or unasserted, derivative or direct, foreseen or unforeseen, existing or hereinafter arising, in law, equity, or otherwise, whether for tort, fraud, contract, violations of federal or state securities laws, or otherwise, including those Causes of Action based on avoidance liability under federal or state laws, veil piercing or alter-ego theories of liability, a theory of debt recharacterization, or equitable subordination liability, arising from or related in any way to the Debtors, including those that any of the Debtors would have been legally entitled to assert against a Debtor Released Party in its own right (whether individually or collectively) or that any holder of a Claim or Equity Interest, the Liquidating Trust, or other Entity would have been legally entitled to assert on behalf of any of those Debtors or any of their Estates, including those in any way related to the Chapter 11 Cases or the Plan to the fullest extent of the law.**

**Entry of the Confirmation Order shall constitute the Bankruptcy Court's approval, under section 1123 of the Bankruptcy Code and Bankruptcy Rule 9019, of the Debtor Release, which includes by reference each of the related provisions and definitions contained in the Plan, and further, shall constitute the Bankruptcy Court's finding that the Debtor Release is: (1) in exchange for the good and valuable consideration provided by the Debtor Released Parties; (2) a good faith settlement and compromise of the claims released by the Debtors' release; (3) in the best interests of the Debtors, the Estates, the Liquidating Trust and all holders of Claims and Equity Interests; (4) fair, equitable and reasonable; (5) given and made after due notice and opportunity for a hearing; and (6) a bar to the Debtors, the Liquidating Trust and any holder of a Claim or Equity Interest or other Entity who would have been legally entitled to assert such Claim or Equity Interest on behalf of any of the Debtors or any of their Estates from asserting any Claim or Cause of Action released pursuant to the Debtors' release.**

#### **4. Third Party Releases by Holders of Claims and Equity Interests**

**On and as of the Effective Date of the Plan, the holders of Claims and Equity Interests, shall be deemed to provide a full and complete discharge and release to the Ally Released Parties and their respective property from any and all Causes of Action whatsoever, whether known or unknown, asserted or unasserted, derivative or direct, foreseen or unforeseen, existing or hereinafter arising, in law, equity, or otherwise, whether for tort, fraud, contract, violations of federal or state securities laws, veil piercing or alter-ego theories of liability, contribution, indemnification, joint liability, or otherwise, arising from or related in any way to the Debtors, including those in any way related to RMBS issued and/or sold by the Debtors or their affiliates and/or the Chapter 11 Cases or the Plan, and any obligations under the DOJ/AG Settlement, the Consent Order, and the Order of Assessment.**

**Entry of the Confirmation Order shall constitute the Bankruptcy Court's approval, under section 1123 of the Bankruptcy Code and Bankruptcy Rule 9019, of the Third Party Release, and further, shall constitute the Bankruptcy Court's finding that this Third Party Release is: (1) in exchange for the good, valuable and substantial**

consideration provided by the Ally Released Parties; (2) in the best interests of the Debtors, the Estates, the Liquidating Trust and all holders of Claims and Equity Interests; (3) fair, equitable and reasonable; (4) given and made after due notice and opportunity for a hearing; (5) justified by truly unusual circumstances; (6) an essential component and critical to the success of the Plan; (7) resulted in distributions to the Creditors that would otherwise have been unavailable; (8) the result of an identity of interest between the Debtors and the Ally Released Parties regarding the Plan; and (9) a bar to any party asserting a claim or cause of action released pursuant to this Third Party Release against any of the Ally Released Parties.

#### **5. Third Party Release Carve-Out**

Notwithstanding anything to the contrary herein, the Third Party Release shall not apply to any claims held by: (i) the FDIC, in its capacity as a receiver, against Ally, (ii) the FHFA against Ally; and (iii) Fannie Mae against Ally Bank, including, without limitation, any claims of Fannie Mae against Ally Bank for continuing liabilities, obligations, and duties owed by Ally Bank to Fannie Mae under the Fannie Mae Contract, including the obligations and duties to honor all selling and servicing representations and warranties related to the portfolio of loans sold and/or serviced, or that were previously serviced, by Ally Bank.

For the avoidance of doubt, Released Claims in connection with this Article V.X.5. shall constitute any Claims, Equity Interests, Causes of Action or liabilities against the Debtors held by Ally or Fannie Mae.

Nothing in the Plan releases AFI or any other party from the obligations under the Employees Retirement Plan for GMAC Mortgage Group, LLC (the "Pension Plan") and ERISA. Notwithstanding the foregoing, upon the Effective Date, the Debtors and the Plan Trusts shall be released from all obligations under the Pension Plan and ERISA related thereto, except for any Claims for fiduciary breaches or prohibited transactions (as defined in ERISA) relating to the Pension Plan under applicable law.

#### **6. Ally Releases**

Except with respect to the Ally Contract Claims, on and as of the Effective Date of the Plan, the Ally Released Parties shall release the Creditors' Committee, the Debtors, and the Consenting Claimants and their respective successors and assigns, members, partners, advisors, and Representatives, in their capacities as such, from any and all Causes of Action whatsoever, whether known or unknown, asserted or unasserted, foreseen or unforeseen, existing or hereinafter arising, in law, equity, or otherwise arising from or related to the Debtors' liquidation, including the negotiation, formulation, or preparation of the Plan Support Agreement, the Plan, the Disclosure Statement, and any other Plan Documents and related disclosures, as well as any counterclaims in commenced or tolled litigation with the Debtors or the Consenting Claimants.

## **7. Exculpation**

The Exculpated Parties shall neither have, nor incur, any liability to any entity for any pre-petition or post-petition act or omission taken in connection with, or related to, formulating, negotiating, preparing, disseminating, soliciting, implementing, administering, confirming, or effecting the consummation of any prepetition plan support agreements, the Plan Support Agreement, the Plan, the Disclosure Statement, the FGIC Settlement Agreement, the Kessler Settlement Agreement, the RMBS Settlement, or any contract, instrument, release, or other agreement or document created or entered into in connection with the Plan provided, that the foregoing provisions of this exculpation shall have no effect on the liability of any entity that results from any such act that is determined in a final, non-appealable order to have constituted gross negligence or willful misconduct; provided, further, that the Exculpated Parties shall be entitled to rely upon the advice of counsel and financial advisors concerning his, her, or its duties pursuant to, or in connection with, any prepetition plan support agreement, the Plan Support Agreement, the Plan, the Disclosure Statement, the FGIC Settlement Agreement, and the RMBS Settlement.

## **8. Injunction**

Except as otherwise provided in the Confirmation Order or in the Plan, and in accordance with Article IX.E. of the Plan, all Entities, including Investors, who have held, hold or may hold Claims, Equity Interests, Causes of Action or liabilities that constitute Released Claims, are permanently enjoined and precluded, from and after the effective date of the Plan, from: (a) commencing or continuing in any manner or action or other proceeding of any kind against any Released Party whether directly, derivatively or otherwise, on account of or in connection with or with respect to any Released Claims; (b) enforcing, attaching, collecting or recovering by any manner or means any judgment, award, decree or order against any Released Party on account of or in connection with or with respect to any Released Claims; (c) creating, perfecting or enforcing any lien (other than any charging lien of a trustee under its respective indenture), claim or encumbrance of any kind against any Released Party on account of or in connection with or with respect to any Released Claims; (d) asserting any right to setoff, subrogation or recoupment of any kind against any obligation due from any Released Party on account of or in connection with or with respect to any Released Claims unless such holder has filed a motion requesting the right to perform such setoff on or before the Confirmation Date, and notwithstanding any indication in a Proof of Claim or Equity Interest or otherwise that such holder asserts, has or intends to preserve any right of setoff pursuant to section 553 of the Bankruptcy Code or otherwise; (e) commencing or continuing in any manner or action or other proceeding of any kind against any Released Party on account of or in connection with or with respect to any Released Claims; and (f) seeking relief or collecting judgments on an Investor-related securities claim in a manner that fails to conform with the terms of the judgment reduction provision set forth in the Plan and the Confirmation Order; provided, that nothing contained herein shall be construed to prevent any entity from objecting to claims or defending against claims objections or collection actions whether by asserting a right of setoff or otherwise to the extent permitted by law. Such injunction shall extend to the successors of the Liquidating Trust, if any, and to their respective properties

**and interests in property. Any person injured by any willful violation of this injunction shall be entitled to recover actual damages, including costs and attorneys' fees and, in appropriate circumstances, may recover punitive damages from the willful violator.**

#### **9. Waiver of Subrogation**

The GMACM Debtors and the RFC Debtors hereby release the ResCap Debtors from any and all liability or responsibility to the GMACM Debtors and the RFC Debtors or any entity claiming through or under the GMACM Debtors and the RFC Debtors by way of subrogation or otherwise, whether known or unknown, asserted or unasserted, derivative or direct, foreseen or unforeseen, existing or hereinafter arising, in law, equity, or otherwise, whether for tort, fraud, contract, violations of federal or state securities laws, or otherwise, including those subrogated Causes of Action based on avoidance liability under federal or state laws, veil piercing or alter-ego theories of liability, a theory of debt recharacterization, or equitable subordination liability, arising from or related in any way to the Debtors, including those that any of the Debtors would have been legally entitled to assert against a Released Party in its own right (whether individually or collectively) or that any holder of a Claim or Equity Interest, the Liquidating Trust, or other entity would have been legally entitled to assert on behalf of any of those Debtors or any of their Estates, including those in any way related to the Chapter 11 Cases or the Plan to the fullest extent of the law.

#### **10. Judgment Reduction for Co-Defendants in Securities Litigation**

The Plan provides for a Third Party Release for the Ally Released Parties, including the release of any claims for contribution and indemnity that the defendants in Investor-related securities litigation may have against an Ally Released Party. In light of the Third Party Release, Article IX.K of the Plan (the "Judgment Reduction Provision") provides that a defendant against whom a judgment is obtained on an Investor-related securities claim, where such defendant has a claim for indemnity or contribution that is subject to the Third Party Releases, shall be entitled to a judgment credit in the underlying litigation in accordance with, and to the extent permitted under, applicable statutory or common law, as determined by a court of competent jurisdiction.

Article IX.K of the Plan provides:

A defendant against whom a judgment of a court of competent jurisdiction is obtained (whether in a proceeding now pending or hereafter commenced) on an Investor-related securities claim where such defendant has a claim for indemnity or contribution that is subject to the Third Party Releases shall be entitled to a judgment credit in the underlying litigation in accordance with, and to the extent permitted under, applicable statutory or common law, as determined by a court of competent jurisdiction. Notwithstanding the foregoing and without limitation (i) no Ally Released Party shall be deemed to have admitted to such fault by virtue of this provision; (ii) nothing herein shall create any right for a defendant that it does not have under applicable statutory or common law, if any, to obtain discovery from any Ally Released Party, or create an obligation for any Ally Released Party to participate in any proceeding to determine fault that does not exist under applicable statutory or common law, if any, in connection with such

claim; and (iii) no finding in any proceeding to determine fault shall create any claim against any Ally Released Party or obligation of any Ally Released Party to satisfy any claim. For the avoidance of doubt, all parties' rights under applicable law with respect to discovery and any Ally Released Party's participation in any proceeding to determine fault are preserved.

The Judgment Reduction Provision does not impair or enhance the rights of either the plaintiffs or the defendants in the underlying Investor-related securities litigations. There are currently Investor-related securities litigations that may implicate rights of contribution or indemnity and the Third Party Release in the following jurisdictions: California, Illinois, Indiana, Kansas, Massachusetts, Minnesota, New York, New Jersey, and Ohio. In addition, Investor-related securities plaintiffs have tolled claims in actions that could be commenced in the following jurisdictions: Florida, Illinois, Iowa, New Jersey, New York, and Israel. Judgment reduction and contribution law in jurisdictions beyond the forum of any particular litigation, including Israel, Ireland and Germany, may apply depending on questions of choice of law.

Certain parties have raised issues with the Judgment Reduction Provision that the Plan Proponents hope to resolve prior to confirmation.

## **Y. Conditions Precedent to Confirmation and Consummation of the Plan**

### **1. Conditions Precedent to Confirmation**

It shall be a condition to Confirmation of the Plan that the following conditions shall have been satisfied or waived in accordance with the terms of the Plan:

(a) Court approval of the Disclosure Statement in a form and substance reasonably acceptable to the Plan Proponents, Ally, and the Consenting Claimants, as containing adequate information with respect to the Plan within the meaning of section 1125 of the Bankruptcy Code;

(b) The Plan shall be reasonably acceptable to the Plan Proponents, Ally and each of the Consenting Claimants, in accordance with the terms of the Plan Support Agreement;

(c) The Confirmation Order shall be reasonably acceptable to the Plan Proponents, Ally, and each of the Consenting Claimants;

(d) The Plan Supplement and any related documentation shall be reasonably satisfactory to the Plan Proponents, Ally, and each of the Consenting Claimants;

(e) Court approval of the RMBS Settlement pursuant to Bankruptcy Rule 9019; and

(f) No Plan modifications that have altered distributions to be made under the Plan shall have occurred without the consent of the Plan Proponents, Ally, and each of the Consenting Claimants;

(g) Court approval of the Third Party Releases, Debtor Releases and Exculpation provisions in the Plan, without any modification thereto.



## 2. Conditions Precedent to Consummation

It shall be a condition to the Plan Effective Date that the following conditions shall have been satisfied or waived pursuant to Article X.C of the Plan:

(a) the Bankruptcy Court shall have entered the Confirmation Order, which shall grant final approval of the Plan, including all settlements therein, the Debtor Releases, the Third Party Releases, the injunctions, and exculpation of the Exculpated Parties;

(b) the Confirmation Order shall not have been stayed, modified, or vacated on appeal, and the time to appeal shall have passed;

(c) on or before September 16, 2013, the FGIC Rehabilitation Court shall have entered an order substantially in the form attached to the FGIC Settlement Agreement as Exhibit E (or such other form as agreed to by FGIC, the Debtors, and the RMBS Trustees) approving the Plan Support Agreement (as it relates to FGIC) and the FGIC Settlement Agreement, including the settlement and release of all present and future claims against FGIC under or relating to the FGIC Policies;

(d) the Bankruptcy Court shall have entered an order substantially in the form attached to the FGIC Settlement Agreement as Exhibit D (or such other form as agreed to by FGIC, the Debtors, and the RMBS Trustees and counsel for the Institutional Investors) approving the FGIC Settlement Agreement, including the settlement and release of all present and future claims against FGIC under or relating to the FGIC Policies and the allowance of FGIC's General Unsecured Claims against the Debtors, pursuant to a Bankruptcy Rule 9019 motion, which order shall include a finding that the transactions contemplated by the FGIC Settlement Agreement are in the best interests of the RMBS Trusts;

(e) Ally will have funded at least \$1,950,000,000 of the Ally Contribution;

(f) the Liquidating Trust Agreement, the RMBS Claims Trust Agreement, the Private Securities Claims Trust Agreement and the Borrower Claims Trust Agreement shall have been executed;

(g) the Ally Contract Claims and any other Claims held by Ally Allowed under the Plan, will have been Allowed, deemed indefeasible, and approved by the Bankruptcy Court without subordination of any kind, and satisfied as set forth herein;

(h) subject to Article IV.C. of the Plan, the Available Assets shall have been transferred to the Liquidating Trust;

(i) the Professional Fee Escrow Account shall have been funded;

(j) all material governmental and third party approvals and consents, including Bankruptcy Court approval, and approvals Ally may be required to obtain, necessary in connection with the transactions contemplated by the Plan, shall have been obtained and be in full force and effect, and all applicable waiting periods shall have expired without any

action being taken or threatened by any competent authority that would restrain, prevent, or otherwise impose materially adverse conditions on such transactions; and

(k) all other actions, documents, and agreements necessary to implement the Plan as of the Effective Date will have been delivered and all conditions precedent thereto will have been satisfied or waived.

### **3. Waiver of Conditions**

The Plan Proponents shall have the right to waive one or more of the conditions to Confirmation and Consummation of the Plan set forth in Articles X.A and X.B(b), and (e) through (k), with the Consent of Ally and the Consenting Claimants, and, solely with respect to such waivers of the conditions set forth in Article X.B(c) and (d) of the Plan with the consent of FGIC and the RMBS Trustees, at any time without notice, leave, or order of the Bankruptcy Court or any formal action other than proceeding to confirm or consummate the Plan.

### **4. Effect of Nonoccurrence of Conditions to Consummation**

Each of the conditions to the Effective Date must be satisfied or duly waived, and the Effective Date must occur on or before the earlier of thirty (30) days after the Confirmation Date or December 15, 2013. If the Effective Date has not occurred on or before the earlier of thirty (30) days after the Confirmation Date or December 15, 2013, then upon motion by the Plan Proponents or Ally made before the Effective Date and a hearing, the Confirmation Order may be vacated by the Bankruptcy Court; provided, however, that notwithstanding the Filing of such motion to vacate, the Confirmation Order may not be vacated if the Effective Date occurs before the Bankruptcy Court enters an order granting such motion. If the Confirmation Order is vacated, then except as provided in any order of the Bankruptcy Court vacating the Confirmation Order, the Plan will be null and void in all respects, including the discharge of Claims and termination of Interests pursuant to the Plan and section 1141 of the Bankruptcy Code and the assumptions, assignments or rejections of Executory Contracts, and nothing contained in the Plan or Disclosure Statement shall: (1) constitute a waiver or release of any Claims, Equity, Interests or Causes of Action; (2) prejudice in any manner the rights of any Debtor or any other Entity; or (3) constitute an admission, acknowledgment, offer or undertaking of any sort by such Debtor or any other Entity.

## **Z. Modification, Revocation, or Withdrawal of the Plan**

### **1. Modification and Amendments**

Subject to the terms of the Plan Support Agreement, the Plan Proponents may amend, modify, or supplement the Plan pursuant to Bankruptcy Code section 1127(a) at any time prior to the Confirmation Date; provided, that the Plan Proponents obtain the consent, which shall not be unreasonably withheld, of the Settling Parties in accordance with the terms of the Plan Support Agreement. After the Confirmation Date, but prior to Consummation of the Plan, the Plan Proponents may with the consent of the other Settling

Parties, which shall not be unreasonably withheld, in accordance with the terms of the Plan Support Agreement, amend, modify, or supplement the Plan without further order of the Bankruptcy Court to remedy any defect or omission or reconcile any inconsistencies in the Plan or the Confirmation Order. At all times, the Plan Proponents may amend, modify, or supplement the Plan without the consent of any other Entity to the extent that such amendments, modifications, or supplements are non-material. At any time, at the request of the RMBS Trustees, Art. IV.C.3 of the Plan may be amended as will be required to preserve the REMIC tax status of the RMBS Trusts notwithstanding the distribution of Units to the RMBS Claims Trust under the Plan on behalf of the RMBS Trusts, and such amendment will be deemed non-material.

## **2. Effect of Confirmation on Modifications**

Pursuant to Bankruptcy Code Section 1127(a), entry of a Confirmation Order shall mean that all modifications or amendments to the Plan since the solicitation thereof are approved and do not require additional disclosure or re-solicitation under Bankruptcy Rule 3019.

## **3. Revocation or Withdrawal of the Plan**

Subject to the terms of the Plan Support Agreement and conditions to the Effective Date, the Plan Proponents reserve the right to revoke or withdraw the Plan prior to the Confirmation Date and to File subsequent chapter 11 plans. If the Plan Proponents revoke or withdraw the Plan, or if Confirmation or Consummation does not occur, then: (i) the Plan shall be null and void in all respects; (ii) any settlement or compromise embodied in the Plan (including the fixing or limiting to an amount certain of any Claim or Equity Interest or Class of Claims or Equity Interests), assumption or rejection of Executory Contracts or Unexpired Leases effected by the Plan, and any document or agreement executed pursuant to the Plan shall be deemed null and void except as may be set forth in a separate order entered by the Bankruptcy Court; and (iii) nothing contained in the Plan shall constitute a waiver or release of any Claims or Equity Interests or prejudice in any manner the rights of the Plan Proponents, the Settling Parties, or any other Entity, or constitute an admission, acknowledgement, offer, or undertaking of any sort by the Plan Proponents or any other Entity.

### **AA. Retention of Jurisdiction**

Notwithstanding the entry of the Confirmation Order and the occurrence of the Effective Date, on and after the Effective Date, the Bankruptcy Court will retain exclusive jurisdiction over all matters arising out of, or related to, the Chapter 11 Cases and the Plan pursuant to Sections 105(a) and 1142 of the Bankruptcy Code, including jurisdiction, as set forth in further detail in Article XII of the Plan.

**BB. Miscellaneous Plan Provisions**

**1. Immediate Binding Effect**

Subject to Article X.A of the Plan and notwithstanding Bankruptcy Rules 3020(e), 6004(h), 7062, or otherwise, upon the occurrence of the Effective Date, the terms of the Plan shall be immediately effective and enforceable and deemed binding upon the Debtors, the Liquidating Trust, and any and all holders of Claims or Equity Interests (irrespective of whether such Claims or Equity Interests are presumed to have accepted the Plan), all Entities that are parties to or are subject to the settlements, compromises, releases, discharges, and injunctions described in the Plan, each Entity acquiring property under the Plan, and any and all non-Debtor parties to Executory Contracts and Unexpired Leases with any Debtor.

Notwithstanding anything in Bankruptcy Rule 3020(e) to the contrary, (i) the entry of the Confirmation Order shall constitute a Final Order and the period in which an appeal must be filed shall commence upon the entry thereof, and (ii) the Confirmation Order shall take effect immediately upon its entry and the Plan Proponents are authorized to consummate the Plan immediately after entry of the Confirmation Order and the satisfaction or waiver of all other conditions to the Effective Date of the Plan, in accordance with the terms of the Plan.

**2. Additional Documents**

On or before the Effective Date, the Plan Proponents may File with the Bankruptcy Court any and all agreements and other documents that may be necessary or appropriate in order to effectuate and further evidence the terms and conditions of the Plan.

**3. Payment of Statutory Fees<sup>95</sup>**

Notwithstanding the grouping of the Debtors described in Article II.K, on the Effective Date, and thereafter as may be required, each of the Debtors shall (i) pay all the respective fees payable pursuant to section 1930 of chapter 123 of title 28 of the United States Code, together with interest, if any, pursuant to section 3717 of title 31 of the United States Code, until the earliest to occur of the entry of (a) a final decree closing such Debtor's Chapter 11 Case, (b) a Final Order converting such Debtor's Chapter 11 Case to a case under chapter 7 of the Bankruptcy Code, or (c) a Final Order dismissing such Debtor's Chapter 11 Case, and (ii) be responsible for the filing of consolidated post-confirmation quarterly status reports with the Bankruptcy Court in accordance with Rule 3021-1 of the Southern District of New York Local Bankruptcy Rules, which status reports shall include reports on the disbursements made by each of the Debtors.

---

<sup>95</sup> Annexed hereto as Exhibit 11 is a chart, which identifies all parties for which the Plan provides for reimbursement of fees and expenses, and the legal and factual bases for those not seeking prior Court approval for payment.

#### **4. Dissolution of the Creditors' Committee**

On the Effective Date, the Creditors' Committee shall dissolve; provided, however, that, following the Effective Date, the Creditors' Committee shall continue in existence and have standing and a right to be heard for the following limited purposes: (i) Claims and/or applications for compensation by Professionals and requests for allowance of Administrative Claims for substantial contribution pursuant to section 503(b)(3)(D) of the Bankruptcy Code; (ii) any appeals of the Confirmation Order that remain pending as of the Effective Date to which the Creditors' Committee is a party; (iii) any adversary proceedings or contested matters as of the Effective Date to which the Creditors' Committee is a party; and (iv) responding to creditor inquiries for one-hundred-twenty (120) days following the Effective Date. Upon the dissolution of the Creditors' Committee, the current and former members of the Creditors' Committee and their respective officers, employees, counsel, advisors and agents, shall be released and discharged of and from all further authority, duties, responsibilities and obligations related to and arising from and in connection with the Chapter 11 Cases, and the retention or employment of the Creditors' Committee's respective attorneys, accountants and other agents shall terminate, except that the Creditors' Committee and their respective Professionals shall have the right to pursue, review and object to any applications for compensation or reimbursement of expenses filed in accordance with Article II hereof.

#### **5. Access to Debtors' Records After Effective Date**

On the Effective Date, Debtors shall be deemed to have transferred, assigned and conveyed to the Liquidating Trust, the RMBS Claims Trust, the Borrower Claims Trust, and the Private Securities Claims Trust, as their interests may appear with respect to the Claims of their respective beneficiaries, and the Liquidating Trust shall be authorized to take possession of, all of the books and records of the Debtors, including, except as set forth in any Ally Contract, all information and data on computers owned or leased by the Debtors or otherwise on premises occupied by the Debtors, and all rights of access to data of the Debtors and their affiliates, that were not otherwise transferred to a third party on or prior to the Effective Date. The Liquidating Trust shall have the responsibility of storing and maintaining such books and records to and for the benefit of each of the Liquidating Trust, the RMBS Claims Trust, the Borrower Claims Trust, and Private Securities Claims Trust as their interests may appear, and the respective Plan Trusts shall enter into an agreement or protocol with respect to access to such books and records. The Debtors shall cooperate with the Plan Trustees of the Plan Trusts to facilitate the delivery and storage of such books and records in accordance herewith. For the purpose of this Section, books and records include computer-generated or computer-maintained books and records and computerized data, as well as electronically generated or maintained books and records or data, along with books and records of the Debtors maintained by or in possession of third parties, except as set forth in any Ally Contract, and all of the claims and rights of the Debtors in and to books and records, wherever located. The Debtors or the Liquidating Trust, as applicable, shall make available current and historic tax returns with supporting files to Ally as necessary for Ally to address Ally's audit requirements and to facilitate Ally filing 2013 tax returns.

**6. Substantial Consummation**

On the Effective Date, the Plan shall be deemed to be substantially consummated under Sections 1101 and 1127(b) of the Bankruptcy Code.

**7. Reservation of Rights**

Except as otherwise provided in the Plan, the Plan shall have no force or effect unless the Bankruptcy Court enters the Confirmation Order. None of the Filing of the Plan, any statement or provision contained in the Plan, or the taking of any action by the Plan Proponents or Ally with respect to the Plan or the Disclosure Statement shall be or shall be deemed to be an admission or waiver of any rights of the Plan Proponents or Ally with respect to the holders of Claims or Equity Interests prior to the Effective Date.

**8. Successors and Assigns**

The rights, benefits, and obligations of any Entity named or referred to in the Plan shall be binding on, and shall inure to the benefit of, any heir, executor, administrator, successor or assign, Affiliate, officer, director, agent, representative, attorney, beneficiaries, or guardian, if any, of each Entity.

**9. Further Assurances**

The Debtors or the Liquidating Trust, all holders of Claims receiving distributions pursuant to the Plan, and all other Entities, as applicable, shall, from time to time, prepare, execute, and deliver any agreements or documents and take any other actions as may be necessary or advisable to effectuate the provisions and intent of the Plan or the Confirmation Order.

**10. Term of Injunctions or Stays**

Unless otherwise provided in the Plan or in the Confirmation Order, all injunctions or stays in effect in the Chapter 11 Cases pursuant to Bankruptcy Code Sections 105 or 362 or any order of the Bankruptcy Court, and extant on the Confirmation Date (excluding any injunctions or stays contained in the Plan or the Confirmation Order) shall remain in full force and effect until the Effective Date. All injunctions or stays contained in the Plan and the Confirmation Order shall remain in full force and effect in accordance with their terms.

**11. Entire Agreement**

Except as otherwise indicated, the Plan supersedes all previous and contemporaneous negotiations, promises, covenants, agreements, understandings, and representations on such subjects, all of which have become merged and integrated into the Plan.

## **12. Exhibits and Related Documents**

All exhibits and documents Filed in relation to the Plan are incorporated into and are a part of the Plan as if set forth in full in the Plan. After any exhibits and documents are Filed, copies of such exhibits and documents shall be available upon written request to the Liquidating Trust's counsel at the address above or by downloading such exhibits and documents from the Debtors' restructuring website, <http://www.KCCllc.net/rescap>, or the Bankruptcy Court's website, <http://www.nys.uscourts.gov> (a PACER login and password are required to access documents on the Bankruptcy Court's website).

## **13. Severability of Plan Provisions**

Except as otherwise provided herein including Article X.A, B and C, if, before Confirmation of the Plan, subject to the terms of the Plan Support Agreement, any term or provision of the Plan is held by the Bankruptcy Court to be invalid, void, or unenforceable, the Bankruptcy Court shall have the power to alter and interpret such term or provision to make it valid or enforceable to the maximum extent practicable, consistent with the original purpose of the term or provision held to be invalid, void, or unenforceable, and such term or provision shall then be applicable as altered or interpreted. Notwithstanding any such holding, alteration, or interpretation, the remainder of the terms and provisions of the Plan, including the Third Party Releases, Debtor Releases, and Exculpation, shall remain in full force and effect and shall in no way be affected, impaired, or invalidated by such holding, alteration, or interpretation. The Confirmation Order shall constitute a judicial determination and shall provide that each term and provision of the Plan, as it may have been altered or interpreted in accordance with the foregoing, is valid and enforceable. The Confirmation Order shall constitute a judicial determination and shall provide that each term and provision of the Plan, as it may have been altered or interpreted in accordance with the foregoing, is: (a) valid and enforceable pursuant to its terms; (b) integral to the Plan and may not be deleted or modified without the Plan Proponents' consent; and (c) nonseverable and mutually dependent.

## **14. Waiver or Estoppel Conflicts**

Each holder of a Claim or Equity Interest shall be deemed to have waived any right to assert any argument, including the right to argue that its Claim or Equity Interest should be Allowed in a certain amount, in a certain priority, secured, or not subordinated, by virtue of an agreement made with the Plan Proponents, or their counsel, or any other Entity, if such agreement was not disclosed in the Plan, the Disclosure Statement, or papers Filed with the Bankruptcy Court prior to the Confirmation Date.

## **15. Conflicts**

Except as set forth in the Plan or unless otherwise ordered by the Bankruptcy Court, to the extent that the Disclosure Statement, any order of the Bankruptcy Court (other than the Confirmation Order), or any exhibit to the Plan or document executed or delivered in connection with the Plan is inconsistent with the terms of the Plan, the terms of the Plan shall control.

## **CC. Plan Supplement**

The Plan Proponents will file a Plan Supplement with the Bankruptcy Court no later than ten (10) days prior to the Objection Deadline or such later date as may be approved by the Bankruptcy Court, except as otherwise provided under the Plan with the exception of the Assumption Schedule which shall be filed no later than twenty-one (21) days before the commencement of the Confirmation Hearing. The Plan Supplement will include documents and forms of documents, Schedules, and exhibits to the Plan (as amended, supplemented, or modified from time to time in accordance with the terms hereof, the Bankruptcy Code, and the Bankruptcy Rules), including the Liquidation Trust Agreement, the Borrower Claims Trust Agreement and the Private Securities Claims Trust Agreement.

The Plan and all documents to be executed and/or delivered in connection with the consummation of the Plan, including the documents to be included in the Plan Supplement, are subject to revision and modification from time to time prior to the Effective Date (subject to the terms of the Plan).

## **ARTICLE VI.** **VOTING PROCEDURES**

The Disclosure Statement Approval Order entered by the Bankruptcy Court approved certain procedures for the Plan Proponents' solicitation of votes to approve the Plan, including setting the deadline for voting, which holders of Claims or Equity Interests are eligible to receive Ballots to vote on the Plan, and certain other voting procedures.

THE DISCLOSURE STATEMENT APPROVAL ORDER IS HEREBY INCORPORATED BY REFERENCE AS THOUGH FULLY SET FORTH HEREIN. YOU SHOULD READ THE DISCLOSURE STATEMENT APPROVAL ORDER, THE CONFIRMATION HEARING NOTICE (AS DEFINED IN THE DISCLOSURE STATEMENT APPROVAL ORDER), AND THE INSTRUCTIONS ANNEXED TO YOUR BALLOT AS THEY SET FORTH IN DETAIL, AMONG OTHER THINGS, PROCEDURES GOVERNING VOTING DEADLINES AND OBJECTION DEADLINES.

If you have any questions about the procedures for voting your Claim or the Solicitation Package you received, or if you wish to obtain a paper copy of the Plan, the Disclosure Statement, or any exhibits to such documents, please contact KCC by telephone at (888) 251 2914 or in writing at Kurtzman Carson Consultants LLC, at ResCap Balloting Center, c/o KCC, 2335 Alaska Avenue, El Segundo, CA 90245.

### **A. Voting Deadline**

This Disclosure Statement and the appropriate Ballot(s) are being distributed to all holders of Claims that are entitled to vote on the Plan. In order to facilitate vote tabulation, there is a separate Ballot designated for each impaired Voting Class; however, all Ballots are substantially similar in form and substance, and the term "Ballot" is used without intended reference to the Ballot of any specific Class of Claims.



IN ACCORDANCE WITH THE DISCLOSURE STATEMENT APPROVAL ORDER, IN ORDER TO BE CONSIDERED FOR PURPOSES OF ACCEPTING OR REJECTING THE PLAN, ALL BALLOTS MUST BE RECEIVED BY THE SOLICITATION AND TABULATION AGENT NO LATER THAN 7:00 P.M. (EASTERN TIME) ON THE VOTING DEADLINE OF OCTOBER 21, 2013. ONLY THOSE BALLOTS ACTUALLY RECEIVED BY KCC BEFORE THE VOTING DEADLINE WILL BE COUNTED AS EITHER ACCEPTING OR REJECTING THE PLAN. NO BALLOTS MAY BE SUBMITTED BY FACSIMILE OR ELECTRONIC MAIL, AND ANY BALLOTS SUBMITTED BY FACSIMILE OR ELECTRONIC MAIL WILL NEITHER BE ACCEPTED NOR COUNTED BY KCC. BALLOTS SHOULD NOT BE SENT TO THE DEBTORS OR ANY OF THEIR ADVISORS.

**B. Holders of Claims or Interests Entitled to Vote**

Under Section 1124 of the Bankruptcy Code, a class of claims or interests is deemed to be “impaired” under a Chapter 11 plan unless: (a) the plan leaves unaltered the legal, equitable, and contractual rights to which such claim or interest entitles the holder thereof; or (b) notwithstanding any legal right to an accelerated payment of such claim or interest, the plan cures all existing defaults (other than defaults resulting from the occurrence of events of bankruptcy) and reinstates the maturity of such claim or interest as it existed before the default.

In general, under Section 1126(a) of the Bankruptcy Code, the holder of a claim or interest that is allowed under a Chapter 11 plan is entitled to vote to accept or reject the plan if such claim or interest is impaired under the plan. Under Section 1126(f) of the Bankruptcy Code, the holder of a claim that is not impaired under a Chapter 11 plan is deemed to have accepted the plan, and the Plan Proponent need not solicit such holder’s vote. Under Section 1126(g) of the Bankruptcy Code, the holder of an impaired claim or impaired interest that will not receive any distribution under the plan in respect of such claim or interest is deemed to have rejected the plan and is not entitled to vote on the plan. For a detailed description of the treatment of Claims and Equity Interests under the Plan, refer to Article I.F, entitled “Summary of Treatment of Allowed Claims and Equity Interests,” and Article III of the Plan.

PURSUANT TO THE PLAN, ONLY THE HOLDERS OF CLAIMS IN CLASSES R-3, R-4, R-5, R-6, R-7, R-8, R-11, GS-3, GS-4A, GS-4B, GS-5, GS-6, GS-7, RS-3, RS-4, RS-5, RS-6, RS-7, RS-8, and RS-11 ARE ENTITLED TO VOTE TO ACCEPT OR REJECT THE PLAN.

The Voting Record Date is **August 16, 2013**. The Voting Record Date is the date for determining (1) which holders of Claims or Equity Interests are entitled to vote to accept or reject the Plan and receive the Solicitation Package in accordance with the Disclosure Statement Approval Order and (2) whether Claims or Equity Interests have been properly assigned or transferred to an assignee pursuant to Bankruptcy Rule 3001(e) such that the assignee can vote as the holder of the Claim. The Voting Record Date and all of the Debtors’ solicitation and voting procedures shall apply to all of the Debtors’ Creditors and other parties-in-interest.

As more fully set forth in the Disclosure Statement Approval Order, claimants who have timely filed Proofs of Claim or have been scheduled by the Debtors and are classified in the Plan in one of the Voting Classes may vote on the Plan unless: (a) as of the Voting Record Date, the

outstanding amount of such holder's Claim is not greater than zero (\$0.00); (b) as of the Voting Record Date, such Claim has been disallowed or expunged; (c) the Debtors scheduled such Claim as contingent, unliquidated, or disputed and a Proof of Claim was not filed by the General Bar Date or deemed timely filed by order of the Bankruptcy Court at least five (5) business day prior to the Voting Deadline; (d) such Claim is subject to an objection by September 20, 2013; and (e) the holder of a Claim has timely filed a motion pursuant to Bankruptcy Rule 3018(a) seeking temporary allowance of such Claim for voting purposes only by September 30, 2013 and the Debtor has not opposed such motion or objected to the Claim, in which case the holder's vote will be counted only upon order of the Bankruptcy Court; or (f) by other order of the Bankruptcy Court.

A vote may be disregarded if the Bankruptcy Court determines, pursuant to Section 1126(e) of the Bankruptcy Code, that such vote was not solicited or procured in good faith or in accordance with the provisions of the Bankruptcy Code. The Disclosure Statement Approval Order also sets forth assumptions and procedures for tabulating Ballots, including Ballots that are not completed fully or correctly.

### **C. Beneficial Owners of the Junior Secured Notes and Senior Unsecured Notes**

If you are the beneficial owner of the Junior Secured Notes or the Senior Unsecured Notes and you received a Ballot for beneficial owners of a security (a "Beneficial Owner Ballot") from a brokerage firm, commercial bank, Trust company or other nominee (each a "Master Ballot Agent") with a return envelope addressed to the Master Ballot Agent, return the completed Ballot to the appropriate Master Ballot Agent so that the Master Ballot Agent will have sufficient time to complete a Ballot summarizing votes cast by beneficial owners holding securities (each a "Master Ballot") so that it can be forwarded to KCC by the Voting Deadline. If your Beneficial Owner Ballot is not received by your Master Ballot Agent with sufficient time for the Master Ballot Agent to submit its Master Ballot by the Voting Deadline, your vote will not count.

If you received a return envelope addressed to KCC, your Master Ballot Agent has pre-validated your Beneficial Owner Ballot. Therefore, you must return your pre-validated Beneficial Owner Ballot directly to KCC so it is actually received by KCC on or before the Voting Deadline.

If you are the Beneficial Owner of the Junior Secured Notes or the Senior Unsecured Notes and hold them in your own name, you can vote by completing either a Beneficial Owner Ballot or by completing and signing the enclosed Ballot and returning it directly to KCC using the enclosed pre-addressed, postage prepaid envelope.

Do not return your Junior Secured Notes or the Senior Unsecured Notes or any other instruments or agreements that you may have with your Ballot(s).

**D. Vote Required for Acceptance by a Class**

A Class of Claims shall have accepted the Plan if it is accepted by at least two-thirds (2/3) in amount and more than one-half (1/2) in number of the Allowed Claims in such Class that have voted on the Plan in accordance with the Disclosure Statement Approval Order.

**E. Returning Your Ballot**

HOLDERS OF CLAIMS ENTITLED TO VOTE ON THE PLAN MAY DO SO BY COMPLETING THE APPROPRIATE BALLOTS AND RETURNING THEM IN THE ENVELOPE PROVIDED. VOTING INSTRUCTIONS ARE ANNEXED TO EACH BALLOT. BALLOTS CAST BY HOLDERS AND MASTER BALLOTS CAST ON BEHALF OF BENEFICIAL HOLDERS IN CLASSES ENTITLED TO VOTE MUST BE RECEIVED BY THE NOTICE AND CLAIMS AGENT BY THE VOTING DEADLINE AT THE FOLLOWING ADDRESS

**BALLOTS AND MASTER BALLOTS**

1. Ballots and Master Ballots must be actually received by KCC by the Voting Deadline.
2. Please send your completed Ballot in the envelope provided. If you have received a return envelope addressed to your Nominee, please allow additional time for your vote to be included on a Master Ballot and sent to KCC by the Voting Deadline.
3. All Ballots must be returned directly to KCC and may be sent by First Class Mail, Overnight Courier, or Personal Delivery to:

**ResCap Balloting Center  
c/o Kurtzman Carson Consultants LLC  
2335 Alaska Avenue  
El Segundo, CA 90245**

ALL BALLOTS ARE ACCOMPANIED BY RETURN ENVELOPES. IT IS IMPORTANT TO FOLLOW THE SPECIFIC INSTRUCTIONS PROVIDED ON EACH BALLOT AND MASTER BALLOT. IF YOU ARE RETURNING YOUR BALLOT TO YOUR NOMINEE, YOU MUST RETURN YOUR BALLOT WITH SUFFICIENT TIME FOR YOUR VOTE TO BE INCLUDED BY YOUR NOMINEE ON A MASTER BALLOT AND SENT TO KCC BY THE VOTING DEADLINE. PLEASE CAREFULLY FOLLOW THE DIRECTIONS CONTAINED ON EACH ENCLOSED BALLOT.

IF A BALLOT IS RECEIVED AFTER THE VOTING DEADLINE, IT WILL NOT BE COUNTED UNLESS THE PLAN PROPONENTS DETERMINE OTHERWISE IN THEIR SOLE AND ABSOLUTE DISCRETION.

EXCEPT AS OTHERWISE SET FORTH IN THE DISCLOSURE STATEMENT APPROVAL ORDER, EACH HOLDER OF A CLAIM MUST VOTE ALL OF ITS CLAIMS WITHIN A PARTICULAR CLASS EITHER TO ACCEPT OR REJECT THE PLAN AND MAY NOT SPLIT SUCH VOTES. BY SIGNING AND RETURNING A BALLOT, EXCEPT AS OTHERWISE SET FORTH IN THE DISCLOSURE STATEMENT APPROVAL ORDER, EACH HOLDER OF A CLAIM WILL CERTIFY TO THE BANKRUPTCY COURT AND THE DEBTORS THAT NO OTHER BALLOTS WITH RESPECT TO SUCH CLAIM HAVE BEEN CAST OR, IF ANY OTHER BALLOTS HAVE BEEN CAST WITH RESPECT TO SUCH CLASS OF CLAIMS, SUCH OTHER BALLOTS INDICATED THE SAME VOTE TO ACCEPT OR REJECT THE PLAN.

THE FOLLOWING BALLOTS WILL NOT BE COUNTED: (I) ANY BALLOT THAT IS COMPLETED, EXECUTED, AND TIMELY RETURNED TO KCC, BUT DOES NOT INDICATE EITHER AN ACCEPTANCE OR REJECTION OF THE PLAN; (II) EXCEPT AS OTHERWISE SET FORTH IN THE DISCLOSURE STATEMENT APPROVAL ORDER, ANY BALLOT SUBMITTED FOR WHICH THE HOLDER OF A CLAIM ENTITLED TO VOTE TO ACCEPT OR REJECT THE PLAN VOTES TO BOTH ACCEPT AND REJECT THE PLAN; (III) IN THE ABSENCE OF ANY EXTENSION OF THE VOTING DEADLINE GRANTED BY THE PLAN PROPONENTS, ANY BALLOT RECEIVED AFTER THE VOTING DEADLINE; (IV) ANY BALLOT THAT IS ILLEGIBLE OR CONTAINS INSUFFICIENT INFORMATION TO PERMIT THE IDENTIFICATION OF THE CLAIMANT; (V) ANY BALLOT CAST BY A PERSON OR ENTITY THAT DOES NOT HOLD A CLAIM THAT IS ENTITLED TO VOTE TO ACCEPT OR REJECT THE PLAN; (VI) ANY UNSIGNED BALLOT; OR (VII) ANY BALLOT TRANSMITTED TO KCC BY FAX, E-MAIL, OR OTHER ELECTRONIC MEANS OF TRANSMISSION, UNLESS OTHERWISE AGREED TO BY THE PLAN PROPONENTS.

**If you have any questions on the procedures for voting on the Plan,  
please call KCC at the following telephone number: (888) 251-2914**

#### **ARTICLE VII. RECOVERY ANALYSIS**

On January 31, 2013, the Debtors closed the sale of their originations and capital markets platform to Walter. This sale also included the Fannie Mae MSR portion of the Debtors' servicing portfolio, representing approximately \$43.8 billion in UPB at December 31, 2012. On February 5, 2013, the Debtors then sold a Whole Loan Portfolio, made up of over 49,000 whole loans with \$2.9 billion in UPB at December 31, 2012, to Berkshire. Finally, on February 15, 2013, the Debtors closed the sale of their servicing platform assets, representing approximately \$175.4 billion of UPB (inclusive of master serviced loans) at December 31, 2012, to Ocwen.

Notwithstanding the significant transfer of assets included in the Platform and Legacy Sales, as of April 30, 2013, approximately \$1.4 billion of non-cash assets after certain pro forma adjustments, remain in the Debtors' Estates to be monetized. Most significantly, there are approximately \$945 million of loans and Advances insured by the FHA or the VA that the Debtors intend to monetize for the Estate's benefit. In addition, there are other residual financial assets to be monetized including, but not limited to, servicer Advances, non-FHA/VA Loans, trading securities, restricted cash balances, non-debtor equity interests, accounts receivable and other illiquid assets that will take some time to liquidate and ultimately yield value for the Debtors and the Estates. The Estates will also include those residual servicing rights and servicing Advances that were not assigned to Ocwen as part of the assets sale transactions closed in the first quarter of 2013.

As described in more detail in the recovery analysis annexed hereto as Exhibit 7 (the "Recovery Analysis"), the Debtors have provided an analysis of the recovery from these assets, along with cash on hand as of April 30, 2013 and the proceeds from the settlement with Ally Financial, Inc., which are then distributed to (i) holders of Secured Claims, (ii) administrative and priority expenses, and (iii) Unsecured Claims. THE DEBTORS' RECOVERY ANALYSIS IS AN ESTIMATE OF THE PROCEEDS THAT MAY BE GENERATED AS A RESULT OF THE ORDERLY LIQUIDATION OF THE ASSETS OF THE DEBTORS. Underlying the Recovery Analysis are a number of estimates and assumptions that are inherently subject to significant economic, competitive, and operational uncertainties and contingencies beyond the control of the Debtors. In addition, various decisions upon which certain assumptions are based are subject to change. Therefore, there can be no assurance that the assumptions and estimates employed in determining the values of the assets will result in an accurate estimate of the proceeds that will be realized. In addition, amounts of Claims against the Estate could vary significantly from the estimate set forth herein. Therefore, the actual recovery received by creditors of the Debtors could vary materially from the estimates provided herein.

## **ARTICLE VIII.**

### **CONFIRMATION OF THE PLAN**

#### **A. Confirmation Hearing**

The Bankruptcy Code requires the Bankruptcy Court, after notice, to conduct a Confirmation Hearing at which it will hear objections (if any) and consider evidence with respect to whether the Plan should be confirmed. Bankruptcy Code Section 1128(b) provides that any party in interest may object to confirmation of the Plan. At the Confirmation Hearing, the Bankruptcy Court will confirm the Plan only if all the requirements of Section 1129 of the Bankruptcy Code described below are met.

The Bankruptcy Court has fixed **November 19, 2013 at 10:00 a.m.** (Eastern Time) before the Honorable Martin Glenn, United States Bankruptcy Judge for the Southern District of New York, Room 500, New York, New York 10004, or as soon as practicable thereafter, as the date of the Confirmation Hearing. The Confirmation Hearing may be adjourned from time to time by the Bankruptcy Court, without further notice, except for an announcement of the adjourned date made at the Confirmation Hearing. Notice of the Confirmation Hearing will be

provided in the manner prescribed by the Bankruptcy Court, and will also be available at the Debtors' restructuring website, [www.kccllc.net/rescap](http://www.kccllc.net/rescap).

## **B. Deadline to Object to Confirmation**

Objections, if any, to the Confirmation of the Plan must: (1) be in writing; (2) state the name and address of the objecting party and the nature of the Claim, Equity Interest or other interest of such party; (3) state with particularity the basis and nature of any objection; and (4) be filed with the Bankruptcy Court, and served on the following parties so that they are received no later than **October 21, 2013 at 4:00 p.m.**:

- (a) the Debtors, (i) if by mail or courier to: Residential Capital LLC, Lewis Kruger, CRO, c/o Morrison & Foerster LLP, 1290 Avenue of the Americas, New York, New York 10104; with copies to: Morrison & Foerster LLP, 1290 Avenue of the Americas, New York, New York, 10104, Attn: Gary Lee, Lorenzo Marinuzzi, and Todd Goren; (ii) if by e-mail, to: [Lewis.Kruger@gmacescap.com](mailto:Lewis.Kruger@gmacescap.com), [glee@mofocom](mailto:glee@mofocom), [lmartinuzzi@mofocom](mailto:lmartinuzzi@mofocom) and [tgoren@mofocom](mailto:tgoren@mofocom);
- (b) the Creditors' Committee, (i) if by mail or courier to: Kramer Levin Naftalis & Frankel LLP, 1177 Avenue of the Americas, New York, New York, 10036; Attn: Kenneth H. Eckstein, Douglas H. Mannal and Stephen D. Zide, (ii) if by email to [keckstein@kramerlevin.com](mailto:keckstein@kramerlevin.com), [dmannal@kramerlevin.com](mailto:dmannal@kramerlevin.com) and [szide@kramerlevin.com](mailto:szide@kramerlevin.com);
- (c) Ally Financial, Inc., 1177 Avenue of the Americas, New York, New York 10036; Attn: William B. Solomon and Timothy Devine; with copies to: Kirkland & Ellis LLP, 601 Lexington Avenue, New York, New York 10022, Attn.: Richard M. Cieri and Ray C. Schrock; and
- (d) the Office of the United States Trustee, Southern District of New York, 33 Whitehall Street, 21st Floor, New York, New York 10004; Attn: Brian Masumoto and Michael Driscoll.

## **C. Confirmation Standards**

To confirm the Plan, the Bankruptcy Court must find that the requirements of Section 1129 of the Bankruptcy Code have been satisfied. The Plan Proponents believe that they will satisfy Section 1129 because, among other things:

- (i) the Plan complies with the applicable provisions of the Bankruptcy Code;
- (ii) the Debtors and the Creditors' Committee, have complied with the applicable provisions of the Bankruptcy Code;
- (iii) the Plan has been proposed in good faith and not by any means forbidden by law;

- (iv) any payment made or promised under the Plan for services or for costs and expenses in or in connection with these Chapter 11 Cases, or in connection with the Plan and incident to these Chapter 11 Cases, has been approved by, or is subject to the approval of, the Bankruptcy Court as reasonable;
- (v) the Plan Proponents will disclose the identity and affiliations of any individual proposed to serve, after Confirmation of the Plan, as a director, officer or voting trustee of the Debtors or Liquidating Trust, an affiliate of the Debtors participating in the Plan with the Debtor or a successor to the Debtors under the Plan. The appointment to, or continuance in, such office of such individuals, will be consistent with the interests of holders of Claims and Equity Interests and with public policy, and the Debtors will have disclosed the identity of any insider that the Liquidating Trust will employ or retain and the nature of any compensation for such insider;
- (vi) with respect to each Class of Impaired Claims or Equity Interests, each holder of a Claim or Equity Interest in such Class has either accepted the Plan or will receive or retain under the Plan on account of such Claim or Equity Interest property of a value, as of the Effective Date of the Plan, that is not less than the amount that such holder would receive or retain if the Debtors were liquidated on such date under Chapter 7 of the Bankruptcy Code (see Section 1 below, the "Best Interests of Creditors Test");
- (vii) each class of Claims or Equity Interests has either accepted the Plan or is not Impaired under the Plan, or the Plan can be confirmed without the approval of such class pursuant to Section 1129(b) of the Bankruptcy Code;
- (viii) except to the extent that the holder of a particular Administrative Claim has agreed or will agree to a different treatment of such Claim, the Plan provides that Allowed Administrative Claims will be paid in full in Cash on the Effective Date;
- (ix) except to the extent that a holder of an Allowed Other Priority Claim has agreed to a different treatment of such Claim, each such holder shall receive cash in an amount equal to the Allowed amount of such Claim, or treatment in a manner so that such Claim shall otherwise be rendered Unimpaired, (i) on the Effective Date or as soon as reasonably practicable thereafter; (ii) if an Other Priority Claim is Allowed after the Effective Date, on the date such Other Priority Claim is Allowed or as soon as reasonably practicable thereafter; (iii) at such time and upon such terms as may be agreed upon by such holder and the Debtors or the Liquidating Trust, as the case may be; or (iv) at such time and upon such terms as set forth in an order of the Bankruptcy Court;
- (x) except to the extent that a holder of an Allowed Priority Tax Claim agrees to a less favorable treatment, in full and final satisfaction, settlement, release, and discharge of and in exchange for each Allowed Priority Tax Claim, each holder of an Allowed Priority Tax Claim due and payable on or prior to the Effective Date shall receive, as soon as reasonably practicable after the Effective Date, on

account of such Claim: (i) Cash in an amount equal to the amount of such Allowed Priority Tax Claim; (ii) Cash in an amount agreed to by the Debtors or the Liquidating Trust, as applicable, and such holder; provided, however, that such parties may further agree for the payment of such Allowed Priority Tax Claim at a later date; or (iii) at the option of the Debtors or the Liquidating Trust, as applicable, and in lieu of payment in full in Cash of an Allowed Priority Tax Claim, deferred Cash payments on account thereof in the manner and to the extent permitted under Section 1129(a)(9)(C) of the Bankruptcy Code. To the extent any Allowed Priority Tax Claim is not due and owing on or before the Effective Date, such Claim shall be paid in full in Cash in accordance with the terms of any agreement between the Debtors or the Liquidating Trust, as applicable, and such holder, or as may be due and payable under applicable non-bankruptcy law or in the ordinary course of business;

- (xi) confirmation of the Plan is not likely to be followed by the liquidation, or the need for further financial reorganization, of the Debtors or any successor to the Debtors under the Plan, unless such liquidation or reorganization is proposed in the Plan (see Section 2 below, "Financial Feasibility"); and
- (xii) all fees payable under Section 1930 of title 28 of the United States Code will be paid as of the Effective Date of the Plan.

The Plan Proponents believe that: (i) the Plan satisfies or will satisfy all of the statutory requirements of Chapter 11 of the Bankruptcy Code; (ii) they have complied, or will have complied, with all of the requirements of Chapter 11; and (iii) they have proposed the Plan in good faith.

### **1. Best Interests of Creditors Test/Liquidation Analysis**

Section 1129(a)(7) of the Bankruptcy Code requires that any holder of an impaired claim or interest voting against a proposed Chapter 11 plan must be provided in the plan with a value, as of the effective date of the plan, at least equal to the value that the holder would receive if the debtor's operations were terminated and its assets liquidated under Chapter 7 of the Bankruptcy Code. To determine what the holders of Claims and Equity Interests in each impaired Class would receive if the Debtors were liquidated, the Bankruptcy Court must determine the dollar amount that would be generated from a liquidation of each Debtor's assets in the context of a hypothetical liquidation. Such a determination must take into account the fact that Secured Claims, and any Administrative Claims resulting from the original Chapter 11 Cases and from the hypothetical Chapter 7 cases, would have to be paid in full from the liquidation proceeds before the balance of those proceeds were made available to pay unsecured Creditors and make distributions to holders of Equity interests.

As described in more detail in the hypothetical liquidation analysis annexed hereto as Exhibit 8 (the "Liquidation Analysis"), the Plan Proponents believe that the value of the Estate under Chapter 7 would be less than the value of the Estate under the Plan. In particular, proceeds received in a Chapter 7 liquidation are likely to be significantly discounted due to the distressed nature of the sale, and the fees and expenses of a Chapter 7 trustee would likely further reduce



Cash available for distribution. THESE LIQUIDATION VALUATIONS HAVE BEEN PREPARED SOLELY FOR USE IN THIS DISCLOSURE STATEMENT AND DO NOT REPRESENT VALUES THAT ARE APPROPRIATE FOR ANY OTHER PURPOSE. NOTHING CONTAINED IN THE LIQUIDATION ANALYSIS IS INTENDED TO BE OR CONSTITUTES A CONCESSION BY OR ADMISSION OF THE PLAN PROPONENTS FOR ANY PURPOSE. The assumptions used in developing the Liquidation Analysis are inherently subject to significant uncertainties and contingencies, many of which would be beyond the control of the Debtors or a Chapter 7 trustee. Accordingly, there can be no assurances that the values assumed in the Liquidation Analysis would be realized if the Debtors were actually liquidated. In addition, any liquidation would take place in the future at which time circumstances may exist that cannot presently be predicted. A description of the procedures followed and the assumptions and qualifications made by the Debtors in connection with the Liquidation Analysis are set forth in the notes thereto.

## **2. Financial Feasibility**

In connection with Confirmation of the Plan, the Bankruptcy Court will have to determine that the Plan is feasible in accordance with Section 1129(a)(11) of the Bankruptcy Code (which Section requires that the Confirmation of the Plan is not likely to be followed by the further liquidation of the Debtors, other than a liquidation contemplated by the Plan). The Plan contemplates liquidation of the Debtors' assets, which process will be funded by the proceeds received through the Asset Sales, the Ally Contribution, and activities of the Liquidation Trust. The Debtors are expected to be dissolved promptly after Consummation of the Plan. Thus, the Plan Proponents believe that the Plan can be consummated without a risk of an additional liquidation or conversion, and therefore that the Plan meets the financial feasibility requirement.

## **3. Acceptance by Impaired Classes**

As a condition to confirmation, the Bankruptcy Code requires that, except as described in the following Section, each class of claims and interests that is impaired under a plan accepts the plan. A class of claims or equity interests that is unimpaired under the plan is deemed to have accepted the plan and, therefore, solicitation of acceptances with respect to such class is not required. Under Section 1124 of the Bankruptcy Code, a class is impaired under a Chapter 11 plan unless (a) the plan leaves unaltered the legal, equitable, and contractual rights to which such claim or interest entitles the holder thereof; or (b) notwithstanding any legal right to an accelerated payment of such claim or interest, the plan cures all existing defaults (other than defaults resulting from the occurrence of events of bankruptcy) and reinstates the maturity of such claim or interest as it existed before the default.

Section 1126(c) of the Bankruptcy Code defines acceptance of a Chapter 11 plan by an impaired class as acceptance by holders of at least two-thirds in dollar amount and more than one-half in number of claims in that class; only those holders that actually vote to accept or reject the plan are counted for purposes of determining whether these dollar and number thresholds are met. Thus, a Class of Claims will have voted to accept the Plan only if two-thirds in amount and a majority in number that actually vote cast their ballots in favor of acceptance. Under Section

1126(d) of the Bankruptcy Code, a class of equity interests has accepted a Chapter 11 plan if holders of such equity interests holding at least two-thirds in amount have actually voted to accept the plan. Holders of Claims who fail to vote are deemed neither to accept nor to reject the Plan.

#### **4. Confirmation Without Acceptance by All Impaired Classes**

Bankruptcy Code Section 1129(b) allows a Bankruptcy Court to confirm a plan, even if all impaired classes entitled to vote on the plan have not accepted it, provided that the plan has been accepted by at least one impaired class. Bankruptcy Code Section 1129(b) states that, notwithstanding an Impaired class's failure to accept a plan, the plan shall be confirmed, at the plan proponent's request, in a procedure commonly known as "cram down," so long as the plan does not "discriminate unfairly" and is "fair and equitable" with respect to each class of claims and interests that is Impaired under, and has not accepted, the plan.

##### **(a) Unfair Discrimination**

A Chapter 11 plan does not "discriminate unfairly" if a dissenting class is treated substantially equally with respect to other classes similarly situated. The Plan Proponents do not believe that the Plan discriminates unfairly against any impaired Class of Claims or Equity Interests.

##### **(b) Fair and Equitable**

The Bankruptcy Code establishes different "cramdown" tests for determining whether a plan is "fair and equitable" to dissenting impaired classes of secured creditors, unsecured creditors and equity interest holders as follows:

- (i) Secured Creditors. A plan is fair and equitable to a class of secured claims that rejects the plan if the plan provides: (i) that each holder of a secured claim included in the rejecting class (A) retains the liens securing its claim to the extent of the allowed amount of such claim, whether the property subject to those liens is retained by the debtor or transferred to another entity, and (B) receives on account of its secured claim deferred cash payments having a present value, as of the effective date of the plan, at least equal to such holder's interest in the Estate's interest in such property; (ii) that each holder of a secured claim included in the rejecting class realizes the "indubitable equivalent" of its allowed secured claim; or (iii) for the sale, subject to Section 363(k) of the Bankruptcy Code, of any property that is subject to the liens securing the claims included in the rejecting class, free and clear of such liens with such liens to attach to the proceeds of the sale, and the treatment of such liens on proceeds in accordance with clause (i) or (ii) of this paragraph.
- (ii) Unsecured Creditors. A plan is fair and equitable as to a class of unsecured claims that rejects the plan if the plan provides that: (i) each holder of a claim included in the rejecting class under the plan receives or retains property of a value, as of the effective date of the plan, equal to the amount of its allowed

claim; or (ii) the holders of claims and interests that are junior to the claims of the rejecting class will not receive or retain any property under the plan on account of such junior claims or interests.

- (iii)  Holders of Equity Interests . A plan is fair and equitable as to a class of interests that rejects the plan if the plan provides that: (i) each holder of an equity interest included in the rejecting class under the plan receives or retains property of a value, as of the effective date of the plan, equal to the greatest of the allowed amount of (A) any fixed liquidation preference to which such holder is entitled, (B) any fixed redemption price to which such holder is entitled or (C) the value of the interest; or (ii) the holder of any interest that is junior to the interests of the rejecting class will not receive or retain any property under the plan on account of such junior interest.

The Plan Proponents submit that, pursuant to Bankruptcy Code Section 1129(b), the Plan is structured such that it does not “discriminate unfairly” and satisfies the “fair and equitable” requirement.

#### **D. Persons to Contact for More Information**

Any interested party desiring further information about the Plan should contact: Counsel for the Debtors: Gary S. Lee, Esq., Morrison & Foerster LLP, 1290 Avenue of the Americas, New York, New York 10104, via e-mail at [glee@mof.com](mailto:glee@mof.com), or by telephone at (212) 468-7900; Counsel for the Creditors’ Committee: Kenneth H. Eckstein, Kramer Levin Naftalis & Frankel LLP, 1177 Avenue of the Americas, New York, New York, 10036, via e-mail at [keckstein@kramerlevin.com](mailto:keckstein@kramerlevin.com), or by telephone at (212) 715-9100.

#### **E. Disclaimer**

In formulating the Plan, the Plan Proponents have relied upon financial data derived from the Debtors’ books and records. The Plan Proponents, therefore, represent that everything stated in this Disclosure Statement is true to the best of their knowledge. The Plan Proponents nonetheless cannot, and do not, confirm the current accuracy of all statements appearing in this Disclosure Statement. Moreover, the Bankruptcy Court has not yet determined whether the Plan is confirmable and, therefore, does not recommend whether you should accept or reject the Plan.

The discussion in this Disclosure Statement regarding the Debtors may contain “forward looking statements” within the meaning of the Private Securities Litigation Reform Act of 1995. Such statements consist of any statement other than a recitation of historical fact and can be identified by the use of forward looking terminology such as “may,” “expect,” “anticipate,” “estimate,” or “continue” or the negative thereof or other variations thereon or comparable terminology. The reader is cautioned that all forward looking statements are necessarily speculative and there are certain risks and uncertainties that could cause actual events or results to differ materially from those referred to in such forward looking statements. The liquidation analyses, distribution projections, and other information are estimates only, and the timing and amount of actual distributions to Creditors may be affected by many factors that cannot be predicted. Therefore, any analyses, estimates or recovery projections may or may not turn out to be accurate.

**Nothing contained in this Disclosure Statement or the Plan is, or shall be deemed to be, an admission or statement against interest by the Plan Proponents for purposes of any pending or future litigation matter or proceeding.**

**Although the attorneys, accountants, advisors, and other Professionals employed by the Plan Proponents have assisted in preparing this Disclosure Statement based upon factual information and assumptions respecting financial, business, and accounting data found in the books and records of the Debtors, they have not independently verified such information and make no representations as to the accuracy thereof. The attorneys, accountants, advisors, and other Professionals employed by the Plan Proponents shall have no liability for the information in this Disclosure Statement.**

**The Plan Proponents and their Professionals also have made a diligent effort to identify in this Disclosure Statement pending litigation claims and projected objections to claims. However, no reliance should be placed upon the fact that a particular litigation claim or projected objection to claim is, or is not, identified in this Disclosure Statement.**

**ARTICLE IX.**  
**PLAN-RELATED RISK FACTORS AND**  
**ALTERNATIVES TO CONFIRMING THE PLAN**

**Prior to voting to accept or reject the Plan, all holders of Claims in Classes R-3, R-4, R-5, R-6, R-7, R-8, R-11, GS-3, GS-4A, GS-4B, GS-5, GS-6, GS-7, RS-3, RS-4, RS-5, RS-6, RS-7, RS-8, and RS-11 should read and carefully consider the factors set forth below, as well as all other information set forth or otherwise referenced in this Disclosure Statement.**

**A. General**

The following provides a summary of various important considerations and risk factors associated with the Plan; however, it is not exhaustive. In considering whether to vote for or against the Plan, holders of Claims in Classes R-3, R-4, R-5, R-6, R-7, R-8, R-11, GS-3, GS-4A, GS-4B, GS-5, GS-6, GS-7, RS-3, RS-4, RS-5, RS-6, RS-7, RS-8, and RS-11 are entitled to vote and should read and carefully consider the factors set forth below, as well as all other information set forth or otherwise referenced or incorporated by reference in this Disclosure Statement.

**B. Certain Bankruptcy Law Considerations**

**1. Parties in Interest May Object to the Plan Proponents' Classification of Claims and Equity Interests**

Bankruptcy Code Section 1122 provides that a plan may place a claim or an interest in a particular class only if such claim or interest is substantially similar to the other claims or interests in such class. The Plan Proponents believe that the classification of Claims and Equity Interests under the Plan complies with the requirements set forth in the Bankruptcy Code because the Plan Proponents created thirty-five (35) Classes of Claims and Equity Interests, each encompassing Claims or Equity Interests, as applicable, that are substantially similar to the other

Claims and Equity Interests in each such Class. Nevertheless, there can be no assurance that the Bankruptcy Court will reach the same conclusion.

**2. The Plan Proponents May Fail to Satisfy the Vote Requirement**

If votes are received in number and amount sufficient to enable the Bankruptcy Court to confirm the Plan, as promptly as practicable thereafter, the Plan Proponents intend to seek Confirmation of the Plan. In the event that sufficient votes are not received, the Debtors may seek to accomplish an alternative Chapter 11 plan. There can be no assurance that the terms of any such alternative Chapter 11 plan would be similar or as favorable to the holders of Allowed Claims and Equity Interests as those proposed in the Plan.

**3. The Plan Proponents May Not Be Able to Secure Confirmation of the Plan**

Even if the requisite acceptances are received, there can be no assurance that the Bankruptcy Court will confirm the Plan. A non-accepting holder of an Allowed Claim might challenge whether the balloting procedures and voting results satisfy the requirements of the Bankruptcy Code or Bankruptcy Rules. Even if the Bankruptcy Court determined that this Disclosure Statement, the balloting procedures, and the voting results were appropriate, the Bankruptcy Court could still decline to confirm the Plan if it found that any of the statutory requirements for confirmation had not been met, including the requirements that the terms of the Plan do not “unfairly discriminate” and are “fair and equitable” to non-accepting Classes, confirmation is not likely to be followed by a liquidation or a need for further financial reorganization, and the value of distributions to non-accepting holders of Claims and Equity Interests within a particular Class under the Plan will not be less than the value of distributions such holders would receive if the Debtors were liquidated under Chapter 7 of the Bankruptcy Code. While the Plan Proponents believe that the Plan complies with Bankruptcy Code Section 1129, there can be no assurance that the Bankruptcy Court will find that these requirements are met.

Confirmation of the Plan is also subject to certain conditions as described in Article X of the Plan. If the Plan is not confirmed, it is unclear what distributions, if any, holders of Allowed Claims or Equity Interests would receive with respect to their Allowed Claims and Equity Interests.

Subject to the terms and conditions of the Plan and the Bankruptcy Code, the Plan Proponents reserve the right to modify the terms and conditions of the Plan as necessary for Confirmation. Any such modifications could result in less favorable treatment of any non-accepting Class, as well as any Classes junior thereto, than the treatment currently provided in the Plan. Such less favorable treatment could include a distribution of property to the Class affected by the modification of a lesser value than currently provided in the Plan or no distribution of property whatsoever under the Plan.

**4. The Plan Proponents May Object to the Amount or Classification of a Claim or Interest**

Except as otherwise provided in the Plan, the Plan Proponents and the Liquidating Trust reserve the right to object to the amount or classification of any Claim or Equity Interest under the Plan. Any holder of a Claim or Equity Interest that is subject to an objection thus may not receive its expected share of the estimated distributions described in this Disclosure Statement.

**5. Risk of Non-Occurrence or Delayed Occurrence of the Effective Date**

Although the Plan Proponents believe that the Effective Date will occur quickly after the Confirmation Date, there can be no assurance as to such timing, or as to whether the Effective Date will, in fact, occur.

Consummation of the Plan is also subject to certain conditions as described in Article X of the Plan, which are not certain. For example, the determination of appropriate distribution reserves and the resolution of the dispute regarding the validity of certain disputed liens may not be resolved for a significant period of time, thereby potentially delaying consummation.

**6. Contingencies Will Not Affect Votes of Impaired Classes to Accept or Reject the Plan**

The distributions available to holders of Allowed Claims and Equity Interests under the Plan can be affected by a variety of contingencies, including, without limitation, whether the Bankruptcy Court orders certain Allowed Claims to be subordinated to other Allowed Claims. The occurrence of any and all such contingencies, which could affect distributions available to holders of Allowed Claims and Equity Interests under the Plan, will not affect the validity of the vote taken by the Impaired Class to accept or reject the Plan or require any sort of revote by the Impaired Class.

**7. Liquidation Under Chapter 7**

If no plan can be confirmed, the Debtors' Chapter 11 Cases may be converted to a case under Chapter 7 of the Bankruptcy Code, pursuant to which a trustee would be elected or appointed to liquidate the assets of the Debtor for distribution in accordance with the priorities established by the Bankruptcy Code. Even if a plan is confirmed, under certain specified scenarios, the Debtors may seek to convert the Chapter 11 Cases to cases under Chapter 7 of the Bankruptcy Code. A discussion of the effects that a Chapter 7 liquidation would have upon the recoveries of holders of Claims and Equity Interests is set forth in the Debtors' Liquidation Analysis (a copy of which is annexed hereto as Exhibit 8).

**8. Estimation for Allowed Claims**

There can be no assurance that the estimated amounts of Claims set forth in this Disclosure Statement are correct, and the actual Allowed amounts of Claims may differ from the Plan Proponents' estimates. Because the estimated amounts are based solely upon (i) a review of the Debtors' books and records, (ii) a review of the Claims, (iii) the Plan Proponents' estimates

as to additional Claims that may be filed in the Chapter 11 Cases or that would arise in the event of a conversion of the cases from Chapter 11 to Chapter 7; and (iv) the Plan Proponents' estimates of Claims that will be Allowed following the objections to Claims by the Plan Proponents, such estimated amounts are subject to certain risks, uncertainties and assumptions. Should one or more of these risks or uncertainties materialize or should underlying assumptions prove incorrect, the actual Allowed amounts of Claims may vary from those estimated herein.

### **9. The Plan Releases and Global Settlement May Not Be Approved**

There can be no assurance that the Plan Releases and Global Settlement will be approved by the Bankruptcy Court. If the Plan Releases and Global Settlement are not approved, there will be no Ally Contribution, and it would be highly unlikely that the Plan would be consummated. In the absence of any Ally Contribution, the proposed distributions in the Plan could not be effectuated, and holders of Claims and Equity Interests would receive significantly reduced recoveries in any alternative plan scenario. In addition, the litigation surrounding each of the Claims and intercreditor issues resolved pursuant to the Plan would likely recommence, as would the litigation between the Debtors and/or the Creditors' Committee and Ally, resulting in potentially significant additional costs to the Estates and substantial delays in distributions to creditors.

### **C. Considerations Relating to the Units and Recoveries**

#### **1. The Junior Secured Noteholders May Be Entitled to Postpetition Interest, Which Would Decrease Recoveries to the Holders of Units**

The Debtors and Creditors' Committee currently are involved in litigation with the Junior Secured Noteholders before the Bankruptcy Court regarding the extent and validity of the Junior Secured Noteholders' security interests. The Debtors and Creditors' Committee believe that the Junior Secured Noteholders are undersecured and not entitled to post-petition interest under the Bankruptcy Code; however, the Junior Secured Noteholders believe that they are oversecured and entitled to post-petition interest. The litigation involves, among other things, determinations regarding the existence and perfection of Liens on certain of the Debtors' assets, determinations regarding the Junior Secured Noteholders' entitlement to adequate protection claims resulting from the Debtors' use of Cash Collateral, and the validity of Intercompany Balances. This litigation is not stayed, and the majority of this litigation will proceed following the Voting Deadline. To the extent the Bankruptcy Court determines in Phase I of the JSN Adversary Proceeding or at the Confirmation Hearing that the Junior Secured Noteholders are entitled to post-petition interest, the payments to holders of Units will be lower than the amounts contemplated under the Plan.

#### **2. The FHFA May Receive a Greater Recovery Under the Plan, Resulting in Reduced Recoveries for Unsecured Creditors**

The Plan Proponents believe that the FHFA may object to their proposed treatment in the Plan. To the extent the FHFA is successful in prosecuting an objection to the Plan, it is possible that the Court may determine either that (i) the FHFA should be entitled to recover as a General Unsecured Claim, which would dilute recoveries to other Unsecured Claims, or (ii) the FHFA's Claim, if not subordinated, should be entitled to a greater Cash recovery than is currently contemplated in the Plan, which would result in a reduction in the value of the Liquidating Trust Units versus what is projected in the Disclosure Statement.

**3. The Allocation of Units Among Holders of Allowed Unsecured Claims and the Private Securities Claims Trust May Not Be Known Prior to the Voting Deadline**

The Plan provides for the distribution of Units to holders of Allowed Unsecured Claims against the ResCap Debtors, the GMACM Debtors and the RFC Debtors, and to the Private Securities Claims Trust. The Units will be allocated among the Private Securities Claims Trust and the holders of Allowed Unsecured Claims against the respective Debtor Groups in accordance with the respective Unit Issuance Percentages of the Private Securities Claims Trust, the ResCap Debtors, the GMACM Debtors and the RFC Debtors. The Units allocated to a particular Debtor Group will be issued to holders of Allowed Unsecured Claims against that Debtor Group, and to the Disputed Claims Reserve on account of Unsecured Claims against the Debtor Group that are disputed, Pro Rata based on the Allowed amount of Claims and on the estimated amount of Unsecured Claims that are disputed. While unadjusted Unit Issuance Percentages are set forth in the Plan, these percentages will be adjusted to assure that (i) all holders of Allowed Unsecured Claims and the Private Securities Claims Trust share proportionately in any accretion or dilution of recoveries as a result of variances in the Allowed amounts of Unsecured Claims set forth in this Disclosure Statement and (ii) all holders of Allowed Unsecured Claims against a Debtor Group receive Units in the same ratio of Units to Allowed amount of Claims. The adjustment will require an estimate of the Unsecured Claims that are disputed pursuant to a Claims estimation procedure in the Bankruptcy Court, and will be dependent on the estimated amounts of these Claims and their allocation among the Debtor Groups. The Claims estimation has not yet been made and as a result the adjusted Unit Issuance Percentages have not yet been calculated or disclosed. If the Claims estimation and the adjusted Unit Issuance Percentages are finalized prior to the Voting Deadline, the Plan Proponents will file the adjusted Unit Issuance Percentages with the Bankruptcy Court. It is possible, however, that the adjusted Unit Issuance Percentages will not be finalized prior to the Voting Deadline. If so, holders of Claims voting on the Plan will not be able to determine at the time they cast their votes the number of Units that will be issued to the Private Securities Claims Trust or to the holders of Unsecured Claims against each Debtor Group per the amount of Allowed Claim.

**4. The Value of a Unit May be More or Less than the \$24.62 Estimated in the Disclosure Statement**

The total number of Units to be initially issued and outstanding, including the Units to be held in the Disputed Claims Reserve, will be 100 million Units. Based on the Debtors' Recovery Analysis, the estimated distributable value to holders of the beneficial interests in the Liquidating Trust is approximately \$2.462 billion. Therefore, based on the Debtors' estimates, each Unit is



worth \$24.62. This actual amount of distributions that will be made to the holder of Unit will depend on the actual amount of Cash that the Liquidating Trust will receive upon the sale or other monetization of the non-Cash assets that will be placed in the Liquidating Trust on the Effective Date, the amount of expenses that will be incurred in the administration of the Liquidating Trust and any variance between the amount reserved for the payment of Claims having priority over the Unsecured Claims and the Private Securities Claims and the actual amounts paid out by the Liquidating Trust on account of those Claims. Also, if Disputed Claims for which Units have been placed in the Disputed Claims Reserve are disallowed, those Units will be cancelled, with the result that the per Unit distributions in respect of the remaining Units will be increased. Accordingly, the total per Unit distribution will necessarily be different than the value of a Unit calculated based on the Debtors' Recovery Analysis, and could be less. Furthermore, while the Liquidating Trust will make a substantial initial distribution on the Units shortly after the Effective Date, it will make additional distributions as the non-Cash assets of the Liquidating Trust are monetized. The estimated worth of \$24.62 per Unit in the Disclosure Statement is not discounted for the future distributions.

**5. There Is No Assurance that Any Market Will Develop for the Units, and Holders of Units May Not Be Able to Dispose of the Units for Prices Approximating the Remaining Distributions or At All**

The Plan provides that the Units will be freely tradable to the extent permitted under applicable securities laws, and that the Liquidating Trust will issue such reports as may be required under applicable securities laws to allow for the Units to be freely tradable. However, the Liquidating Trust is expressly prohibited from facilitating a market in the Units, and will not list the Units on any securities exchange. Thus, there is no assurance that a market for the Units will develop or that holders of the Units will otherwise be able to dispose of them. Even if such a market does develop or the holder of Units is otherwise able to dispose of such Units, there is no assurance of the price that the holder may receive for the Units, which will likely be less, and could be substantially less, than the discounted estimate of the remaining distributions to be made on the Units.

**6. The Liquidating Trust Does Not Intend to Register the Units under the Securities Exchange Act, so that the Information Available with Respect to the Units May Be Limited**

The Plan Proponents do not believe that the Liquidating Trust will be required to register the Units under the Securities Exchange Act of 1934. The Liquidating Trust Agreement will provide that the Liquidating Trust is required to issue or make available annual and quarterly financial information concerning the Liquidating Trust; however, this is not the same information concerning the Liquidating Trust that would have been required if the Units were registered under the Securities Exchange Act. Also, the Liquidating Trust will not be required to issue or make available current reports analogous to the reports on Form 8-K that it would be required to issue if the Units were so registered.

**7. Holders of Units Will Not Have Any Voting Rights**

The Liquidating Trust will be managed by or under the direction of the Liquidating Trust Board. Members of the Liquidating Trust Board will be appointed initially as provided under the Plan and thereafter may be removed and replaced, and any vacancies may be filled, only by the Liquidating Trust Board itself. Holders of Units will not have any voting rights under the Liquidating Trust Agreement. In particular, the holders of Units will not have the power to remove and replace the members of the Liquidating Trust Board, even if a majority of the holders of Units would otherwise elect to do so.

**8. Holders of Unsecured Claims Will Be Required to Have a Securities Account in Order to Receive Their Units**

The Plan contemplates that, for ease of administration of Cash distributions, all Units will be held in book-entry form through DTC. In order to receive their Units, holders of Allowed Unsecured Claims will be required to have a securities account with a broker, bank or other financial institution into which the Units may be deposited. A notice will be sent on behalf of the Liquidating Trust to each holder of an Allowed Unsecured Claim (other than holders of RMBS Trust Claims, whose Units will be delivered to the RMBS Claims Trust and holders of Senior Unsecured Notes, whose Units will be delivered to the Senior Unsecured Notes Trustee) shortly after the Plan is confirmed asking such holder to identify the broker, bank or other financial institution with whom such holder has a security account into which the Units may be deposited. If a holder of an Allowed Unsecured Claim fails to provide this information on a timely basis, the distribution of Units to such holder, and the distribution of Cash in respect of those Units, will be delayed. If such holder fails to provide this information before the Liquidating Trust is terminated, the holder may forfeit the Units to which the holder would otherwise be entitled.

**D. Disclosure Statement Disclaimer**

**1. The Information Contained Herein Is for Soliciting Votes Only**

The information contained in this Disclosure Statement is for purposes of soliciting acceptances of the Plan and may not be relied upon for any other purposes.

**2. The Information in this Disclosure Statement May Be Inaccurate**

Unless otherwise specified herein, the statements contained in this Disclosure Statement are made by the Plan Proponents as of the date hereof, and the delivery of this Disclosure Statement after that date does not imply that there has not been a change since that date in the information set forth herein. The Plan Proponents may subsequently update the information in this Disclosure Statement, but it has no duty to update this Disclosure Statement unless ordered to do so by the Bankruptcy Court. Further, the performance and prospective financial information contained herein, unless otherwise expressly indicated, is unaudited.

Although the Plan Proponents used their reasonable best efforts to ensure the accuracy of the financial information provided in this Disclosure Statement, some of the financial

information contained in this Disclosure Statement has not been audited and is based upon an analysis of data available at the time of the preparation of the Plan and this Disclosure Statement. While the Plan Proponents believe that such financial information fairly reflects the financial condition of the Debtors, the Debtors are unable to warrant or represent that the information contained herein and annexed hereto is without inaccuracies.

**3. This Disclosure Statement Was Not Approved by the Securities and Exchange Commission**

This Disclosure Statement has not been filed with the Securities and Exchange Commission or any state regulatory authority. Neither the Securities and Exchange Commission nor any state regulatory authority has passed upon the accuracy or adequacy of this Disclosure Statement, or the exhibits or the statements contained herein, and any representation to the contrary is unlawful.

**4. No Legal or Tax Advice Is Provided to You by this Disclosure Statement**

**The contents of this Disclosure Statement should not be construed as legal, business, or tax advice.** Each holder of a Claim or Equity Interest should consult his or her own legal counsel and accountant with regard to any legal, tax and other matters concerning his or her Claim or Equity Interest. This Disclosure Statement may not be relied upon for any purpose other than to determine how to vote on the Plan or object to Confirmation of the Plan.

**5. No Reliance Should be Placed upon any Failure to Identify Litigation Claims or Projected Objections**

No reliance should be placed upon the fact that a particular litigation claim or projected objection to a particular Claim or Equity Interest is, or is not, identified in this Disclosure Statement. The Plan Proponents or the Liquidating Trust may seek to investigate, file and prosecute Claims and Equity Interests and may object to Claims after the Confirmation or Effective Date of the Plan irrespective of whether this Disclosure Statement identifies such Claims or Objections to Claims.

**6. Nothing Herein Constitutes a Waiver of any Right to Object to Claims or Recover Transfers and Assets**

The vote by a holder of an Allowed Claim for or against the Plan does not constitute a waiver or release of any Claims of the Debtors or the Liquidating Trust or rights of the Plan Proponents or the Liquidating Trust (or any party in interest, as the case may be) to object to that holder's Allowed Claim, or recover any preferential, fraudulent or other voidable transfer or assets, regardless of whether any Claims or Causes of Action of the Debtors or their Estates is specifically or generally identified herein.

**7. No Representations Made Outside this Disclosure Statement Are Authorized**

No representations concerning or relating to the Debtors, the Chapter 11 Cases or the Plan are authorized by the Bankruptcy Court or the Bankruptcy Code, other than as set forth in

this Disclosure Statement. Any representations or inducements made to secure your acceptance or rejection of the Plan that are other than as contained in, or included with, this Disclosure Statement, should not be relied upon by you in arriving at your decision. You should promptly report unauthorized representations or inducements to the counsel to the Plan Proponents and the U.S. Trustee.

**E. Additional Factors to Be Considered**

**1. The Plan Support Agreement May Terminate**

Pursuant to the Plan Support Agreement, the Debtors, the Creditors' Committee, and Consenting Claimants have agreed to support the Plan; subject, however, to certain termination events not having occurred, including, without limitation, if:

- (a) the Bankruptcy Court has entered an order in any of the Chapter 11 Cases appointing a trustee under Chapter 11 of the Bankruptcy Code;
- (b) any of the Chapter 11 Cases are dismissed or converted to a case under Chapter 7 of the Bankruptcy Code;
- (c) any court has entered a final, non-appealable judgment or order declaring the Plan Support Agreement or any material portion thereof to be unenforceable;
- (d) the Releases set forth in the Plan Term Sheet are modified, amended, changed, severed or otherwise altered in the Plan or any other definitive document in any manner;
- (e) the Plan Support Agreement ceases to be binding on Ally or the Creditors' Committee;
- (f) the Plan Support Agreement ceases to be binding on any Consenting Claimant;
- (g) the Debtors file with the Bankruptcy Court a proposed disclosure statement, Chapter 11 plan, confirmation order or other related document that is not an Approved Plan Document (as such term is defined in the Plan Term Sheet);  
or
- (h) the Milestones provided in the Plan Support Agreement are not satisfied.

To the extent the terms or conditions of the Plan Support Agreement are not satisfied, or to the extent events of termination arise under the Plan Support Agreement, the Plan Support Agreement may terminate prior to the confirmation or consummation of the Plan, which could result in the loss of support for the Plan by important creditor constituents. Any such loss of support could have an adverse effect on the Debtors' ability to confirm and consummate the Plan or any alternative plan.

## **2. Plan Releases May Not Be Approved**

There can be no assurance that the Plan Releases will be approved by the Bankruptcy Court. If the Plan Releases are not approved, there will be no Ally Contribution, and it would be highly unlikely that the Plan would be consummated. In the absence of any Ally Contribution, the proposed distributions in the Plan could not be effectuated, and holders of Claims and Equity Interests would receive significantly reduced recoveries in any alternative plan scenario.

## **3. Potential Creditor Actions**

Certain holders of Claims against the Debtors may express dissatisfaction with the proposed Plan. As of the date hereof, the Plan Proponents do not express any views with respect to the outcome of potential actions of such holders. It is possible that such actions could lead to modifications to the Plan. It is also possible that such actions could impact the Debtors' existing business operations.

## **4. Certain Tax Implications**

Certain consequences of the Plan regarding U.S. federal income taxes are summarized under "Certain U.S. Federal Income Tax Consequences of the Plan." Many of these tax issues raise unsettled and complex legal issues, and are subject to substantial uncertainties. Except as described below, no ruling from the U.S. Internal Revenue Service ("IRS") has been sought by the Debtors regarding the tax consequences described in this Disclosure Statement. The IRS may challenge the various positions the Debtors have taken, or intend to take, with respect to their tax treatment, and a court may sustain such a challenge or objection by the IRS. For a more detailed discussion of risks relating to the specific positions the Debtors intend to take with respect to various tax issues, please review Article X.

### **ARTICLE X. CERTAIN U.S. FEDERAL INCOME TAX CONSEQUENCES OF THE PLAN**

The following discussion summarizes certain U.S. federal income tax consequences of implementation of the Plan to the Debtors and certain holders of Claims.

This discussion is based on the Internal Revenue Code of 1986, as amended, (the "IRC") and the Treasury Regulations promulgated thereunder, judicial decisions and published administrative rulings, and pronouncements of the IRS, each as in effect on the date hereof. Legislative, judicial, or administrative changes or interpretations enacted or promulgated after the date hereof could alter or modify the discussion set forth below with respect to the U.S. federal income tax consequences of the Plan. Any such changes or interpretations may be retroactive and could significantly affect the U.S. federal income tax consequences described herein.

Except as otherwise set forth herein, this discussion does not address the U.S. federal income tax consequences to holders of Claims who (a) are unimpaired or otherwise entitled to payment in full in Cash on the Effective Date under the Plan, or (b) are otherwise not entitled to

vote under the Plan. The discussion assumes that each holder of a Claim holds only Claims in a single class, each holder of a Claim holds such Claims only as “capital assets” within the meaning of the IRC, none of the Claims have “original issue discount” (“OID”) within the meaning of the IRC, and the various debt and other arrangements to which the Debtors are parties will be respected for U.S. federal income tax purposes in accordance with their form.

The U.S. federal income tax consequences of the Plan are complex and are subject to substantial uncertainties. Except as described below, the Debtors have not requested a ruling from the IRS, and the discussion set forth below of certain U.S. federal income tax consequences of the Plan is not binding upon the IRS. Thus, no assurance can be given that the IRS would not assert, or that a court would not sustain, a position different from any discussed herein, resulting in U.S. federal income tax consequences to the Debtors and/or holders of Claims that are substantially different from those discussed herein. The Debtors have not requested an opinion of counsel with respect to any of the tax aspects of the Plan, and no opinion is given by this Disclosure Statement.

This discussion does not apply to a holder of a Claim that is not a “United States person,” as such term is defined in the IRC. Moreover, this discussion does not address U.S. federal taxes other than income taxes nor any state, local or non-U.S. tax consequences of the Plan, nor does it purport to address all aspects of U.S. federal income taxation that may be relevant to United States persons in light of their individual circumstances or to United States persons that may be subject to special tax rules, such as persons who are related to the Debtors within the meaning of the IRC, broker-dealers, banks, mutual funds, insurance companies, financial institutions, small business investment companies, regulated investment companies, real estate mortgage investment conduits, tax-exempt organizations, pass-through entities, beneficial owners of pass-through entities, Subchapter S corporations, employees of the Debtors, persons who received their Claims as compensation, persons who hold Claims as part of a straddle, hedge, conversion transaction, or other integrated investment, persons using a mark to market method of accounting, and holders of Claims who are themselves in bankruptcy. If a partnership or entity treated as a partnership for U.S. federal income tax purposes holds Claims, the tax treatment of a partner generally will depend on the status of the partner and the activities of the partnership.

THE FOLLOWING SUMMARY OF CERTAIN U.S. FEDERAL INCOME TAX CONSEQUENCES IS FOR INFORMATIONAL PURPOSES ONLY AND IS NOT A SUBSTITUTE FOR CAREFUL TAX PLANNING AND ADVICE BASED UPON THE INDIVIDUAL CIRCUMSTANCES PERTAINING TO A HOLDER OF A CLAIM. ALL HOLDERS OF CLAIMS ARE URGED TO CONSULT THEIR OWN TAX ADVISORS AS TO THE FEDERAL, STATE, LOCAL, NON-U.S. INCOME, ESTATE, GIFT, AND OTHER TAX CONSEQUENCES OF THE PLAN.

**IRS CIRCULAR 230 DISCLOSURE:** ANY TAX ADVICE CONTAINED IN THIS DISCLOSURE STATEMENT (INCLUDING ANY ATTACHMENTS) IS NOT INTENDED OR WRITTEN TO BE USED, AND CANNOT BE USED, BY ANY TAXPAYER FOR THE PURPOSE OF AVOIDING TAX-RELATED PENALTIES UNDER THE IRC. TAX ADVICE CONTAINED IN THIS DISCLOSURE STATEMENT (INCLUDING ANY ATTACHMENTS) IS WRITTEN IN CONNECTION WITH THE PROMOTION OR MARKETING OF THE

TRANSACTIONS OR MATTERS ADDRESSED BY THIS DISCLOSURE STATEMENT. EACH TAXPAYER SHOULD SEEK ADVICE BASED ON THE TAXPAYER'S PARTICULAR CIRCUMSTANCES FROM AN INDEPENDENT TAX ADVISOR.

**A. Certain U.S. Federal Income Tax Consequences to the Debtors**

**1. Tax Filing Status**

For U.S. federal income tax purposes, the Debtors, excluding Debtors organized as corporations, are classified as disregarded entities (the "Disregarded Debtors"). Accordingly, all assets and liabilities of the Disregarded Debtors are treated as assets and liabilities of AFI for U.S. federal income tax purposes. As such, the Disregarded Debtors are not taxpaying entities, but rather operate as unincorporated divisions of AFI with their taxable income (or loss) accounted for in the consolidated federal U.S. Corporation Income Tax Return filed by AFI.

**2. Tax Impact of the Plan on the Debtors**

Since the Disregarded Debtors are not taxpaying entities, but rather operate as unincorporated divisions of AFI for U.S. federal income tax purposes, the U.S. federal income tax impact of the Plan to such entities will be reported and accounted for by AFI. Consequently, the transactions contemplated by the Plan, including the transfer of assets to the Liquidating Trust should be treated as though AFI entered into them directly and should not have any U.S. federal income tax consequences to the Disregarded Debtors.

**3. Tax Sharing Agreements**

ResCap, and certain ResCap Debtors, are party to certain tax sharing agreements (each, a "TSA"), which govern the allocation and payment of certain U.S. federal income tax liabilities of such Debtors. Such tax sharing agreements generally allocate the amount of U.S. federal income tax liability computed as if such Debtor were a corporation for U.S. federal income tax purposes and filed a separate consolidated U.S. federal income tax return including all of such Debtor's eligible subsidiaries. Specifically, ResCap is a party to a TSA with GMAC Mortgage Group LLC, its immediate parent (the "ResCap TSA"). A separate TSA between GMAC Mortgage Group LLC and AFI provides for similar obligations with respect to the payment of taxes by GMAC Mortgage Group LLC (the "GMAC MG TSA," and together with the ResCap TSA, the "TSAs").<sup>96</sup> The Debtors have not assumed the TSAs. To the extent the Debtors are obligated to perform under the TSAs, the Debtors may be exposed to substantial liability.

---

<sup>96</sup> The ResCap TSA provides that ResCap must make quarterly estimated tax payments based on the estimated separate tax liability of the hypothetical ResCap tax group. After the filing of the AFI consolidated U.S. federal income tax return, the difference between the estimated tax payments made by ResCap and the separate tax liability of ResCap will be either paid by ResCap or by AFI depending on whether ResCap underpaid or overpaid its estimated tax liability. Additionally, a similar method to that provided for in the tax sharing agreement for allocating U.S. federal income taxes to the hypothetical ResCap tax group will be used to allocate any state, local, or foreign tax liability in which there is a combined tax liability between ResCap and GMAC Mortgage Group LLC.

## **B. Certain U.S. Federal Income Tax Consequences to Holders of Allowed Claims**

### **1. General**

The U.S. federal income tax consequences to a holder receiving, or entitled to receive, a payment in partial or total satisfaction of a Claim will depend on a number of factors, including the nature of the Claim, the holder's method of tax accounting, and its own particular tax situation.

Because the holders' Claims and tax situations differ, holders should consult their own tax advisors to determine how the Plan affects them for federal, state and local tax purposes, based on their particular tax situations. Among other things, the U.S. federal income tax consequences of a payment to a holder may depend initially on the nature of the original transaction pursuant to which the Claim arose. For example, a payment in repayment of the principal amount of a loan is generally not included in the gross income of an original lender.

The U.S. federal income tax consequences of a transfer to a holder may also depend on whether the item to which the payment relates has previously been included in the holder's gross income or has previously been subject to a loss or a worthless security or bad debt deduction. For example, if a payment is made in satisfaction of a receivable acquired in the ordinary course of a holder's trade or business, the holder had previously included the amount of such receivable payment in its gross income under its method of tax accounting, and had not previously claimed a loss or a worthless security or bad debt deduction for that amount, the receipt of the payment should not result in additional income to the holder but may result in a loss. Conversely, if the holder had previously claimed a loss or worthless security or bad debt deduction with respect to the item previously included in income, the holder generally would be required to include the amount of the payment in income.

A holder receiving a payment pursuant to the Plan in satisfaction of its Claim generally may recognize taxable income or loss measured by the difference between (i) the amount of cash and the fair market value (if any) of any property received by the holder (other than any consideration attributable to a Claim for accrued but unpaid interest), including, as discussed below, any beneficial interests in the Liquidating Trust, and (ii) its adjusted tax basis in the Claim (other than basis attributable to accrued but unpaid interest previously included in the holder's taxable income). For this purpose, the adjusted tax basis may include amounts previously included in income (less any bad debt or loss deduction) with respect to that item. The character of any income or loss that is recognized will depend upon a number of factors, including the status of the creditor, the nature of the Claim in its hands, whether the Claim was purchased at a discount, whether and to what extent the creditor has previously claimed a bad debt deduction with respect to the Claim, and the creditor's holding period of the Claim. Generally, the income or loss will be capital gain or loss if the Claim is a capital asset in the holder's hands.

When gain or loss is recognized, as discussed below (see Section B.2 – "Consequences to holders of Junior Secured Notes Claims, Senior Unsecured Notes Claims, Junior Secured Notes Deficiency Claims, and General Unsecured Claims"), such gain or loss may be long-term capital gain or loss if the Claim has been held for more than one year. Each holder of the Claim should



consult its own tax advisor to determine whether gain or loss recognized by such holder will be long-term capital gain or loss and the specific tax effect thereof on such holder.

As discussed below (see Section C —“Tax Treatment of the Liquidating Trust and holders of Beneficial Interests”), each holder of a Claim that receives a beneficial interest in the Liquidating Trust will be treated for U.S. federal income tax purposes as directly receiving, and as a direct owner of, its respective share of the Liquidating Trust Assets, consistent with its economic rights in the Trust. Pursuant to the Plan, the Liquidating Trustee will in good faith value the assets transferred to the Liquidating Trust, and all parties to the Liquidating Trust (including holders of Claims receiving Liquidating Trust Units) must consistently use such valuation for all U.S. federal income tax purposes.

A holder’s share of any proceeds received by the Liquidating Trust upon the sale or other disposition of the assets of the Liquidating Trust (other than any such amounts received as a result of the subsequent disallowance of Disputed Claims or the reallocation among holders of the Claims of undeliverable Plan distributions) should not be included, for U.S. federal income tax purposes, in the holder’s amount realized in respect of its Claim but should be separately treated as amounts realized in respect of such holder’s ownership interest in the underlying assets of the Liquidating Trust. See Section C —“Tax Treatment of the Liquidating Trust and Holders of Beneficial Interests,” below.

A holder’s tax basis in its respective share of the Liquidating Trust Assets will equal the fair market value of each such interest on the date the Liquidating Trust is created, and the holder’s holding period generally will begin the day following the establishment of the Liquidating Trust.

## **2. Consequences to Holders of Junior Secured Notes Claims, Senior Unsecured Notes Claims, Junior Secured Notes Deficiency Claims, and General Unsecured Claims.**

Pursuant to the Plan, a holder of Junior Secured Notes Claims, Senior Unsecured Notes Claims, Junior Secured Notes Deficiency Claims, and General Unsecured Claims will receive their pro rata share of distributions of deferred cash payments from time to time and their pro rata share of the beneficial interests in the Liquidating Trust, respectively (not to exceed the amount of its Allowed Claim). The holder of any such Allowed Claim generally will realize gain or loss in an amount equal to the difference, if any, between (a) the amount of Cash and the fair market value (if any) of any property received by the holder (other than any consideration attributable to a Claim for accrued but unpaid interest) including the fair market value of beneficial interests in the Liquidating Trust received in exchange for such Claims, and (b) the holder’s adjusted tax basis in the Claim (other than in respect of accrued but unpaid interest). It is possible that any loss, or a portion of any gain, realized by a holder of a Claim may have to be deferred until all of the distributions to such holder are received.

As discussed in the next Section, the amount of Cash or other property received in respect of Claims for accrued but unpaid interest will be taxed as ordinary income, except to the extent previously included in income by a holder under his method of accounting.

### **3. Allocation of Consideration to Interest**

Pursuant to Article VII.I of the Plan, all distributions in respect of Allowed Claims will be allocated first to the principal amount of the Allowed Claim (as determined for U.S. federal income tax purposes), with any excess allocated to accrued but unpaid interest.

However, there is no assurance that such allocation would be respected by the IRS for U.S. federal income tax purposes. In general, to the extent any amount received (whether Cash, or other property) by a holder of a debt instrument is received in satisfaction of accrued interest during its holding period, such amount will be taxable to the holder as interest income (if not previously included in the holder's gross income under the holder's normal method of accounting). Conversely, a holder generally recognizes a deductible loss to the extent any accrued interest claimed was previously included in its gross income and is not paid in full. Each holder of an Allowed Claim is urged to consult its own tax advisor regarding the allocation of consideration and the taxation or deductibility of unpaid interest for tax purposes.

### **4. Market Discount**

Market discount is the amount by which a holder's tax basis in a debt obligation immediately after its acquisition is exceeded by the adjusted issue price of the debt obligation at such time, subject to a *de minimis* exception. A holder generally is required to include gain on the disposition of a market discount debt instrument as ordinary income to the extent of the accrued market discount on the debt instrument.

### **5. Information Reporting and Backup Withholding**

In general, information reporting requirements may apply to distributions or payments under the Plan. Furthermore, all distributions to holders of Allowed Claims under the Plan are subject to any applicable tax withholding, including employment tax withholding. Under U.S. federal income tax law, interest, dividends, and other reportable payments may, under certain circumstances, be subject to "backup withholding" at the applicable withholding rate.

Backup withholding generally applies if the holder (a) fails to furnish its social security number or other taxpayer identification number, (b) furnishes an incorrect taxpayer identification number, (c) fails properly to report interest or dividends, or (d) under certain circumstances, fails to provide a certified statement, signed under penalty of perjury, that the tax identification number provided is its correct number and that it is not subject to backup withholding. Backup withholding is not an additional tax but merely an advance payment, which may be refunded to the extent it results in an overpayment of tax. Certain persons are exempt from backup withholding, including, in certain circumstances, corporations and financial institutions. These categories are very broad; however, there are numerous exceptions. Holders of Allowed Claims are urged to consult their tax advisors regarding the Treasury Regulations governing backup withholding and whether the transactions contemplated by the Plan would be subject to these Treasury Regulations.

***HOLDERS ARE URGED TO CONSULT THEIR TAX ADVISORS REGARDING THE U.S. FEDERAL INCOME TAX CONSEQUENCES OF THE PLAN, INCLUDING***

***POTENTIAL WITHHOLDING ON DISTRIBUTIONS BY THE DEBTORS OR PAYMENTS FROM THE LIQUIDATING TRUST, PRIVATE SECURITIES CLAIMS TRUST, AND THE BORROWERS CLAIM TRUST, RESPECTIVELY.***

In addition, Treasury Regulations generally require disclosure by a taxpayer on its U.S. federal income tax return of certain types of transactions in which the taxpayer participated, including, among other types of transactions, certain transactions that result in the taxpayer's claiming a loss in excess of specified thresholds. Holders are urged to consult their tax advisors regarding these Treasury Regulations and whether the transactions contemplated by the Plan would be subject to these Treasury Regulations and require disclosure on the holder's tax returns.

**C. Tax Treatment of the Liquidating Trust and Holders of Beneficial Interests**

**1. Classification of the Liquidating Trust**

The Liquidating Trust, created pursuant to the Plan, is intended to qualify as a "liquidating trust" for U.S. federal income tax purposes. In general, a liquidating trust is not a separate taxable entity, but rather is treated for U.S. federal income tax purposes as a "grantor trust" (*i.e.*, all income and loss is taxed directly to the liquidating trust beneficiaries). However, merely establishing a trust as a liquidating trust does not ensure that it will be treated as a grantor trust for U.S. federal income tax purposes. The IRS, in Revenue Procedure 94-45, 1994-2 C.B. 684, set forth the general criteria for obtaining an IRS ruling as to the grantor trust status of a liquidating trust under a Chapter 11 plan. Pursuant to the Plan, and in conformity with Revenue Procedure 94-45, all parties (including, without limitation, the Debtors, the Liquidating Trustees, and holders) will be required to treat, for U.S. federal income tax purposes, the Liquidating Trust as a grantor trust. The holders of beneficial interests in the Liquidating Trust are the owners and grantors of the Liquidating Trust. The following discussion assumes that the Liquidating Trust will be so respected for U.S. federal income tax purposes. The Liquidating Trust intends to request a ruling from the IRS concerning the tax status of the Liquidating Trust as a grantor trust. However, prior to obtaining a favorable ruling by the IRS, there can be no assurance that the IRS would not take a contrary position. If the IRS were to successfully challenge the classification of the Liquidating Trust, the U.S. federal income tax consequences to the Liquidating Trust and the holders of beneficial interests in the Liquidating Trust, respectively, and the Debtors could vary from those discussed herein (including the potential for an entity-level tax on income of the Liquidating Trust). Moreover, if the Liquidating Trust were found to be carrying on a profit-making business, the Trust would be treated as a publicly traded partnership taxable as a corporation for U.S. federal income tax purposes. As a result, the U.S. federal income tax consequences to the Liquidating Trust, the holders of beneficial interests in the Liquidating Trust, and the Debtors could vary from those discussed herein.

**2. General Tax Reporting by the Liquidating Trust and Holders of Beneficial Interests**

For all U.S. federal income tax purposes, all parties (including, without limitation, the Debtors, the Liquidating Trustee, and holders) must treat the transfer of the Liquidating Trust Assets to the Liquidating Trust in accordance with the terms of the Plan. Pursuant to the Plan, the

Liquidating Trust Assets (other than assets allocable to Disputed Claims) are treated, for U.S. federal income tax purposes, as having been transferred, subject to any obligations relating to those assets, directly to the holders of the respective Claims receiving beneficial interests in the Liquidating Trust (with each holder receiving an undivided interest in such assets in accordance with their economic interests in such assets), followed by the transfer by the holders of such assets to the Liquidating Trust in exchange for a beneficial interest in the Liquidating Trust. Accordingly, all parties must treat the Liquidating Trust as a grantor trust of which the holders of beneficial interests in the Liquidating Trust are the owners and grantors, and treat the holders of beneficial interests in the Liquidating Trust as the direct owners of an undivided interest in the Liquidating Trust Assets (other than any assets allocable to Disputed Claims), consistent with their economic interests therein, for all U.S. federal income tax purposes.

Each holder of a beneficial interest in the Liquidating Trust must report on its U.S. federal income tax return its pro rata allocable share of income, gain, loss, deduction and credit recognized or incurred by the Liquidating Trust. Moreover, upon the sale or other disposition (or deemed disposition) of any Liquidating Trust asset, each holder of a beneficial interest in the Liquidating Trust must report on its U.S. federal income tax return its share of any gain or loss measured by the difference between (1) its share of the amount of Cash and/or the fair market value of any property received by the Liquidating Trust in exchange for the Liquidating Trust asset so sold or otherwise disposed of and (2) such holder's adjusted tax basis in its pro rata share of such Liquidating Trust asset. The character of any such gain or loss to the holder will be determined as if such holder itself had directly sold or otherwise disposed of the Liquidating Trust asset. The character of items of income, gain, loss, deduction and credit to any holder of a beneficial interest in the Liquidating Trust, and the ability of the holder to benefit from any deductions or losses, depends on the particular circumstances or status of the holder.

As soon as reasonably practicable after the transfer of the Liquidating Trust Assets to the Liquidating Trust, the Liquidating Trustee shall make a good faith valuation of the Liquidating Trust Assets. All parties to the Liquidating Trust (including, without limitation, the Debtors and holders of beneficial interests) must consistently use such valuation for all U.S. federal income tax purposes. The valuation will be made available, from time to time, as relevant for tax reporting purposes.

Taxable income or loss allocated to a holder of a beneficial interest in the Liquidating Trust will be treated as income or loss with respect to holder's undivided interest in the Liquidating Trust Assets, and not as income or loss with respect to its prior Allowed Claim. The character of any income and the character and ability to use any loss will depend on the particular situation of the holder of a beneficial interest in the Liquidating Trust.

The U.S. federal income tax obligations of a holder with respect to its beneficial interest in the Liquidating Trust are not dependent on the Liquidating Trust distributing any cash or other proceeds. Thus, a holder may incur a U.S. federal income tax liability with respect to its allocable share of Liquidating Trust income even if the Liquidating Trust does not make a concurrent distribution to the holder. In general, other than in respect of cash retained on account of Disputed Claims and distributions resulting from undeliverable distributions (the subsequent distribution of which still relates to a holder's Allowed Claim), a distribution of cash

by the Liquidating Trust will not be separately taxable to a holder of a beneficial interest in the Liquidating Trust since the beneficiary is already regarded for U.S. federal income tax purposes as owning the underlying assets (and was taxed at the time the cash was earned or received by the Liquidating Trust). Holders are urged to consult their tax advisors regarding the appropriate U.S. federal income tax treatment of any subsequent distributions of cash originally retained by the Liquidating Trust on account of Disputed Claims.

The Liquidating Trustees will comply with all applicable governmental withholding requirements (see Section VII.H of the Plan). Thus, in the case of any holders of beneficial interests in the Liquidating Trust that are not U.S. persons, the Liquidating Trustee may be required to withhold up to 30% of the income or proceeds allocable to such persons, depending on the circumstances (including whether the type of income is subject to a lower treaty rate).

The Liquidating Trustee will file with the IRS tax returns for the Liquidating Trust consistent with its classification as a grantor Trust pursuant to Treasury Regulation Section 1.671-4(a). Except as discussed below with respect to any reserve for Disputed Claims, the Liquidating Trustee also will send annually to each holder of a beneficial interest in the Liquidating Trust a separate statement regarding the receipts and expenditures of the Liquidating Trust as relevant for U.S. federal income tax purposes and will instruct all such holders to use such information in preparing their U.S. federal income tax returns or to forward the appropriate information to such holder's underlying beneficial holders with instructions to utilize such information in preparing their U.S. federal income tax returns.

#### **D. Treatment of the Disputed Claims Reserve**

The Disputed Claims Reserve is intended to be treated, for U.S. federal income tax purposes, as a disputed ownership fund within the meaning of Treasury Regulations Section 1.468B-9(b)(1). If so treated, any income of the Disputed Claims Reserve will be subject to tax as provided by the regulations governing disputed ownership funds. Any payment of Cash or distribution of Liquidating Trust Units made out of the Disputed Claims Reserve should not be deemed to have been made to any holder of a Disputed Claim until, and to the extent that, the amount (if any) to which such holder is entitled has been determined and distributed. At such time, such holder will take such amount into account for U.S. federal income tax purposes as an amount received in respect of its Claim. Upon the disallowance of a Disputed Claim, the Disputed Claims Reserve will be treated as having distributed to holders of Liquidating Trust Units the portion of the Liquidating Trust Assets allocable to such Disputed Claim. Recipients of amounts from the Disputed Claims Reserve should report these amounts consistently with the foregoing and should consult their tax advisors concerning the federal, state, local, and other tax consequences of the receipt of amounts from the Disputed Claims Reserve.

Upon the allowance or disallowance of a Disputed Claim, the Disputed Claims Reserve generally will be treated as having sold or exchanged the portion of the Liquidating Trust Assets allocable to such Claim for purposes of IRC Section 1001(a). Any income realized by the Disputed Claims Reserve will be reported as income of and taxable to the Disputed Claims Reserve.

**E. Tax Treatment of the RMBS Claims Trust, the Private Securities Claims Trust and the Borrower Claims Trust**

All parties including, without limitation, the Debtors, the RMBS Claims Trustee and the holders of RMBS Trust Claims (with respect to the RMBS Claims Trust), the Private Securities Claims Trustee and the holders of Private Securities Claims (with respect to the Private Securities Claims Trust), and the Borrower Claims Trustee and the holders of Borrower Claims (with respect to the Borrower Claims Trust), unless otherwise required by law (or by the terms of the applicable trust agreement), shall treat each of the RMBS Claims Trust, the Private Securities Claims Trust, and the Borrower Claims Trust, respectively, as a qualified settlement fund within the meaning of IRC Section 468B and the Treasury Regulations thereunder. Pursuant to such treatment, any payment made out of the RMBS Claims Trust, the Private Securities Claims Trust, or the Borrower Claims Trust to a holder of an RMBS Trust Claim, a Private Securities Claim or a Borrower Claim, respectively, should not be deemed to have been made to any recipient until, and to the extent that, the amount to which the recipient is entitled has been determined and distributed. At such time, the recipient will take such amount into account for U.S. federal income tax purposes as an amount received in respect of its Claim. Recipients of amounts from the RMBS Claims Trust, the Private Securities Claims Trust, or the Borrower Claims Trust, respectively, should report these amounts consistently with the foregoing and should consult their tax advisors concerning the federal, state, local, and other tax consequences of the receipt of amounts from the RMBS Claims Trust, the Private Securities Claims Trust or the Borrowers Claims Trust, respectively.

As qualified settlement funds: Amounts earned by the RMBS Claims Trust, the Private Securities Claims Trust and the Borrower Claims Trust, respectively, will generally be subject to an entity level tax on amounts earned on a current basis. In general, in determining the RMBS Claims Trust's, the Private Securities Claims Trust's, and the Borrowers Claims Trust's taxable income, (1) any amounts transferred to the Trust would be excluded from its income, (2) any sale or exchange of property by the RMBS Claims Trust, the Private Securities Claims Trust and the Borrowers Claims Trust, respectively, would result in the recognition of gain or loss equal to the difference between the amount received on such disposition and the respective Trust's adjusted basis in such property, and (3) any interest income or other earnings with respect to RMBS Claims Trust and the Private Securities Claims Trust (through their interests in the Liquidating Trust) and the Borrowers Claims Trust's assets, respectively, would be included in income. Additionally, the RMBS Claims Trust and the Private Securities Claims Trust generally will treat a distribution of Liquidating Trust Units in respect of RMBS Trust Claims and Private Securities Claims, respectively, as a sale or exchange of such Units for purposes of IRC Section 1001(a). Any income realized by the RMBS Claims Trust, the Private Securities Claims Trust and the Borrowers Claims Trust will be reported as income of and taxable to the RMBS Claims Trust, the Private Securities Claims Trust, and the Borrowers Claims Trust. The RMBS Claims Trustee, the Private Securities Claims Trustee and the Borrowers Claims Trustee will file with the IRS tax returns for the RMBS Claims Trust, the Private Securities Claims Trust, and the Borrowers Claims Trust, respectively, consistent with its classification as a qualified settlement fund pursuant to Treasury Regulation Section 1.468B-2(k)(1).

***THE FOREGOING SUMMARY IS PROVIDED FOR GENERAL INFORMATIONAL PURPOSES ONLY. HOLDERS OF CLAIMS ARE STRONGLY URGED TO CONSULT THEIR OWN TAX ADVISORS REGARDING FEDERAL, STATE, LOCAL, AND NON-U.S. TAX CONSEQUENCES OF THE PLAN TO THEM.***

**ARTICLE XI.  
SECURITIES LAW MATTERS**

The issuance of the Units pursuant to the Plan is being made in reliance upon Section 1145(a) of the Bankruptcy Code. Section 1145(a) of the Bankruptcy Code exempts securities issued pursuant to a plan from registration under the Securities Act, or any state law requiring registration for the sale or offering of securities, provided certain conditions are met, except for securities issued to an “underwriter,” as defined in Section 1145(b) of the Bankruptcy Code. Subsequent transfers of the Units by holders that are not “underwriters” will generally be exempt from federal and state securities registration requirements.

Section 1145(a) of the Bankruptcy Code generally exempts from federal and state registration requirements the issuance of securities if the following conditions are satisfied:

(i) the securities are offered or sold under a Chapter 11 plan by (x) a debtor, (y) one of its affiliates participating in a joint plan with the debtor, or (z) a successor to a debtor under the plan; and

(ii) the securities are issued in exchange for a claim against or interest in the debtor or such affiliate, or are issued principally in such exchange and partly for cash or property.

Section 1145(b)(1) of the Bankruptcy Code defines “underwriter” as one who (A) purchases a claim or interest with a view to distribution of any security to be received in exchange for the claim or interest, (B) offers to sell securities issued under a plan for the holders of such securities, (C) offers to buy securities issued under a plan from the holders receiving such securities, if the offer to buy is made with a view to distribution of such securities and under an agreement made in connection with the plan, with the consummation of the plan, or with the offer or sale of securities under the plan, or (D) is an issuer of the securities within the meaning of Section 2(a)(11) of the Securities Act.

Section 2(a)(11) of the Securities Act defines an “issuer” to include any person directly or indirectly controlling or controlled by the issuer, or any person under direct or indirect common control with the issuer. “Control,” as defined in Rule 405 under the Securities Act, means the possession, direct or indirect, of the power to direct or cause the direction of the management and policies of a person, whether through the ownership of voting securities, by contract, or otherwise. Section 1145(b)(1)(D) therefore applies to persons considered “affiliates” of the issuer, as defined in Rule 144 under the Securities Act. A member of the Liquidating Trust Board or Liquidating Trust Management may be deemed to be an affiliate of the Liquidating Trust, and therefore an “underwriter” for purposes Section 1145(b) of the Bankruptcy Code.

The Plan Proponents believe that the exchange of Units for Claims against the Debtors under the circumstances provided in the Plan will generally satisfy the requirements of Section 1145(a) of the Bankruptcy Code. Any Units not issuable pursuant to Section 1145(a) of the Bankruptcy Code, because of the applicability of Section 1145(b) of the Bankruptcy Code, will be considered “restricted securities” as defined in Rule 144, or securities held by affiliates.

The Units issued pursuant to the Plan will be deemed to have been issued in a public offering, except to holders who meet the Section 1145(b) definition of an “underwriter.” Accordingly, the Units may be resold by a holder, other than such an underwriter, without registration under the Securities Act pursuant to the exemption provided by Section 4(a)(1) of the Securities Act, and without compliance with the registration requirements of state securities laws pursuant to applicable exemptions under those laws.

Units held by persons deemed to be “underwriters” under Section 1145(b) of the Bankruptcy Code will generally be restricted, and may not be resold under the Securities Act or applicable state securities laws absent an effective registration statement under the Securities Act, or pursuant to an applicable exemption from registration such as Rule 144, and pursuant to applicable exemptions under state securities laws. Under certain circumstances, such persons may be able to resell their securities pursuant to Rule 144, and in compliance with applicable state securities laws. Generally, Rule 144 provides that persons who are affiliates may resell securities, without being deemed underwriters under the Securities Act, if certain conditions are met. These conditions include: the availability of current public information with respect to the issuer; a limitation as to the amount of securities that may be sold in any three-month period; the requirement that the securities be sold in a “brokers’ transaction” or in a transaction directly with a “market maker”; and the filing of a notice of resale with the Securities and Exchange Commission. The Plan Proponents cannot provide assurance that the required current public information will exist with respect to the Units and, therefore, that the safe harbor provisions of Rule 144 will be available. Holders of Units who may be deemed underwriters are advised to consult with their own counsel as to the availability in their particular situation of exemptions from registration under federal and state securities laws.

To the extent that the interests in the Private Securities Claims Trust may be deemed to be securities, the Plan Proponents believe that the issuance of these interests to holders of Private Securities Claims under the terms of the Plan satisfies the requirements of Section 1145(a) of the Bankruptcy Code. The treatment of these interests for securities law purposes would therefore be the same as the treatment of the Units, as described above and subject to the caveat below, *mutatis mutandis*.

IN VIEW OF THE COMPLEXITY OF THE APPLICABLE SECURITIES LAWS, AND THE FACT SPECIFIC INQUIRY OF WHETHER A RECIPIENT OF SECURITIES MAY BE AN UNDERWRITER OR AN AFFILIATE OF THE LIQUIDATING TRUST, THE PLAN PROPONENTS MAKE NO REPRESENTATIONS CONCERNING THE RIGHT OF ANY PERSON TO RESELL THE UNITS. ACCORDINGLY, THE PLAN PROPONENTS ADVISE POTENTIAL RECIPIENTS OF THE UNITS TO CONSULT THEIR OWN COUNSEL CONCERNING WHETHER THEY MAY FREELY TRADE THE UNITS.



**ARTICLE XII.**  
**RULES OF INTERPRETATION**

**A. Rules of Construction**

The following rules for interpretation and construction shall apply to this Disclosure Statement: (i) capitalized terms used in this Disclosure Statement and not otherwise defined herein shall have the meanings ascribed to them in the Plan; (ii) terms and phrases, whether capitalized or not, that are used but not defined herein or in the Plan, but that are defined in the Bankruptcy Code, shall have the meanings ascribed to them in the Bankruptcy Code; (iii) in the appropriate context, each term, whether stated in the singular or the plural, shall include both the singular and the plural, and pronouns stated in the masculine, feminine, or neuter gender shall include the masculine, feminine, and the neuter gender; (iv) any reference herein to an existing document or exhibit having been Filed or to be Filed shall mean that document or exhibit, as it may thereafter be amended, modified, or supplemented; (v) unless otherwise specified, all references herein to “Parts” are references to Articles hereof; (vi) unless otherwise stated, the words “herein,” “hereof,” and “hereto” refer to this Disclosure Statement in its entirety rather than to a particular portion of this Disclosure Statement; (vii) captions and headings to Articles are inserted for convenience of reference only and are not intended to be a part of or to affect the interpretation hereof; (viii) the rules of construction set forth in Bankruptcy Code Section 102 shall apply; and (ix) any immaterial effectuating provisions may be interpreted by the Plan Proponents in a manner that is consistent with the overall purpose and intent of the Plan and Disclosure Statement, all without further order of the Bankruptcy Court.

**B. Computation of Time**

Unless otherwise specified herein, Bankruptcy Rule 9006(a) shall apply in computing any period of time prescribed or allowed herein.

**C. Governing Law**

Unless a rule of law or procedure is supplied by federal law or unless otherwise specifically stated, the laws of the State of New York, without giving effect to the principles of conflict of laws, shall govern the rights, obligations, construction, and implementation of the Plan, and any agreements, securities, instruments, or other documents executed or delivered in connection with the Plan (except as otherwise set forth in those documents, in which case the governing law of such documents shall control); provided, however, that corporate governance matters relating to the Debtors shall be governed by the laws of the State of Delaware.

**ARTICLE XIII.**  
**CONCLUSION AND RECOMMENDATION**

In the opinion of the Plan Proponents, because the Plan provides for a larger distribution to the Debtors’ creditors than would otherwise result in a liquidation under Chapter 7 of the Bankruptcy Code, the Plan is preferable to the alternatives described in this Disclosure Statement. In addition, any alternative other than Confirmation of the Plan could result in extensive delays and increased administrative expenses resulting in smaller distributions than

those which are proposed under the Plan. Accordingly, the Plan Proponents recommend that parties entitled to vote on the Plan support Confirmation of the Plan and vote to accept the Plan.

Respectfully submitted,

/s/ Lewis Kruger  
Residential Capital, LLC  
By: Lewis Kruger  
Title: Chief Restructuring Officer  
Dated: August 20, 2013

Prepared by:

Gary S. Lee  
Lorenzo Marinuzzi  
Todd M. Goren  
Jennifer L. Marines  
Samantha Martin  
MORRISON & FOERSTER LLP  
1290 Avenue of the Americas  
New York, New York 10104  
Telephone: (212) 468-8000  
Facsimile: (212) 468-7900

Kenneth H. Eckstein  
Doughlas H. Mannal  
Stephen D. Zide  
Rachael L. Ringer  
KRAMER LEVIN NAFTALIS &  
FRANKEL LLP  
1177 Avenue of the Americas  
New York, New York 10036  
Telephone: (212) 715-9100  
Facsimile: (212) 715-8000

- and -

*Counsel for the Official Committee of  
Unsecured Creditors*

Alexandra Steinberg Barrage  
MORRISON & FOERSTER LLP  
2000 Pennsylvania Avenue, NW  
Washington, DC 20006-1888  
Telephone: (202) 887-1500  
Facsimile: (202) 887-0763

*Counsel for the Debtors and  
Debtors in Possession*

**Exhibit 1**

UNITED STATES BANKRUPTCY COURT  
SOUTHERN DISTRICT OF NEW YORK

In re:	)	
	)	Case No. 12-12010 (MG)
RESIDENTIAL CAPITAL, LLC, <u>et al.</u> ,	)	
	)	Chapter 11
Debtors.	)	
	)	Jointly Administered
	)	

---

**JOINT CHAPTER 11 PLAN PROPOSED BY RESIDENTIAL CAPITAL, LLC, et al.  
AND THE OFFICIAL COMMITTEE OF UNSECURED CREDITORS**

---

MORRISON & FOERSTER LLP  
Gary S. Lee  
Lorenzo Marinuzzi  
Todd M. Goren  
Jennifer L. Marines  
1290 Avenue of the Americas  
New York, New York 10104  
Telephone: (212) 468-8000  
Facsimile: (212) 468-7900

*Counsel for Debtors and Debtors-in-Possession*

KRAMER LEVIN NAFTALIS & FRANKEL LLP  
Kenneth H. Eckstein  
Douglas H. Manna  
Stephen D. Zide  
Rachael L. Ringer  
1177 Avenue of the Americas  
New York, New York 10036  
Telephone: (212) 715-9100  
Facsimile: (212) 715-8000

*Counsel for the Official Committee of Unsecured Creditors*

Dated: August 20, 2013  
New York, New York

THIS PLAN IS BEING SUBMITTED FOR APPROVAL BY THE BANKRUPTCY COURT. THIS IS NOT A SOLICITATION OF AN ACCEPTANCE OR REJECTION OF THE PLAN WITHIN THE MEANING OF SECTION 1125 OF THE BANKRUPTCY CODE, 11 U.S.C. § 1125. ACCEPTANCES OR REJECTIONS MAY NOT BE SOLICITED UNTIL THE BANKRUPTCY COURT HAS APPROVED A DISCLOSURE STATEMENT. NOTHING CONTAINED HEREIN SHALL CONSTITUTE AN OFFER, ACCEPTANCE, OR A LEGALLY BINDING OBLIGATION OF THE DEBTORS OR ANY OTHER PARTY IN INTEREST.

**TABLE OF CONTENTS**

	<b><u>Page</u></b>
ARTICLE I. DEFINED TERMS, RULES OF CONSTRUCTION, COMPUTATION OF TIME, AND GOVERNING LAW .....	1
A. Defined Terms .....	1
B. Rules of Construction .....	32
C. Computation of Time .....	32
D. Governing Law .....	32
ARTICLE II. ADMINISTRATIVE CLAIMS, PROFESSIONAL CLAIMS, PRIORITY TAX CLAIMS, AND U.S. TRUSTEE FEES .....	33
A. Administrative Claims .....	33
B. Professional Claims .....	34
C. Priority Tax Claims .....	35
D. U.S. Trustee Fees .....	35
ARTICLE III. CLASSIFICATION, TREATMENT, AND VOTING OF CLAIMS AND EQUITY INTERESTS .....	36
A. Classification of Claims and Equity Interests .....	36
B. Record Date for Claims .....	36
C. Summary of Classification and Class Identification .....	36
D. Treatment of Claims and Equity Interests .....	38
E. Subordinated Claims .....	53
F. Distributions on Account of Allowed Claims and Interests .....	54
G. Elimination of Vacant Classes .....	54
H. Confirmation Pursuant to Sections 1129(a)(10) and 1129(b) of the Bankruptcy Code .....	54
ARTICLE IV. IMPLEMENTATION OF THE PLAN .....	55
A. Global Settlement .....	55
B. Ally Settlement .....	57
C. RMBS Settlement .....	59
D. Settlement of Monoline Claims .....	64
E. Private Securities Claims Trust .....	65
F. Borrower Claims Trust .....	67
G. Settlement of Claims of Kessler Class Claimants .....	70

H.	NJ Carpenters Claims Settlement .....	71
I.	Senior Unsecured Notes Settlement .....	71
J.	Adjustment Mechanism.....	71
K.	Cancellation of Securities, Indentures, and Other Documents Evidencing Claims and Equity Interests.....	72
L.	Treatment of Intercreditor Agreement .....	73
M.	Compensation Order .....	73
N.	Corporate Action.....	73
O.	Dissolution of the Debtors .....	74
P.	Effectuating Documents; Further Transactions .....	74
Q.	Exemption from Certain Taxes and Fees .....	74
R.	Preservation of Causes of Action.....	75
ARTICLE V. TREATMENT OF EXECUTORY CONTRACTS AND UNEXPIRED LEASES .....		76
A.	Rejection of Executory Contracts and Unexpired Leases.....	76
B.	Assumption of Executory Contracts and Unexpired Leases.....	77
C.	Contracts and Leases Entered Into After the Petition Date .....	78
D.	Pre-existing Obligations to the Debtors Under Executory Contracts and Unexpired Leases .....	78
E.	Nonoccurrence of Effective Date.....	79
F.	No Change in Control .....	79
ARTICLE VI. THE LIQUIDATING TRUST .....		79
A.	Generally; Creation and Conversion .....	79
B.	Purpose of the Liquidating Trust .....	79
C.	Transfer of Assets to the Liquidating Trust .....	80
D.	Liquidating Trust Administrative Reserve and Administrative, Priority, Secured and Convenience Distribution Reserve.....	80
E.	Liquidating Trust Governance .....	81
F.	Financial Statements/Reporting.....	81
G.	Tax Treatment.....	81
H.	Duration.....	83
I.	Conflicting Terms .....	83
J.	Exculpation; Indemnification; Insurance .....	83

ARTICLE VII. PROVISIONS GOVERNING ISSUANCE OF UNITS AND OTHER DISTRIBUTIONS .....	84
A. Applicability .....	84
B. Cash Distributions .....	84
C. Initial Issuance of Units and Distributions in Respect of Units by the Liquidating Trust.....	85
D. Fractional Units .....	86
E. Timing and Calculation of Amounts to be Distributed .....	86
F. Disbursing Agent .....	87
G. Delivery of Distributions and Undeliverable or Unclaimed Distributions .....	87
H. Compliance with Tax Requirements .....	91
I. Allocations .....	92
J. Setoffs and Recoupment .....	92
K. Claims Paid or Payable by Third Parties .....	93
L. Allowed Unsecured Claims for Which More than One Debtor in a Debtor Group Is Jointly and/or Severally Liable .....	93
M. Distributions Free and Clear .....	94
ARTICLE VIII. PROCEDURES FOR RESOLVING DISPUTED CLAIMS.....	94
A. Resolution of Disputed Claims .....	94
B. Disallowance of Claims .....	96
C. Amendments to Claims .....	96
D. Disputed Claims Reserve .....	96
ARTICLE IX. SETTLEMENT, RELEASE, INJUNCTION, AND RELATED PROVISIONS.....	97
A. Compromise and Settlement of Claims, Equity Interests, and Controversies.....	97
B. Release of Liens .....	98
C. Releases by the Debtors.....	98
D. Third Party Release .....	99
E. Third Party Release Carve-Out .....	99
F. Ally Release.....	100
G. Exculpation.....	100
H. Injunction .....	100
I. Waiver of Subrogation.....	101
J. Satisfaction and Release of Claims and Equity Interests .....	101



K.	Judgment Reduction for Co-Defendants in Securities Litigation.....	102
L.	Limitations.....	102
ARTICLE X.	CONDITIONS PRECEDENT TO CONFIRMATION AND CONSUMMATION OF THE PLAN.....	102
A.	Conditions Precedent to Confirmation .....	102
B.	Conditions Precedent to the Effective Date .....	103
C.	Waiver of Conditions.....	104
D.	Effect of Nonoccurrence of Conditions.....	104
ARTICLE XI.	MODIFICATION, REVOCATION, OR WITHDRAWAL OF THE PLAN .....	105
A.	Modification and Amendments.....	105
B.	Effect of Confirmation on Modifications.....	105
C.	Revocation or Withdrawal of the Plan .....	105
ARTICLE XII.	RETENTION OF JURISDICTION .....	106
ARTICLE XIII.	MISCELLANEOUS PROVISIONS.....	108
A.	Immediate Binding Effect .....	108
B.	Additional Documents .....	108
C.	Payment of Statutory Fees.....	109
D.	Dissolution of the Creditors' Committee .....	109
E.	Access to Debtors' Records after Effective Date. ....	109
F.	Substantial Consummation .....	110
G.	Reservation of Rights.....	110
H.	Successors and Assigns .....	110
I.	Service of Documents.....	110
J.	Further Assurances.....	113
K.	Term of Injunctions or Stays.....	113
L.	Entire Agreement .....	113
M.	Exhibits and Related Documents.....	113
N.	Severability of Plan Provisions .....	113
O.	Waiver or Estoppel Conflicts .....	114
P.	Conflicts.....	114

## INTRODUCTION

The Debtors and the Creditors' Committee together propose this Joint Chapter 11 Plan<sup>1</sup> for resolution and satisfaction of all Claims against and Equity Interests in the Debtors. Each Debtor and the Creditors' Committee is a proponent of the Plan within the meaning of section 1129 of the Bankruptcy Code.

Reference is made to the Disclosure Statement accompanying the Plan, including the exhibits thereto, for a discussion of the Debtors' history, business, properties, and operations and risk factors, together with a summary and analysis of the Plan and a description of the settlements agreed to by the Debtors, the Creditors' Committee and certain other parties pursuant to the Global Settlement. All holders of Claims entitled to vote on the Plan are encouraged to consult the Disclosure Statement and to read the Plan carefully before voting to accept or reject the Plan.

NO SOLICITATION MATERIALS, OTHER THAN THE DISCLOSURE STATEMENT AND RELATED MATERIALS TRANSMITTED THEREWITH AS APPROVED BY THE BANKRUPTCY COURT, HAVE BEEN AUTHORIZED BY THE BANKRUPTCY COURT FOR USE IN SOLICITING ACCEPTANCES OR REJECTIONS OF THIS PLAN.

## ARTICLE I.

### DEFINED TERMS, RULES OF CONSTRUCTION, COMPUTATION OF TIME, AND GOVERNING LAW

#### A. Defined Terms

1. "Accrued Professional Compensation" means, at any date, and regardless of whether such amounts are billed or unbilled, all of a Professional's accrued and unpaid fees (including success fees) and reimbursable expenses for services rendered in the Chapter 11 Cases through and including such date, whether or not such Professional has filed a fee application for payment of such fees and expenses, (i) all to the extent that any such fees and expenses have not been previously paid (regardless of whether a fee application has been filed for any such amount) and (ii) after applying any retainer that has been provided by the Debtors to such Professional and not previously applied. No amount of a Professional's fees and expenses denied under a Final Order shall constitute Accrued Professional Compensation.

2. "Additional Settling RMBS Trusts" means all RMBS Trusts other than the Original RMBS Settling Trusts.

3. "Administrative Claim" means any Claim for costs and expenses of administration under sections 503(b), 507(b), or 1114(e)(2) of the Bankruptcy Code, including: (a) the actual and necessary costs and expenses incurred after the Petition Date

---

<sup>1</sup> All capitalized terms not defined in this introduction have the meanings ascribed to them in Article I of this Plan.

through the Effective Date of preserving the Estates and operating the businesses of the Debtors; (b) Professional Claims; (c) all fees and charges assessed against the Estates pursuant to section 1930 of chapter 123 of title 28 of the United States Code; (d) any indebtedness or obligations assumed by the Debtors in connection with the conduct of their businesses; and (e) any Claim for goods delivered to the Debtors within twenty (20) days of the Petition Date and entitled to administrative priority pursuant to section 503(b)(9) of the Bankruptcy Code.

4. “Administrative Claim Bar Date” means the deadline for filing requests for payment of Administrative Claims, which shall be the first Business Day that is thirty (30) days following the Effective Date, unless otherwise ordered by the Bankruptcy Court, except with respect to Professional Claims which shall be subject to the provisions of Article II.

5. “Administrative, Priority, Secured and Convenience Distribution Reserve” means the reserve of the Liquidating Trust established for maintaining Cash to be used for payments after the Effective Date to holders of certain Allowed Claims as provided in Article VI.D.

6. “Affiliate” means an “affiliate” as such term is defined in section 101(2) of the Bankruptcy Code.

7. “AFI” means Ally Financial Inc.

8. “AFI/JSN Cash Collateral Order” means the *Final Order Under Sections 105, 361, 362, 363, and 364 of the Bankruptcy Code and Bankruptcy Rules 2002, 4001, 6004, and 9014 (I) Authorizing the Debtors to Obtain Postpetition Financing on a Secured Superpriority Basis, (II) Authorizing the Debtors to Use Cash Collateral, and (III) Granting Adequate Protection to Adequate Protection Parties*, entered June 25, 2012 [Docket No. 491].

9. “AIG” means AIG Asset Management (U.S.), LLC, on behalf of itself and its affiliates, as investment advisor for certain affiliated entities that have filed proofs of claim in the Chapter 11 Cases.

10. “Allowed” means, with respect to a Claim against any Debtor, except as otherwise provided herein, (a) a Claim that is (i) listed in the Schedules as of the Effective Date as neither disputed, contingent nor unliquidated, and for which no Proof of Claim has been timely filed, or (ii) evidenced by a valid Proof of Claim or request for payment of Administrative Claim, as applicable, Filed by the applicable Bar Date, and as to which the Debtors or other parties-in-interest have not Filed an objection to the allowance thereof by the Claims Objection Deadline, or (b) a Claim that is Allowed under the Plan or any stipulation or settlement approved by, or Final Order of, the Bankruptcy Court; provided, however, that any Claims allowed solely for the purpose of voting to accept or reject the Plan pursuant to an order of the Bankruptcy Court will not be considered “Allowed Claims” under the Plan, provided further, however, any Claims expunged or disallowed under the Plan or otherwise shall not be Allowed Claims. If a Claim is Allowed only in part, references to Allowed Claims include and are limited to the Allowed portion of such Claim. Notwithstanding anything to the contrary herein, no Claim that is disallowed in accordance

with Bankruptcy Rule 3003 or section 502(d) of the Bankruptcy Code is Allowed and each such Claim shall be expunged without further action by the Debtors and without further notice to any party or action, approval, or order of the Bankruptcy Court.

**11.** “Allowed Fee Claim” means 5.7% of the Allowed RMBS Trust Claims, which shall be distributed to counsel to the Institutional Investors as fees via direct allocation to counsel for the Institutional Investors and without conveyance to the RMBS Claims Trust, the RMBS Trustees, or the RMBS Trusts.

**12.** “Allowed Kessler Claim” means a non-subordinated Allowed Borrower Claim for voting and distribution purposes in an amount to be determined under the Kessler Settlement Agreement.

**13.** “Allstate” means Allstate Insurance Company and its subsidiaries and affiliates.

**14.** “Ally” means, collectively, AFI and its direct and indirect subsidiaries and affiliates, excluding the Debtors and their direct and indirect subsidiaries.

**15.** “Ally Bank” means AFI’s indirect banking subsidiary (f/k/a GMAC Bank), a commercial state chartered bank regulated by the FDIC and the State of Utah.

**16.** “Ally Contract Claim” means any and all amounts owed to Ally as of the Effective Date by any of the Debtors pursuant to (i) orders of the Bankruptcy Court and (ii) the Debtors’ performance of the Ally Contracts following the Petition Date, provided, no Revolving Credit Facility Claim is an Ally Contract Claim.

**17.** “Ally Contracts” means the contracts listed in Annex IV to Exhibit B of the Plan Support Agreement.

**18.** “Ally Contribution” means Ally’s contribution to the Estates of (a) \$1,950,000,000 in Cash on the Effective Date, and (b) promptly after receipt on or after the Effective Date, the first \$150,000,000 received by Ally for any directors and officers or errors and omissions insurance policy claims it pursues against its insurance carriers related to the Claims released in connection with this Plan, provided that Ally guarantees that the Liquidating Trust will receive such \$150,000,000 on account of such insurance, which guarantee shall be payable without defense, setoff or objection on September 30, 2014.

**19.** “Ally Indemnity Escrow Account” means the escrow account created pursuant to the *Stipulation and Order Reserving Rights with Respect to Debtors’ Motion for Interim and Final Orders under Bankruptcy Code Section 105(a) and 363 Authorizing the Debtors to Continue to Perform under the Ally Bank Servicing Agreement in the Ordinary Course of Business* [Docket No. 1420].

**20.** “Ally Released Parties” means (a) Ally, and each of Ally’s and the Debtors’ respective members, shareholders, partners, non-Debtor affiliates, and Representatives, including Cap Re of Vermont, LLC and its current and former members, officers, and directors and (b) each of Ally’s successors and assigns, each Entity in clause (a) and (b) solely in its capacity as

such. For the avoidance of doubt, and without limiting the foregoing, the Ally Released Parties shall not include (i) any purchaser of any assets relating to the Debtors' servicing business that is not Ally or a Debtor, (ii) any assignee of a Servicing Agreement that is not Ally or a Debtor, (iii) notwithstanding any status as a shareholder of any Ally Released Party, and solely in their capacity as such, any underwriter of RMBS that is unaffiliated with Ally, and the Representatives of such underwriter, against which an Investor has a pending or tolled Cause of Action, (iv) the FHFA, (v) the FDIC, (vi) any assignee of executory contracts that were assumed by the Debtors that is not Ally, (vii) any insurer that is not Ally that sold any directors & officers or errors & omissions insurance policies that cover Debtors, (viii) any party that is not Ally against whom RFC may have indemnity rights arising out of the Kessler Class Action, specifically, any successors in interest to CBNV and GNBT, (ix) the Plan Trustees, and (x) Fannie Mae.

**21.** “Ally Securities” means Ally Securities, LLC.

**22.** “Ambac” means, collectively, Ambac Assurance Corporation and the Segregated Account of Ambac Assurance Corporation.

**23.** “Ambac Cure Stipulation” means that certain stipulation and order currently being negotiated between the Plan Proponents and Ambac regarding (i) the resolution of Ambac's objection to sale of certain Ambac agreements to Ocwen pursuant to the Ocwen APA, (ii) the fixing of Ambac's cure claims in connection therewith, (iii) the amount of Ambac's General Unsecured Claims to be allowed pursuant to the Plan.

**24.** “Assumption Schedule” means the schedule in the Plan Supplement setting forth certain Executory Contracts and Unexpired Leases for assumption under section 365 of the Bankruptcy Code.

**25.** “Assured” means Assured Guaranty Municipal Corp., f/k/a Financial Security Assurance Inc.

**26.** “Available Assets” means all the assets of the Estates, including all Equity Interests in the Non-Debtor Subsidiaries and the Ally Contribution, excluding, however, (i) any “residual” interest in any REMIC held by a Debtor and (ii) any equity interest in any PFIC held by a Debtor.

**27.** “Ballot” means each of the ballot forms distributed to each holder of a Claim that is entitled to vote to accept or reject this Plan and on which the holder is to indicate, among other things, acceptance or rejection of this Plan.

**28.** “Bankruptcy Code” means title 11 of the United States Code, 11 U.S.C. §§ 101 *et seq.*, as in effect as of the date hereof.

**29.** “Bankruptcy Court” means the United States Bankruptcy Court for the Southern District of New York, or any other court having jurisdiction over the Chapter 11 Cases.

**30.** “Bankruptcy Rules” means the Federal Rules of Bankruptcy Procedure, as applicable to the Chapter 11 Cases, promulgated under 28 U.S.C. § 2075 and the general, local, and chambers rules of the Bankruptcy Court, as the context may require.

**31.** “Bar Date” means, collectively, the Administrative Claim Bar Date, the Rejection Damages Claim Bar Date, and any deadline by which a Proof of Claim must be filed under the Bar Date Order, as applicable.

**32.** “Bar Date Order” means the *Order Establishing Deadline for Filing Proofs of Claim and Approving the Form and Manner of Notice Thereof*, entered by the Bankruptcy Court on August 29, 2012 [Docket No. 1309], as amended, supplemented, or modified.

**33.** “BNY Mellon” means The Bank of New York Mellon and The Bank of New York Mellon Trust Company, N.A., each solely in its capacity as trustee, indenture trustee, securities administrator, co-administrator, paying agent, grantor trustee, master servicer, custodian and/or similar agency capacities in respect of certain of the RMBS Trusts.

**34.** “Borrower” means an individual whose current or former mortgage loan was originated, serviced, sold, consolidated, or owned by any of the Debtors.

**35.** “Borrower-Related Cause of Action” means a Cause of Action of any of the Debtors that has been or could be asserted, including by way of setoff, recoupment, defense, or counterclaim, by any of the Debtors against a Borrower or a Borrower Claim as of the Effective Date.

**36.** “Borrower Claims” means (i) Claims of a Borrower arising from or relating to any alleged act or omission or any other basis of liability of any Debtor (or any predecessor) in connection with the origination, sale, and/or servicing of a mortgage loan originated, sold, consolidated, purchased, and/or serviced by any Debtor, (ii) Claims filed for or on behalf of a Borrower by such Person’s attorney or agent, including as part of a proof of claim filed on behalf of a putative class of Borrowers, and (iii) claims that have become Allowed as a result of settlement of Borrower litigation commenced against Ally and the Debtors. For the avoidance of doubt, Borrower Claims shall include Allowed Claims held by the Kessler Class Claimants (to the extent that the Kessler Class Claimants are certified as a class action for settlement or allowance purposes), and shall not include the: (a) Senior Unsecured Notes Claims; (b) Junior Secured Notes Claims; (c) RMBS Trust Claims; (d) Private Securities Claims; (e) General Unsecured Claims; (f) General Unsecured Convenience Claims; or (g) Intercompany Balances. For the further avoidance of doubt, no Claim described in subsection (ii) hereof shall be considered an Allowed Borrower Claim unless such Claim is either certified under Bankruptcy Rule 7023 or by Final Order for purposes of settlement or allowance.

**37.** “Borrower Claims Trust” means the trust established for the benefit of the holders of Allowed Borrower Claims.

**38.** “Borrower Claims Trust Agreement” means that certain trust agreement, the form of which shall be included in the Plan Supplement, that, among other things, sets forth

the methodology and procedures for resolving Disputed Borrower Claims and making distributions to holders of Allowed Borrower Claims.

**39.** “Borrower Claims Trust Assets” means (i) Cash transferred to the Borrower Claims Trust by the Liquidating Trust as of the Effective Date in the amount of \$57,600,000 less any amounts paid by the Debtors to or on behalf of holders of Borrower Claims prior to the Effective Date pursuant to (a) *the Order Approving Debtors’ Motion Pursuant to 11 U.S.C. §§ 105(a) and (d), Bankruptcy Rules 1015(c), 2002(m), 7016, and 9007 and Local Bankruptcy Rule 2002-2 for Entry of an Order Approving (A) Supplement to Case Management Order Establishing Mandatory Procedures for Management of Adversary Proceedings Commenced by Borrowers and Former Borrowers and (B) Related Relief [Docket No. 3304], as amended by the Amended Order Approving Debtors’ Motion Pursuant to 11 U.S.C. §§ 105(a) and (d), Bankruptcy Rules 1015(c), 2002(m), 7016, and 9007 and Local Bankruptcy Rule 2002-2 for Entry of an Order Approving (A) Supplemental to Case Management Order Establishing Mandatory Procedures for Management of Adversary Proceedings Commenced by Borrowers and Former Borrowers and (B) Related Relief [Docket No. 3490], or (b) any other order of the Bankruptcy Court plus the amount of the Borrower Trust True-Up, and (ii) all Borrower-Related Causes of Action.*

**40.** “Borrower Claims Trust Committee” means (i) counsel for the Kessler Settlement Class, and (ii) those Borrowers or the representatives of Borrowers appointed by the Kessler Settlement Class, with the consent of the Plan Proponents, which consent shall not be unreasonably withheld, to oversee the administration of the Borrower Claims Trust and the disposition of the Borrower Claims Trust Assets. The identities of the initial Persons to serve on the Borrower Claims Trust Committee as of the Effective Date will be set forth in the Plan Supplement.

**41.** “Borrower Claims Trustee” means the Person selected to serve as the trustee of the Borrower Claims Trust. The identity of the Person to serve as the Borrower Claims Trustee as of the Effective Date will be set forth in the Plan Supplement.

**42.** “Borrower Trust True-Up” means the additional Cash, if any, required to be added to the Borrower Claims Trust Assets such that distributions, estimated as of the Confirmation Date, made from the Borrower Claims Trust on account of an Allowed Borrower Claim will be comparable to the recovery that a holder of an Allowed Claim of the same amount against the same Debtor Group would realize from distributions made by the Liquidating Trust on Units issued in respect of such Allowed Claim, based on the value of the assets in the Liquidating Trust available for distribution to holders of Units as of the Effective Date (without in each case giving effect to any insurance proceeds, including proceeds from the GM Policies, that may be received in respect of the Allowed Borrower Claims in accordance with the Plan or to the time delay in receipt of distributions in respect of the Units from the Liquidating Trust). For the avoidance of doubt, to the extent necessary, there shall only be a single Borrower Trust True-Up.

**43.** “Business Day” means any day other than Saturday, Sunday and any day that is a legal holiday or a day on which banking institutions in New York, New York are required or authorized by law or governmental action to close.

44. “Cash” means legal tender of the United States of America or the equivalent thereof.

45. “Cash Management Order” means the *Final Order Under Bankruptcy Code Sections 105(a), 345, 363, 364, and 503(b)(1) and Bankruptcy Rules 6003 and 6004 Authorizing (I) Continued Use of Cash Management Services and Practices, (II) Continued Use of Existing Bank Accounts, Checks, and Business Forms, (III) Implementation of Modified Cash Management Procedures and Use of Certain Bank Accounts Established in Connection with Use of Pre-And Post-Petition Lenders Financing Facilities and Cash Collateral, (IV) Waiver of the Investment and Deposit Requirements of Bankruptcy Code Section 345, (V) Debtors to Honor Specified Outstanding Prepetition Payment Obligations, and (VI) Continuation of Intercompany Transactions and Granting Administrative Expense Status to Intercompany Balances*, entered by the Bankruptcy Court on June 11, 2012 [Docket No. 309], as amended, supplemented, or modified.

46. “Cause of Action” means any and all Claims, actions, causes of action, choses in action, rights, demands, suits, claims, liabilities, encumbrances, lawsuits, adverse consequences, debts, damages, dues, sums of money, accounts, reckonings, deficiencies, bonds, bills, disbursements, expenses, losses, specialties, covenants, contracts, controversies, agreements, promises, variances, trespasses, judgments, remedies, rights of set-off, third-party claims, subrogation claims, contribution claims, reimbursement claims, indemnity claims, counterclaims, and cross-claims (including those of the Debtors, and/or the bankruptcy estate of any Debtor created pursuant to sections 301 and 541 of the Bankruptcy Code upon the commencement of the Chapter 11 Cases), whether known or unknown, foreseen or unforeseen, suspected or unsuspected, liquidated or unliquidated, fixed or contingent, matured or unmatured, disputed or undisputed, whether held in a personal or representative capacity, that are or may be pending as of the date hereof or instituted hereafter against any entity, based in law or equity, including under the Bankruptcy Code, whether direct, indirect, derivative, or otherwise and whether asserted or unasserted as of the date hereof.

47. “Centerview” means Centerview Partners LLC.

48. “Chapter 11 Cases” means the chapter 11 cases commenced by the Debtors, which are jointly administered, styled *In re Residential Capital, LLC, et al.*, Case No. 12-12020 (MG), and currently pending before the Bankruptcy Court, or any of such cases as applicable.

49. “Claim” means a “claim” as such term is defined in section 101(5) of the Bankruptcy Code.

50. “Claims Objection Deadline” means (i) two hundred seventy (270) days following the Effective Date or (ii) such other later date the Bankruptcy Court may establish upon a motion by the Liquidating Trust, which motion may be approved without a hearing and without notice to any party.



**51.** “Claims Record Date” means the Voting Deadline, which is the date on which the transfer register for each Class of Claims or Equity Interests, as maintained by the Debtors or their agents, shall be deemed closed.

**52.** “Claims Register” means the official register of Claims in these Chapter 11 Cases maintained by Kurtzman Carson Consultants LLC, in its capacity as the Debtors’ notice and claims agent.

**53.** “Class” means a group of holders of Claims or Equity Interests classified together under this Plan.

**54.** “CBNV” means Community Bank of Northern Virginia.

**55.** “Compensation Order” means the *Amended Order Under Bankruptcy Code Sections 105(a), 363, 503(b)(1), 507(a)(2), 1107(a) and 1108 and Bankruptcy Rule 9019 to the Final Wages Order (I) Authorizing and Directing the Debtors to Reimburse Ally Financial Inc. for Payments Made to the Debtors Employees on Account of Compensation Issued on or After the Petition Date; (II) Granting Ally Financial Inc. an Administrative Expense Claim on Account of Such Payments; (III) Granting Ally Financial Inc. a Limited Release; and (IV) Authorizing the Debtors to Establish and Fund an Escrow Account for the Benefit of Ally Financial Inc. on Account of Such Administrative Expense Claims, including Additional Amounts to the Escrow Account as Necessary* [Docket No. 2548].

**56.** “Confirmation” means the entry on the docket of the Chapter 11 Cases of the Confirmation Order.

**57.** “Confirmation Date” means the date upon which the Bankruptcy Court enters the Confirmation Order on the docket of the Chapter 11 Cases.

**58.** “Confirmation Hearing” means the hearing before the Bankruptcy Court under section 1128 of the Bankruptcy Code to consider confirmation of this Plan, as the same may be continued from time to time.

**59.** “Confirmation Order” means the order of the Bankruptcy Court confirming this Plan, as amended, supplemented, or modified, under, among others, section 1129 of the Bankruptcy Code.

**60.** “Consent Order” means the Board of Governors of the Federal Reserve System Consent Order, dated April 13, 2011, by and among AFI, Ally Bank, ResCap, GMACM, the Board of Governors of the Federal Reserve System, and the Federal Deposit Insurance Corporation, as amended.

**61.** “Consent Order Borrower Claims” means claims held by Borrowers arising from residential mortgage foreclosure actions (including judicial and non-judicial foreclosures and related bankruptcy proceedings, and other related litigation) or proceedings (including foreclosures that were in process or completed) for loans serviced by the Mortgage Servicing Companies (as defined in the Consent Order), whether brought in the name of Ally Bank, the Mortgage Servicing Companies, the investor, or any agent for the

mortgage note holder (including Mortgage Electronic Registration Systems, Inc.), that have been pending at any time from January 1, 2009 to December 31, 2010, as well as claims arising from residential foreclosure sales that occurred during this time period.

**62.** “Consenting Claimants” means, collectively, AIG, Allstate, FGIC, the Kessler Class Claimants, MassMutual, MBIA, Prudential, the RMBS Trustees, the Steering Committee Consenting Claimants, the Talcott Franklin Consenting Claimants, the Supporting Senior Unsecured Noteholders, Wilmington Trust, Paulson, and any other parties (other than Ally) that agree to be bound by the terms of the Plan Support Agreement. Each of the foregoing parties is a Consenting Claimant.

**63.** “Consummation” means the occurrence of the Effective Date.

**64.** “Creditor” means a “creditor” as defined in section 101(10) of the Bankruptcy Code.

**65.** “Creditors’ Committee” means the statutory committee of unsecured creditors appointed in the Chapter 11 Cases.

**66.** “Cure Claim” means a Claim based upon a monetary default, if any, by a Debtor under an Executory Contract or Unexpired Lease as of the time such contract or lease is assumed by such Debtor under sections 365 or 1123 of the Bankruptcy Code, to the extent such obligations are enforceable under the Bankruptcy Code and applicable non-bankruptcy law.

**67.** “DB” means Deutsche Bank Trust Company Americas and Deutsche Bank National Trust Company each solely in its capacity as trustee, indenture trustee, securities administrator, co-administrator, paying agent, grantor trustee, custodian, and/or similar agency capacities in respect of certain of the RMBS Trusts.

**68.** “Debtor Group” means, individually or collectively, the ResCap Debtors, the GMACM Debtors or the RFC Debtors.

**69.** “Debtor Group Unit Distribution” means each of the GMACM Debtors Unit Distribution, the ResCap Debtors Unit Distribution and the RFC Debtors Unit Distribution.

**70.** “Debtor Released Parties” means the Ally Released Parties, the Creditors’ Committee, the Consenting Claimants, and their respective successors and assigns, members, partners, non-Debtor affiliates, and Representatives, each in its capacity as such. For the avoidance of doubt, and without limiting the foregoing, the Debtor Released Parties shall not include (i) any purchaser of any assets relating to the Debtors’ servicing business that is not Ally or a Debtor, (ii) any assignee of a Servicing Agreement that is not Ally or a Debtor, (iii) any underwriter of RMBS that is unaffiliated with the Debtors or Ally, and the Representatives of such underwriter, against which an Investor has a pending or tolled Cause of Action, (iv) any assignee of executory contracts that were assumed by the Debtors that is not Ally, (v) any insurer that is not Ally that sold any directors & officers or errors & omissions insurance policies that cover the Debtors in their capacity as insurers, or (vi) any

party that is not Ally against whom RFC may have indemnity rights arising out of the Kessler Class Action, specifically, any successors in interest to CBNV and GNBT.

**71.** “Debtors” means ditech, LLC; DOA Holding Properties, LLC; DOA Properties IX (Lots-Other), LLC; EPRE LLC; Equity Investment I, LLC; ETS of Virginia, Inc.; ETS of Washington, Inc.; ETS; GMAC Model Home Finance I, LLC; GMAC Mortgage USA Corporation; GMAC RH Settlement Services, LLC; GMACM; GMACM Borrower LLC; GMACM Holding; GMACM REO LLC; GMACR Mortgage Products, LLC; HFN REO SUB II, LLC; Home Connects Lending Services, LLC; Homecomings Financial Real Estate Holdings, LLC; Homecomings Financial, LLC; Ladue Associates, Inc.; Passive Asset Transactions, LLC; PATI A, LLC; PATI B, LLC; PATI Real Estate Holdings, LLC; RAHI A, LLC; RAHI B, LLC; RAHI Real Estate Holdings, LLC; RCSFJV2004, LLC; Residential Accredit Loans, Inc.; Residential Asset Mortgage Products, Inc.; Residential Asset Securities Corporation; ResCap; Residential Consumer Services of Alabama, LLC; Residential Consumer Services of Ohio, LLC; Residential Consumer Services of Texas, LLC; Residential Consumer Services, LLC; Residential Funding Mortgage Exchange, LLC; Residential Funding Mortgage Securities I, Inc.; Residential Funding Mortgage Securities II, Inc.; Residential Funding Real Estate Holdings, LLC; Residential Mortgage Real Estate Holdings, LLC; RFC; RFC Asset Holdings II, LLC; RFC Asset Management, LLC; RFC Borrower LLC; RFC Construction Funding, LLC; RFC Holding; RFC REO LLC; RFC SFJV-2002, LLC; and RFC–GSAP Servicer Advance, LLC.

**72.** “Debtor Release” means the release set forth in Article IX.C.

**73.** “Delaware Trustee” means the trustee, or its successor, appointed in accordance with the Liquidating Trust Agreement to comply with the requirement of Section 3807 of the Delaware Statutory Trust Act.

**74.** “Disbursing Agent” means the Liquidating Trust, or any Person engaged by the Liquidating Trust, to perform the function of a disbursing agent.

**75.** “Disclosure Statement” means the disclosure statement for this Plan, as amended, supplemented, or modified in accordance with the provisions of the Bankruptcy Code and the Bankruptcy Rules.

**76.** “Disputed Borrower Claim” means any Borrower Claim that is not Allowed, until it is disallowed or expunged by Final Order, written agreement, or under the Plan.

**77.** “Disputed Claim” means any Claim that is not Allowed until it is disallowed or expunged by Final Order, written agreement, or under the Plan, other than Disputed Borrower Claims and Disputed Private Securities Claims.

**78.** “Disputed Claims Reserve” means the reserve of Units maintained by the Liquidating Trust for distribution to the Liquidating Trust Unit Beneficiaries that are holders of Disputed Claims, if and when such Disputed Claims become Allowed.

**79.** “Disputed Private Securities Claims” means any Private Securities Claim that is not Allowed until it is disallowed or expunged by Final Order or under the Plan.

**80.** “Distributable Cash” means the Cash to be distributed to holders of Units, including the Disputed Claims Reserve, on any Distribution Date.

**81.** “Distribution Date” means a date or dates, as determined by the Liquidating Trust Board in accordance with the Liquidating Trust Agreement, on which the Liquidating Trust makes a distribution, or causes a distribution to be made, of Distributable Cash to the Unitholders.

**82.** “District Court” means the United States District Court for the Southern District of New York.

**83.** “DOJ/AG Settlement” means the Consent Judgment entered by the United States District Court for the District of Columbia, dated February 9, 2012.

**84.** “DTC” means the Depository Trust Company.

**85.** “Duff” means Duff & Phelps, LLC, financial advisor to certain of the RMBS Trustees.

**86.** “Effective Date” means the first Business Day after the Confirmation Date on which no stay of the Confirmation Order is in effect and all of the conditions precedent to the Effective Date specified in Article X.B have been satisfied or waived pursuant to Article X.C.

**87.** “Entity” means an “entity” as such term is defined in section 101(15) of the Bankruptcy Code.

**88.** “Equity Interest” means any “equity security” as defined in section 101(16) of the Bankruptcy Code, of a Debtor existing immediately prior to the Effective Date, or any other instrument evidencing an ownership interest in any of the Debtors, whether or not transferable, and any option, warrant, or right, contractual or otherwise, to acquire, sell, or subscribe for any such interest.

**89.** “ERISA” means the Employee Retirement Income Security Act.

**90.** “Estates” means the estates of the Debtors created under section 541 of the Bankruptcy Code.

**91.** “ETS” means the Debtor entity, Executive Trustee Services, LLC.

**92.** “ETS Unsecured Claims” means all General Unsecured Claims against ETS.

**93.** “Exculpated Party” means each of the following in its capacity as such: (a) the Debtors; (b) the Consenting Claimants; (c) Ally; (d) the Creditors’ Committee and the members thereof; and (e) with respect to each of the foregoing Entities in clauses (a) through (d), such Entity’s successors and assigns, members, affiliates, subsidiaries, officers, directors, partners, principals, employees, and Representatives; provided, however, without limiting the foregoing, the following shall not be an Exculpated Party: (i) any purchaser of

any assets relating to the Debtors' servicing business that is not Ally or a Debtor, (ii) any assignee of a Servicing Agreement that is not Ally or a Debtor, (iii) any underwriter of RMBS that is unaffiliated with the Debtors or Ally, and the Representatives of such underwriter, against which an Investor has a pending or tolled Cause of Action, (iv) any assignee of executory contracts that were assumed by the Debtors that is not Ally, (v) any insurer that is not Ally that sold any directors & officers or errors & omissions insurance policies that cover the Debtors, in their capacity as insurers, or (vi) any party that is not Ally against whom RFC may have indemnity rights arising out of the Kessler Class Action, specifically, any successors in interest to CBNV and GNBT.

**94.** “Executory Contract” means a contract to which one or more of the Debtors is a party that is subject to assumption or rejection under section 365 of the Bankruptcy Code.

**95.** “Fannie Mae” means Fannie Mae (f/k/a The Federal National Mortgage Association).

**96.** “Fannie Mae Contract” means that certain Mortgage Selling and Servicing Contract dated March 29, 2007, including the incorporated Fannie Mae Selling and Servicing Guides and various Master Agreements, including but not limited to the Master Agreement, dated August 3, 2012, between Fannie Mae and Ally Bank, each as may have been amended from time to time.

**97.** “FDIC” means the Federal Deposit Insurance Corporation.

**98.** “FGIC” means Financial Guaranty Insurance Company and its subsidiaries and affiliates.

**99.** “FGIC Policies” means insurance policies issued by FGIC in connection with the RMBS Trusts insured by FGIC.

**100.** “FGIC Rehabilitation Court” means the New York State Supreme Court with jurisdiction over FGIC's rehabilitation proceeding.

**101.** “FGIC Settlement Agreement” means that certain settlement agreement dated, as of May 23, 2013, among the Debtors, FGIC, BNY Mellon, U.S. Bank and WFB, each in its capacity as RMBS Trustee, and the Institutional Investors.

**102.** “FHFA” means Federal Housing Finance Agency.

**103.** “FHFA Claims” means Claims held by FHFA in its capacity as Conservator for the Federal Home Loan Mortgage Corporation.

**104.** “File,” “Filed,” or “Filing” means file, filed, or filing with the Bankruptcy Court or its authorized designee in the Chapter 11 Cases, or, in the case of a Proof of Claim, with the Debtors' notice and claims agent.

**105.** “Final Order” means an order or judgment of the Bankruptcy Court, or any other court of competent jurisdiction, which has not been modified, amended, reversed,

vacated, or stayed, and as to which (a) the time to appeal, petition for certiorari, or move for a new trial, stay, reargument, or rehearing has expired and as to which no appeal, petition for certiorari, or motion for new trial, stay, reargument, or rehearing shall then be pending or (b) if an appeal, writ of certiorari, new trial, stay, reargument, or rehearing thereof has been sought, such order or judgment of the Bankruptcy Court, or other court of competent jurisdiction, shall have been affirmed by the highest court to which such order was appealed, or certiorari shall have been denied, or a new trial, stay, reargument, or rehearing shall have been denied or resulted in no modification of such order, and the time to take any further appeal, petition for certiorari, or move for a new trial, stay, reargument, or rehearing shall have expired, as a result of which such order shall have become final in accordance with Rule 8002 of the Federal Rules of Bankruptcy Procedure; provided, that the possibility that a motion under Rule 60 of the Federal Rules of Civil Procedure, or any analogous rule under the Bankruptcy Rules, may be Filed relating to such order, shall not cause an order not to be a Final Order.

**106.** “First Priority Collateral Agent” means Wells Fargo Bank, N.A., as collateral agent and collateral control agent under the First Priority Security Agreement, together with its respective successors and assigns in such capacity.

**107.** “First Priority Collateral Agent Fees and Expenses” means the reasonable fees, costs, and expenses and indemnity claims of the First Priority Collateral Agent, including but not limited to, the fees, costs, and expenses of the First Priority Collateral Agent’s counsel.

**108.** “First Priority Collateral Agent Lien” means the Liens and other priority in payment and rights of the First Priority Collateral Agent under the First Priority Security Agreement, the Intercreditor Agreement, and related documents, or otherwise available to the First Priority Collateral Agent under applicable law, for the payment of First Priority Collateral Agent Fees and Expenses.

**109.** “First Priority Security Agreement” means that certain security agreement, dated as of December 30, 2009, among RFC and GMACM and certain of their affiliates, GMAC Inc., and the First Priority Collateral Agent.

**110.** “General Unsecured Claim” means any Claim against a Debtor that is not a/an: (a) Administrative Claim; (b) Priority Tax Claim; (c) Other Priority Claim; (d) Borrower Claim; (e) Revolving Credit Facility Claim; (f) Junior Secured Notes Claim; (g) Other Secured Claim; (h) Senior Unsecured Notes Claim; (i) RMBS Trust Claim; (j) Intercompany Balance; (k) Professional Claim; (l) General Unsecured Convenience Claim; (m) Private Securities Claim; (n) Postpetition Intercompany Balance; (o) NJ Carpenters Claim, except as otherwise provided herein; or (p) FHFA Claim.

**111.** “General Unsecured Convenience Claim” means Claims that would otherwise be classified as General Unsecured Claims but, with respect to each Claim either (i) the aggregate amount of such Claim is less than \$30,000, or (ii) the aggregate amount of such Claim is reduced to \$30,000 by agreement of the holder of such Claim. For the avoidance of doubt, General Unsecured Convenience Claims do not include Borrower Claims.

**112.** “Global Settlement” means the settlement among the Debtors, the Creditors’ Committee, Ally and the Consenting Claimants set forth in Article IV of the Plan.

**113.** “GM Insurance Rights” means any and all of the Debtors’ rights, titles, privileges, interests, claims, demands, or entitlements to any proceeds, payments, causes of action, and choses in action under, for, or related to the GM Policies with respect to a particular item of loss under the GM Policies, including the rights (1) to recover insurance proceeds for an item of loss covered under the GM Policies and (2) to recover from the insurers that issued the GM Policies for breach of contract or breach of other duty or obligation owed by such insurer under the GM Policies, as applicable, including the duty to settle, together with any extra contractual or tort claim arising therefrom, including bad faith, breach of implied covenant of good faith and fair dealing, fraud, or violation of any statutory or common law duty owed by the insurer under the GM Policies, as applicable, and all with respect to a particular item of loss under the GM Policies.

**114.** “GM Policies” means the General Motors Combined Specialty Insurance Program 12/15/00 – 12/15/03, with the policy numbers as set forth in the Plan Supplement.

**115.** “GMACM” means GMAC Mortgage, LLC.

**116.** “GMACM Debtors” means each of following Debtor subsidiaries of GMACM Holding: GMACM; ditech, LLC; ETS; ETS of Virginia, Inc.; ETS of Washington, Inc.; GMAC Mortgage USA Corporation; GMAC RH Settlement Services, LLC; GMACM Borrower LLC; GMACM REO LLC; GMACR Mortgage Products, LLC; Home Connects Lending Services, LLC; Ladue Associates, Inc.; Passive Asset Transactions, LLC; PATI A, LLC; PATI B, LLC; PATI Real Estate Holdings, LLC; Residential Consumer Services of Alabama, LLC; Residential Consumer Services of Ohio, LLC; Residential Consumer Services of Texas, LLC; Residential Consumer Services, LLC; and Residential Mortgage Real Estate Holdings, LLC.

**117.** “GMACM Debtors Unit Distribution” means 27,045,339 Units, representing 27.05% of the Total Initial Units Outstanding, subject to the adjustment as provided in Article IV.J.

**118.** “GMACM Holding” means GMAC Residential Holding Company, LLC.

**119.** “GMACM Pool” has the meaning set forth in Article IV.C.2(a).

**120.** “GMACM Unsecured Claims” means the RMBS Trust Claims and General Unsecured Claims, in each case, against the GMACM Debtors.

**121.** “GMACM Weighted Claim” has the meaning set forth in Article IV.C.3(c).

**122.** “GNBT” means Guaranty National Bank of Tallahassee.

**123.** “Governmental Unit” means “governmental unit” as such term is defined in section 101(27) of the Bankruptcy Code.

**124.** “HSBC” means HSBC Bank USA, N.A. solely in its capacity as trustee in respect of certain of the RMBS Trusts.

**125.** “Impaired” means, with respect to any Class, a Class that is impaired as set forth in section 1124 of the Bankruptcy Code.

**126.** “Indenture Trustees” means the Junior Secured Notes Indenture Trustee and the Senior Unsecured Notes Indenture Trustee.

**127.** “Indentures” means the Junior Secured Notes Indenture and the Senior Unsecured Notes Indenture.

**128.** “Initial Unit Distribution Date” means the date on which the Liquidating Trust makes, or causes to be made, the initial distribution of Units.

**129.** “Initial Unit Distribution Record Date” means the Voting Deadline, which is the record date for determining the Liquidating Trust Unit Beneficiaries holding Allowed Claims that are entitled to receive a distribution of Units on the Initial Unit Distribution Date.

**130.** “Institutional Investors” means the Steering Committee Consenting Claimants and the Talcott Franklin Consenting Claimants.

**131.** “Insurance Defenses” means any legal, equitable or contractual defense that any insurer may have under applicable non-bankruptcy law to an assertion that such insurer is obligated to defend, pay, indemnify or reimburse, or provide insurance coverage for, any item of loss or liability under any insurance policy, except for any defense (a) that is based on the assertion that the transfer of the insurance rights is invalid, unenforceable or otherwise breaches the terms of any applicable policy or any other agreement with that insurer, (b) that has been released, waived, altered or otherwise resolved, in full or in part, in any other agreement with that insurer, (c) to the extent affected by applications of principles of res judicata, collateral estopped, claim preclusion or issue preclusion, (d) adjudicated by the Bankruptcy Court, (e) premised upon the commencement of the Chapter 11 Cases under section 301 of the Bankruptcy Code, or (f) that is based on reasonableness.

**132.** “Insured Exception” has the meaning set forth in Article IV.C.

**133.** “Insured RMBS Trust” means any RMBS Trust that has an insurance policy with a Monoline.

**134.** “Intercompany Balance” means any prepetition Claim of a Debtor against another Debtor, or any prepetition Claim held by a Non-Debtor Subsidiary against a Debtor, including any subrogation claims and fraudulent conveyance claims related to the forgiveness of intercompany debt, and any other subrogation claims owed by any Debtor to any other Debtor. For the avoidance of doubt, Intercompany Balances do not include any Claim that Ally may assert against a Debtor.



**135.** “Intercreditor Agreement” means the intercreditor agreement, dated as of June 6, 2008, by and among WFB, GMAC LLC, USB, RFC, GMACM, ResCap, Homecomings Financial, LLC, GMAC-RFC Holding Company, LLC, GMAC Residential Holding Company, LLC, GMAC Model Home Finance, LLC, Developers of Hidden Springs, LLC, DOA Holding Properties, LLC, RFC Asset Holdings II, LLC, Passive Asset Transactions, LLC, Residential Mortgage Real Estate Holdings, LLC, Residential Funding, Real Estate Holdings, LLC, Homecomings Financial Real Estate Holdings, LLC and Equity Investment I, LLC [Docket No. 1866, Ex. A].

**136.** “Investor” means a current or former holder of RMBS, in such capacity.

**137.** “JSN Adversary Proceeding” means the adversary proceeding which consolidates the adversary proceeding commenced against the Junior Secured Noteholders by the Creditors’ Committee in the proceeding *Official Committee of Unsecured Creditors v. UMB Bank, N.A. et al.*, Case No. 13-01277(MG) and the adversary proceeding commenced by the Debtors in the proceeding *Residential Capital, et al. v. UMB Bank, N.A.*, Case No. 13-01343(MG) seeking a determination of the Allowed amount and collateral of the Junior Secured Notes Claims.

**138.** “Junior Secured Noteholders” means the holders of Junior Secured Notes.

**139.** “Junior Secured Notes” means the 9.625% junior secured notes due 2015 issued by ResCap pursuant to the Junior Secured Notes Indenture.

**140.** “Junior Secured Notes Claim” means the Junior Secured Notes Secured Claim and the Junior Secured Notes Deficiency Claim, if any.

**141.** “Junior Secured Notes Collateral Agent” means Wells Fargo Bank, N.A., as collateral agent and collateral control agent under the Junior Secured Notes Security Agreement, together with its respective successors and assigns in such capacity.

**142.** “Junior Secured Notes Collateral Agent Fees and Expenses” means the reasonable compensation, fees, expenses, liabilities, disbursements and indemnity claims, including, without limitation, attorneys’ and agents’ fees, expenses and disbursements, incurred by the Junior Secured Notes Collateral Agent, whether prior to or after the Petition Date and whether prior to or after the consummation of the Plan.

**143.** “Junior Secured Notes Deficiency Claim” means the unsecured portion of the Junior Secured Notes Claims as determined by the JSN Adversary Proceeding.

**144.** “Junior Secured Notes Distribution Record Date” means the date on which the distributions under this Plan on account of the Junior Secured Notes Claim are made to the Junior Secured Notes Indenture Trustee.

**145.** “Junior Secured Notes Indenture” means that certain Indenture, dated as of June 6, 2008, among ResCap, as issuer, GMAC Holding, GMAC-RFC Holding Company, LLC, GMACM, RFC, and Homecoming Financial, LLC as guarantors, and the Junior Secured Notes Indenture Trustee.

**146.** “Junior Secured Notes Indenture Trustee” means UMB Bank, N.A., as indenture trustee or successor indenture trustee under the Junior Secured Notes Indenture, together with its respective successors and assigns in such capacity.

**147.** “Junior Secured Notes Indenture Trustee Charging Lien” means any Lien or other priority in payment to which the Junior Secured Notes Indenture Trustee is entitled, pursuant to the Junior Secured Notes Indenture, against distributions to be made to holders of Junior Secured Notes Claims for payment of any Junior Secured Notes Indenture Trustee Fees and Junior Secured Notes Collateral Agent Fees and Expenses.

**148.** “Junior Secured Notes Indenture Trustee Fees” means the reasonable compensation, fees, expenses, liabilities, disbursements and indemnity claims, including, without limitation, attorneys’ and agents’ fees, expenses and disbursements, incurred by the Junior Secured Notes Indenture Trustee, whether prior to or after the Petition Date and whether prior to or after the consummation of the Plan.

**149.** “Junior Secured Notes Secured Claim” means the portion of the Junior Secured Notes Claim that is a Secured Claim as determined by the JSN Adversary Proceeding.

**150.** “Junior Secured Notes Security Agreement” means that certain Amended and Restated Third Priority Pledge and Security Agreement and Irrevocable Proxy, dated as of December 30, 2009, among ResCap and certain of its affiliates, the Junior Secured Notes Indenture Trustee and the Junior Secured Notes Collateral Agent.

**151.** “Kessler Class Action” means the consolidated class action entitled *In re Community Bank of Northern Virginia Second Mortgage Lending Practice Litigation*, consolidated in the United States District Court for the Western District of Pennsylvania, MDL No. 1674, Case Nos. 03-0425, 02-01201, 05-0688, 05-1386.

**152.** “Kessler Class Claimants” means the putative class of Persons represented in the Kessler Class Action, asserting claims against the Debtors.

**153.** “Kessler Settlement Agreement” means that certain Settlement Agreement between the Debtors and the representatives of the Kessler Class Claimants, attached as Exhibit 5 to the *Joint Motion Pursuant to 11 U.S.C. 105 and Fed. R. Bankr. P. 7023 and 9019 for an Order (1) Granting Class Certification for Purposes of Settlement Only, (2) Appointment Class Representative and Class Counsel for Purposes of Settlement Only, (3) Preliminarily Approving the Settlement Agreement Between Plaintiffs, On Their Own Behalf and On Behalf of the Class of Similarly Situated Persons, and the Debtors, (4) Approving the Form and Manner of Notice to the Class, (5) Scheduling a Fairness Hearing to Consider Approval of the Settlement on a Final Basis and Related Relief and (6) Approving the Settlement Agreement on a Final Basis and Granting Related Relief* [Docket No. 4451].

**154.** “Kessler Settlement Approval Orders” means the preliminary and final orders approving the certification of the Kessler Class Claimants as a settlement class under Bankruptcy Rule 7023 and approving the Kessler Settlement Agreement under section 105(a) of the Bankruptcy Code and Bankruptcy Rules 9019 and 7023.

**155.** “Kessler Settlement Class” means the settlement class comprised of the Kessler Class Claimants certified pursuant to the Kessler Settlement Approval Orders.

**156.** “LDTC” means Law Debenture Trust Company of New York solely in its capacity as separate trustee in respect of certain of the RMBS Trusts.

**157.** “Lien” means a “lien” as such term is defined in section 101(37) of the Bankruptcy Code.

**158.** “Liquidating Trust” means that certain Delaware statutory trust continued on or about the Effective Date as successor by conversion of a common law trust in accordance with the provisions of Article VI of the Plan and the Liquidating Trust Agreement.

**159.** “Liquidating Trust Administrative Reserve” means the reserve established for paying costs, fees, and expenses, and reserving for liabilities, of the Liquidating Trust, including costs, fees, and expenses of the Estates payable after the Effective Date.

**160.** “Liquidating Trust Agreement” means that certain trust agreement, the form of which shall be included in the Plan Supplement, that, among other things: (a) establishes and governs the Liquidating Trust; (b) describes the powers, duties and responsibilities of the Liquidating Trustees; and (c) provides for the liquidation and distribution of proceeds of the Liquidating Trust Assets.

**161.** “Liquidating Trust Assets” means all property held from time to time by the Liquidating Trust, including the Available Assets transferred to the Liquidating Trust on the Effective Date.

**162.** “Liquidating Trust Board” means the board of trustees appointed to oversee the administration of the Liquidating Trust and the disposition of the Liquidating Trust Assets. The identities of the Persons to serve on the Liquidating Trust Board as of the Effective Date will be set forth in the Plan Supplement.

**163.** “Liquidating Trust Budget” means the annual budget of expenses for administering the Liquidating Trust.

**164.** “Liquidating Trust Causes of Action” means the Claims and Causes of Action transferred to the Liquidating Trust on the Effective Date, including those Claims and Causes of Action set forth in the Plan Supplement.

**165.** “Liquidating Trust Management” means those Persons designated by the Liquidating Trust Board to manage the Liquidating Trust. The identities of the Persons to serve as Liquidating Trust Management as of the Effective Date will be set forth in the Plan Supplement.

**166.** “Liquidating Trust Unit Beneficiaries” means (i) the holders of ResCap Unsecured Claims, GMACM Unsecured Claims, and RFC Unsecured Claims (in each case, whether Allowed or Disputed), other than holders of RMBS Trust Claims and ETS Unsecured Claims, (ii) the RMBS Claims Trust, and (iii) the Private Securities Claims Trust

(and those Private Securities Claimants holding Units). For the avoidance of doubt, Liquidating Trust Unit Beneficiaries includes Wilmington Trust, on behalf of the Senior Unsecured Noteholders, until such time as Wilmington Trust causes the distribution of Units received by it to the Senior Unsecured Noteholders.

**167.** “Liquidating Trustee” means a member of the Liquidating Trust Board.

**168.** “Loan Group” means any group of loans established by the governing agreements for an RMBS Trust so that only a particular class or classes of securities issued by such RMBS Trust benefit from the proceeds of such loans.

**169.** “MassMutual” means Massachusetts Mutual Life Insurance Company and its subsidiaries and affiliates.

**170.** “MBIA” means MBIA Insurance Corporation and its subsidiaries and affiliates but excluding Cutwater Holdings, LLC and its subsidiaries Cutwater Investor Services Corp., Cutwater Asset Management Corp. and Trifinium Advisors (UK) Limited.

**171.** “Misdirected Funds” means the approximately \$2.6 million of funds that were misdirected to the Debtors’ tri-party account with Bank of New York Mellon prior to the Petition Date.

**172.** “Moelis” means Moelis & Company LLC.

**173.** “Monolines” means FGIC, MBIA, and the other insurers who provided financial guaranty insurance policies insuring amounts payable to RMBS in connection with certain of the RMBS Trusts, but does not include insurers of particular mortgage loans or groups of mortgage loans held by an RMBS Trust, for the purposes of the RMBS Trust Allocation Protocol.

**174.** “Monoline Claims Settlement” means the settlement of the Allowed amount and allocation among Debtor Groups of the Claims held by MBIA, and FGIC.

**175.** “Monoline Reservation” means the reservation of rights of each Insured RMBS Trustee (excluding the RMBS Trusts insured by FGIC) as set forth in Article IV herein.

**176.** “NJ Carpenters Approval” means the approvals of the NJ Carpenters Settlement from the Bankruptcy Court (which may be the Confirmation Order or a separate order of the Bankruptcy Court), and the District Court.

**177.** “NJ Carpenters Claims” means any and all claims, demands, rights, liabilities, and causes of action of every nature and description, known or Unknown, suspected or unsuspected, contingent or non-contingent, matured or unmatured, whether or not concealed or hidden, which now exist, or heretofore have existed, whether arising under federal, state, common, or foreign law, that any NJ Carpenters Class Member (a) asserted in the NJ Carpenters Class Action, or (b) could have asserted in any forum arising from or related in any way to the acts, failures to act, transactions, facts, events, matters, disclosures, statements, occurrences, representations, or omissions asserted or that could have been

asserted in the NJ Carpenters Class Action against the NJ Carpenters Released Parties. Notwithstanding the foregoing, “NJ Carpenters Claims” shall not include (a) any rights or claims against the Debtors that any NJ Carpenters Class Member may possess or be entitled to as a holder of RMBS pursuant to the RMBS Trust Settlement or any other distribution in the Plan in connection with the claims asserted in connection with the RMBS Trust Settlement, or (b) claims against any NJ Carpenters Non-Settling Defendant.

**178.** “NJ Carpenters Claims Distribution” means a distribution in the amount of \$100 million in Cash in full and final satisfaction of the NJ Carpenters Claims, on terms as set forth in the NJ Carpenters Settlement.

**179.** “NJ Carpenters Class Action” means the class action entitled *New Jersey Carpenters Health Fund, et al. v. Residential Capital, LLC, et al.*, Civ. No. 08-8781(HB) pending in the District Court.

**180.** “NJ Carpenters Class Members” means the named plaintiffs in the NJ Carpenters Class Action and all other persons or entities who purchased or otherwise acquired beneficial interests in any of the following pass-through certificates and who were allegedly damaged thereby: RALI Series 2007-QS1, RALI Series 2007-QO4, RALI Series 2007-QH4, RALI Series 2006-QO7, RALI Series 2007-QS5, RALI Series 2006-QS7, RALI Series 2007-QO2, RALI Series 2006-QS11, RALI Series 2007-QS4, RALI Series 2006-QA4, RALI Series 2006-QA6, RALI Series 2006-QA7, RALI Series 2006-QA8, RALI Series 2006-QA10, RALI Series 2006-QA11, RALI Series 2007-QA1, RALI Series 2007-QA2, RALI Series 2007-QO3, RALI Series 2007-QA3, RALI Series 2007-QA5, RALI Series 2007-QH8, RALI Series 2007-QH9, RALI Series 2007-QO5, RALI Series 2007-QS11, RALI Series 2007-QS6, RALI Series 2006-QS8, RALI Series 2006-QS9, RALI Series 2007-QS7, RALI Series 2007-QH2, RALI Series 2007-QH5, RALI Series 2007-QH6, RALI Series 2006-QS18, RALI Series 2006-QO10, RALI Series 2006-QO3, RALI Series 2006-QO6, RALI Series 2007-QH3, RALI Series 2007-QS2, RALI Series 2006-QO9, RALI Series 2006-QO8, RALI Series 2006-QO5, RALI Series 2006-QA5, RALI Series 2006-QA9, RALI Series 2006-QH1, RALI Series 2006-QO4, RALI Series 2006-QS5, RALI Series 2006-QS16, RALI Series 2006-QS17, RALI Series 2007-QH1, RALI Series 2007-QO1, RALI Series 2007-QS3, RALI Series 2007-QA4, RALI Series 2007-QH7, RALI Series 2007-QS8, RALI Series 2007-QS10, RALI Series 2006-QS12, RALI Series 2006-QS13, RALI Series 2006-QS6, RALI Series 2007-QS9 and RALI Series 2006-QS15. Notwithstanding the foregoing, “NJ Carpenters Class Members” shall not include (a) the NJ Carpenters Class Opt-Outs, (b) the Private Securities Claimants, or (c) the NJ Carpenters Defendants, and their respective officers, affiliates and directors at all relevant times, members of their immediate families and their legal representatives, executors, estates, administrators, successors and assigns, insurers, or any entity in which any defendants have or had a controlling interest, provided that any investment company or pooled investment fund (including, but not limited to, mutual fund families, exchange-traded funds, fund of funds, and hedge funds) in which any of the NJ Carpenters Defendants have or may have a direct or indirect interest, or as to which its affiliates may act as investment advisors, but in which any of the NJ Carpenters Defendants or any of their respective affiliates is not a majority owner or does not hold a majority beneficial interest, shall not be deemed an excluded person or entity by definition.

**181.** “NJ Carpenters Class Opt-Outs” means any persons or entities who exclude themselves from the NJ Carpenters Class Action and the NJ Carpenters Settlement in the manner contemplated by the NJ Carpenters Notice.

**182.** “NJ Carpenters Defendants” means the NJ Carpenters Non-Settling Defendants and the NJ Carpenters Settling Defendants.

**183.** “NJ Carpenters Non-Settling Defendants” means Goldman, Sachs & Co., Deutsche Bank Securities Inc., Citigroup Global Markets Inc., and UBS Securities LLC, as well as any other defendant(s) later brought into the NJ Carpenters Class Action (not including the NJ Carpenters Released Parties).

**184.** “NJ Carpenters Notice” means the Notice of Pendency of Class Action and Proposed Settlement, Settlement Fairness Hearing and Motion for Reimbursement of Litigation Expenses, attached as Exhibit A-1 to the NJ Carpenters Settlement.

**185.** “NJ Carpenters Plan of Allocation” means the plan of allocation for the NJ Carpenters Claims Distribution to be approved by and under the jurisdiction of the District Court.

**186.** “NJ Carpenters Released Parties” means (a) the NJ Carpenters Settling Defendants, and (b) with respect to each of the foregoing, as applicable, their parents, subsidiaries, and affiliates and all of their respective past, current, and future respective directors, officers, employees, partners, insurers, co-insurers, reinsurers, agents, controlling shareholders, shareholders, attorneys, accountants, auditors, advisors, investment advisors, personal or legal representatives, predecessors, successors, divisions, joint ventures, assigns, spouses, heirs, related or affiliated entities, and any entity in which any NJ Carpenters Released Party has a controlling interest, and all of their respective property. For the avoidance of doubt, the insurers, co-insurers, and reinsurers listed above do not include the insurers that issued the GM Policies in their capacity as insurers under the GM Policies.

**187.** “NJ Carpenters Settlement” means the Stipulation and Agreement of Settlement with Certain Defendants, dated as of June 14, 2013, by and among the lead plaintiffs in the NJ Carpenters Class Action and the NJ Carpenters Released Parties, which is subject to the NJ Carpenters Approval.

**188.** “NJ Carpenters Settling Defendants” means Residential Capital, LLC, Residential Funding Company, LLC, Residential Accredited Loans, Inc., Bruce J. Paradis, Kenneth M. Duncan, Davee L. Olson, Ralph T. Flees, Lisa R. Lundsten, James G. Jones, David M. Bricker, James N. Young and Ally Securities.

**189.** “Non-Debtor Subsidiaries” means Canada Mortgage Acceptance Corporation; Cap Re of Vermont, LLC; Foreign Obligation Exchange, Inc. 2003-H11; Foreign Obligation Exchange, Inc. 2003-H12; Foreign Obligation Exchange, Inc. 2003-H14; Foreign Obligation Exchange, Inc. 2004-H11; Foreign Obligation Export, Inc.; Flume (No. 8) Limited; GMAC Residential Funding of Canada Limited; GMAC-RFC Auritec, S.A.; GMAC-RFC Espana Hipotecas SL; GMAC-RFC Europe Limited; GMAC-RFC Holdings Limited; GMAC-RFC

Property Finance Limited; Investments B.V. GXI; Investments B.V. GXII; Phoenix Residential Securities, LLC; PreEmac 2 NL B.V.; and Viaduct (No. 7) Limited.

**190.** “Ocwen” means Ocwen Loan Servicing, LLC.

**191.** “Ocwen APA” means that certain Asset Purchase Agreement, dated as of November 2, 2012, as amended and supplemented, entered into by and among Ocwen, ResCap, RFC, GMACM, ETS, ETS of Washington, Inc., EPRE LLC, GMACM Borrower LLC and RFC Borrower LLC [Docket No. 2246, Ex. 1].

**192.** “Order of Assessment” means the Order of Assessment of a Civil Money Penalty Issued Upon Consent Pursuant to the Federal Deposit Insurance Act, as amended, dated February 10, 2012.

**193.** “Original RMBS Settlement Agreements” means, collectively, the Third Amended and Restated RMBS Trust Settlement Agreement between the Debtors and the Steering Committee Consenting Claimants, and the Third Amended and Restated RMBS Trust Settlement Agreement between the Debtors and the Talcott Franklin Consenting Claimants, filed with the Bankruptcy Court on March 15, 2013, as Exhibits 1 and 2, respectively to the *Declaration of LaShann M. DeArcy in further support of Debtors Motion Pursuant to Fed. R. Bankr. P. 9019 for Approval of the RMBS Settlement Agreements* [Docket No. 3220].

**194.** “Original Settling RMBS Trusts” means those 392 RMBS Trusts covered in the Original RMBS Settlement Agreements.

**195.** “Other Priority Claim” means any Claim other than an Administrative Claim or Priority Tax Claim that is entitled to priority in payment pursuant to section 507(a) of the Bankruptcy Code.

**196.** “Other Secured Claim” means any Secured Claim other than a Junior Secured Notes Secured Claim.

**197.** “Paulson” means funds and accounts managed by Paulson & Co. Inc.

**198.** “Paydown Order” means the *Order Granting Debtors’ Amended Motion for Entry Under 11 U.S.C. §§ 105 and 363 Authorizing the Debtors to Satisfy Certain Secured Claims* [Docket No. 3967].

**199.** “Pension Plan” has the meaning set forth in Article IX.E.

**200.** “Person” means a “person” as such term is defined in section 101(41) of the Bankruptcy Code.

**201.** “Petition Date” means May 14, 2012.

**202.** “PFIC” means a passive foreign investment company as defined in section 1297(a) of the Tax Code or “grantor trust” under section 671-679 of the Tax Code.

**203.** “Phase I” means the first phase of the JSN Adversary Proceeding.

**204.** “Plan” means this Joint Chapter 11 Plan proposed by Residential Capital, LLC, *et al.* and the Official Committee of Unsecured Creditors, including all exhibits, addenda, schedules or other attachments hereto, and the Plan Supplement, each of which is incorporated herein by reference, as may be amended, modified, or supplemented from time to time in accordance with the Plan Support Agreement.

**205.** “Plan Documents” means, collectively, the Plan, including all exhibits thereto and the Plan Supplement, the Disclosure Statement and the Confirmation Order.

**206.** “Plan Proponents” means the Debtors and the Creditors’ Committee.

**207.** “Plan Supplement” means a compilation of documents and forms of documents, schedules, and exhibits to the Plan to be Filed on notice to parties-in-interest, and additional documents filed as supplements or amendments to the Plan Supplement including the following: (i) the Assumption Schedule, (ii) the Liquidating Trust Agreement, (iii) the RMBS Claims Trust Agreement, (iv) the Borrower Claims Trust Agreement, (v) the Private Securities Claims Trust Agreement, (vi) the identities of the initial Liquidating Trust Board, (vii) the identities of the initial Liquidating Trust Management, (viii) the identity of the Borrower Claims Trustee and the initial members of the Borrower Claims Trust Committee, (ix) the identity of the Private Securities Claims Trustee, (x) the amount of the Borrower Trust True-Up, (xi) a cooperation agreement by and between the Liquidating Trustee and the Kessler Settlement Class, (xii) the policy numbers for the GM Policies, (xiii) the Liquidating Trust Causes of Action, (xiv) the stipulated amounts of the Allowed Fee Claim, (xv) the Borrower-Related Causes of Action, (xvi) updated RMBS Trust Claims Schedules, (xvii) estimated Ally Contract Claims, (xviii) the identity of the RMBS Claims Trust Trustees, (xix) the material terms on which the Plan Proponents may pay over time any post-petition interest owed to the Junior Secured Noteholders to the extent ordered by the Bankruptcy Court, including the interest rate; and (xx) an initial list of Claims proposed to be subordinated under the Plan. The Plan Proponents shall File the Assumption Schedule no later than twenty-one (21) days before the commencement of the Confirmation Hearing, and the remainder of the substantially complete versions of the materials comprising the Plan Supplement no later than ten (10) days prior to the deadline to object to the Plan or such later date as may be approved by the Bankruptcy Court, except as otherwise provided under the Plan.

**208.** “Plan Support Agreement” means the agreement to support the Plan together with all exhibits attached thereto, including the term sheets, dated as of May 13, 2013, by and among the Debtors, Ally, the Creditors’ Committee, and the Consenting Claimants, as the same may be amended or modified in accordance with its terms. [Docket No. 3814, Ex. 3].

**209.** “Plan Trustees” means, collectively, the Liquidating Trustees, the RMBS Claims Trust Trustees, the Borrower Claims Trustee, and the Private Securities Claims Trustee.



**210.** “Plan Trusts” means, collectively, the Liquidating Trust, the RMBS Claims Trust, the Borrower Claims Trust, and the Private Securities Claims Trust.

**211.** “Postpetition Intercompany Balances” means any Claim against a Debtor held by another Debtor based on “Intercompany Transactions” arising pursuant to the Cash Management Order, which Claim is, pursuant to the Cash Management Order, accorded administrative expense status and priority of the kind specified in sections 503(b) and 507(b) of the Bankruptcy Code.

**212.** “Priority Tax Claim” means a Claim of a Governmental Unit of the kind specified in sections 502(i) and 507(a)(8) of the Bankruptcy Code.

**213.** “Private Securities Claimants” means (i) AIG, (ii) Allstate, (iii) Asset Management Funds d/b/a AMF Funds, AMF Intermediate Mortgage Fund, AMF Ultra Short Mortgage Fund, (iv) Bank Hapoalim B.M., (v) Cambridge Place Investment Management, Inc., in two capacities based on separate actions, (vi) Deutsche Zentra-Genossenschaftsbank, New York Branch, d/b/a DZ Bank AG, New York, DH Holding Trust, (vii) Federal Home Loan Bank of Boston, (viii) Federal Home Loan Bank of Chicago, (ix) Federal Home Loan Bank of Indianapolis, (x) HSH Nordbank AG, HSH Nordbank AG Luxembourg Branch, HSH Nordbank AG New York Branch, HSH Nordbank Securities S.A., (xi) Huntington Bancshares Inc., (xii) IKB Deutsche Industriebank AG, IKB International S.A. in liquidation, (xiv) John Hancock Life Insurance Company (U.S.A.), (xiv) MassMutual, (xv) Principal Life Insurance Company, Principal Funds, Inc., Principal Variable Contracts Funds, Inc., (xvi) Prudential, (xvii) Sealink Funding Limited, (xviii) Sticing Pensioenfonds ABP, (xix) The Union Central Life Insurance Company/Ameritas Life Insurance Corp./Acacia Life Insurance Company, and (xx) the Western and Southern Life Insurance Company, Western-Southern Life Assurance Company, Columbus Life Insurance Company, Integrity Life Insurance Company, National Integrity Life Insurance Company, and Fort Washington Investment Advisors, Inc., all in their capacity as holders of Private Securities Claims.

**214.** “Private Securities Claims” means those securities litigation claims against the Debtors, including claims against the Debtors and Ally, arising from the purchase or sale of RMBS, held by the Private Securities Claimants.

**215.** “Private Securities Claims Trust” means the trust established for the benefit of the holders of the Private Securities Claims.

**216.** “Private Securities Claims Trust Agreement” means that certain trust agreement, the form of which shall be included in the Plan Supplement, that, among other things, sets forth the criteria, methodology and procedures for making distributions to holders of Private Securities Claims.

**217.** “Private Securities Claims Trust Unit Distribution” means the number of Units to be issued by the Liquidating Trust to the Private Securities Claims Trust on the Initial Unit Distribution Date, which shall equal 9,545,578 Units, representing 9.55% of the Total Initial Units Outstanding, subject to the adjustment as provided in Article IV.J.

**218.** “Private Securities Claims Trustee” means the Person selected to serve as trustee of the Private Securities Claims Trust. The identity of the Person to serve as the Private Securities Claims Trustee as of the Effective Date will be set forth in the Plan Supplement.

**219.** “Pro Rata Share” means, with respect to any Claim, at any time, the proportion that the amount of such Claim in a particular Class or group of Classes bears to the aggregate amount of all Claims (including Disputed Claims) in such Class or group of Classes, unless in each case the Plan provides otherwise. The amount of a Disputed Claim shall be the amount of such Claim as estimated in accordance with the provisions of Article VIII.D, and as such definition is used in Article III.D.1(d), Article III.D.2(d) and Article III.D.3(d), the Claim amounts shall be determined as of the Initial Unit Distribution Record Date.

**220.** “Pro Rata Unit Share” means, with respect to a Unitholder at any time, the fraction (which may be expressed as a percentage) equal to the number of Units held by such Unitholder divided by the Total Units Outstanding at that time.

**221.** “Professional” means any Person or Entity: (a) employed in the Chapter 11 Cases under a Final Order in accordance with sections 327, 328 or 1103 of the Bankruptcy Code and compensated for services rendered prior to or on the Effective Date under sections 327, 328, 329, 330, or 331 of the Bankruptcy Code or (b) for which the Bankruptcy Court has allowed compensation and reimbursement under section 503(b)(4) of the Bankruptcy Code.

**222.** “Professional Claim” means a Claim by a Professional seeking an award by the Bankruptcy Court of compensation for services rendered or reimbursement of expenses incurred from and after the Petition Date through and including the Effective Date under sections 330, 331, 503(b)(2), 503(b)(3), 503(b)(4), or 503(b)(5) of the Bankruptcy Code.

**223.** “Professional Fee Escrow Account” means an escrow account to be funded with the Professional Fee Reserve Amount by the Liquidating Trust on the Effective Date solely for the purpose of paying all Allowed Professional Claims.

**224.** “Professional Fee Reserve Amount” means the aggregate Accrued Professional Compensation through the Effective Date as estimated by the Professionals in accordance with Article II.B.3.

**225.** “Proof of Claim” means a written proof of Claim Filed against any Debtor in the Chapter 11 Cases.

**226.** “Prudential” means Prudential Insurance Company of America and its subsidiaries and affiliates.

**227.** “Recognized Additional R+W Claims” has the meaning set forth in Article IV.C.3.a.ii.2.

**228.** “Recognized Cure Claims” has the meaning set forth in Article IV.C.3.a.i.

**229.** “Recognized Original R+W Claims” has the meaning set forth in Article IV.C.3.a.ii.1.

**230.** “Recognized RMBS Claims” means (i) Recognized Cure Claims, (ii) Recognized Original R+W Claims, (iii) Recognized Additional R+W Claims, and (iv) Recognized Unsecured Servicing Claims.

**231.** “Recognized Unsecured Servicing Claims” has the meaning set forth in Article IV.C.3.a.iii.

**232.** “Registered Holder” means the registered holders of the Junior Secured Notes and the Senior Unsecured Notes issued pursuant to the Indentures.

**233.** “Rejection Damages Claim Bar Date” means the date that is (a) with respect to an Executory Contract or Unexpired Lease that is rejected pursuant to the Plan, forty-five (45) days after the Effective Date, or (b) with respect to an Executory Contract or Unexpired Lease that is otherwise rejected, the applicable bar date established by the Bar Date Order or other order of the Bankruptcy Court.

**234.** “Released Claims” means Claims, Equity Interests, Causes of Action or liabilities that: (i) have been discharged or terminated pursuant to the terms of the Plan; (ii) have been released pursuant to the Plan; or (iii) are subject to exculpation pursuant to the Plan.

**235.** “Released Party” means the Liquidating Trust, and each Ally Released Party, Debtor Released Party, and Exculpated Party, or the property or Estate of any Entity so released, discharged or exculpated.

**236.** “REMIC” means a real estate mortgage investment conduit as defined in section 860D(a) of the Tax Code.

**237.** “Representatives” means a person’s or entity’s former and current officers, former and current directors, former and current principals, employees, agents, financial advisors, attorneys, accountants, investment bankers, consultants, and other professionals, each solely in its capacity as such; provided, that in the case of Ally and the Debtors, “Representatives” shall not include an underwriter that is unaffiliated with Ally or the Debtors against which an Investor has a pending or tolled Cause of Action. For the avoidance of doubt, Lewis Kruger shall be deemed to be a Representative of the Debtors.

**238.** “ResCap” means Residential Capital LLC.

**239.** “ResCap Debtors” means ResCap, GMACM Holding, and RFC Holding.

**240.** “ResCap Debtors Unit Distribution” means 30,413,337 Units, representing 30.41% of the Total Initial Units Outstanding, subject to the adjustment as provided in Article IV.J.

**241.** “ResCap Unsecured Claims” means the Senior Unsecured Notes Claims and General Unsecured Claims, in each case against the ResCap Debtors.

**242.** “Revolving Credit Facility” means that certain Amended and Restated Credit Agreement, dated as of December 30, 2009 (as amended, supplemented or otherwise modified), by and among AFI as initial lender and agent, Wells Fargo, N.A. as first priority collateral agent, RFC and GMACM as borrowers, and ResCap and certain other affiliates of the borrowers as guarantors.

**243.** “Revolving Credit Facility Claims” means any Claim held by Ally for default interest or fees under the Revolving Credit Facility.

**244.** “RFC” means Residential Funding Company, LLC.

**245.** “RFC Debtors” means each of the following Debtor subsidiaries of RFC Holding: RFC; DOA Holding Properties, LLC; DOA Properties IX (Lots-Other), LLC; EPRE LLC; Equity Investment I, LLC; GMAC Model Home Finance I, LLC; HFN REO SUB II, LLC; Homecomings Financial Real Estate Holdings, LLC; Homecomings Financial, LLC; RAHI A, LLC; RAHI B, LLC; RAHI Real Estate Holdings, LLC; RCSFJV2004, LLC; Residential Accredited Loans, Inc.; Residential Asset Mortgage Products, Inc.; Residential Asset Securities Corporation; Residential Funding Mortgage Exchange, LLC; Residential Funding Mortgage Securities I, Inc.; Residential Funding Mortgage Securities II, Inc.; Residential Funding Real Estate Holdings, LLC; RFC-GSAP Servicer Advance, LLC; RFC Asset Holdings II, LLC; RFC Asset Management, LLC; RFC Borrower LLC; RFC Construction Funding, LLC; RFC REO LLC; and RFC SFJV-2002, LLC.

**246.** “RFC Debtors Unit Distribution” means 32,995,746 Units, representing 33.00% of the Total Initial Units Outstanding, subject to the adjustment as provided in Article IV.J.

**247.** “RFC Holding” means GMAC-RFC Holding Company, LLC.

**248.** “RFC Pool” has the meaning set forth in Article IV.C.2(a).

**249.** “RFC Unsecured Claims” means the RMBS Trust Claims and General Unsecured Claims, in each case against the RFC Debtors.

**250.** “RFC Weighted Claim” has the meaning set forth in Article IV.C.3(d).

**251.** “RMBS” means residential mortgage-backed securities, notes and certificates issued by the RMBS Trusts.

**252.** “RMBS Claims Trust” means the trust established for the benefit of the RMBS Trusts that have Recognized RMBS Claims, which shall be treated by all parties, including, without limitation, the Debtors, the RMBS Claims Trust Trustees, and the RMBS Trustees as a “qualified settlement fund” within the meaning of 468B of the Tax Code and the Treasury Regulations thereunder.

**253.** “RMBS Claims Trust Agreement” means that certain trust agreement, the form of which shall be included in the Plan Supplement, that, among other things, sets forth the criteria, methodology and procedures for making distributions to RMBS Trusts having Recognized RMBS Claims.

**254.** “RMBS Claims Trust Trustees” means the Persons selected to serve as trustees of the RMBS Claims Trust, which may be one or more of the RMBS Trustees. The identity of the Persons to serve as the RMBS Claims Trustees as of the Effective Date will be set forth in the Plan Supplement.

**255.** “RMBS Cure Claims” means all claims of RMBS Trusts against the Debtors other than RMBS R+W Claims, including, without limitation, all claims of RMBS Trusts against the Debtors based on servicing obligations and other obligations of the Debtors as servicers and otherwise that were outstanding as of the date of the closing of the sale of the Debtors’ servicing platform to Ocwen, that became due and owing after such closing date, or that become due and owing, as a result of pre-closing actions of the Debtors as servicers and were required to be cured prior to the assumption and assignment to Ocwen pursuant to section 365(b)(1)(A) of the Bankruptcy Code.

**256.** “RMBS R+W Claims” means claims of the RMBS Trusts against the Debtors arising from any obligations or liability in respect of the origination and sale of mortgage loans to the RMBS Trusts.

**257.** “RMBS Settlement” means, as part of the Global Settlement, the settlement that provides for the allowance, priority, and allocation of the RMBS Trust Claims, through approval of the Original RMBS Settlement Agreements as expanded, modified and superseded as set forth in Article IV.C of the Plan.

**258.** “RMBS Trust Allocation Protocol” means the provisions set forth in Article IV.C.3 of the Plan.

**259.** “RMBS Trust Claims” means all the claims, including RMBS Cure Claims and RMBS R+W Claims, of the RMBS Trusts against the Debtors which shall be Allowed under Article IV.C.2(a) of the Plan as non-subordinated unsecured Claims.

**260.** “RMBS Trust Claims Schedules” means Schedules 1-G, 1-R, 2-G, 2-R, 3-G, 3-R, 4-G and 4-R attached to the Plan, as amended and restated when filed as part of the Plan Supplement.

**261.** “RMBS Trusts” means all residential mortgage backed securitization trusts, net interest margin trusts and similar residential mortgage backed trusts for which the Debtors act as sponsor, depositor, servicer, master servicer or in similar capacities, or a Loan Group in such RMBS Trust, as applicable.

**262.** “RMBS Trustees” means BNY Mellon, DB, USB, HSBC, LDTC, and WFB.

**263.** “Schedules” means the Debtors’ schedules of assets and liabilities and statements of financial affairs, Filed under section 521 of the Bankruptcy Code and the Bankruptcy Rules, as amended, supplemented, or modified.

**264.** “Secured Claim” means any Claim that is (a) secured by a Lien on collateral, which Lien is valid, perfected, and enforceable pursuant to applicable law or by reason of a Court order, to the extent of the value of such collateral, as determined in accordance with section 506(a) of the Bankruptcy Code, or (b) subject to a valid right of setoff under section 553 of the Bankruptcy Code.

**265.** “Senior Unsecured Noteholders” means the beneficial holders of Senior Unsecured Notes.

**266.** “Senior Unsecured Notes” means the United States dollar denominated notes maturing between June 2012 and June 2015, euro denominated notes that matured in May 2012, and U.K. sterling denominated notes maturing between May 2013 and July 2014, each issued by ResCap pursuant to the Senior Unsecured Notes Indenture.

**267.** “Senior Unsecured Notes Claim” means any Claim under or evidenced by the Senior Unsecured Notes, which shall be deemed Allowed against the ResCap Debtors in an amount of \$1,003,327,213.90.

**268.** “Senior Unsecured Notes Indenture” means that certain Indenture, dated as of June 24, 2005, between ResCap, any guarantors party thereto, and the Senior Unsecured Notes Indenture Trustee, as supplemented from time to time.

**269.** “Senior Unsecured Notes Indenture Trustee” means Wilmington Trust, as successor indenture trustee with respect to the Senior Unsecured Notes, and as paying agent, calculation agent and registrar with respect to the United States Dollar Senior Unsecured Notes, under the Senior Unsecured Notes Indenture, together with its respective successors and assigns in such capacity.

**270.** “Senior Unsecured Notes Indenture Trustee Charging Lien” means the Liens and other priority in payment and rights available to the Senior Unsecured Notes Indenture Trustee under the Senior Unsecured Notes Indenture or otherwise available to the Senior Unsecured Notes Indenture Trustee under applicable law, for the payment of Senior Unsecured Notes Indenture Trustee Fees and Expenses.

**271.** “Senior Unsecured Notes Indenture Trustee Fees and Expenses” means the reasonable fees, costs, expenses and indemnity claims of the Senior Unsecured Notes Indenture Trustee, including, but not limited to, the fees, costs and expenses of the Senior Unsecured Notes Indenture Trustees’ counsel and financial advisors.

**272.** “Senior Unsecured Notes Indenture Trustee Reserve” means the reserve of Cash to be funded from the initial Cash distribution issued on account of the Senior Unsecured Notes Claims, and held by the Senior Unsecured Notes Indenture Trustee for the payment of future projected accrued and unpaid, Senior Unsecured Notes Indenture Trustee Fees and Expenses.

**273.** “Servicing Agreement” means either a “Pooling and Servicing Agreement” or an integrated set of “Servicing Agreements,” “Mortgage Loan Purchase Agreements,” “Indentures,” and/or “Trust Agreements,” which, when combined, provide for, among other things, the servicing of the mortgage loans held by an RMBS Trust.

**274.** “Settlement Insurance Policies” means all directors & officers and errors & omissions insurance policies with policy periods between November 2006 and the Effective Date which provide coverage to Ally or its Representatives as well as to the Debtors and/or their Representatives.

**275.** “Settling Parties” means each of the following in its capacity as such: the Debtors, the Creditors’ Committee, Ally, and the Consenting Claimants.

**276.** “Settling Private Securities Claimants” means each of AIG, Allstate, MassMutual and Prudential.

**277.** “Steering Committee Consenting Claimants” means certain Investors in RMBS backed by mortgage loans held by RMBS Trusts associated with securitizations sponsored by the Debtors between 2004 and 2007 and represented by Kathy D. Patrick of Gibbs & Bruns LLP and Keith H. Wofford of Ropes & Gray LLP.

**278.** “Supporting Senior Unsecured Noteholders” means the holders of the Senior Unsecured Notes that have executed or joined the Plan Support Agreement.

**279.** “Talcott Franklin Consenting Claimants” means certain Investors in RMBS backed by mortgage loans held by RMBS Trusts associated with securitizations sponsored by the Debtors between 2004 and 2007 represented by Talcott Franklin of Talcott Franklin, P.C., Carter Ledyard & Milburn LLP and Miller Johnson.

**280.** “Tax Code” means the Internal Revenue Code of 1986, as amended.

**281.** “Tax Lien” has the meaning set forth in Article II.C.

**282.** “Third Party Release” means the release set forth in Article IX.D.

**283.** “Total Units Outstanding” means 100 million Units, which is the total number of Units to be issued by the Liquidating Trust pursuant to the Plan.

**284.** “Treasury Regulations” means the Treasury regulations promulgated under the Tax Code.

**285.** “Unexpired Lease” means a lease to which one or more of the Debtors is a party that is subject to assumption or rejection under section 365 of the Bankruptcy Code.

**286.** “Unimpaired” means, with respect to any Class, a Class that is not Impaired.

**287.** “Unit Distribution Date” means a date or dates established pursuant to the Liquidating Trust Agreement or otherwise determined by the Liquidating Trust Board, as of

which a distribution of Units shall be made to Liquidating Trust Unit Beneficiaries that are holders of Disputed Claims that became Allowed, in whole or in part.

**288.** “Unit Issuance Percentage” means, in the case of the GMACM Debtors, 27.05%; in the case of the ResCap Debtors, 30.41%; in the case of the RFC Debtors, 33.00%; and in the case of the Private Securities Claims Trust, 9.55%.

**289.** “United States” means the United States of America, its agencies, departments, and agents.

**290.** “Unitholders” means holders of Units.

**291.** “Units” means units of beneficial interest issued by the Liquidating Trust, which entitle the holders thereof to receive from the Liquidating Trust a Pro Rata Unit Share of Distributable Cash.

**292.** “Unknown” as used in the definition of NJ Carpenters Claims, means any and all NJ Carpenter Claims that any NJ Carpenters Class Member does not know or suspect to exist in his, her or its favor at the time of the release, which if known by him, her or it might have affected his, her or its settlement with and release of the NJ Carpenters Released Parties, or might have affected his, her or its decision not to object to the NJ Carpenters Settlement or not exclude himself, herself or itself from the settlement class. With respect to any and all NJ Carpenters Claims, the parties stipulated and agreed under the NJ Carpenters Settlement that, upon the Effective Date, the NJ Carpenters Class Members shall expressly waive, and shall be deemed to have waived, and by operation of the order approving the NJ Carpenters Settlement, shall have expressly waived, to the fullest extent permitted by law, any and all provisions, rights and benefits conferred by Cal. Civ. Code § 1542 (to the extent it applies to the Action), and any law of any state or territory of the United States, or principle of common law, or the law of any foreign jurisdiction, that is similar, comparable or equivalent to Cal. Civ. Code § 1542, which provides:

**A general release does not extend to claims which the creditor does not know or suspect to exist in his or her favor at the time of executing the release, which if known by him or her must have materially affected his or her settlement with the debtor.**

**293.** “Unsecured Claims” means, collectively, the GMACM Unsecured Claims, the ResCap Unsecured Claims and the RFC Unsecured Claims.

**294.** “USB” means U.S. Bank National Association solely in its capacity as trustee, indenture trustee, securities administrator, co-administrator, paying agent, grantor trustee, master servicer, custodian and/or similar agency capacities in respect of certain of the RMBS Trusts.

**295.** “U.S. Trustee” means the United States Trustee for the Southern District of New York.

**296.** “U.S. Trustee Fees” means fees arising under 28 U.S.C. § 1930, and, to the extent applicable, accrued interest thereon arising under 31 U.S.C. § 3717.



**297.** “Voting Deadline” means the date set forth in the order of the Bankruptcy Court approving the Disclosure Statement as the deadline for, among other things, voting to accept or reject the Plan.

**298.** “WFB” means Wells Fargo Bank, N.A. solely in its capacity as trustee, indenture trustee, securities administrator, co-administrator, paying agent, grantor trustee, master servicer, custodian, and/or similar agency capacities in respect of certain of the RMBS Trusts.

**299.** “Wilmington Trust” means Wilmington Trust, National Association, not individually, but solely in its capacity as Senior Unsecured Notes Indenture Trustee.

## **B. Rules of Construction**

For the purposes of the Plan: (1) any term used in capitalized form that is not defined in the Plan, but that is defined in the Bankruptcy Code or the Bankruptcy Rules, has the meaning assigned to such term in the Bankruptcy Code or the Bankruptcy Rules, as applicable; (2) in the appropriate context, each term, whether stated in the singular or the plural, includes both the singular and the plural, and pronouns stated in the masculine, feminine, or neutral gender include the masculine, feminine, and the neutral gender; (3) unless otherwise stated herein, any reference in the Plan to an existing document or exhibit having been Filed or to be Filed shall mean that document or exhibit, as it may thereafter be amended, modified, or supplemented; (4) except as otherwise provided in the Plan, all references in the Plan to “Articles” are references to Articles of the Plan; (5) except as otherwise provided in the Plan, the words “herein,” “hereof,” and “hereto” refer to the Plan in its entirety rather than to a particular portion of the Plan; (6) the words “includes” and “including” are not limiting and mean that the things specifically identified are set forth for purposes of illustration, clarity, or specificity and do not in any respect qualify, characterize, or limit the generality of the class within which such things are included; (7) any reference to an Entity or a Person as a holder of a Claim or Equity Interest includes that Entity’s or Person’s successors, assigns, and affiliates; (8) captions and headings to Articles are inserted for convenience of reference only and are not intended to be a part of or to affect the interpretation of the Plan; (9) the rules of construction set forth in section 102 of the Bankruptcy Code shall apply; and (10) any immaterial effectuating provisions may be interpreted by the Plan Proponents or the Liquidating Trust, as applicable, in a manner that is consistent with the overall purpose and intent of the Plan, all without further order of the Bankruptcy Court.

## **C. Computation of Time**

Except as otherwise provided in the Plan, Bankruptcy Rule 9006(a) shall apply in computing any period of time prescribed or allowed in the Plan.

## **D. Governing Law**

Unless a rule of law or procedure is supplied by federal law (including the Bankruptcy Code and Bankruptcy Rules) or unless otherwise specifically stated, the laws of the State of New York, without giving effect to the principles of conflict of laws that would require application of the law of another jurisdiction, shall govern the rights, obligations,

construction, and implementation of the Plan, and any agreements, securities, instruments, or other documents executed or delivered in connection with the Plan (except as otherwise set forth in those documents, in which case the governing law of such documents shall control); provided, however, that governance matters relating to the Debtors, the Liquidating Trust, the Borrower Claims Trust, the RMBS Claims Trust, or the Private Securities Claims Trust, as applicable, shall be governed by the laws of the State of incorporation or formation thereof.

## **ARTICLE II.**

### **ADMINISTRATIVE CLAIMS, PROFESSIONAL CLAIMS, PRIORITY TAX CLAIMS, AND U.S. TRUSTEE FEES**

In accordance with section 1123(a)(1) of the Bankruptcy Code, Administrative Claims, Professional Claims, Priority Tax Claims and U.S. Trustee Fees have not been classified and, therefore, are excluded from the Classes of Claims and Equity Interests set forth in Article III and shall have the following treatment:

#### **A. Administrative Claims**

##### **1. Treatment of Administrative Claims Other than Professional Claims.**

Unless otherwise agreed to by the holder of an Allowed Administrative Claim, or set forth in an order of the Bankruptcy Court, the Liquidating Trust will pay each holder of an Allowed Administrative Claim (other than holders of Professional Claims and Claims for fees and expenses pursuant to section 1930 of chapter 123 of title 28 of the United States Code) the full unpaid amount of such Claim in Cash: (1) if the Administrative Claim is Allowed before the Effective Date, on the Effective Date, or as soon as practicable thereafter (or, if not then due, when such Allowed Administrative Claim is due, or as soon as practicable thereafter); or (2) if the Administrative Claim is Allowed on or after the Effective Date, on the date such Administrative Claim is Allowed, or as soon as practicable thereafter (or, if not then due, when such Allowed Administrative Claim is due, or as soon as practicable thereafter); provided, however, that Allowed Administrative Claims other than Professional Fee Claims that arise in the ordinary course of the Debtors' business shall be paid in the ordinary course of business in accordance with the terms and subject to the conditions of any agreements governing, instruments evidencing, or other documents relating to, such transactions; provided further, however, that accrued and unpaid Postpetition Intercompany Balances shall be satisfied pursuant to the Cash Management Order without further application or order of the Bankruptcy Court. On or after the Effective Date, the Liquidating Trust may settle and pay any Administrative Claim in the ordinary course of business without any further notice to or action, order, or approval of the Bankruptcy Court.

##### **2. Administrative Claims Bar Date**

Except as provided for herein or in any order of the Bankruptcy Court, and subject to section 503(b)(1)(D) of the Bankruptcy Code, holders of Administrative Claims (other than

holders of Administrative Claims paid in the ordinary course of business, holders of Professional Claims, holders of Claims for fees and expenses pursuant to section 1930 of chapter 123 of title 28 of the United States Code, and holders of Postpetition Intercompany Balances) must File and serve on the Plan Proponents or the Liquidating Trust, as applicable, requests for the payment of such Administrative Claims not already Allowed by Final Order in accordance with the procedures specified in the Confirmation Order, on or before the Administrative Claim Bar Date or be forever barred, estopped, and enjoined from asserting such Claims against the Debtors, the Plan Trusts, or their assets or properties, and such Claims shall be deemed discharged as of the Effective Date.

## **B. Professional Claims**

### **1. Final Fee Applications**

All final requests for Professional Claims must be Filed no later than seventy-five (75) days after the Effective Date. After notice and a hearing in accordance with the procedures established by the Bankruptcy Code and prior Bankruptcy Court orders, the Allowed amounts of such Professional Claims will be determined by the Bankruptcy Court.

### **2. Professional Fee Escrow Account**

On the Effective Date, the Liquidating Trust will establish and fund the Professional Fee Escrow Account with Cash equal to the Professional Fee Reserve Amount. The Professional Fee Escrow Account will be maintained in trust for the Professionals. The funds in such account will not be property of the Liquidating Trust. The amount of Professional Claims owing to the Professionals will be paid in Cash to such Professionals by the Liquidating Trust, or at the Liquidating Trust's direction, from the Professional Fee Escrow Account, without interest or other earnings therefrom, when such Claims are Allowed by Final Order; provided, that notwithstanding the foregoing, on the Effective Date, the Debtors shall pay (1) Centerview's full In-Court Transaction Fee (as defined in paragraph 3(b) of the engagement letter by and between Centerview and the Debtors) and (2) Moelis' full Restructuring Fee (as defined in paragraph 2 of the engagement letter between Moelis & Company LLC and the Committee); provided, further, that Centerview and Moelis shall File final requests for Professional Claims in accordance with Section II.B.1 above; and provided, further, that the Liquidating Trust's liability for Professional Claims shall not be limited nor be deemed to be limited to the funds available from the Professional Fee Escrow Account. After all Professional Claims have been paid in full, amounts remaining in the Professional Fee Escrow Account, if any, will be transferred to the Liquidating Trust.

### **3. Professional Fee Reserve Amount**

To receive payment for Accrued Professional Compensation incurred through the Effective Date, Professionals shall estimate their Accrued Professional Compensation prior to and as of the Effective Date and deliver such estimate to the Plan Proponents at least five (5) Business Days prior to the anticipated Effective Date. If a Professional does not provide such estimate, the Plan Proponents may estimate the unbilled fees and expenses of such

Professional. The total amount so estimated will constitute the Professional Fee Reserve Amount; provided that such estimate will not be considered an admission or limitation with respect to the fees and expenses of such Professional. The Professional Fee Reserve Amount and the estimated Accrued Professional Compensation amounts submitted by the Professionals will be subject to review by the Debtors, the Consenting Claimants, and the Creditors' Committee, and any objections to the Professional Fee Reserve Amount must be served on the Plan Proponents prior to the Effective Date.

#### **4. Post-Effective Date Fees and Expenses**

Except as otherwise specifically provided in the Plan, the Liquidating Trust shall pay in Cash the reasonable legal, professional, or other fees and expenses incurred by the Professionals from and after the Effective Date, in the ordinary course of business and without any further notice to or action, order or approval of the Bankruptcy Court. Upon the Effective Date, any requirement that Professionals comply with sections 327 through 331 and 1103 of the Bankruptcy Code in seeking retention or compensation for services rendered after such date shall terminate, and Professionals may be employed and paid in the ordinary course of business without any further notice to or action, order, or approval of the Bankruptcy Court.

#### **C. Priority Tax Claims**

Except to the extent that a holder of an Allowed Priority Tax Claim agrees to a less favorable treatment or has been paid by any applicable Debtor prior to the Effective Date, the Liquidating Trust shall pay each holder of an Allowed Priority Tax Claim, in full and final satisfaction, settlement, release, and discharge of such Allowed Priority Tax Claim, in accordance with Bankruptcy Code section 1129(a)(9)(C), the full unpaid amount of such Allowed Priority Tax Claim in Cash on, or as soon as practicable after, the latest of: (1) the Effective Date; (2) the date such Allowed Priority Tax Claim becomes Allowed; or (3) in regular payments over a period of time not to exceed five (5) years after the Petition Date with interest at a rate determined in accordance with section 511 of the Bankruptcy Code, provided, that such Allowed Priority Tax Claims shall not be treated in a manner less favorable than the most favored nonpriority Unsecured Claim provided for by the Plan (other than Cash payments made to a class of creditors under section 1122(b)), and provided, further, that such election shall be without prejudice to the Liquidating Trust's right to prepay such Allowed Priority Tax Claim in full or in part without penalty. To the extent a holder of an Allowed Priority Tax Claim holds a valid lien (a "Tax Lien") for outstanding and unpaid real property taxes against property of the Debtors or the Liquidating Trust, as applicable, any liens imposed on account of such Claim shall remain unimpaired until such Allowed Priority Tax Claim is paid in full.

#### **D. U.S. Trustee Fees**

On the Effective Date or as soon as practicable thereafter, the Liquidating Trust shall pay all U.S. Trustee Fees that are due and owing on the Effective Date. For the avoidance of doubt, nothing in the Plan shall release the Liquidating Trust from its obligation to pay all

U.S. Trustee Fees due and owing after the Effective Date before a Final Order is entered by the Bankruptcy Court concluding or closing the Chapter 11 Cases.

### **ARTICLE III.**

#### **CLASSIFICATION, TREATMENT, AND VOTING OF CLAIMS AND EQUITY INTERESTS**

##### **A. Classification of Claims and Equity Interests**

Pursuant to section 1122 of the Bankruptcy Code, set forth below is a designation of Classes of Claims and Equity Interests. A Claim or Equity Interest is placed in a particular Class for the purposes of voting on the Plan and receiving distributions pursuant to the Plan only to the extent that such Claim or Equity Interest has not been paid, withdrawn or otherwise settled before (i) the Claims Record Date for voting purposes, or (ii) the time at which distributions are made with respect to such Claims or Equity Interests pursuant to the Plan for distribution purposes.

##### **B. Record Date for Claims**

As of the Claims Record Date, the transfer registers for each Class of Claims or Equity Interests (other than for publicly traded securities), as maintained by the Debtors or their agents, shall be deemed closed and there shall be no further changes made to reflect any new record holders of any such Claims or Equity Interests. The Debtors and the Liquidating Trust shall have no obligation to recognize any transfer of such Claims or Equity Interests occurring on or after the Claims Record Date.

##### **C. Summary of Classification and Class Identification**

i. Except for Claims addressed in Article II, all Claims and Equity Interests are classified in the Classes set forth in this Article III in accordance with section 1122 of the Bankruptcy Code. A Claim or Equity Interest is classified in a particular Class only to the extent that the Claim or Equity Interest qualifies within the description of that Class and is classified in other Classes to the extent that any portion of the Claim or Equity Interest qualifies within the description of such other Classes. A Claim or Equity Interest is also classified in a particular Class for the purpose of receiving distributions pursuant to the Plan only to the extent that such Claim or Equity Interest is an Allowed Claim or Allowed Equity Interest in that Class and has not been paid, released, or otherwise satisfied prior to the Effective Date. In no event shall any holder of an Allowed Claim be entitled to receive payments under this Plan that, in the aggregate, exceed the Allowed amount of such holder's Claim.

ii. Although the Plan applies to all of the Debtors, (a) the Plan constitutes fifty-one (51) distinct chapter 11 plans, one for each Debtor; and (b) for voting purposes, each class of the Debtor Groups will contain sub-classes for each of the Debtors within a particular Debtor Group. The Plan groups the Debtors into three Debtor Groups (the ResCap Debtors, the GMACM Debtors and the RFC Debtors) solely for purposes of

describing treatment under the Plan and making distributions under the Plan. Such grouping shall not affect any Debtor’s status as a separate legal entity, change the organizational structure of the Debtors’ business enterprise, constitute a change of control of any Debtor for any purpose, cause a merger or consolidation of any legal entities, nor cause the transfer of any assets; and, except as otherwise provided by or permitted in the Plan, all Debtors shall continue to exist as separate legal entities. For voting purposes, each Class of the Debtor Groups will contain sub-classes for each of the Debtors within a particular Debtor Group (*e.g.*, there will be three (3) sub-Classes for each Class of the ResCap Debtors, twenty-one (21) sub-Classes for each Class of the GMACM Debtors (provided, that, in lieu of Class GS-4A, the Plan for ETS contains a sub-Class, Class GS-4B, for ETS Unsecured Claims), and twenty-seven (27) sub-Classes for each Class of the RFC Debtors, and many of the sub-Classes may be vacant). Notwithstanding the foregoing, the Plan Proponents reserve the right to seek approval of the Bankruptcy Court to consolidate any two or more Debtors for purposes of administrative convenience, provided that such consolidation does not materially and adversely impact the amount of distributions to any Person under the Plan and is in accordance with the terms of the Plan Support Agreement.

iii. Section 1129(a)(10) of the Bankruptcy Code shall be satisfied for the purposes of Confirmation by acceptance of the Plan by an Impaired Class of Claims; provided, however, that in the event no holder of a Claim with respect to a specific Class for a particular Debtor timely submits a Ballot indicating acceptance or rejection of the Plan, such Class will be deemed to have accepted the Plan. The Plan Proponents shall seek Confirmation of the Plan pursuant to section 1129(b) of the Bankruptcy Code with respect to any rejecting Class of Claims or Equity Interests. The Plan Proponents reserve the right to modify the Plan in accordance with Article XI.A hereof, including the right to withdraw the Plan as to an individual Debtor at any time before the Effective Date.

iv. The following are tables assigning each Class a letter and number designation for purposes of identifying each separate Class, a description of whether that Class is Impaired, and the Class’ voting rights:

**1. ResCap Debtors**

<b>Class</b>	<b>Designation</b>	<b>Impairment</b>	<b>Entitled to Vote</b>
R-1	Other Priority Claims	Unimpaired	No (presumed to accept)
R-2	Other Secured Claims	Unimpaired	No (presumed to accept)
R-3	Junior Secured Notes Claims	Impaired/ Unimpaired	Yes/No (presumed to accept)
R-4	ResCap Unsecured Claims	Impaired	Yes
R-5	Borrower Claims	Impaired	Yes
R-6	Private Securities Claims	Impaired	Yes
R-7	NJ Carpenters Claims	Impaired	Yes
R-8	General Unsecured Convenience Claims	Impaired	Yes
R-9	Intercompany Balances	Impaired	No (deemed to reject)
R-10	Equity Interests	Impaired	No (deemed to reject)

R-11	FHFA Claims	Impaired	Yes/No (deemed to reject)
R-12	Revolving Credit Facility Claims	Impaired	Yes

**2. GMACM Debtors**

<b>Class</b>	<b>Designation</b>	<b>Impairment</b>	<b>Entitled to Vote</b>
GS-1	Other Priority Claims	Unimpaired	No (presumed to accept)
GS-2	Other Secured Claims	Unimpaired	No (presumed to accept)
GS-3	Junior Secured Notes Claims	Impaired/ Unimpaired	Yes/No (presumed to accept)
GS-4A	GMACM Unsecured Claims	Impaired	Yes
GS-4B	ETS Unsecured Claims	Impaired	Yes
GS-5	Borrower Claims	Impaired	Yes
GS-6	Private Securities Claims	Impaired	Yes
GS-7	General Unsecured Convenience Claims	Impaired	Yes
GS-8	Intercompany Balances	Impaired	No (deemed to reject)
GS-9	Equity Interests	Impaired	No (deemed to reject)
GS-10	Revolving Credit Facility Claims	Impaired	Yes

**3. RFC Debtors**

<b>Class</b>	<b>Designation</b>	<b>Impairment</b>	<b>Entitled to Vote</b>
RS-1	Other Priority Claims	Unimpaired	No (presumed to accept)
RS-2	Other Secured Claims	Unimpaired	No (presumed to accept)
RS-3	Junior Secured Notes Claims	Impaired/ Unimpaired	Yes/No (presumed to accept)
RS-4	RFC Unsecured Claims	Impaired	Yes
RS-5	Borrower Claims	Impaired	Yes
RS-6	Private Securities Claims	Impaired	Yes
RS-7	NJ Carpenters Claims	Impaired	Yes
RS-8	General Unsecured Convenience Claims	Impaired	Yes
RS-9	Intercompany Balances	Impaired	No (deemed to reject)
RS-10	Equity Interests	Impaired	No (deemed to reject)
RS-11	FHFA Claims	Impaired	Yes/No (deemed to reject)
RS-12	Revolving Credit Facility Claims	Impaired	Yes

**D. Treatment of Claims and Equity Interests**

Except to the extent that a holder of an Allowed Claim or Equity Interest, as applicable, agrees to a less favorable treatment, such holder shall, in full and final

satisfaction, settlement, release, and discharge of and in exchange for such holder's Allowed Claim or Equity Interest, receive the treatment described below under the Plan.

**1. Claims Against and Equity Interests in the ResCap Debtors**

(a) Class R-1 – Other Priority Claims

- (i) Classification: Class R-1 consists of all Allowed Other Priority Claims against the ResCap Debtors.
- (ii) Treatment: In full and final satisfaction of the Other Priority Claims in Class R-1, on or as soon as practicable after the Effective Date, each holder of an Allowed Other Priority Claim in Class R-1 shall receive one of the following treatments on account of such Claim, as determined by the Plan Proponents prior to the Effective Date or the Liquidating Trust, following the Effective Date: (a) payment in full in Cash, or (b) treatment consistent with the provisions of section 1129(a)(9) of the Bankruptcy Code; provided, that Other Priority Claims that arise in the ordinary course of the Debtors' business and that are not due and payable on or before the Effective Date will be paid in the ordinary course of business in accordance with the terms thereof.
- (iii) Voting: Class R-1 is Unimpaired. Pursuant to Bankruptcy Code section 1126(f), holders of Allowed Class R-1 Claims are conclusively presumed to accept the Plan.

(b) Class R-2 – Other Secured Claims

- (i) Classification: Class R-2 consists of all Allowed Other Secured Claims against the ResCap Debtors.
- (ii) Treatment: In full and final satisfaction of the Other Secured Claims in Class R-2, on or as soon as practicable after the Effective Date, each holder of an Allowed Other Secured Claim in Class R-2 shall receive one of the following treatments on account of such Claim as determined by the Plan Proponents prior to the Effective Date, or the Liquidating Trust, following the Effective Date: (a) payment in full in Cash, including any interest, at the non-default rate (or such other rate as may be ordered by the Court), required to be paid pursuant to section 506(b) of the Bankruptcy Code, or (b) the collateral securing its Allowed Other Secured Claim.
- (iii) Voting: Class R-2 is Unimpaired. Pursuant to Bankruptcy Code section 1126(f), holders of Allowed Class R-2 Claims are conclusively presumed to accept the Plan.



(c) Class R-3 – Junior Secured Notes Claims

- (i) Classification: Class R-3 consists of all Allowed Junior Secured Notes Claims against the ResCap Debtors.
- (ii) Treatment: In full and final satisfaction of the Junior Secured Notes Claims in Class R-3, on or as soon as practicable after the Effective Date, each holder of an Allowed Junior Secured Notes Claim in Class R-3 shall receive payment in full for the Allowed amount of such Junior Secured Notes Claim as determined by the Bankruptcy Court in Phase I of the JSN Adversary Proceeding or at the Confirmation Hearing; provided, however, that if the Bankruptcy Court determines that the Junior Secured Noteholders are entitled to post-petition interest, the Allowed amount of such post-petition interest shall be paid in accordance with the requirements under the Bankruptcy Code, which may include, at the Plan Proponents' election, the payment of such post-petition interest over time with interest at a rate consistent with section 1129(b) of the Bankruptcy Code.<sup>2</sup>
- (iii) Voting: Class R-3 is Impaired. Holders of Allowed Class R-3 Claims are entitled to vote to accept or reject the Plan; provided that if the Bankruptcy Court makes a finding in the JSN Adversary Proceeding that the Junior Secured Notes Claims are oversecured such that they are entitled to payment in full in an amount that will render them unimpaired, and the Plan Proponents pay them in full in Cash on or as soon as practicable after the Effective Date, then holders of Allowed Class R-3 Claims will be conclusively presumed to accept the Plan and such votes will not be counted.

(d) Class R-4 – ResCap Unsecured Claims

- (i) Classification: Class R-4 consists of all Allowed ResCap Unsecured Claims.
- (ii) Treatment: In full and final satisfaction of the ResCap Unsecured Claims in Class R-4, as soon as practicable after the Effective Date, each holder of an Allowed ResCap Unsecured Claim in Class R-4 shall receive its Pro Rata Share of the ResCap Debtors Unit Distribution.

---

<sup>2</sup> The terms on which the Plan Proponents may pay over time any post-petition interest owed to the Junior Secured Noteholders to the extent ordered by the Bankruptcy Court, including the interest rate, will be set forth in the Plan Supplement.

- (iii) Voting: Class R-4 is Impaired. Holders of Allowed Class R-4 Claims are entitled to vote to accept or reject the Plan.
  
- (e) Class R-5 – Borrower Claims
  - (i) Classification: Class R-5 consists of all Allowed Borrower Claims against the ResCap Debtors.
  - (ii) Treatment: In full and final satisfaction of the Borrower Claims in Class R-5, as soon as practicable after the Effective Date, holders of Allowed Borrower Claims in Class R-5 shall receive their allocated share of Cash available for distribution from the Borrower Claims Trust, in accordance with the methodology and procedures set forth in the Borrower Claims Trust Agreement.
  - (iii) Voting: Class R-5 is Impaired. Holders of Allowed Class R-5 Claims are entitled to vote to accept or reject the Plan.
  
- (f) Class R-6 – Private Securities Claims
  - (i) Classification: Class R-6 consists of all Allowed Private Securities Claims against the ResCap Debtors.
  - (ii) Treatment: In full and final satisfaction of the Private Securities Claims in Class R-6, as soon as practicable after the Effective Date, holders of Allowed Private Securities Claims in Class R-6 shall receive their allocated share of either (A) Cash distributions from the Private Securities Claims Trust, or (B) the Units transferred to the Private Securities Claims Trust that constitute the Private Securities Claims Trust Unit Distribution, in each case in accordance with the methodology and procedures set forth in the Private Securities Claims Trust Agreement.
  - (iii) Voting: Class R-6 is Impaired. Holders of Allowed Class R-6 Claims are entitled to vote to accept or reject the Plan.
  
- (g) Class R-7 – NJ Carpenters Claims
  - (i) Classification: Class R-7 consists of all Allowed NJ Carpenters Claims against the ResCap Debtors.
  - (ii) Treatment: Subject to the NJ Carpenters Approval, in full and final satisfaction of the NJ Carpenters Claims in Class R-7, within ten (10) business days of the Effective Date, the lead plaintiff, on behalf of holders of Allowed NJ Carpenters Claims in Class R-7 shall receive the NJ Carpenters Claims

Distribution which will thereafter be distributed pursuant to the NJ Carpenters Plan of Allocation. Absent the NJ Carpenters Approval, Claims held by NJ Carpenters Class Members, to the extent Allowed, shall be classified as General Unsecured Claims, which claims may be subject to subordination.

- (iii) Voting: Class R-7 is Impaired. Holders of Allowed Class R-7 Claims are entitled to vote to accept or reject the Plan.
- (h) Class R-8 – General Unsecured Convenience Claims
  - (i) Classification: Class R-8 consists of all Allowed General Unsecured Convenience Claims against the ResCap Debtors.
  - (ii) Treatment: In full and final satisfaction of the General Unsecured Convenience Claims in Class R-8, as soon as practicable after the Effective Date, each holder of an Allowed General Unsecured Convenience Claim in Class R-8 shall receive a distribution in Cash equal to 36.3% of such holder's Allowed Class R-8 Claim.
  - (iii) Voting: Class R-8 is Impaired. Holders of Allowed Class R-8 Claims are entitled to vote to accept or reject the Plan.
- (i) Class R-9 – Intercompany Balances
  - (i) Classification: Class R-9 consists of all Intercompany Balances against the ResCap Debtors.
  - (ii) Treatment: On the Effective Date, Intercompany Balances against the ResCap Debtors in Class R-9 shall be waived, cancelled, and discharged. Holders of Intercompany Balances in Class R-9 shall receive no recovery on account of their Claims.
  - (iii) Voting: Class R-9 is Impaired. Pursuant to Bankruptcy Code section 1126(g), holders of Allowed Class R-9 Claims are deemed to reject the Plan.
- (j) Class R-10 – Equity Interests
  - (i) Classification: Class R-10 consists of all Equity Interests in the ResCap Debtors.
  - (ii) Treatment: Holders of Equity Interests in Class R-10 shall receive no recovery on account of such Equity Interests and such Equity Interests shall be canceled on the Effective Date.

(iii) Voting: Class R-10 is Impaired. Pursuant to Bankruptcy Code section 1126(g), holders of Allowed Class R-10 Equity Interests are deemed to reject the Plan.

(k) Class R-11 – FHFA Claims

(i) Classification: Class R-11 Consists of all FHFA Claims against the ResCap Debtors.

(ii) Treatment: Holders of FHFA Claims in Class R-11 shall receive no recovery on account of such Claims; provided, that if the Bankruptcy Court determines that the FHFA Claims are not subject to subordination under section 510(b) of the Bankruptcy Code, each holder of an Allowed ResCap FHFA Claim shall receive a distribution in Cash equal to 0.001% of such holder's Allowed ResCap FHFA Claim, which accounts for the fact that no holder of an FHFA Claim is subject to the Third Party Releases, as soon as practicable after the later of the Effective Date or the allowance of such Claim.

(iii) Voting: Class R-11 is Impaired. Holders of Allowed Class R-11 Claims are entitled to vote to accept or reject the Plan; provided, that if the Bankruptcy Court determines that the FHFA Claims are subject to subordination under section 510(b) of the Bankruptcy Code such that holders of Allowed FHFA Claims against the ResCap Debtors are not entitled to receive a distribution under the Plan, then holders of Allowed Class R-11 Claims will be deemed to reject the Plan and such votes will not be counted.

(l) Class R-12 – Revolving Credit Facility Claims

(i) Classification: Class R-12 consists of all Allowed Revolving Credit Facility Claims against the ResCap Debtors.

(ii) Treatment: In full and final satisfaction of the Revolving Credit Facility Claims in Class R-12, on the Effective Date, any amounts paid under the Paydown Order shall be indefeasibly and finally approved and allowed; provided, that on the Effective Date holders of Allowed Revolving Credit Facility Claims in Class R-12 shall waive as against any Debtor or Plan Trust any right to payment on account of the Revolving Credit Facility Claims.

(iii) Voting: Class R-12 is Impaired. Holders of Allowed Class R-12 Claims are entitled to vote to accept or reject the Plan.

**2. Claims Against and Equity Interests in the GMACM Debtors**

(a) Class GS-1 – Other Priority Claims

- (i) Classification: Class GS-1 consists of all Allowed Other Priority Claims against the GMACM Debtors.
- (ii) Treatment: In full and final satisfaction of the Other Priority Claims in Class GS-1, on or as soon as practicable after the Effective Date, each holder of an Allowed Other Priority Claim in Class GS-1 shall receive one of the following treatments on account of such Claim, as determined by the Plan Proponents prior to the Effective Date, or the Liquidating Trust, following the Effective Date: (a) payment in full in Cash, or (b) treatment consistent with the provisions of section 1129(a)(9) of the Bankruptcy Code; provided, that Other Priority Claims that arise in the ordinary course of the Debtors' business and that are not due and payable on or before the Effective Date will be paid in the ordinary course of business in accordance with the terms thereof.
- (iii) Voting: Class GS-1 is Unimpaired. Pursuant to Bankruptcy Code section 1126(f), holders of Allowed Class GS-1 Claims are conclusively presumed to accept the Plan.

(b) Class GS-2 – Other Secured Claims

- (i) Classification: Class GS-2 consists of all Allowed Other Secured Claims against the GMACM Debtors.
- (ii) Treatment: In full and final satisfaction of the Other Secured Claims in Class GS-2, on or as soon as practicable after the Effective Date, each holder of an Allowed Other Secured Claim in Class GS-2 shall receive one of the following treatments on account of such Claim as determined by the Plan Proponents prior to the Effective Date, or the Liquidating Trust, following the Effective Date: (a) payment in full in Cash, including any interest, at the non-default rate (or such other rate as may be ordered by the Court), required to be paid pursuant to section 506(b) of the Bankruptcy Code, or (b) the collateral securing its Allowed Other Secured Claim.
- (iii) Voting: Class GS-2 is Unimpaired. Pursuant to Bankruptcy Code section 1126(f), holders of Allowed Class GS-2 Claims are conclusively presumed to accept the Plan.

(c) Class GS-3 – Junior Secured Notes Claims

- (i) Classification: Class GS-3 consists of all Allowed Junior Secured Notes Claims against the GMACM Debtors.

- (ii) Treatment: In full and final satisfaction of the Junior Secured Notes Claims in Class GS-3, on or as soon as practicable after the Effective Date, each holder of an Allowed Junior Secured Notes Claim in Class GS-3 shall receive payment in full for the Allowed amount of such Junior Secured Notes Claim as determined by the Bankruptcy Court in Phase I of the JSN Adversary Proceeding or at the Confirmation Hearing; provided, however, that if the Bankruptcy Court determines that the Junior Secured Noteholders are entitled to post-petition interest, the Allowed amount of such post-petition interest shall be paid in accordance with the requirements under the Bankruptcy Code, which may include, at the Plan Proponents' election, the payment of such post-petition interest over time with interest at a rate consistent with section 1129(b) of the Bankruptcy Code.<sup>3</sup>
  - (iii) Voting: Holders of Allowed Class GS-3 Claims are unimpaired and deemed to accept the Plan at the following GMACM Debtors: Passive Asset Transactions, LLC; Residential Mortgage Real Estate Holdings, LLC; Home Connects Lending Services, LLC; GMACR Mortgage Products, LLC; ditech, LLC; Residential Consumer Services, LLC; and GMAC Mortgage USA Corporation. Holders of Allowed Class GS-3 Claims are impaired and entitled to vote on the Plan at GMACM; provided that if the Bankruptcy Court makes a finding in the JSN Adversary Proceeding that the Junior Secured Notes Claims are oversecured such that they are entitled to payment in full in Cash in an amount that will render them unimpaired pursuant to the treatment provided under this Plan, then holders of Allowed Class GS-3 Claims will be conclusively presumed to accept the Plan and such votes will not be counted.
- (d) Class GS-4A – GMACM Unsecured Claims
- (i) Classification: Class GS-4A consists of all Allowed GMACM Unsecured Claims (other than Allowed ETS Unsecured Claims).
  - (ii) Treatment: In full and final satisfaction of the GMACM Unsecured Claims in Class GS-4A, as soon as practicable after the Effective Date, each holder of an Allowed GMACM Unsecured Claim in Class GS-4A shall receive its Pro Rata

---

<sup>3</sup> The terms on which the Plan Proponents may pay over time any post-petition interest owed to the Junior Secured Noteholders to the extent ordered by the Bankruptcy Court, including the interest rate, will be set forth in the Plan Supplement.

Share of the GMACM Debtors Unsecured Unit Distribution, provided, however, that, with respect to the distributions on account of the Allowed RMBS Trust Claims, the holder shall be the RMBS Claims Trust, and subsequent distributions of, or on account of, such Units, shall be governed by Article IV.C of the Plan.

- (iii) Voting: Class GS-4A is Impaired. Holders of Allowed Class GS-4A Claims are entitled to vote to accept or reject the Plan.
- (e) Class GS-4B – ETS Unsecured Claims
- (i) Classification: Class GS-4B consists of all Allowed ETS Unsecured Claims.
  - (ii) Treatment: In full and final satisfaction of the ETS Unsecured Claims in Class GS-4B, as soon as practicable after the Effective Date, each holder of an Allowed ETS Unsecured Claim in Class GS-4B shall receive its Pro Rata Share of Cash in an amount that is equal to the value, if any, of assets available at ETS that exceed the amount of Allowed Claims senior in right of payment to such Allowed ETS Unsecured Claim against ETS.
  - (iii) Voting: Class GS-4B is Impaired. Holders of Allowed Class GS-4B Claims are entitled to vote to accept or reject the Plan.
- (f) Class GS-5 – Borrower Claims
- (i) Classification: Class GS-5 consists of all Allowed Borrower Claims against the GMACM Debtors.
  - (ii) Treatment: In full and final satisfaction of the Borrower Claims in Class GS-5, as soon as practicable after the Effective Date, holders of Allowed Borrower Claims in Class GS-5 shall receive their allocated share of Cash available for distributions from the Borrower Claims Trust, in accordance with the methodology and procedures set forth in the Borrower Claims Trust Agreement.
  - (iii) Voting: Class GS-5 is Impaired. Holders of Allowed Class GS-5 Claims are entitled to vote to accept or reject the Plan.
- (g) Class GS-6 – Private Securities Claims
- (i) Classification: Class GS-6 consists of all Allowed Private Securities Claims against the GMACM Debtors.

- (ii) Treatment: In full and final satisfaction of the Private Securities Claims in Class GS-6, as soon as practicable after the Effective Date, holders of Allowed Private Securities Claims in Class GS-6 shall receive their allocated share of either (A) Cash distributions from the Private Securities Claims Trust, or (B) the Units transferred to the Private Securities Claims Trust that constitute the Private Securities Claims Trust Unit Distribution, in each case in accordance with the methodology and procedures set forth in the Private Securities Claims Trust Agreement.
  - (iii) Voting: Class GS-6 is Impaired. Holders of Allowed Class GS-6 Claims are entitled to vote to accept or reject the Plan.
- (h) Class GS-7 – General Unsecured Convenience Claims
  - (i) Classification: Class GS-7 consists of all Allowed General Unsecured Convenience Claims against the GMACM Debtors.
  - (ii) Treatment: In full and final satisfaction of the General Unsecured Convenience Claims in Class GS-7, as soon as practicable after the Effective Date, each holder of an Allowed General Unsecured Convenience Claim in Class GS-7 shall receive a distribution in Cash equal to 30.1% of such holder's Allowed Class GS-7 Claim.
  - (iii) Voting: Class GS-7 is Impaired. Holders of Allowed Class GS-7 Claims are entitled to vote to accept or reject the Plan.
- (i) Class GS-8 – Intercompany Balances
  - (i) Classification: Class GS-8 consists of all Intercompany Balances against the GMACM Debtors.
  - (ii) Treatment: On the Effective Date, Intercompany Balances against the GMACM Debtors in Class GS-8 shall be waived, cancelled, and discharged. Holders of Intercompany Balances in Class GS-8 shall receive no recovery on account of their Claims.
  - (iii) Voting: Class GS-8 is Impaired. Pursuant to Bankruptcy Code section 1126(g), holders of Allowed Class GS-8 Claims are deemed to reject the Plan.
- (j) Class GS-9 – Equity Interests



- (i) Classification: Class GS-9 consists of all Equity Interests in the GMACM Debtors.
  - (ii) Treatment: Holders of Equity Interests in Class GS-9 shall receive no recovery on account of such Equity Interests and such Equity Interests shall be canceled on the Effective Date.
  - (iii) Voting: Class GS-9 is Impaired. Pursuant to Bankruptcy Code section 1126(g), holders of Allowed Class GS-9 Equity Interests are deemed to reject the Plan.
- (k) Class GS-10 – Revolving Credit Facility Claims
- (i) Classification: Class GS-10 consists of all Allowed Revolving Credit Facility Claims against the GMACM Debtors.
  - (ii) Treatment: In full and final satisfaction of the Revolving Credit Facility Claims in Class GS-10, on the Effective Date, any amounts paid under the Paydown Order shall be indefeasibly and finally approved and allowed; provided, that on the Effective Date holders of Allowed Revolving Credit Facility Claims in Class GS-10 shall waive as against any Debtor or Plan Trust any right to payment on account of the Revolving Credit Facility Claims.
  - (iii) Voting: Class GS-10 is Impaired. Holders of Allowed Class GS-10 Claims are entitled to vote to accept or reject the Plan.

### **3. Claims Against and Equity Interests in the RFC Debtors**

- (a) Class RS-1 – Other Priority Claims
- (i) Classification: Class RS-1 consists of all Allowed Other Priority Claims against the RFC Debtors.
  - (ii) Treatment: In full and final satisfaction of the Other Priority Claims in Class RS-1, on or as soon as practicable after the Effective Date, each holder of an Allowed Other Priority Claim in Class RS-1 shall receive one of the following treatments on account of such Claim, as determined by the Plan Proponents prior to the Effective Date, or the Liquidating Trust, following the Effective Date: (a) payment in full in Cash, or (b) treatment consistent with the provisions of section 1129(a)(9) of the Bankruptcy Code; provided, that Other Priority Claims that arise in the ordinary course of the Debtors' business and that are not due and payable on or before the Effective Date will be paid in the ordinary course of business in accordance with the terms thereof.

- (iii) Voting: Class RS-1 is Unimpaired. Pursuant to Bankruptcy Code section 1126(f), holders of Allowed Class RS-1 Claims are conclusively presumed to accept the Plan.
  
- (b) Class RS-2 – Other Secured Claims
  - (i) Classification: Class RS-2 consists of all Allowed Other Secured Claims against the RFC Debtors.
  
  - (ii) Treatment: In full and final satisfaction of the Other Secured Claims in Class RS-2, on or as soon as practicable after the Effective Date, each holder of an Allowed Other Secured Claim in Class RS-2 shall receive one of the following treatments on account of such Claim as determined by the Plan Proponents prior to the Effective Date, or the Liquidating Trust, following the Effective Date: (a) payment in full in Cash, including any interest, at the non-default rate (or such other rate as may be ordered by the Court), required to be paid pursuant to section 506(b) of the Bankruptcy Code, or (b) the collateral securing its Allowed Other Secured Claim.
  
  - (iii) Voting: Class RS-2 is Unimpaired. Pursuant to Bankruptcy Code section 1126(f), holders of Allowed Class RS-2 Claims are conclusively presumed to accept the Plan.
  
- (c) Class RS-3 – Junior Secured Notes Claims
  - (i) Classification: Class RS-3 consists of all Allowed Junior Secured Notes Claims against the RFC Debtors.
  
  - (ii) Treatment: In full and final satisfaction of the Junior Secured Notes Claims in Class RS-3, on or as soon as practicable after the Effective Date, each holder of an Allowed Junior Secured Notes Claim in Class RS-3 shall receive payment in full for the Allowed amount of such Junior Secured Notes Claim as determined by the Bankruptcy Court in Phase I of the JSN Adversary Proceeding or at the Confirmation Hearing; provided, however, that if the Bankruptcy Court determines that the Junior Secured Noteholders are entitled to post-petition interest, the Allowed amount of such post-petition interest shall be paid in accordance with the requirements under the Bankruptcy Code, which may include, at the Plan Proponents' election, the payment of such post-petition

interest over time with interest at a rate consistent with section 1129(b) of the Bankruptcy Code.<sup>4</sup>

- (iii) Voting: Holders of Allowed RS-3 Claims are unimpaired and deemed to accept the Plan at the following RFC Debtors: GMAC Model Home Finance I, LLC; DOA Holding Properties, LLC; RFC Asset Holdings II, LLC; RFC Construction Funding, LLC; Residential Funding Real Estate Holdings, LLC; Homecomings Financial Real Estate Holdings, LLC; Residential Funding Mortgage Securities I, Inc.; RFC Asset Management, LLC; RFC SFJV-2002, LLC; and RCSFJV2004, LLC. Holders of Allowed RS-3 Claims are impaired and entitled to vote on the Plan at RFC and Homecomings Financial, LLC; provided that if the Bankruptcy Court makes a finding in the JSN Adversary Proceeding that the Junior Secured Notes Claims are oversecured such that they are entitled to payment in full in Cash in an amount that will render them unimpaired pursuant to the treatment provided under this Plan, then holders of Allowed Class RS-3 Claims will be conclusively presumed to accept the Plan and such votes will not be counted.

(d) Class RS-4 – RFC Unsecured Claims

- (i) Classification: Class RS-4 consists of all Allowed RFC Unsecured Claims.
- (ii) Treatment: In full and final satisfaction of the RFC Unsecured Claims in Class RS-4, as soon as practicable after the Effective Date, each holder of an Allowed RFC Unsecured Claim in Class RS-4 shall receive its Pro Rata Share of the RFC Debtors Unit Distribution; provided, however, that, with respect to the distributions on account of the Allowed RMBS Trust Claims, the holder shall be the RMBS Claims Trust, and subsequent distributions of, or on account of, such Units, shall be governed by Article IV.C of the Plan.
- (iii) Voting: Class RS-4 is Impaired. Holders of Allowed Class RS-4 Claims are entitled to vote to accept or reject the Plan.

(e) Class RS-5 – Borrower Claims

- (i) Classification: Class RS-5 consists of all Allowed Borrower Claims against the RFC Debtors.

---

<sup>4</sup> The terms on which the Plan Proponents may pay over time any post-petition interest owed to the Junior Secured Noteholders to the extent ordered by the Bankruptcy Court, including the interest rate, will be set forth in the Plan Supplement.

- (ii) Treatment: In full and final satisfaction of the Borrower Claims in Class RS-5, as soon as reasonably practicable after the Effective Date, holders of Allowed Borrower Claims in Class RS-5 shall receive their allocated share of Cash available for distributions from the Borrower Claims Trust, in accordance with the methodology and procedures set forth in the Borrower Claims Trust Agreement.
  - (iii) Voting: Class RS-5 is Impaired. Holders of Allowed Class RS-5 Claims are entitled to vote to accept or reject the Plan.
- (f) Class RS-6 – Private Securities Claims
  - (i) Classification: Class RS-6 consists of all Allowed Private Securities Claims against the RFC Debtors
  - (ii) Treatment: In full and final satisfaction of the Private Securities Claims in Class RS-6, as soon as practicable after the Effective Date, holders of Allowed Private Securities Claims in Class RS-6 shall receive their allocated share of either (A) Cash distributions from the Private Securities Claims Trust, or (B) the Units transferred to the Private Securities Claims Trust that constitute the Private Securities Claims Trust Unit Distribution, in each case in accordance with the methodology and procedures set forth in the Private Securities Claims Trust Agreement.
  - (iii) Voting: Class RS-6 is Impaired. Holders of Allowed Class RS-6 Claims are entitled to vote to accept or reject the Plan.
- (g) Class RS-7 – NJ Carpenters Claims
  - (i) Classification: Class RS-7 consists of all Allowed NJ Carpenters Claims against the RFC Debtors.
  - (ii) Treatment: Subject to the NJ Carpenters Approval, in full and final satisfaction of the NJ Carpenters Claims in Class RS-7, within ten (10) business days of the Effective Date, the lead plaintiff, on behalf of holders of Allowed NJ Carpenters Claims in Class RS-7 shall receive the NJ Carpenters Claims Distribution which will thereafter be distributed pursuant to the NJ Carpenters Plan of Allocation. Absent the NJ Carpenters Approval, Claims held by NJ Carpenters Class Members, to the extent Allowed, shall be classified as General Unsecured Claims, which claims may be subject to subordination.

- (iii) Voting: Class RS-7 is Impaired. Holders of Allowed Class RS-7 Claims are entitled to vote to accept or reject the Plan.
- (h) Class RS-8 – General Unsecured Convenience Claims
  - (i) Classification: Class RS-8 consists of all Allowed General Unsecured Convenience Claims against the RFC Debtors.
  - (ii) Treatment: In full and final satisfaction of the General Unsecured Convenience Claims in Class RS-8, as soon as practicable after the Effective Date, each holder of an Allowed General Unsecured Convenience Claim in Class RS-8 shall receive a distribution in Cash equal to 9.0% of such holder's Allowed Class RS-8 Claim.
  - (iii) Voting: Class RS-8 is Impaired. Holders of Allowed Class RS-8 Claims are entitled to vote to accept or reject the Plan.
- (i) Class RS-9 – Intercompany Balances
  - (i) Classification: Class RS-9 consists of all Intercompany Balances against the RFC Debtors.
  - (ii) Treatment: On the Effective Date, Intercompany Balances against the RFC Debtors in Class RS-9 shall be waived, cancelled, and discharged. Holders of Intercompany Balances against the RFC Debtors in Class RS-9 shall receive no recovery on account of their Claims.
  - (iii) Voting: Class RS-9 is Impaired. Pursuant to Bankruptcy Code section 1126(g), holders of Allowed Class RS-9 Claims are conclusively deemed to reject the Plan.
- (j) Class RS-10 – Equity Interests
  - (i) Classification: Class RS-10 consists of all Equity Interests in the RFC Debtors.
  - (ii) Treatment: Holders of Equity Interests in Class RS-10 shall receive no recovery on account of such Equity Interests and such Equity Interests shall be canceled on the Effective Date.
  - (iii) Voting: Class RS-10 is Impaired. Pursuant to Bankruptcy Code section 1126(g), holders of Allowed Class RS-10 Equity Interests are conclusively deemed to reject the Plan.
- (k) Class RS-11 – FHFA Claims

- (i) Classification: Class RS-11 consists of all FHFA Claims against the RFC Debtors.
  - (ii) Treatment: Holders of FHFA Claims in Class RS-11 shall receive no recovery on account of such Claims; provided, that if the Bankruptcy Court determines that the FHFA Claims are not subject to subordination under section 510(b) of the Bankruptcy Code, each holder of an Allowed FHFA Claim in Class RS-11 shall receive a distribution in Cash equal to 2.0% of such holder's Allowed FHFA Claim, which accounts for the fact that no holder of an FHFA Claim is subject to the Third Party Releases, in Class RS-11 as soon as practicable after the later of the Effective Date or the allowance of such Claim.
  - (iii) Voting: Class RS-11 is Impaired. Holders of Allowed Class RS-11 Claims are entitled to vote to accept or reject the Plan; provided, that if the Bankruptcy Court determines that the FHFA Claims are subject to subordination under section 510(b) of the Bankruptcy Code such that holders of Allowed FHFA Claims against the RFC Debtors are not entitled to receive a distribution under the Plan, then holders of Allowed Class RS-11 Claims will be deemed to reject the Plan and such votes will not be counted.
- (l) Class RS-12 – Revolving Credit Facility Claims
- (i) Classification: Class RS-12 consists of all Allowed Revolving Credit Facility Claims against the RFC Debtors.
  - (ii) Treatment: In full and final satisfaction of the Revolving Credit Facility Claims in Class RS-12, on the Effective Date, any amounts paid under the Paydown Order shall be indefeasibly and finally approved and allowed; provided, that on the Effective Date holders of Allowed Revolving Credit Facility Claims in Class RS-12 shall waive as against any Debtor or Plan Trust any right to payment on account of the Revolving Credit Facility Claims.
  - (iii) Voting: Class RS-12 is Impaired. Holders of Allowed Class RS-12 Claims are entitled to vote to accept or reject the Plan.

#### **E. Subordinated Claims**

The allowance, classification, and treatment of all Allowed Claims and Equity Interests and the respective distributions and treatments under the Plan take into account the relative priority and rights of the Claims and Equity Interests in each Class in connection with any contractual, legal, and equitable subordination rights relating thereto, whether arising under general principles of equitable subordination, section 510(b) of the Bankruptcy

Code, or otherwise. For purposes of Bankruptcy Rule 7001(8), the Plan provides for subordination. The Plan Proponents, prior to the Effective Date, or the Liquidating Trust (and the Borrower Trust with respect to Borrower Claims), following the Effective Date, reserve the right to subordinate any Claim or Equity Interest, other than the Consenting Claimants' Allowed Claims, the NJ Carpenters Claims (assuming the NJ Carpenters Approval) and the Ally Contract Claims, in accordance with any contractual, legal, or equitable subordination relating thereto under the Bankruptcy Code as long as such treatment is consistent with the Plan Support Agreement. An initial list of Claims proposed to be subordinated under the Plan shall be set forth in the Plan Supplement, without prejudice to the right of the Plan Proponents or Liquidating Trust (and the Borrower Trust with respect to Borrower Claims), as the case may be, to seek to subordinate additional Claims. Subordinated Claims shall not receive a distribution under the Plan until all senior Allowed Claims are paid in full. In connection with the subordination of the FHFA's Claims, the Plan Proponents shall either include FHFA on the list of Claims to be submitted with the Plan Supplement, or seek to subordinate the FHFA's Claim by separate adversary proceeding.

**F. Distributions on Account of Allowed Claims and Interests**

Except as otherwise provided in this Plan, on the Effective Date or as soon as practicable thereafter (or if a Claim is not an Allowed Claim on the Effective Date, on the date that such a Claim becomes an Allowed Claim, or as soon as reasonably practicable thereafter), each holder of an Allowed Claim against the Debtors shall receive the distributions that this Plan provides for Allowed Claims in the applicable Class from either the Liquidating Trust, RMBS Claims Trust, Borrower Claims Trust, or Private Securities Claims Trust, as applicable and as set forth below. Distributions on account of Disputed Claims of Liquidating Trust Unit Beneficiaries that become Allowed shall be made from the Disputed Claims Reserve pursuant to the Plan. Except as otherwise provided herein, holders of Claims shall not be entitled to interest, dividends, or accruals on the distributions regardless of whether such distributions are delivered on or at any time after the Effective Date.

**G. Elimination of Vacant Classes**

Any Class of Claims or Equity Interests that, as of the commencement of the Confirmation Hearing, does not have at least one holder of a Claim or Equity Interest that is Allowed in an amount greater than zero for voting purposes shall be considered vacant, deemed eliminated from the Plan for purposes of voting to accept or reject the Plan, and disregarded for purposes of determining whether the Plan satisfies section 1129(a)(8) of the Bankruptcy Code with respect to that Class.

**H. Confirmation Pursuant to Sections 1129(a)(10) and 1129(b) of the Bankruptcy Code**

Section 1129(a)(10) of the Bankruptcy Code shall be satisfied for purposes of Confirmation by acceptance of the Plan by an Impaired Class of Claims. The Plan Proponents

shall seek Confirmation of the Plan pursuant to section 1129(b) of the Bankruptcy Code with respect to any rejecting Class of Claims or Equity Interests.

**ARTICLE IV.**

**IMPLEMENTATION OF THE PLAN**

**A. Global Settlement**

Pursuant to section 1123 of the Bankruptcy Code and Bankruptcy Rule 9019, the Plan incorporates a compromise and settlement of numerous inter-Debtor, Debtor-Creditor and inter-Creditor issues designed to achieve an economic settlement of Claims against the Debtors and Ally and an efficient resolution of these Chapter 11 Cases. This Global Settlement constitutes a settlement of the potential litigation of issues including substantive consolidation, the validity and enforceability of Intercompany Balances, the allocation of the Available Assets, the amount and allocation of certain disputed Unsecured Claims, in addition to the resolution of extensive litigation, Claims, and potential Claims against Ally. The entry of the Confirmation Order shall constitute the Bankruptcy Court’s approval of each of the following compromises or settlements and all other compromises and settlements provided for herein, and the Bankruptcy Court’s findings shall constitute its determination that such compromises and settlements are in the best interests of the Debtors, their Estates, Creditors, the RMBS Trusts, Investors, and other parties-in-interest, and are fair, equitable, and within the range of reasonableness. Each provision of the Global Settlement shall be deemed non-severable from each other and from the remaining terms of the Plan. As set forth in detail herein, the Global Settlement will be implemented as follows:

a) The Ally Contribution will be paid to the Estates in accordance with the Plan and will be allocated by the Plan Proponents, consistent with the terms of Articles II and III herein, as follows:

<b>Entity</b>	<b>Allocation</b>
ResCap Debtors	\$782.74 million
GMACM Debtors	\$462.32 million
RFC Debtors	\$462.32 million
Private Securities Claims Trust	\$235.00 million
Borrower Claims Trust	\$57.62 million
NJ Carpenters Claims Distribution	\$100.00 million
<b>TOTAL</b>	<b>\$2.10 billion</b>

b) Administrative Claims shall be allocated among the ResCap Debtors, the GMACM Debtors and the RFC Debtors in accordance with the Plan Support Agreement. Of the projected Administrative Claims of \$1,086.2 million, \$836.3 million shall be allocated to the GMACM Debtors, and \$249.8 million shall be allocated to the RFC Debtors. Any variation in the amount of the Administrative Claims above or below \$1,086.2 million shall be borne or realized by the Liquidating Trust.



c) On the Effective Date, the Borrower Claims Trust will be funded with the Borrower Claims Trust Assets for the benefit of holders of Borrower Claims. Holders of Borrower Claims shall receive their allocated share of the Borrower Claims Trust Assets in accordance with the methodology and procedures set forth in the Borrower Claims Trust Agreement.

d) On or as soon as practicable after the Effective Date, the Private Securities Claims Trust shall be funded with the Private Securities Claims Trust Unit Distribution, for the benefit of Private Securities Claimants. Private Securities Claimants shall receive their allocable share of Cash distributions received by the Private Securities Claims Trust from the Liquidating Trust in respect of the Private Securities Claims Trust Unit Distribution, and shall not be required to tender or surrender the RMBS underlying their Private Securities Claims.

e) The RMBS Settlement is incorporated in the Plan and shall become effective on the Effective Date.

f) The Monoline Claims Settlement is incorporated in the Plan and shall become effective on the Effective Date.

g) A settlement of the Allowed amounts and treatment of the Claims held by the Settling Private Securities Claimants for voting purposes is incorporated in the Plan and shall become effective on the Effective Date.

h) Subject to the NJ Carpenters Approval, the amount of the NJ Carpenters Claims Distribution is incorporated in the Plan and shall become effective on the Effective Date.

i) Subject to approval of the Kessler Settlement Agreement by the Bankruptcy Court, a settlement of the Allowed amount and treatment of the Claims of the Kessler Class Claimants pursuant to the Kessler Settlement Agreement is incorporated in the Plan and shall become effective on the Effective Date.

j) A settlement of potential Claims, whether liquidated or unliquidated, of the Senior Unsecured Noteholders and of the Senior Unsecured Notes Indenture Trustee shall become effective on the Effective Date.

k) As agreed upon among the Consenting Claimants, the Junior Secured Notes Claims shall be allocated among the Debtors and holders of Allowed Junior Secured Notes Claims shall receive payment in full on the Effective Date on account of such Allowed Claims, as determined by the JSN Adversary Proceeding.

l) The GMACM Debtors and the RFC Debtors shall waive and release all subrogation claims against the ResCap Debtors.

m) Each Debtor agrees to compromise Intercompany Balances and such Claims shall not be entitled to receive any recovery under the Plan.

## **B. Ally Settlement**

Ally shall pay the Estates the Ally Contribution in accordance with the Plan. In exchange for Ally's contributions to the Chapter 11 Cases, including the Ally Contribution, Ally shall be entitled to the following consideration:

- a) Debtor Releases;
- b) Third Party Releases;
- c) Settlement of Debtors' Rights to and Under Settlement Insurance Policies: The Debtors (i) agree to permit Ally exclusively to recover under the Settlement Insurance Policies; (ii) relinquish in favor of Ally and its Representatives all coverage that might otherwise belong to, or inure to the benefit of, the Debtors under such Settlement Insurance Policies; (iii) shall, at Ally's discretion, assign, and seek an Order of the Bankruptcy Court permitting the assignment, to Ally of any and all of the Debtors' rights under the Settlement Insurance Policies with respect to any claims made against the Debtors or their Representatives prior to or during the bankruptcy, including each of the claims set forth on a schedule to Exhibit B to the Plan Support Agreement; and (iv) shall cooperate fully with Ally, in order to help maximize Ally's recovery under the Settlement Insurance Policies with respect to claims against the Debtors or their Representatives.

The Debtors shall retain their rights as insureds under the existing Ally general liability and workers' compensation insurance policies for bodily injury and property damage claims to the extent covered by those insurance policies. By the Effective Date, the Debtors shall be required to have purchased their own insurance policies (including general liability and workers' compensation insurance) to cover all risks of loss, damage or injury (including bodily injury and property damage) occurring on or after the Effective Date. For the avoidance of doubt, there is no obligation for Ally to provide insurance under the Plan, or otherwise.

Notwithstanding anything to the contrary herein, nothing in the Plan or Confirmation Order shall release, enjoin, or preclude any Representative of the Debtors from pursuing any rights a Representative of the Debtors may have (i) to indemnification or advancement from Ally solely for any claims that are not released by the Plan and the Confirmation Order; or (ii) as an "insured" under any insurance coverage purchased by Ally or covering Representatives of the Debtors, or against any party (other than the Debtors) arising out of such policies of insurance, solely for any claims that are not released herein and in the Confirmation Order. For the avoidance of doubt, nothing in this Plan expands or reduces any existing indemnification rights or rights as an "insured" for any Representative of the Debtors for claims that are not released by the Plan.

For the avoidance of doubt, the releases in the Plan shall not extend to any rights, defenses, or counterclaims, under any directors & officers or errors & omissions insurance policies sold by any of the Consenting Claimants or their affiliates and covering either Debtors or any of the Ally Released Parties. Nor do the releases herein extend to any indemnity rights against non-Ally Released Parties arising out of the Kessler Class Action or to any other indemnity right against non-Ally Released Parties arising out of any other claims of Borrowers;

specifically, the releases do not extend to any indemnity rights RFC may have against any non-Ally Released Party that is a successor in interest to CBNV and GNBT, including, but not limited to, those indemnity rights extending out of the Client Contracts between RFC, on the one hand, and either CBNV or GNBT, on the other hand, which incorporate by reference the indemnity provisions of RFC's AlterNet Seller Guide.

No rights of the Consenting Claimants are released under the Plan in their capacity as liability insurance or reinsurance carriers for Ally or the Debtors, to the extent applicable. In addition, nothing herein or in the Confirmation Order shall impair any of the Debtors' or any Borrower or former Borrower's rights or remedies (including the GM Insurance Rights) under or with respect to insurance policies other than the Settlement Insurance Policies (as assigned in the Plan), including but not limited to the GM Policies.

With respect to the Settlement Insurance Policies, the Confirmation Order shall contain language regarding the settlement of insurance that is reasonably acceptable to Ally, the Plan Proponents, and the Consenting Claimants.

d) Release of Funds: On the Effective Date, the Debtors will (i) transfer the funds held in the Ally Indemnity Escrow Account to Ally, and (ii) remit the Misdirected Funds to Ally, and Ally shall release the approximately \$1.787 million in Cash that was overfunded by the Debtors prior to the Petition Date and which is currently held by Ally.

e) Regulatory Obligations: Through the Effective Date, the Debtors shall perform all respective obligations under the DOJ/AG Settlement, the Consent Order, and the Order of Assessment, including, for the avoidance of doubt, satisfying the settlement of the foreclosure review obligations under the Consent Order, fulfilling all specific performance obligations, and satisfying all monetary obligations in full in Cash; provided, however, that the Debtors shall not be obligated to perform those obligations under the DOJ/AG Settlement, the Consent Order, and the Order of Assessment that Ocwen performs under the Ocwen APA. On or after the Effective Date, the Liquidating Trust shall assume all rights and obligations of the Debtors under the DOJ/AG Settlement, the Consent Order, and the Order of Assessment other than Ocwen's rights and obligations under the Ocwen APA. For the avoidance of doubt, as of the Effective Date, Ally shall have no monetary obligations under the Consent Order, DOJ/AG Settlement and the Order of Assessment.

f) Treatment of Ally Contract Claims. On the Effective Date, the Ally Contract Claims shall be presumptively Allowed in full and the Debtors shall pay such Claims in full in Cash. The parties to the Ally Contracts shall perform under such contracts in accordance with the terms of such contracts and orders of the Bankruptcy Court. For the avoidance of doubt, the parties' performance under each Ally Contract shall terminate in accordance with the terms of such contract and orders of the Bankruptcy Court, subject to an agreement among the Debtors, the Creditors' Committee, and Ally to otherwise terminate such contract. Ally shall provide to the Plan Proponents a good-faith estimate of the Ally Contract Claims on or about August 15, 2013; and every month thereafter until the Effective Date, provided, for the avoidance of doubt, such estimate shall be non-binding on Ally and subject to change. Except with respect to the Debtors' and the Liquidating Trust's obligations to Ally as specifically set forth in the Plan (including their obligations to perform under the Ally Contracts in accordance with their terms),

on and after the Effective Date the Debtors and the Plan Trusts shall have no other obligations to the Ally Released Parties. In the event that before Confirmation of the Plan, Ally identifies claims that arose prior to the Petition Date under the Ally Contracts, the Plan Proponents and Ally agree to negotiate in good faith with respect to the treatment of such claims under the Plan. Nothing herein will be deemed an assumption of the Ally Contracts.

The consideration set forth above and the rights and obligations accorded elsewhere in this Plan to Ally shall constitute the compromise and settlement under Bankruptcy Rule 9019 and section 1123 of the Bankruptcy Code in exchange for the consideration provided by Ally, and shall further constitute the Bankruptcy Court's finding that such consideration to Ally is: (1) in exchange for the good, valuable and substantial consideration from the Ally Released Parties; (2) in the best interests of the Debtors, the Estates, the Liquidating Trust and all holders of Claims and Equity Interests; (3) a good faith settlement and compromise of the claims released under the Plan; (4) fair, equitable and reasonable; (5) given and made after due notice and opportunity for a hearing; (6) justified by truly unusual circumstances; (7) an essential component and critical to the success of the Plan; (8) resulting in distributions to the creditors that would otherwise have been unavailable; (9) the result of an identity of interest between the Debtors and the Ally Released Parties regarding the Plan; and (10) a bar to the Debtors, the Liquidating Trust, in the case of the Debtor Releases, and any party asserting a claim or cause of action released against any of the Ally Released Parties in connection with the Third Party Release.

### **C. RMBS Settlement**

Entry of the Confirmation Order, pursuant to Bankruptcy Rule 9019 and section 1123 of the Bankruptcy Code, shall constitute approval of the RMBS Settlement, on terms set forth herein. The Global Settlement constitutes a good faith compromise and settlement of all objections to the Original RMBS Settlement Agreements by the Creditors' Committee and Consenting Claimants, as applicable, and all such objections shall be deemed withdrawn with prejudice upon entry of the Confirmation Order.

**1. Modification of Original RMBS Settlement Agreements.** The Original RMBS Settlement Agreements are hereby expanded to include all RMBS Trusts holding RMBS Trust Claims and are otherwise modified as set forth herein.

**2. Allowance of RMBS Trust Claims and Distribution of Units to the RMBS Claims Trust for the benefit of the RMBS Trusts.**

(a) Entry of the Confirmation Order shall constitute approval of the Allowed amount of the RMBS Trust Claims as non-subordinated Unsecured Claims, subject only to the Allowed Fee Claim, in the aggregate amounts of (i) \$209.8 million against the GMACM Debtors; (ii) \$7,091.2 million against the RFC Debtors; and (iii) \$0 against the ResCap Debtors. On account of the Allowed RMBS Trust Claims, the RMBS Claims Trust shall receive (i) its Pro Rata Share of the GMACM Debtors Unit Distribution (the "GMACM Pool") and (ii) its Pro Rata Share of the RFC Debtors Unit Distribution (the "RFC Pool"), provided, however, 5.7% of the Allowed RMBS Trust Claims, including the Units to be distributed on account thereof (and any Distributable Cash thereon), shall be directly allocated to counsel for the Institutional

Investors, without conveyance to the RMBS Claims Trust, the RMBS Trustees, or the RMBS Trusts, as the Allowed Fee Claim, in accordance with Article IV.C.6 of this Plan.

(b) Notwithstanding anything to the contrary contained in the Plan, including but not limited to the approval of the Allowed amounts of the Claims held by RMBS Trust against the GMACM Debtors, the RFC Debtors and the ResCap Debtors described in the preceding paragraph, the Units distributed to the RMBS Claims Trust shall be reallocated in accordance with Section 3 below.

**3. RMBS Trust Allocation Protocol.** The Units distributed to the RMBS Claims Trust, pursuant to Article IV.C.2(a) shall be re-allocated between the GMACM Pool and the RFC Pool as provided in subparagraph (b) below, and subsequent distributions from the RMBS Claims Trust of such Units or Distributable Cash received from the Liquidating Trust as distributions on such Units, as so reallocated, shall be made to the RMBS Trusts pursuant to subparagraphs (c) and (d) below. In no event shall the provisions of this paragraph 3 entitle the RMBS Claims Trust to a distribution any more or any less than the Units described in Article IV.C.2(a), Article III or other applicable provisions of the Plan.

(a) Recognized RMBS Trust Claims.

(i) **Recognized Cure Claims.** For each RMBS Trust whose Servicing Agreement was assumed by the applicable Debtor, the Recognized cure claims for servicing damages against any of the GMACM Debtors are listed on Schedule 1-G (the "GMACM Recognized Cure Claims") and the Recognized Cure Claims for Servicing Damages against any of the RFC Debtors are listed on Schedule 1-R (the "RFC Recognized Cure Claims", together with the GMACM Recognized Cure Claims, the "Recognized Cure Claims"). The Recognized Cure Claims do not include servicing damage claims arising under any Servicing Agreement that was not assumed by the applicable Debtor, for any reason, including the following: (a) prior to the Petition Date, the applicable Debtors transferred all of its servicing obligations for the RMBS Trust to a non-Debtor servicer; (b) prior to the Petition Date, the applicable Debtor ceased servicing all mortgage loans in the RMBS Trust, either because the RMBS Trust was wound up or otherwise; or (c) after the Petition Date, the applicable Debtor chose not to assume the Servicing Agreement.

(ii) **Recognized R+W Claims**

(1) *Recognized Original R+W Claims.* For each of the Original Settling RMBS Trusts, the Recognized R+W Claims against GMACM are listed on Schedule 2-G (the "GMACM Recognized Original R+W Claims") and the Recognized R+W claims against RFC are listed on Schedule 2-R (the "RFC Recognized Original R+W Claims," together with the GMACM

Recognized Original R+W Claims, the “Recognized Original R+W Claims”).

- (2) *Recognized Additional R+W Claims.* For each of the Additional Settling RMBS Trusts, the Recognized R+W Claims against GMACM are listed on Schedule 3-G (the “GMACM Recognized Additional R+W Claims”) and the Recognized R+W Claims against RFC are listed on Schedule 3-R (the “RFC Recognized Additional R+W Claims,” together with the GMACM Recognized Additional R+W Claims, the “Recognized Additional R+W Claims”).
- (iii) **Recognized Unsecured Servicing Claims.** For each RMBS Trust whose Servicing Agreement was not assumed by the applicable Debtor, the Recognized Unsecured Claims for servicing damages against GMACM are listed on Schedule 4-G (the “GMACM Recognized Unsecured Servicing Claims”), and the Recognized Unsecured Claims for servicing damages against RFC are listed on Schedule 4-R (the “RFC Recognized Unsecured Servicing Claim,” together with the GMACM Recognized Unsecured Servicing Claim, the “Recognized Unsecured Servicing Claims”). RMBS Trusts that are Insured RMBS Trusts do not have any Recognized Unsecured Servicing Claims.
- (iv) **Effect of Monoline Insurance on Recognized Claims.** If an RMBS Trust (i) is an Insured RMBS Trust and (ii) has made policy claims against its Monoline and as of the Effective Date has received full payment of such claims, the Recognized Claim of such RMBS Trust will be set to zero, unless (a) such Insured RMBS Trust is one for which the sum of the net unreimbursed insurance payments, the accrued and unpaid losses, and projected future policy payments is zero or close to zero, (b) such Insured RMBS Trust contains one or more unwrapped tranches of securities that rank senior or equal in priority to tranches insured by a Monoline, in which case the portion of such Insured RMBS Trust’s Claims allocable to such unwrapped tranches shall not be set to zero and any distribution on such unwrapped tranches shall be allocable only to such unwrapped tranches, or (c) the RMBS Trustees, with the advice of Duff, reasonably determine that, based on a particular RMBS Trust’s structure, it would be unfair or inequitable to set the Recognized Claim to zero (each of (a), (b) or (c), an “Insured Exception”), in each case as determined by Duff. If an RMBS Trust (i) is an Insured RMBS Trust and (ii) has made policy claims against its Monoline and, as of the Effective Date has not received full payment of such claims, the Recognized Claims of such RMBS Trusts are reduced to take into account the partial payments made by such Monoline, if any, on such claims, as determined by Duff.

- (v) **Necessity of a Timely Filed Proof of Claim.** An RMBS Trust will not have any Recognized Claim unless a Proof of Claims asserting an RMBS R+W Claim or an RMBS Cure Claim, as applicable, was timely filed for that RMBS Trust.

(b) Reallocation of Units from the RFC Pool to the GMACM Pool. The number of Units distributed to the GMACM Pool and the RFC Pool is a function of the approval of the Allowed Amounts of the Unsecured Claims held by the RMBS Trusts against the Debtor Groups as provided in Article IV.C.3(a), but, as an integral part of the RMBS Settlement, the Units to be held in the GMACM Pool and the RFC Pool shall be determined based on the amount of the GMACM Recognized Cure Claims, the RFC Recognized Cure Claims, the GMACM Recognized Original R+W Claims, the RFC Recognized Original R+W Claims, the GMACM Recognized Additional R+W Claims, the RFC Recognized Additional R+W Claims, the GMACM Recognized Servicing Claims and the RFC Recognized Servicing Claims. Based on calculations prepared by Duff (taking into account the allocation of the Allowed Fee Claim), 2,949,494 Units<sup>5</sup> (together with any cash distributions, if any, on such Units made prior to the reallocation of Units contemplated by this paragraph) shall be moved from the RFC Pool to the GMACM Pool.

(c) Allocations of Units in the GMACM Pool to RMBS Trusts with Recognized Claims against GMACM. For purposes of allocations of Units held in the GMACM Pool to RMBS Trusts having Recognized Claims against GMACM, Duff shall calculate the aggregate value of each such RMBS Trust's Recognized Claims as of the Effective Date as follows: (i) GMACM Recognized Cure Claims shall be valued at 100% of the GMACM Recognized Cure Claims, if any, for such RMBS Trust shown on the applicable RMBS Trust Claims Schedules; (ii) GMACM Recognized Original R+W Claims, GMACM Recognized Additional R+W Claims and GMACM Recognized Unsecured Servicing Claims of such RMBS Trust, if any, will be valued at 16.7%<sup>6</sup> of the GMACM Recognized Original R+W Claims, GMACM Recognized Additional R+W Claims, and GMACM Recognized Unsecured Servicing Claims shown on the applicable RMBS Trust Claims Schedules; and (iii) the values so calculated will be summed for each such RMBS Trust (the "GMACM Weighted Claim"). All distributions from the RMBS Claims Trust from the GMACM Pool to RMBS Trusts with Recognized Claims against GMACM will be based on the percentage that such RMBS Trust's GMACM Weighted Claim has to the total of all of the GMACM Weighted Claims.

(d) Allocations of Units in the RFC Pool to RMBS Trusts with Recognized Claims against RFC. For purposes of allocations of Units held in the RFC Pool to RMBS Trusts having Recognized Claims against RFC, Duff shall calculate the aggregate value of each such RMBS Trust's Recognized Claims as of the Effective Date as follows: (i) RFC Recognized Cure Claims shall be valued at 100% of the RFC Recognized Cure Claims, if any, for such RMBS Trust shown on the applicable RMBS Trust Claims Schedules, (ii) RFC Recognized Original R+W Claims, RFC Recognized Additional R+W Claims and RFC Recognized Unsecured

---

<sup>5</sup> Subject to adjustment based on, among other things, further due diligence; any changes will be included in the Plan Supplement.

<sup>6</sup> Subject to adjustment based on, among other things, further due diligence; any changes will be included in the Plan Supplement.

Servicing Claims of such RMBS Trust, if any, will be valued at 5.34%<sup>7</sup> of the RFC Recognized Original R+W Claims, RFC Recognized Additional R+W Claims, and RFC Recognized Unsecured Servicing Claims shown on the applicable RMBS Trust Claims Schedules, and (iii) the values so calculated will be summed for each such RMBS Trust (the “RFC Weighted Claim”). All distributions from the RMBS Claims Trust from the RFC Pool to RMBS Trusts with Recognized Claims against RFC will be based on the percentage that such RMBS Trust’s RFC Weighted Claim has to the total of all of the RFC Weighted Claims.

(e) Distributions as Subsequent Recoveries. All distributions from the GMACM Pool or the RFC Pool on account of any Recognized RMBS Claim shall be treated as “Subsequent Recoveries,” as that term is defined in the applicable governing agreement for that RMBS Trust; provided that if the governing agreement for a particular RMBS Trust does not include the term “Subsequent Recovery,” the distribution resulting from any Recognized Claim shall be distributed as though it was unscheduled principal available for distribution on that distribution date; provided, however, that should the Bankruptcy Court determine that a different treatment is required to conform the distributions to the requirements of the governing agreements, that determination shall govern and shall not constitute a material change to this Plan. Notwithstanding the forgoing or anything to the contrary in any governing agreement, no distributions from the GMACM Pool or the RFC Pool will be paid over to any Monoline.

4. Monoline Reservation. Each Insured RMBS Trust shall retain the ability to enforce its rights, in the Bankruptcy Court or otherwise, against any Monoline (other than FGIC) that does not, in the future, perform in accordance with an insurance policy for the benefit of that RMBS Trust.

5. RMBS Trustee Fees and Expenses. In addition to distributions made on account of RMBS Trust Claims, the RMBS Trustees will be paid in full in Cash on the Effective Date for their reasonable pre- and post-petition fees and expenses, pursuant to the provisions of and subject to the procedures set forth in the *Final Supplemental Order (I) Authorizing the Debtors to Continue Implementing Loss Mitigation Programs; (II) Approving Procedures for Compromise and Settlement of Certain Claims, Litigations and Causes of Action; (III) Granting Limited Stay Relief to Permit Foreclosure and Eviction Proceedings, Borrower Bankruptcy Cases, and Title Disputes to Proceed; and (IV) Authorizing and Directing the Debtors to Pay Securitization Trustee Fees and Expenses* [Docket No. 774], and the *Order under 11 U.S.C. §§ 105, 363, and 365, and Fed Bankr. P. 2002, 6004, 6006, and 9014 (I) Approving (A) Sale of Debtors’ Assets Pursuant to Asset Purchase Agreement with Ocwen Loan Servicing, LLC; (B) Sale of Purchased Assets Free and Clear of Liens, Claims, Encumbrances, and Other Interests; (C) Assumption and Assignment of Certain Executory Contracts and Unexpired Leases Thereto; (D) Related Agreements; and (II) Granting Related Relief* [Docket No. 2246], which provisions and procedures will also apply to HSBC. The RMBS Trustees may be reimbursed for their reasonable fees and expenses associated with making distributions and taking other actions required under the Plan following the Effective Date in accordance with the provisions of the applicable pooling and servicing agreements, including but not limited to pooling and servicing agreements assumed by the Debtors and assigned to the purchaser/assignee of same.

---

<sup>7</sup> Subject to adjustment based on, among other things, further due diligence; any changes will be included in the Plan Supplement.



6. Allowed Fee Claim. The Plan Supplement sets forth the stipulated amounts of the Allowed Fee Claim. On the Effective Date or as soon as practicable thereafter, the Liquidating Trust shall distribute Units on account of the Allowed Fee Claim to counsel for the Institutional Investors. For the avoidance of doubt, the amount of the Allowed Fee Claim shall reduce the total Units (and Cash distributed thereon) by the Liquidating Trust on account of RMBS Trust Claims to the RMBS Claims Trust, and shall have no impact on any other party entitled to a distribution under this Plan. The Allowed Fee Claim payable to counsel for the Institutional Investors may be reduced to separate claim stipulations for the convenience of the parties subject to the terms of the Plan.

7. Affirmative Findings. The Confirmation Order shall include affirmative findings that the Plan, including the RMBS Settlement and the FGIC Settlement Agreement, is in the best interests of Investors, that the RMBS Trustees acted in good faith and in the best interests of the Investors in entering into the Plan Support Agreement and performing their obligations thereunder, including voting for the Plan, provided, however, the Confirmation Order shall provide that such findings shall be binding solely in connection with the RMBS Trustees, the RMBS Trusts and the Investors in the RMBS of such RMBS Trusts and the actions of the RMBS Trusts and the RMBS Trustees with respect to the Plan Support Agreement and the Plan, including the RMBS Settlement, and the FGIC Settlement Agreement.

8. Continuation of Governing Agreements. Except with respect to the Debtors and the Liquidating Trust, all agreements, indentures, pooling and servicing agreements and other documents governing the RMBS Trusts shall remain in full force and effect in accordance with their terms and conditions, except (i) to the extent modified by consent in connection with any assumption and assignment thereof or (ii) as specifically provided in Article IV.C.3.e above.

#### **D. Settlement of Monoline Claims.**

1. MBIA Settlement. Entry of the Confirmation Order, pursuant to Bankruptcy Rule 9019 and section 1123 of the Bankruptcy Code, shall constitute approval of Allowed non-subordinated General Unsecured Claims held by MBIA in the amount of \$719 million against the ResCap Debtors, \$1,450 million against the GMACM Debtors, and \$1,450 million against the RFC Debtors. In full and final satisfaction of MBIA's General Unsecured Claims against the Debtors, MBIA shall receive on account of its Allowed General Unsecured Claims (i) its Pro Rata Share of the GMACM Debtors Unit Distribution, (ii) its Pro Rata Share of the RFC Debtors Unit Distribution, and (iii) its Pro Rata Share of the ResCap Debtors Unit Distribution, as applicable.

2. FGIC Settlement. As a condition precedent to Plan Consummation, the Bankruptcy Court and the FGIC Rehabilitation Court each shall have approved, by no later than August 19, 2013, the FGIC Settlement Agreement, which governs the amount and priority of the General Unsecured Claims held by FGIC. Entry of an order substantially in the form attached to the FGIC Settlement Agreement as Exhibit D (or such other form as agreed to by FGIC, the Debtors, the RMBS Trustees, and counsel for the Institutional Investors), pursuant to Bankruptcy Rule 9019, shall constitute approval, among other things, of the minimum Allowed non-subordinated General Unsecured Claim amounts as set forth therein. Entry of the Confirmation Order pursuant to Bankruptcy Rule 9019 and section 1123 of the Bankruptcy

Code, shall constitute approval of Allowed non-subordinated General Unsecured Claims held by FGIC in the amount of \$337.5 million against the ResCap Debtors, \$181.5 million against the GMACM Debtors, and \$415.0 million against the RFC Debtors, as implemented by the Plan. In full and final satisfaction of FGIC's General Unsecured Claims against the Debtors, FGIC shall receive on account of its Allowed General Unsecured Claims: (i) its Pro Rata Share of the GMACM Debtors Unit Distribution, (ii) its Pro Rata Share of the RFC Debtors Unit Distribution, and (iii) its Pro Rata Share of the ResCap Debtors Unit Distribution, as applicable.

**3. Assured Settlement.** Entry of the Confirmation Order, pursuant to Bankruptcy Rule 9019 and section 1123 of the Bankruptcy Code, shall constitute approval of Allowed non-subordinated General Unsecured Claims held by Assured in the amount of \$88,868,346 against the GMACM Debtors and \$57,950,560 against the RFC Debtors. In full and final satisfaction of Assured's General Unsecured Claims against the Debtors, Assured shall receive on account of its Allowed General Unsecured Claims: (i) its Pro Rata Share of the GMACM Debtors Unit Distribution, and (ii) its Pro Rata Share of the RFC Debtors Unit Distribution, as applicable.

**4. Ambac Settlement.** Subject to Bankruptcy Court approval of the Ambac Cure Stipulation, entry of the Confirmation Order, pursuant to Bankruptcy Rule 9019 and section 1123 of the Bankruptcy Code, shall constitute approval of Allowed non-subordinated General Unsecured Claims held by Ambac in the amount of \$207,315,815 against the GMACM Debtors and \$22,800,000 against the RFC Debtors. In full and final satisfaction of Ambac's General Unsecured Claims against the Debtors, Ambac shall receive on account of its Allowed General Unsecured Claims: (i) its Pro Rata Share of the GMACM Debtors Unit Distribution, and (ii) its Pro Rata Share of the RFC Debtors Unit Distribution, as applicable.

## **E. Private Securities Claims Trust**

The Private Securities Claims Trust shall be established for the sole benefit of the holders of Allowed Private Securities Claims, and shall be funded on the Effective Date with the Private Securities Claims Trust Unit Distribution. The Private Securities Claims Trust shall be administered by the Private Securities Claims Trustee, who shall distribute to holders of Allowed Private Securities Claims in accordance with the Private Securities Claims Trust Agreement (a) the Cash distributed by the Liquidating Trust in respect of the Units allocated to the Private Securities Claims Trust to holders of Allowed Private Securities Claims, or (b) the Units transferred to the Private Securities Claims Trust that constitute the Private Securities Claims Trust Unit Distribution.

**1. Private Securities Claims Trust Agreement.** On or before the Effective Date, the Private Securities Claims Trust Agreement, in a form reasonably acceptable to the Plan Proponents, Ally and the Settling Private Securities Claimants, each in their individual capacity, shall be executed, and all other necessary steps shall be taken to establish the Private Securities Claims Trust and the interests therein, which shall be for the benefit of the holders of Allowed Private Securities Claims. The Private Securities Claims Trust Agreement shall provide for the distribution of the Private Securities Trust Assets in accordance with the allocation agreement, executed by each of the Private Securities Claimants.

2. Purpose of the Private Securities Claims Trust. The Private Securities Claims Trust shall be established to perform the following duties, to the extent necessary: (i) directing the processing, liquidation and payment of the Allowed Private Securities Claims in accordance with the Plan; and (ii) preserving, holding, and managing the assets of the Private Securities Claims Trust for use in paying and satisfying Allowed Private Securities Claims. The Private Securities Claims Trust Agreement shall include, among other things: (i) the terms, methodology, criteria, and procedures for distributing either (a) the Cash distributed by the Liquidating Trust in respect of the Units allocated to the Private Securities Claims Trust to holders of Allowed Private Securities Claims, or (b) the Units transferred to the Private Securities Claims Trust that constitute the Private Securities Claims Trust Unit Distribution; and (ii) to the extent necessary, the establishment of appropriate disputed claims reserves.

3. Private Securities Claimants to Forego Other Recoveries. In consideration of the Private Securities Claims Trust Unit Distribution transferred to the Private Securities Claims Trust and in furtherance of the purposes of the Private Securities Claims Trust and the Plan, the Private Securities Claimants shall agree to forego any other recovery from the Debtors or the Liquidating Trust in respect of the Private Securities Claims, and neither the Debtors, Ally, nor the Liquidating Trust shall have any further financial or other responsibility or liability therefor. Private Securities Claimants instead shall be entitled to receive their allocated share of either (a) the Cash available for distribution from the Private Securities Claims Trust in respect of the Private Securities Claims Trust Unit Distribution, or (b) the Units transferred to the Private Securities Claims Trust that constitute the Private Securities Claims Trust Unit Distribution, in each case in accordance with the Private Securities Claims Trust Agreement, as their sole source of recovery in respect of the Private Securities Claims.

4. Administration of the Private Securities Claims Trust. The Private Securities Claims Trust shall be administered by the Private Securities Claims Trustee. For the avoidance of doubt, upon the Effective Date, the Private Securities Claims Trust shall be completely independent of the Liquidating Trust and the Liquidating Trust shall have no authority over the Private Securities Claims Trust. One or more candidates for the Private Securities Claims Trustee shall be recommended on or before the Effective Date by the Settling Private Securities Claimants, in each of their individual capacities, and the Private Securities Claims Trustee will be designated with the consent of the Plan Proponents, which consent shall not be unreasonably withheld.

5. Distributions to the Private Securities Claimants. To the extent the Private Securities Claims Trust holds the Units distributed by the Liquidating Trust, the Cash distributions received by the Private Securities Claims Trust in respect of the Units that it holds shall be distributed to holders of Allowed Private Securities Claims in accordance with the methodology, criteria and procedures established in the Private Securities Claims Trust Agreement. To the extent the Private Securities Claims Trust has distributed the Units that constitute the Private Securities Claims Trust Unit Distribution to Private Securities Claimants, the Liquidating Trust shall make Cash distributions directly to the Private Securities Claimants.

6. Settlement of Allowed Claims of Settling Private Securities Claimants. Entry of the Confirmation Order, pursuant to Bankruptcy Rule 9019 and section 1123 of the Bankruptcy Code, shall constitute approval of the settlement of the Allowed Claim amounts for voting

purposes of each of the Settling Private Securities Claimants as follows: AIG shall have an allowed claim of \$1.168 billion for voting purposes, Allstate shall have an allowed claim of \$140 million for voting purposes, MassMutual shall have an allowed claim of \$218 million for voting purposes, and Prudential shall have an allowed claim of \$227 million for voting purposes. The Settling Private Securities Claimants shall also have settled claim amounts against the Private Securities Claims Trust for distribution purposes, which amounts shall be set forth in the Private Securities Claims Trust Agreement.

7. Costs and Expenses of Private Securities Claims Trust. The reasonable costs and expenses of administering the Private Securities Claims Trust, including the reasonable fees and expenses of the Private Securities Claims Trustee and its retained professionals, shall be funded on the Effective Date as agreed to by the Plan Proponents and Consenting Claimants.

8. Retention of Professionals by Private Securities Claims Trustee. The Private Securities Claims Trustee may retain and reasonably compensate counsel and other professionals to assist in its duties as Private Securities Claims Trustee on such terms as the Private Securities Claims Trustee deems appropriate without Bankruptcy Court approval, but subject to the terms and conditions provided for in the Private Securities Claims Trust Agreement. The Private Securities Claims Trustee may retain professionals who represented parties in the Chapter 11 Cases, provided such retention is otherwise permissible under applicable law.

9. Indemnification of the Private Securities Claims Trustee. The Private Securities Claims Trustee and its agents or professionals shall not be liable for any actions taken or omitted in its capacity as, or on behalf of, the Private Securities Claims Trustee or the Private Securities Claims Trust, except those acts arising out of its own willful misconduct, gross negligence, or bad faith, and each shall be entitled to indemnification or reimbursement for fees and expenses in defending any and all of its actions or inactions in its or their capacity as, or on behalf of, the Private Securities Claims Trustee except for any and all actions or inactions involving willful misconduct, gross negligence, or bad faith. Any indemnification claim of the Private Securities Claims Trustee (and the other parties entitled to indemnification under this subsection) shall be satisfied solely from the assets of the Private Securities Claims Trust and no recourse may be had to the Liquidating Trust, Ally, or the Debtors' Estates. The Private Securities Claims Trustee shall be entitled to rely, in good faith, on the advice of its retained professionals.

## **F. Borrower Claims Trust**

The Borrower Claims Trust shall be established for the sole benefit of the holders of Allowed Borrower Claims, and shall consist of the Borrower Claims Trust Assets. The Borrower Claims Trust shall be administered by the Borrower Claims Trustee, subject to oversight and supervision by the Borrower Claims Trust Committee, who shall administer and distribute the Borrower Claims Trust Assets to holders of Allowed Borrower Claims in accordance with the methodology and procedures set forth in the Borrower Claims Trust Agreement. The Borrower Claims Trust shall be completely independent of the Liquidating Trust and the Liquidating Trustee shall have no authority over the Borrower Claim Trust or the Borrower Claims Trustee.

1. Borrower Claims Trust Agreement. On or before the Effective Date, the Borrower Claims Trust Agreement, in a form reasonably acceptable to the Plan Proponents, Ally and the

Kessler Class Claimants, shall be executed, and all other necessary steps shall be taken to establish the Borrower Claims Trust and the interests therein, which shall be for the benefit of the holders of Allowed Borrower Claims. In the event of any conflict between the terms of the Plan with respect to the Borrower Claims Trust and the terms of the Borrower Claims Trust Agreement, the Borrower Claims Trust Agreement shall govern. The Borrower Claims Trust Agreement includes: (i) participation and qualification criteria for holders of Borrower Claims to receive a distribution from the Borrower Claims Trust Assets, (ii) procedures for the prosecution and settlement of objections to Borrower Claims, including those previously filed by the Debtors or any other party, (iii) the establishment of reserves for Disputed Borrower Claims; and (iv) the establishment of procedures to resolve Disputed Borrower Claims, inclusive of any counterclaims or offsets in favor of the Debtors.

**2.** Purpose of the Borrower Claims Trust. The Borrower Claims Trust shall be established to, among other things, (i) direct the processing, liquidation and payment of the Allowed Borrower Claims in accordance with the Plan, and the distribution procedures established under the Borrower Claims Trust Agreement, and (ii) preserve, hold, and manage the assets of the Borrower Claims Trust for use in satisfying Allowed Borrower Claims.

**3.** Assumption of Certain Liabilities by the Borrower Claims Trust. In consideration of the Borrower Claims Trust Assets transferred to the Borrower Claims Trust and in furtherance of the purposes of the Borrower Claims Trust and the Plan, the Borrower Claims Trust shall assume all liability for all Borrower Claims, and neither the Debtors, the Released Parties, nor the Liquidating Trust shall have any further financial or other responsibility or liability therefor.

**4.** Borrower Claims Trust Assets. The Borrower Claims Trust shall consist of the Borrower Claims Trust Assets and any other assets held from time to time incidental to the administration of the Borrower Claims Trust. On the Effective Date, the Liquidating Trust, in its capacity as Disbursing Agent, shall fund the Borrower Claims Trust with the Cash portion of the Borrower Claims Trust Assets free and clear of all Liens, Claims, and encumbrances, except to the extent otherwise provided herein.

**5.** Administration of the Borrower Claims Trust. The Borrower Claims Trust shall be administered by the Borrower Claims Trustee subject to the supervision and oversight of the Borrower Claims Trust Committee. The Borrower Claims Trustee will be designated by counsel for the Kessler Class Claimants with the consent of the Plan Proponents, which consent shall not be unreasonably withheld.

**6.** Distributions from the Borrower Claims Trust. It is the intention that distributions made from the Borrower Claims Trust on account of an Allowed Borrower Claim will be comparable to the recovery that the holder of an Allowed Claim in the same amount against the same Debtor Group would realize from distributions made by the Liquidating Trust on Units issued in respect of such Allowed Claim, based on the value of the assets in the Liquidating Trust available for distribution to holders of Units as of the Effective Date (without in each case giving effect to any insurance proceeds, including proceeds from the GM Policies, that may be received in respect of certain of the Allowed Borrower Claims or to the time delay in receipt of distributions in respect of the Units issued by the Liquidating Trust). For the avoidance of doubt, the comparable recovery percentages that the holder of an Allowed Claim in

the same amount against the same Debtor Group would realize from distributions made by the Liquidating Trust on Units issued in respect of such Allowed Claim shall be established once and finally and for all purposes, including for all future distributions by the Borrower Claims Trust, at the time of and in connection with the Borrower Trust True-Up and confirmation of the Plan, and neither the amount to be transferred to the Borrower Claims Trust nor the percentage distributions from the Borrower Claims Trust shall be adjusted following the Effective Date based on actual experience with respect to recoveries from the Liquidating Trust following the Effective Date of the Plan.

Except as otherwise provided herein or in the Kessler Settlement Agreement, to the extent a Borrower recovers insurance proceeds on account of all or some of an Allowed Borrower Claim, (i) if distributions on account of such Allowed Borrower Claim have not been made, the amount of such Allowed Borrower Claim shall be reduced to the extent paid by insurance proceeds, or (ii) if distributions on account of such Allowed Borrower Claim have been made, the Borrower shall be required to return an amount equal to all distributions received by the Borrower from the Borrower Claims Trust on account of such Allowed Borrower Claim multiplied by a fraction, the numerator of which is the amount of the insurance proceeds received and the denominator of which is the amount of its Allowed Borrower Claim. Such Borrower shall thereafter continue to be entitled to its proportionate share of any future distribution from the Borrower Claims Trust. For the avoidance of doubt, the Kessler Settlement Class shall continue to be entitled to its proportionate share of any such future distribution. Any Borrower who recovers insurance proceeds on account of all or some of an Allowed Borrower Claim shall be required to notify the Borrower Claims Trustee of such recovery within ten (10) Business Days of receipt.

If any Borrower Claim constitutes, in whole or in part, a Consent Order Borrower Claim, the Allowed amount of such Borrower Claim shall be reduced to the extent paid pursuant to the Consent Order or any settlement of the Debtors' obligations thereunder, without further order of the Bankruptcy Court.

**7.** U.S. Federal Income Tax Treatment of Borrower Claims Trust. All parties (including, without limitation, the Debtors, the Borrower Claims Trustee, and the holders of Borrower Claims) shall treat the Borrower Claims Trust as a "qualified settlement fund" within the meaning of section 468B of the Tax Code and the Treasury Regulations thereunder.

**8.** Dissolution of the Borrower Claims Trust. The Borrower Claims Trustee and the Borrower Claims Trust shall be discharged or dissolved, as applicable, at such time as (i) all Borrower Claims have been resolved by Final Order, written agreement, or pursuant to the Plan, and (ii) all distributions to be made by the Borrower Claims Trustee under the Plan and the Borrower Claims Trust Agreement have been made. Any Cash or other remaining assets in the Borrower Claims Trust shall be transferred to the Liquidating Trust upon dissolution of the Borrower Claims Trust.

**9.** Costs and Expenses of Borrower Claims Trust. The reasonable costs and expenses of administering the Borrower Claims Trust, including the reasonable fees and expenses of the Borrower Claims Trustee and its retained professionals, shall be funded on the Effective Date as agreed to by the Plan Proponents and Consenting Claimants. Such costs shall

not include fees and expenses incurred by the Kessler Class Claimants pursuit of GM Insurance Rights.

**10.** Retention of Professionals by Borrower Claims Trustee. The Borrower Claims Trustee may retain and reasonably compensate counsel and other professionals to assist in its duties as Borrower Claims Trustee on such terms as the Borrower Claims Trustee deems appropriate without Bankruptcy Court approval, but subject to the terms and conditions provided for in the Borrower Claims Trust Agreement. The Borrower Claims Trustee may retain professionals who represented parties in the Chapter 11 Cases, provided such retention is otherwise permissible under applicable law.

**11.** Indemnification of the Borrower Claims Trustee and the Borrower Claims Trust Committee. The Borrower Claims Trustee and members of the Borrower Claims Trust Committee and their agents or professionals shall not be liable for any actions taken or omitted in its capacity as, or on behalf of, the Borrower Claims Trustee or the Borrower Claims Trust, except those acts arising out of its or their own willful misconduct, gross negligence, or bad faith, and each shall be entitled to indemnification or reimbursement for fees and expenses in defending any and all of its actions or inactions in its or their capacity as, or on behalf of, the Borrower Claims Trust except for an action or inaction involving willful misconduct, gross negligence, or bad faith. Any indemnification claim of the Borrower Claims Trustee and the Borrower Claims Trust Committee (and the other parties entitled to indemnification under this subsection) shall be satisfied solely from the Borrower Claims Trust Assets and no recourse may be had to the Liquidating Trust, the Released Parties or any creditor in these Chapter 11 Cases. The Borrower Claims Trustee and the members of the Borrower Claims Trust Committee shall be entitled to rely, in good faith, on the advice of its retained professionals.

**12.** Borrower Claims Trustee as Estate Representative under 1123(b)(3)(B). The Borrower Claims Trustee is hereby appointed as the representative of the Estates with respect to Borrower-Related Causes of Action pursuant to section 1123(b)(3)(B) of the Bankruptcy Code.

## **G. Settlement of Claims of Kessler Class Claimants**

**1.** Settlement of Allowed Amount of Kessler Class Claims. As provided in the Kessler Settlement Agreement, as one element of, and in consideration for, an overall negotiated settlement of numerous disputed claims and issues embodied in the Plan and subject to the entry of the Kessler Settlement Approval Orders, the Kessler Settlement Class shall receive the Allowed Kessler Claim against the RFC Debtors. The sole source of recovery of the Allowed Kessler Claim shall be distributions from the Borrower Claims Trust and the GM Insurance Rights, and not from any other assets or property of the Released Parties, the Liquidating Trust, or the Private Securities Claims Trust.

**2.** Transfer of GM Insurance Rights. Subject to entry of the Kessler Settlement Approval Orders, on the Effective Date, the Debtors shall convey, transfer, and assign the GM Insurance Rights under the GM Policies in accordance with the Kessler Settlement Agreement and the Kessler Settlement Approval Orders, to (i) the Kessler Settlement Class with respect to indemnity for the Allowed Kessler Claim, and (ii) except to the extent that any such GM Insurance Rights have been transferred by the Debtors to other creditors on or before the

Effective Date, the Liquidating Trust with respect to any other GM Insurance Rights. For the avoidance of doubt, the (i) rights of the Kessler Settlement Class in and to the GM Insurance Rights and proceeds thereof, and (ii) the rights of any other creditor who has received from the Debtors an assignment of GM Insurance Rights prior to the Effective Date, shall not be transferred to the Liquidating Trust and shall not constitute Available Assets.

**3.** Discovery of Additional Insurance Policies. Subject to the entry of the Kessler Settlement Approval Orders, if, after the Effective Date, the Liquidating Trust discovers any additional insurance policies under which any of the Debtors are an insured and that provide coverage for the Debtors' liability to the Kessler Settlement Class, then the Liquidating Trust will assign to the Kessler Settlement Class the insurance rights under such policies with respect to the liability of the Debtors to the Kessler Settlement Class.

## **H. NJ Carpenters Claims Settlement**

The NJ Carpenters Settlement, which is subject to the NJ Carpenters Approval, contemplates the payment of the NJ Carpenters Claims Distribution in settlement of the NJ Carpenters Claims, which amount shall be the sole source of recovery available in respect of the NJ Carpenters Claims. If the NJ Carpenters Approval occurs, the NJ Carpenters Class Members shall be entitled to the NJ Carpenters Claims Distribution. The NJ Carpenters Class Opt-Outs shall not receive any portion of the NJ Carpenters Claims Distributions and shall receive no consideration under the Plan other than in respect of their Allowed Claims against the Estates, which Claims shall be classified as General Unsecured Claims and may be subject to subordination. The reasonable costs of class notice and administration shall be advanced by the Debtors prior to the Effective Date in accordance with applicable orders of the Bankruptcy Court and District Court, which costs will be deducted from the NJ Carpenters Claims Distribution. Absent the NJ Carpenters Approval, the NJ Carpenters Class Members will not receive any portion of the NJ Carpenters Claims Distribution, and, to the extent any NJ Carpenters Class Members hold Allowed Claims, such Claims shall be classified as General Unsecured Claims, which claims may be subject to subordination.

## **I. Senior Unsecured Notes Settlement**

The Plan shall constitute a good faith compromise and settlement of claims that the Senior Unsecured Notes Indenture Trustee, on behalf of the Senior Unsecured Noteholders, has against the Ally Released Parties and any Debtor, both as described in the Disclosure Statement. Distributions to the Senior Unsecured Noteholders shall be carried out consistent with Article VII.G.1 of the Plan.

## **J. Adjustment Mechanism**

The allocation of Units issuable pursuant to the Plan shall be determined in accordance with the following adjustment mechanism. Prior to the Initial Unit Distribution Date, a determination shall be made of the estimated amount of the General Unsecured Claims against each of the Debtor Groups that are Disputed Claims, in accordance with the provisions of Article VIII.D. Thereupon, the Unit Issuance Percentages shall be adjusted such that all holders of Allowed Unsecured Claims and the Private Securities Claims Trust



shall share proportionately in the accretion or dilution of recoveries as a result of variances in the Allowed amounts of Unsecured Claims from the amounts set forth in the Disclosure Statement; and shall be further adjusted through an iterative mathematical process such that all holders of Allowed Unsecured Claims against a Debtor Group receive Units in the same ratio of number of Units to Allowed amount of Claim. For the purposes of this paragraph, “proportionately” means in proportion to the recovery of the holders of Unsecured Claims in the amounts set forth in the Disclosure Statement.

The Debtor Group Unit Distributions shall be determined based on the respective Unit Issuance Percentages, after adjustment, and shall include, with respect to each Debtor Group, the Units to be issued to holders of Allowed Unsecured Claims against that Debtor Group as of the Initial Unit Distribution Record Date and the Units to be issued to the Disputed Claims Reserve with respect to that Debtor Group.

**K. Cancellation of Securities, Indentures, and Other Documents Evidencing Claims and Equity Interests**

Subject to the assumption of Executory Contracts and Unexpired Leases as set forth in the Plan, and except for purposes of evidencing a right to distributions under the Plan, on the Effective Date, all notes, stock, instruments, certificates, indentures, guarantees, and other documents or agreements evidencing a Claim against or Equity Interest in the Debtors will be deemed automatically cancelled with respect to the Debtors and shall be of no further force or effect as against the Debtors, whether such document is surrendered for cancellation or not, and the obligations of Ally, the Debtors, or the Liquidating Trust, thereunder or in any way related thereto will be discharged.

Notwithstanding anything to the contrary herein, the Senior Unsecured Notes Indenture will continue in effect for the limited purposes of: (i) allowing the Senior Unsecured Noteholders to receive distributions on account of their Senior Unsecured Notes Claims, and (ii) allowing the Senior Unsecured Notes Indenture Trustee to make distributions in accordance with the terms of the Plan, to fund the Senior Unsecured Notes Indenture Trustee Reserve, and to exercise its Senior Unsecured Notes Indenture Trustee Charging Lien against distributions under the Plan and against the Senior Unsecured Notes Indenture Trustee Reserve for payment of Senior Unsecured Notes Indenture Trustee Fees and Expenses.

Notwithstanding anything to the contrary herein, the First Priority Security Agreement will continue in effect for the limited purposes of allowing the First Priority Collateral Agent to exercise its First Priority Collateral Agent Lien for the payment of First Priority Collateral Agent Fees and Expenses.

Notwithstanding anything to the contrary herein, all Junior Secured Notes, the Junior Secured Notes Indenture and the Junior Secured Notes Security Agreement shall be deemed automatically canceled and discharged on the Effective Date, provided, however, that the Junior Secured Notes, the Junior Secured Notes Indenture and the Junior Secured Notes Security Agreement shall continue in effect solely for the purposes of (i) allowing the Junior Secured Noteholders to receive distributions on account of their Junior Secured Notes Claims as

provided in the Plan, (ii) allowing the Junior Secured Notes Indenture Trustee to make the distributions to be made on account of the Junior Secured Notes; and (iii) permitting the Junior Secured Notes Indenture Trustee to assert its Junior Secured Notes Indenture Trustee Charging Lien against such distributions for payment of the Junior Secured Notes Indenture Trustee Fees and the Junior Secured Notes Collateral Agent Fees and Expenses.

**L. Treatment of Intercreditor Agreement**

Nothing contained herein shall affect the enforceability of the Intercreditor Agreement in accordance with, and subject to, the terms thereof and any applicable law, and all rights and obligations, if any, of the parties to the Intercreditor Agreement thereunder, or in connection therewith, are preserved; provided, on and after the Effective Date, the obligation of the Liquidating Trust, as successor to the Debtors under the Intercreditor Agreement shall be limited to facilitating enforcement of the Intercreditor Agreement as between the other parties thereto; provided further, however, that notwithstanding anything to the contrary contained herein, the Estates and the Liquidating Trust shall not in any way incur any monetary obligations to any party as a result of or in any way related to the enforcement of the terms of the Intercreditor Agreement.

**M. Compensation Order**

Notwithstanding anything herein to the contrary, following the Effective Date, Ally and the Liquidating Trust shall continue to comply with their respective obligations under the Compensation Order.

**N. Corporate Action**

Except as otherwise provided in the Plan, the corporate or related actions to be taken by or required of the Debtors in connection with each matter provided for by the Plan shall, as of the Effective Date, be deemed to have occurred and be effective as provided in the Plan, and shall be authorized, approved, and, to the extent taken prior to the Effective Date, ratified in all respects without any requirement of further action by holders of Claims or Equity Interests, directors of the Debtors, or any other Entity. On or prior to the Effective Date, the appropriate officers of the Debtors shall be authorized and directed to issue, execute, and deliver the agreements, securities, instruments, or other documents contemplated by the Plan, or necessary or desirable to effect the transactions contemplated by the Plan, in the name of and on behalf of the Debtors, prior to the Effective Date, or the Liquidating Trust, following the Effective Date. Notwithstanding any requirements under nonbankruptcy law, the authorizations and approvals contemplated by this provision shall be effective.

On the Effective Date, upon the appointment of the Liquidating Trust Board, the persons acting as directors, managers, and officers of the Debtors prior to the Effective Date as the case may be, will be released from all further authority, duties, responsibilities, and obligations relating to and arising from operations of the Debtors or the Chapter 11 Cases, including, for the avoidance of doubt, the continuing obligations related to the DOJ/AG Settlement. Upon such release and discharge, the Liquidating Trust Board will be charged

with the authority, duties, responsibilities, and obligations relating to and arising from operations of the Debtors and these Chapter 11 Cases, except to the extent such authority, duties, responsibilities, and obligations are to be undertaken by the Private Securities Claims Trustee, the RMBS Claims Trust Trustees, the Borrower Claims Trustee, or, with respect to the NJ Carpenters Claims Distribution, in each case as provided in the Plan.

**O. Dissolution of the Debtors**

On and after the Effective Date, the Liquidating Trust Board shall be authorized, in its sole and absolute discretion, to take all actions reasonably necessary to manage or dissolve the Debtors and their subsidiaries, including the Non-Debtor Subsidiaries, under applicable laws, including the laws of the jurisdictions in which they may be organized or registered, notwithstanding any applicable consent requirements or other restrictions contained in any financing agreements or other debt documents to which any Debtor is a party, and to pay all reasonable costs and expenses in connection with such dissolutions, including the costs of preparing or filing any necessary paperwork or documentation. The Liquidating Trust Board shall have no liability for using its discretion to dissolve or not dissolve any of the Debtors or their subsidiaries. Whether or not dissolved, the Debtors shall have no authorization to implement the provisions of this Plan from and after the Effective Date except as specifically provided otherwise in the Plan. Notwithstanding the foregoing, the Liquidating Trust Board shall not dissolve any Debtor to the extent such Debtor is required to hold Available Assets after the Effective Date pursuant to Article VI.C of the Plan, and any such Debtors shall be authorized to take such actions at the direction of the Liquidating Trust Board as may be necessary to implement the provisions of the Plan with respect to such Available Assets.

**P. Effectuating Documents; Further Transactions**

On the Effective Date, the Liquidating Trust Board will be authorized to take any actions or effect transactions, including conversions, dissolutions, transfers, liquidations, or other corporate transactions, as may be determined by the Liquidating Trust Board to be necessary or appropriate to implement to terms of the Plan. After the Effective Date, the Liquidating Trust Board may utilize the aforementioned authority without any further notice to or action, order or approval of the Bankruptcy Court.

On and after the Effective Date, the Liquidating Trust Board, directly or acting through the Liquidating Trust Management, is authorized to and may issue, execute, deliver, file, or record such contracts, securities, instruments, releases, and other agreements or documents and take such actions as may be necessary or appropriate to effectuate, implement, and further evidence the terms and conditions of the Plan in the name of and on behalf of the Plan Proponents, without the need for any approvals, authorizations, or consents, except for those expressly required by the Plan.

**Q. Exemption from Certain Taxes and Fees**

Pursuant to Bankruptcy Code section 1146(a), any transfers of property pursuant to the Plan shall not be subject to any stamp, real estate transfer, mortgage reporting, sales, use tax, or other similar tax or governmental assessment in the United States, and the

Confirmation Order shall direct and be deemed to direct the appropriate state or local governmental officials or agents to forego the collection of any such tax or governmental assessment and to accept for filing and recordation instruments or other documents pursuant to such transfers of property without the payment of any such tax or governmental assessment.

#### **R. Preservation of Causes of Action**

Unless any Causes of Action against an Entity are expressly waived, relinquished, exculpated, released, compromised, or settled in the Plan (including pursuant to the Plan Support Agreement), or by a Final Order, in accordance with section 1123(b) of the Bankruptcy Code, the Borrower Claims Trust with respect to Borrower-Related Causes of Action, and the Liquidating Trust with respect to all other Causes of Action, shall retain and may enforce all rights to commence and pursue, as appropriate, any and all Causes of Action of the Debtors or the Debtors' Estates, whether arising before or after the Petition Date, including any Causes of Action specifically enumerated in the Plan Supplement, and the Liquidating Trust's and Borrower Claims Trust's respective rights to commence, prosecute, or settle such Causes of Action shall be preserved notwithstanding the occurrence of the Effective Date. The Liquidating Trust and the Borrower Claims Trust may pursue their respective Causes of Action, as appropriate, in accordance with the best interests of the respective Trust. **No Entity may rely on the absence of a specific reference in the Plan or the Disclosure Statement to any Cause of Action against such Entity as any indication that the Liquidating Trust or Borrower Claims Trust, as the case may be, will not pursue any and all available Causes of Action against such Entity. The Liquidating Trust and the Borrower Claims Trust expressly reserve all rights to prosecute any and all Causes of Action against any Entity, except as otherwise expressly provided in the Plan.** Unless any Causes of Action against an Entity are expressly waived, relinquished, exculpated, released, compromised, or settled in the Plan or a Bankruptcy Court order, the Liquidating Trust expressly reserves all Causes of Action other than Borrower-Related Causes of Action, and the Borrower Claims Trust expressly reserves all Borrower-Related Causes of Action, for later adjudication, and, therefore, no preclusion doctrine, including the doctrines of res judicata, collateral estoppel, issue preclusion, claim preclusion, estoppel (judicial, equitable, or otherwise), or laches, shall apply to such Causes of Action upon, after, or as a consequence of the Confirmation or Consummation. For the avoidance of doubt, the Plan does not release any Causes of Action that the Plan Proponents or the Liquidating Trust or Borrower Claims Trust have or may have now or in the future against any Entity other than the Released Parties (and only in their capacity as Released Parties).

Except as otherwise provided in the Plan or in a Final Order, the Liquidating Trust reserves and shall retain Causes of Action notwithstanding the rejection of any Executory Contract or Unexpired Lease during the Chapter 11 Cases or pursuant to the Plan. In accordance with section 1123(b)(3) of the Bankruptcy Code, any Causes of Action that the Debtors may hold against any Entity that is not released under the Plan or a separate settlement approved by Final Order shall vest in the Borrower Claims Trust with respect to Borrower-Related Causes of Action and in the Liquidating Trust with respect to all other Causes of Action. The Liquidating Trust and Borrower Claims Trust, as the case may be,

through their respective authorized agents or representatives, shall retain and may exclusively enforce any and all such Causes of Action. The Liquidating Trust has the exclusive right, authority, and discretion to determine and to initiate, file, prosecute, enforce, abandon, settle, compromise, release, withdraw, or litigate to judgment any Causes of Action other than Borrower-Related Causes of Action, or to decline to do any of the foregoing, without the consent or approval of any third party or any further notice to or action, order, or approval of the Bankruptcy Court. The Borrower Claims Trust has the exclusive right, authority, and discretion to determine and to initiate, file, prosecute, enforce, abandon, settle, compromise, release, withdraw, or litigate to judgment any Borrower-Related Causes of Action, or to decline to do any of the foregoing, without the consent or approval of any third party or any further notice to or action, order, or approval of the Bankruptcy Court.

## **ARTICLE V.**

### **TREATMENT OF EXECUTORY CONTRACTS AND UNEXPIRED LEASES**

#### **A. Rejection of Executory Contracts and Unexpired Leases**

Except as otherwise provided herein, each Executory Contract and Unexpired Lease not previously assumed shall be deemed automatically rejected pursuant to sections 365 and 1123 of the Bankruptcy Code as of the Effective Date, unless any such Executory Contract or Unexpired Lease: (i) is expressly identified on the Assumption Schedule; (ii) has been previously assumed by the Debtors by Final Order or has been assumed by the Debtors by order of the Bankruptcy Court as of the Effective Date, which order becomes a Final Order after the Effective Date; (iii) is the subject of a motion to assume pending as of the Effective Date; or (iv) is otherwise assumed pursuant to the terms herein. The Confirmation Order will constitute an order of the Bankruptcy Court approving such rejections pursuant to sections 365 and 1123 of the Bankruptcy Code as of the Effective Date or as otherwise set forth in the Plan Supplement.

All Proofs of Claim with respect to Claims arising from the rejection of Executory Contracts or Unexpired Leases, including any Executory Contracts or Unexpired Leases rejected or deemed rejected under the Plan, must be Filed in accordance with the procedures set forth in the Bar Date Order by the Rejection Damages Claim Bar Date or such Claims will be automatically disallowed, forever barred from assertion, and shall be unenforceable against the Debtors, the Liquidating Trust, or their assets or properties without the need for any objection by the Liquidating Trust or further notice to, or action, order, or approval of the Bankruptcy Court. All Allowed Claims arising from the rejection of the Debtors' Executory Contracts or Unexpired Leases will be classified as General Unsecured Claims against the applicable Debtor Groups and treated in accordance with the terms of Article III. The deadline to object to Claims arising from the rejection of Executory Contracts or Unexpired Leases, if any, shall be the Claims Objection Deadline.

**B. Assumption of Executory Contracts and Unexpired Leases**

The Debtors will file the Assumption Schedule with the Bankruptcy Court at least twenty-one (21) days before the commencement of the Confirmation Hearing. The Assumption Schedule will include (a) the name of the non-Debtor counterparty, (b) the legal description of the Executory Contract or Unexpired Lease to be assumed, and (c) the proposed amount to be paid on account of an associated Cure Claim, if any. On or as soon as practicable thereafter, the Debtors will serve a notice of filing of the Assumption Schedule upon each non-Debtor counterparty listed thereon that will describe the procedures by which such parties may object to the proposed assumption of their respective Executory Contract or Unexpired Lease or the proposed Cure Claim amount, and explain how such disputes will be resolved by the Bankruptcy Court if the parties are not able to resolve a dispute consensually. Objections, if any, to the proposed assumption and/or Cure Claim must be filed with the Bankruptcy Court and served so as to be actually received by the Debtors no later than fourteen (14) days from the date of filing the Assumption Schedule. Any non-Debtor counterparty to an Executory Contract or Unexpired Lease that fails to object timely to the proposed assumption or Cure Claim amount will be deemed to have assented to such assumption or Cure Claim amount.

If an objection to the proposed Cure Claim is sustained by the Bankruptcy Court, the Plan Proponents, prior to the Effective Date, or the Liquidating Trust, following the Effective Date, may elect to reject such Executory Contract or Unexpired Lease in lieu of assuming it on proper notice to the non-Debtor counterparty thereto, which non-Debtor counterparties shall then be entitled to file Proofs of Claim asserting Claims arising from the rejection thereof, if applicable, in accordance with the terms of the Plan and the Bar Date Order.

The Plan Proponents, prior to the Effective Date, or the Liquidating Trust, following the Effective Date, may settle any dispute on the amount of a Cure Claim without further notice to any party or action, approval, or order of the Bankruptcy Court. If the Plan Proponents, prior to the Effective Date, or the Liquidating Trust, following the Effective Date, object to any request for payment of a Cure Claim, the Bankruptcy Court shall determine the Allowed amount of such Cure Claim and any related issues. Unless the parties to the Executory Contract or Unexpired Lease agree otherwise, all disputed defaults that are required to be cured shall be cured by the later of (i) ten (10) days after entry of a Final Order determining the amount, if any, of the Debtors' liability with respect thereto and (ii) the Effective Date. The Plan Proponents, prior to the Effective Date, or the Liquidating Trust, following the Effective Date, reserve the right either to reject or nullify the assumption of any Executory Contract or Unexpired Lease no later than thirty (30) days after a Final Order determining a Cure Claim greater than that proposed by the Debtors.

**ASSUMPTION OF ANY EXECUTORY CONTRACT OR UNEXPIRED LEASE PURSUANT TO THE PLAN OR OTHERWISE SHALL RESULT IN THE FULL RELEASE AND SATISFACTION OF ANY CLAIMS OR DEFAULTS, WHETHER MONETARY OR NONMONETARY, INCLUDING DEFAULTS OF PROVISIONS RESTRICTING THE CHANGE IN CONTROL OR OWNERSHIP INTEREST COMPOSITION OR OTHER BANKRUPTCY-RELATED DEFAULTS, ARISING UNDER ANY ASSUMED EXECUTORY CONTRACT OR UNEXPIRED LEASE AT ANY TIME BEFORE THE DATE OF THE DEBTORS OR THE LIQUIDATING TRUST**

**ASSUME SUCH EXECUTORY CONTRACT OR UNEXPIRED LEASE. ANY PROOFS OF CLAIM FILED WITH RESPECT TO AN EXECUTORY CONTRACT OR UNEXPIRED LEASE THAT HAS BEEN ASSUMED SHALL BE DEEMED DISALLOWED AND EXPUNGED, WITHOUT FURTHER NOTICE TO OR ACTION, ORDER OR APPROVAL OF THE BANKRUPTCY COURT.**

Neither the exclusion nor inclusion of any Executory Contract or Unexpired Lease on the Assumption Schedule, nor anything contained in the Plan or each Debtor's Schedules, shall constitute an admission by the Debtors that any such contract or lease is or is not in fact an Executory Contract or Unexpired Lease capable of assumption, that any Debtor has any liability thereunder or that such Executory Contract or Unexpired Lease is necessarily a binding and enforceable agreement. Further, the Plan Proponents expressly may (a) remove any Executory Contract or Unexpired Lease from the Assumption Schedule and reject an Executory Contract or Unexpired Lease pursuant to the terms of the Plan, up until the Effective Date and (b) contest any Claim (or cure amount) asserted in connection with assumption of any Executory Contract or Unexpired Lease.

The assumption of Executory Contracts and Unexpired Leases under the Plan shall include the vesting of such contracts in the Liquidating Trust. The Confirmation Order will constitute an order of the Bankruptcy Court approving the above-described assumptions, assignments, and vesting.

In the event a written objection is filed with the Bankruptcy Court as to whether a contract or lease is executory or unexpired, the right of the Plan Proponents to move to assume or reject such contract or lease shall be extended until the date that is thirty (30) days after the entry of a Final Order by the Bankruptcy Court determining that the contract or lease is executory or unexpired, in which case the deemed assumptions and rejections provided for in the Plan shall not apply to such contract or lease.

**C. Contracts and Leases Entered Into After the Petition Date**

Counterparties to contracts and leases entered into after the Petition Date by a Debtor, including any Executory Contract or Unexpired Lease assumed by a Debtor, must File a proof of claim for an Administrative Claim against the appropriate Debtor by the Administrative Claims Bar Date or have their rights with respect to such Administrative Claims forever waived and released; provided that this provision shall not apply to any Ally Contract Claims. Contracts and unexpired leases entered into after the Petition Date by any Debtor will vest in the Liquidating Trust.

**D. Pre-existing Obligations to the Debtors Under Executory Contracts and Unexpired Leases**

Rejection of any Executory Contract or Unexpired Lease pursuant to this Plan or otherwise shall not constitute a termination of pre-existing obligations owed to the Debtors under such Executory Contract or Unexpired Lease. Notwithstanding any applicable non-bankruptcy law to the contrary, the Debtors expressly reserve and do not waive any right to receive, or any continuing obligation of a non-Debtor party to provide, warranties, indemnifications or

continued maintenance obligations on goods previously purchased, or services previously received, by the contracting Debtors from non-Debtor parties to rejected Executory Contracts or Unexpired Leases, and any such rights shall vest in the Liquidating Trust as of the Effective Date.

**E. Nonoccurrence of Effective Date**

In the event that the Effective Date does not occur, the Bankruptcy Court shall retain jurisdiction with respect to any consensual request, pursuant to Bankruptcy Code section 365(d)(4), to extend the deadline for assuming or rejecting Executory Contracts and Unexpired Leases.

**F. No Change in Control**

The consummation of the Plan or the assumption of any Executory Contract or Unexpired Lease is not intended to, and shall not, constitute a change in ownership or change in control under any employee benefit plan or program, financial instrument, loan or financing agreement, Executory Contract or Unexpired Lease or contract, lease or agreement in existence on the Effective Date to which a Debtor is a party.

**ARTICLE VI.**

**THE LIQUIDATING TRUST**

**A. Generally; Creation and Conversion**

The powers, authority, responsibilities, and duties of the Liquidating Trust are set forth in and will be governed by the Liquidating Trust Agreement, the form of which shall be included in the Plan Supplement. The Liquidating Trust shall be a representative of the Estates pursuant to section 1123(b)(3)(B).

A predecessor to the Liquidating Trust was initially formed pursuant to a Declaration of Trust as a common law trust under the laws of the State of Delaware. On or prior to the Effective Date, the Delaware Trustee will file a Certificate of Conversion and a Certificate of Trust in accordance with the Delaware Statutory Trust Act to convert the initial trust to a Delaware statutory trust that will constitute the Liquidating Trust under the Plan.

**B. Purpose of the Liquidating Trust**

The Liquidating Trust shall be established for the purpose of liquidating and distributing the Liquidating Trust Assets in accordance with Treasury Regulations Section 301.7701-4(d), with no objective to continue or engage in the conduct of a trade or business, except to the extent reasonably necessary to, and consistent with, its liquidating purpose described in this Plan and set forth in the Liquidating Trust Agreement. The Liquidating Trust, acting through the Liquidating Trust Board, Liquidating Trust Management, and their agents, shall wind down the affairs of the Debtors and perform the assumed obligations under the DOJ/AG Settlement, Consent Order, and Order of Assessment in accordance with the terms of the Plan.



### **C. Transfer of Assets to the Liquidating Trust**

On the Effective Date, the Debtors are authorized and directed to transfer, grant, assign, convey, set over, and deliver to the Liquidating Trustee, for the benefit of the Liquidating Trust, in the form thereof existing on such date, all of the Debtors' and Estates' right, title and interest in and to the Available Assets free and clear of any and all liens, claims, encumbrances and interests (legal, beneficial or otherwise) of all other Persons and Entities to the maximum extent contemplated by and permissible under section 1141 of the Bankruptcy Code.

Notwithstanding the foregoing, (i) if on the Effective Date, any of the Available Assets cannot be transferred to the Liquidating Trust for any reason, the Debtors shall continue to hold such Available Assets, as bailee for the account of the Liquidating Trust, until such time as the Liquidating Trust may receive such Available Assets (and any proceeds of such assets retained by the Debtors shall constitute Available Assets) and (ii) subject to the entry of the Kessler Settlement Approval Order, the GM Insurance Rights to be assigned to the Kessler Settlement Class or any other GM Insurance Rights that are assigned to any other Creditor pursuant to order of the Bankruptcy Court prior to or at Confirmation, shall be excluded from the Available Assets assigned to the Liquidating Trust.

The Debtors and the Liquidating Trust, as successor in interest to the Estates, may (i) execute and deliver any instruments, documents, books, and records (including those maintained in electronic format and original documents as may be needed), and (ii) take, or cause to be taken, all such further action in order to evidence, vest, perfect or effectuate the transfer of the Available Assets to the Liquidating Trust and consummate transactions contemplated by and to otherwise carry out the intent of the Plan. Upon the transfer of the Available Assets, the Liquidating Trust shall succeed to all of the Debtors' right, title and interest in the Available Assets, and the Debtors will have no further rights or interest in or with respect to the Liquidating Trust Assets or the Liquidating Trust.

### **D. Liquidating Trust Administrative Reserve and Administrative, Priority, Secured and Convenience Distribution Reserve**

The Liquidating Trust Administrative Reserve shall be established on the Effective Date for the purpose of maintaining Cash from time to time necessary, subject to the Liquidating Trust Budget, to satisfy reasonable costs and expenses of the Liquidating Trust and other obligations incurred or reasonably anticipated by the Liquidating Trust in accordance with the Plan Documents, including, without limitation, fees and costs incurred in connection with (i) the implementation of the Plan, including to the extent not paid on the Effective Date, funds for making the payments provided in Article VII.B, (ii) the liquidation of the Liquidating Trust Assets, (iii) the resolution of Disputed Claims, and other Causes of Action, (iv) the winding down of the Estate and affairs of the Debtors, (v) the costs of performing under the DOJ/AG Settlement, (vi) the reserves for potential liabilities and (vii) compensation for the Liquidating Trust Board, Liquidating Trust Management, and the employees, professionals, advisors and other agents of the Liquidating Trust. Any Cash released from the Liquidating Trust Administrative Reserve shall be available for distribution to the Unitholders.

The Administrative, Priority, Secured and Convenience Distribution Reserve shall be established on the Effective Date for the purpose of maintaining Cash from time to time necessary to satisfy (i) Administrative Claims, Priority Tax Claims, Other Priority Claims, Other Secured Claims and Junior Secured Notes Claims that are (a) Allowed as of the Effective Date but that cannot be paid on or promptly following the Effective Date, or (b) Disputed Claims as of the Effective Date but that may become Allowed after the Effective Date, and (ii) General Unsecured Convenience Claims that are Allowed or that may become Allowed on or after the Effective Date. Any Cash released from the Administrative, Priority, Secured and Convenience Distribution Reserve shall be available for distribution to the Unitholders.

#### **E. Liquidating Trust Governance**

The affairs of the Liquidating Trust shall be managed by, or under the direction of, the Liquidating Trust Board, which shall consist of five (5) Liquidating Trustees, one of whom shall be selected by each of (i) MBIA, (ii) FGIC, (iii) the RMBS Trustees that are members of the Creditors' Committee, the Steering Committee Consenting Claimants and the Talcott Franklin Consenting Claimants, jointly, (iv) Paulson, and (v) the holders of Private Securities Claims, and such other Liquidating Trustees as agreed to by the Plan Proponents and the Consenting Claimants. The Liquidating Trust Board shall be authorized and empowered to undertake, acting through the management and agents of the Liquidating Trust, actions on behalf of the Liquidating Trust, including without limitation (i) to hold, manage, dispose and convert to Cash, the Liquidating Trust Assets, (ii) to maintain the Liquidating Trust Administrative Reserve, the Disputed Claims Reserve, and the Administrative, Priority, Secured and Convenience Distribution Reserve, (iii) to appoint and supervise management and agents of the Trust and (iv) to prepare and review periodic financial reports of the Liquidating Trust.

The Liquidating Trust Board shall elect a Liquidating Trustee to act as the Chairman of the Liquidating Trust Board and may designate one or more committees of the Liquidating Trust Board. The Liquidating Trust Board shall appoint officers or other representative agents of the Liquidating Trust, including a Liquidating Trust manager and a secretary, to serve as the Liquidating Trust Management and carry out the purpose of the Liquidating Trust. The Liquidating Trust Management shall be authorized to hire employees and engage advisors and other professionals, subject to any limitations imposed by the Liquidating Trust Board.

#### **F. Financial Statements/Reporting**

The Liquidating Trust will provide or make available certain financial and other information, including annual and quarterly financial statements, and will also provide other information to the extent required to make the Units freely tradable in accordance with applicable securities laws.

#### **G. Tax Treatment**

##### **1. In General**

For all U.S. federal income tax purposes, all parties (including, without limitation, the Debtors, the Liquidating Trust Board and the Unitholders) shall treat the transfer of the Liquidating Trust Assets to the Liquidating Trust as:

- a) a transfer of the Liquidating Trust Assets (subject to any obligations relating to those assets) directly to Unitholders, other than Liquidating Trust Assets that will be distributed pursuant to Article VII.B of the Plan or that are allocable to Disputed Claims (based on such Claims' Pro Rata Share of such Liquidating Trust Assets), followed by
- b) the transfer by such Unitholders to the Liquidating Trust of such Liquidating Trust Assets in exchange for the Units.

Accordingly, those holders of Allowed Unsecured Claims receiving Units shall be treated for U.S. federal income tax purposes as the grantors and owners of their respective share of the Liquidating Trust Assets (other than such Liquidating Trust Assets that will be distributed pursuant to Article VII.B of the Plan or that are allocable to Disputed Claims). The foregoing treatment shall also apply, to the extent permitted by applicable law, for state and local income tax purposes.

**2. Tax Reporting.**

(a) The Liquidating Trust shall file returns treating the Liquidating Trust as a grantor trust pursuant to Treasury Regulation section 1.671-4(a) and in accordance with this Article VI.G. The Liquidating Trust also shall annually send or otherwise make available to each holder of Units a separate statement setting forth the holder's share of items of income, gain, loss, deduction, or credit and will instruct all such holders to report such items on their U.S. federal income tax returns or to forward the appropriate information to their respective beneficial holders with instructions to report such items on their U.S. federal income tax returns. The Liquidating Trust Board also shall file (or cause to be filed) any other statements, returns, or disclosures relating to the Liquidating Trust that are required by any Governmental Unit.

(b) As soon as possible after the Effective Date, the Liquidating Trust shall make a good-faith valuation of the Liquidating Trust Assets, and such valuation shall be made available from time to time, to the extent relevant, and shall be used consistently by all parties (including, without limitation, the Debtors, the Liquidating Trust, the holders of Allowed Unsecured Claims, and the Unitholders) for all U.S. federal income tax purposes.

(c) Allocation of Liquidating Trust taxable income and loss among the Unitholders (other than taxable income and loss allocable to the Disputed Claims Reserve) shall be made pro rata to the Unitholders.

(d) The Liquidating Trust shall (A) treat the Disputed Claims Reserve and Liquidating Trust Assets allocable thereto as a "disputed ownership fund" governed by Treasury Regulation section 1.468B-9 by timely making an election and (B) to the extent permitted by applicable law, report consistently with the foregoing for state and local income tax purposes.

(e) The Liquidating Trust shall be responsible for payment, out of the Liquidating Trust Assets, of any taxes imposed on the Liquidating Trust or the Liquidating Trust Assets, including the Disputed Claims Reserve. In the event, and to the extent, that any Cash retained on account of Disputed Claims of Liquidating Trust Unit Beneficiaries in the Disputed Claims Reserve is insufficient to pay the portion of any such taxes attributable to the taxable income arising from the assets allocable to, or retained on account of, such Disputed Claims, such taxes shall be (i) reimbursed from any subsequent Cash amounts retained on account of such Disputed Claims or (ii) to the extent such Disputed Claims subsequently have been resolved, deducted from any amounts otherwise distributable as a result of the resolution of such Disputed Claims.

(f) The Liquidating Trust may request an expedited determination of taxes of the Liquidating Trust, including the Disputed Claims Reserve, under section 505(b) of the Bankruptcy Code for all returns filed for, or on behalf of, the Liquidating Trust for all taxable periods through the dissolution of the Liquidating Trust.

#### **H. Duration**

The Liquidating Trust shall be dissolved as soon as practicable after the date that is the earliest to occur of: (i) the distribution of all Liquidating Trust Assets available for distribution pursuant to the Plan, (ii) the determination of the Liquidating Trust Board that the administration of the Liquidating Trust Assets is not likely to yield sufficient additional proceeds to justify further pursuit, or (iii) all the distributions required to be made by the Liquidating Trust have been completed; provided, however, that in no event shall the Liquidating Trust be dissolved later than three (3) years from the Effective Date, unless the Bankruptcy Court, upon motion within the six (6) months prior to the third (3rd) anniversary of the Effective Date (or within six (6) months prior to the end of an extension period), determines that a fixed-period extension is necessary to facilitate or complete the recovery and liquidation of the Liquidating Trust Assets (without the need for a favorable private letter ruling from the Internal Revenue Service that any further extension would not adversely affect the status of the trust as a Liquidating Trust for United States federal income tax purposes).

**I. Conflicting Terms** To the extent that the terms of the Plan with respect to the Liquidating Trust are inconsistent with the terms set forth in the Liquidating Trust Agreement, then the terms of the Liquidating Trust Agreement shall govern.

#### **J. Exculpation; Indemnification; Insurance**

The Liquidating Trust Agreement shall provide for the following with respect to exculpation, indemnification, and insurance:

**1.** None of the Delaware Trustee, the Liquidating Trustees, the Liquidating Trust Management or Liquidating Trust Agents, or their respective advisors or professionals, shall be liable to the Liquidating Trust or any Unitholder for any damages arising out of the creation, operation or termination of the Liquidating Trust, including actions taken or omitted in fulfillment of his or her duties with respect to the Liquidating Trust, except in the case of

such party's gross negligence, bad faith or willful misconduct; provided, that in no event will any such party be liable for punitive, exemplary, consequential or special damages under any circumstances. Furthermore, no Liquidating Trustee shall be liable to the Liquidating Trust or any Unitholder for any action taken in good faith reliance upon the advice of Liquidating Trust Management.

2. None of the Delaware Trustee, the Liquidating Trustees, the Liquidating Trust Management or the Liquidating Trust Agents, when acting in such capacities, shall be subject to any personal liability whatsoever, whether in tort, contract or otherwise, to any person, other than the Liquidating Trust or the Liquidating Trust Unit Beneficiaries, in connection with the affairs of the Liquidating Trust to the fullest extent provided under section 3803 of the Delaware Statutory Trust Act, and all persons claiming against any of the Delaware Trustee, the Liquidating Trustees, the Liquidating Trust Management or Liquidating Trust Agent, or otherwise asserting claims of any nature in connection with affairs of the Liquidating Trust, shall look solely to the Liquidating Trust Assets for satisfaction of any such claims.

3. The Liquidating Trust Board, the Delaware Trustee, the Liquidating Trust Management and their respective affiliates, and their respective officers, directors, partners, members, managers and employees shall be indemnified to the fullest extent permitted by law by the Liquidating Trust against all liabilities arising out of the creation, operation or termination of the Liquidating Trust, including actions taken or omitted in fulfillment of their duties with respect to the Liquidating Trust, except for those acts that are determined by Final Order to have arisen out of their own willful misconduct, gross negligence, or bad faith.

4. The Liquidating Trust will maintain customary insurance coverage for the protection of the Liquidating Trustees, the Delaware Trustee and the Liquidating Trust Management from and after the Effective Date.

## ARTICLE VII.

### PROVISIONS GOVERNING ISSUANCE OF UNITS AND OTHER DISTRIBUTIONS

#### A. Applicability

The provisions of this Article VII shall govern distributions to the extent not otherwise provided for in the Plan or in any indenture, trust agreement or plan of allocation recognized under the Plan. To the extent the provisions of any such indenture, trust agreement or plan of allocation address specific matters set forth in this Article VII, the provision of such indenture, trust agreement or plan of allocation shall govern.

#### B. Cash Distributions

1. Administrative, Priority, Secured and General Unsecured Convenience Claims. On the Effective Date, the Liquidating Trust shall fund the Professional Fee Escrow Account. On or as soon as practicable after the Effective Date, the Liquidating Trust, in its capacity as Disbursing Agent, shall make Cash distributions to holders of Allowed Administrative Claims,

Allowed Priority Tax Claims, Allowed Other Priority Claims, Allowed Other Secured Claims, Junior Secured Notes Claims, Allowed ETS Unsecured Claims and Allowed General Unsecured Convenience Claims.

2. *Borrower Claims Trust.* On the Effective Date, the Debtors shall transfer the Borrower-Related Causes of Action to the Borrower Claims Trust. On or as soon as practicable after the Effective Date, the Liquidating Trust, in its capacity as Disbursing Agent, shall fund the Borrower Claims Trust with \$57.6 million in Cash, subject to the Borrower Trust True-Up. Distributions to holders of Borrower Claims will be made in accordance with methodology, criteria and procedures established in the Borrower Claims Trust Agreement.

3. *NJ Carpenters Claims Settlement.* Assuming the NJ Carpenters Approval, the Liquidating Trust, in its capacity as Disbursing Agent, shall fund the NJ Carpenters Claims Distribution with Cash within ten (10) business days of the Effective Date. Distributions to holders of NJ Carpenters Claims will be made in accordance with the methodology, criteria and procedures established in the NJ Carpenters Plan of Allocation.

**C. Initial Issuance of Units and Distributions in Respect of Units by the Liquidating Trust**

On the Initial Unit Distribution Date, the Liquidating Trust shall issue Units to the RMBS Claims Trust, the Private Securities Claims Trust, the Disputed Claims Reserve, and the holders of Allowed Unsecured Claims (other than RMBS Trust Claims and ETS Unsecured Claims), in each case, as of the Initial Unit Distribution Record Date, in accordance with the terms of the Plan, including the RMBS Trust Allocation Protocol.

Units shall entitle the holder thereof to receive a Pro Rata Unit Share of the distributions of Distributable Cash paid by the Liquidating Trust, when and as such distributions are made. Prior to making any distributions on the Units, the Liquidating Trust will (i) fund the Professional Fee Escrow Account with the Professional Fee Reserve Amount, the Borrower Claims Trust with the Borrower Claims Trust Assets, and the NJ Carpenters Claims Distribution, and (ii) pay, or adequately reserve for the payment in full of, all Allowed Administrative Claims, Allowed Priority Tax Claims, Allowed Other Priority Claims, Allowed Other Secured Claims, and Allowed Junior Secured Notes Claims, and General Unsecured Convenience Claims, including funding the Administrative, Priority, Secured and Convenience Distribution Reserve. Distributions on account of Disputed Claims shall be made in accordance with Article VIII.D. of the Plan.

Units will be issued in global certificate form only and registered to DTC, with interests in the certificate being held through DTC participants, for so long as the Units are eligible to be held through DTC. Liquidating Trust Unit Beneficiaries must follow specified procedures to designate a direct or indirect DTC participant to receive their Units. The Units shall be freely negotiable and transferrable, subject to restrictions under applicable securities laws. The Units shall not be listed on any national security exchange or interdealer quotation system, and the Liquidating Trust shall not take any action to promote or facilitate a trading market in the Units.

On each Distribution Date, pursuant to the Liquidating Trust Agreement, the Liquidating Trust (i) shall distribute to each Unitholder, on account of its Units, an amount equal to its respective Pro Rata Unit Share of the Distributable Cash, and (ii) shall deposit into the Disputed Claims Reserve the Pro Rata Unit Share of the Distributable Cash allocable to the Units held in the Disputed Claims Reserve. The initial distribution of Distributable Cash to the Unitholders shall be made by the Liquidating Trust on an initial Distribution Date as soon as practicable after the Effective Date. Subsequent Distribution Dates shall be determined by the Liquidating Trust Board from time to time, but shall occur no less frequently than at intervals provided in the Liquidating Trust Agreement, provided that the Liquidating Trust shall not be required to make a distribution if the aggregate Distributable Cash at the time would make the distribution impracticable, as determined by the Liquidating Trust Board.

Holders of Units shall not be entitled to interest on Cash distributions made in respect of such Units, regardless of when such distributions are made.

#### **D. Fractional Units**

No fractional Units shall be issued or distributed under the Plan. The actual distribution of Units shall be rounded to the next higher or lower whole number as follows: (i) fractions less than one-half ( $\frac{1}{2}$ ) shall be rounded to the next lower whole number and (ii) fractions equal to or greater than one-half ( $\frac{1}{2}$ ) shall be rounded to the next higher whole number. The total amount of Units to be distributed hereunder shall be adjusted as necessary to account for such rounding. No consideration shall be provided in lieu of fractional Units that are rounded down.

#### **E. Timing and Calculation of Amounts to be Distributed**

##### **1. Distributions on Account of Claims Allowed as of the Effective Date**

Except as otherwise provided in the Plan, on the Effective Date or as soon as practicable thereafter, each holder of an Allowed Claim against the Debtors as of the Effective Date shall receive the full amount of the distributions that the Plan provides for Allowed Claims in the applicable Class. In the event that any payment or act under the Plan is required to be made or performed on a date that is not a Business Day, then the making of such payment or the performance of such act may be completed on the next succeeding Business Day, but shall be deemed to have been completed as of the required date.

##### **2. Distributions on Account of Claims Allowed After the Effective Date**

If and to the extent that there are Disputed Claims, distributions on account of any such Disputed Claims shall be made to the extent such Claims are Allowed in accordance with the provisions set forth in Article VIII with respect to dispute resolution. Except as otherwise provided in the Plan, a Final Order, or as agreed to by the relevant parties, distributions under the Plan on account of Disputed Claims that become Allowed after the Effective Date shall be made as soon as practicable after the Disputed Claim becomes an Allowed Claim.

Except as otherwise provided in the Plan, holders of Claims shall not be entitled to interest on the distributions provided for in the Plan, regardless of whether such distributions are delivered on or at any time after the Effective Date.

## **F. Disbursing Agent**

### **1. Generally**

All distributions under the Plan shall be made by the Liquidating Trust, as Disbursing Agent, or by such other Person designated by the Liquidating Trust to act as a Disbursing Agent. Except as otherwise ordered by the Bankruptcy Court, a Disbursing Agent shall not be required to give any bond or surety or other security for the performance of its duties.

### **2. Rights and Powers of the Disbursing Agent**

The Disbursing Agent shall be empowered to: (a) effect all actions and execute all agreements, securities, instruments, and other documents necessary to perform its duties under the Plan; (b) make all distributions contemplated by the Plan; (c) employ professionals to represent it with respect to its responsibilities; and (d) exercise such other powers as may be vested in the Disbursing Agent by order of the Bankruptcy Court, pursuant to the Plan, or as deemed by the Disbursing Agent to be necessary and proper to implement the provisions of the Plan.

### **3. Expenses Incurred On or After the Effective Date**

Except as otherwise ordered by the Bankruptcy Court, the amount of any reasonable fees and expenses incurred by a Person designated by the Liquidating Trust as Disbursing Agent on or after the Effective Date (including taxes) and any reasonable compensation and expense reimbursement claims (including reasonable attorney fees and expenses) made by the Disbursing Agent shall be paid in Cash by the Liquidating Trust from the Liquidating Trust Administrative Reserve.

## **G. Delivery of Distributions and Undeliverable or Unclaimed Distributions**

### **1. Delivery of Distributions**

If a Creditor holds more than one Allowed Claim in any one Class, all Allowed Claims of the Creditor in a single Class will be aggregated into one Allowed Claim and one distribution will be made with respect to the aggregated Allowed Claim.

Distributions under this Plan to holders of Junior Secured Notes Claims shall be made to the Junior Secured Notes Indenture Trustee, which, subject to the right of the Junior Secured Notes Indenture Trustee to assert its Junior Secured Notes Indenture Trustee Charging Lien against such distributions, shall transmit such distributions to the holders of such Junior Secured Notes Claims as provided in the Junior Secured Notes Indenture. Notwithstanding any provision contained in this Plan to the contrary, the distribution provisions contained in the Junior Secured Notes Indenture shall continue in effect to the extent necessary to authorize the Junior Secured Notes Indenture Trustee to receive and



make distributions to the Junior Secured Noteholders on account of the Junior Secured Notes Claims and shall terminate completely upon completion of all such distributions. Notwithstanding anything to the contrary in this Plan, the Junior Secured Notes may continue to trade until the Junior Secured Notes Distribution Record Date. As of the close of business on the Junior Secured Notes Distribution Record Date, (i) the transfer books and records of the Junior Secured Notes as maintained by the Junior Secured Notes Indenture Trustee or its agent shall be closed, and (ii) any transfer of any Junior Secured Notes, Junior Secured Notes Claims or any interest therein shall be prohibited. The Debtors, the Liquidating Trust and the Junior Secured Notes Indenture Trustee shall have no obligation to recognize any transfer of any Junior Secured Notes, Junior Secured Notes Claims or any interest therein occurring after the close of business on the Junior Secured Notes Distribution Records Date, and shall instead be entitled to recognize and deal for all purposes under this Plan with only those holders of records as of the close of business on the Junior Secured Notes Distribution Record Date. The Junior Secured Notes Indenture Trustee may assert its rights under the Junior Secured Notes Indenture Trustee Charging Lien, including for the payment of any and all accrued Junior Secured Notes Indenture Trustee Fees and Junior Secured Notes Collateral Agent Fees and Expenses. The Junior Secured Notes Indenture Trustee may withhold distribution of any Cash it receives on account of the Junior Secured Notes Claim until such time as it determines that it has received sufficient payments to satisfy all accrued and reasonably expected Junior Secured Notes Indenture Trustee Fees and Junior Secured Notes Collateral Agent Fees and Expenses, and such payments shall be made in accordance with the requirements of the Junior Secured Notes Indenture and the Junior Secured Notes Security Agreement, as applicable.

Distributions under the Plan to Senior Unsecured Noteholders shall be made to the Senior Unsecured Notes Indenture Trustee for the benefit of the Senior Unsecured Noteholders and shall be deemed completed when made to the Senior Unsecured Notes Indenture Trustee. On the Effective Date, and subject to the provisions in paragraph IV.K, the Senior Unsecured Notes, the Senior Unsecured Notes Indenture and all other related documents will be deemed cancelled except as set forth herein. Notwithstanding the foregoing, the Senior Unsecured Notes may continue to trade until the Senior Unsecured Notes Indenture Trustee makes distributions of Units it has received to the Senior Unsecured Noteholders. The Senior Unsecured Notes Indenture Trustee may (a) assert its rights under the Senior Unsecured Notes Indenture Trustee Charging Lien, including for the payment of any and all accrued Senior Unsecured Note Indenture Trustee Fees and Expenses and (b) establish the Senior Unsecured Notes Indenture Trustee Reserve on any distribution of Units or Cash. The Senior Unsecured Notes Indenture Trustee may withhold distribution of the Units and any Cash it receives on account of such Units, until such time as it determines that it has received sufficient payment to satisfy the accrued Senior Unsecured Note Indenture Trustee Fees and Expenses and to fund the Senior Unsecured Notes Indenture Trustee Reserve. At such time, the Senior Unsecured Notes Indenture Trustee shall distribute such Units and any remaining Cash it has received on account of such Units to the Registered Holders of the Senior Unsecured Notes, which distributions shall satisfy the Senior Unsecured Notes Indenture Trustee's obligations hereunder. The Senior Notes Indenture Trustee shall be reimbursed by the Liquidating Trustee as a Disbursing Agent in accordance with the Plan. Notwithstanding the foregoing, in the event that the Units are not registered with DTC, the Senior Unsecured Notes Indenture Trustee shall not bear any responsibility

for the distribution of the Units to the Senior Unsecured Noteholders and such distributions will be effected by the Disbursing Agent. Upon release by the Senior Unsecured Notes Indenture Trustee of any funds remaining in the Senior Unsecured Notes Indenture Trustee Reserve, such funds shall be delivered to the Senior Unsecured Noteholders.

Subject to the NJ Carpenters Approval, the distributions under the Plan to holders of NJ Carpenters Claims shall be made and deemed completed when made to the lead plaintiff in the NJ Carpenters Class Action or as the District Court may otherwise order. The RMBS Claims Trust Trustee shall be empowered to make distributions to holders of Recognized RMBS Claims, and any distributions to holders of Recognized RMBS Claims, and any distributions to the RMBS Claims Trust for the benefit of holders of Recognized RMBS Claims by the Liquidating Trust, shall be deemed completed upon the funding of the RMBS Claims Trust. The Borrower Claims Trustee shall be empowered to make distributions to holders of Allowed Borrower Claims, and any distributions to or for the benefit of holders of Allowed Borrower Claims by the Debtors or Liquidating Trust shall be deemed completed upon the funding of the Borrower Claims Trust. The Private Securities Claims Trustee shall be empowered to make distributions to holders of Allowed Private Securities Claims, and distributions to holders of Allowed Private Securities Claims shall be deemed completed upon the issuance of the Private Securities Claims Trust Unit Distribution to the Private Securities Claims Trust.

## **2. Distributions to Holders of Disputed Claims**

Except as otherwise provided in the Plan or agreed to by the relevant parties: (a) no partial payments and no partial distributions shall be made with respect to a Disputed Claim until all such disputes in connection with such Disputed Claim have been resolved by settlement or Final Order and (b) any Entity that holds both an Allowed Claim and a Disputed Claim shall not receive any distribution on the Allowed Claim unless and until all objections to the Disputed Claim have been resolved by settlement or Final Order or the Claims have been Allowed or expunged. Any distributions arising from property distributed to holders of Allowed Claims in a Class and made to such holders under the Plan shall be made also, in the applicable amounts, to any holder of a Disputed Claim in such Class that becomes an Allowed Claim after the date or dates that such distributions were earlier made to holders of Allowed Claims in such Class.

## **3. Surrender of Junior Secured Notes and Senior Unsecured Notes**

a. Junior Secured Notes. On the Effective Date, or as soon as reasonably practicable thereafter, the Junior Secured Notes Indenture Trustee, with the cooperation of the Debtors or the Liquidating Trust, as applicable, shall direct DTC and any other applicable securities depository to surrender the Junior Secured Notes to the Junior Secured Notes Indenture Trustee. All distributions by the Junior Secured Notes Indenture Trustee to Registered Holders of Junior Secured Notes Claims shall only be made to such holder after (i) the surrender by each such holder of the debt securities representing such Junior Secured Notes Claim or appropriate instructions from the applicable securities depository have been received by the Junior Secured Notes Indenture Trustee; or (ii) the loss, theft, mutilation, or destruction of such debt securities has been established to the reasonable satisfaction of the

Junior Secured Notes Indenture Trustee, which satisfaction may require such Registered Holder to submit a lost instrument affidavit and an indemnity bond holding the Debtors, the Liquidating Trust, and the Junior Secured Notes Indenture Trustee harmless in respect of such debt securities and distributions made in respect thereof. Each Registered Holder shall be deemed to have surrendered such debt securities as of the date it has complied with the foregoing conditions. Upon surrender of such debt securities, the Junior Secured Notes Indenture Trustee shall cancel and destroy such debt securities. As soon as practicable after the surrender date, the Junior Secured Notes Indenture Trustee shall distribute to the holder thereof such holder's pro rata share of the distribution, but subject to the rights of the Junior Secured Notes Indenture Trustee to assert its Junior Secured Notes Indenture Trustee Charging Lien against such distribution. Any Registered Holder that fails to surrender such debt securities or, if applicable, satisfactorily explain the loss, theft, or destruction of such debt securities to the Junior Secured Notes Indenture Trustee within one (1) year of the Effective Date shall be deemed to have no further Claim against the Debtors, the Liquidating Trust, or the Junior Secured Notes Indenture Trustee in respect of such Claim and shall not be entitled to receive any distribution under the Plan. All property in respect of such forfeited distributions, including interest thereon, shall, subject to the Junior Secured Notes Indenture Trustee Charging Lien, be promptly returned to the Liquidating Trust by the Junior Secured Notes Indenture Trustee and any such debt securities shall be cancelled.

b. Senior Unsecured Notes. On the Effective Date, or as soon as reasonably practicable thereafter, the Senior Unsecured Notes Indenture Trustee, with the cooperation of the Debtors or the Liquidating Trust, as applicable, shall advise DTC and any other applicable securities depository of the occurrence of such Effective Date and the cancellation of the Debtors obligations with respect to the Senior Unsecured Notes, but not to terminate the CUSIP or ISIN numbers of the Senior Unsecured Notes. At such time as the Senior Unsecured Notes Indenture Trustee is prepared to release the Units it received on account of the Senior Unsecured Notes Claims, it may request that such depositories surrender the Senior Unsecured Notes, if deemed appropriate, or with the cooperation of the Debtors or the Liquidating Trust, issue such other instructions to DTC and any other securities depository, as appropriate to effectuate the distributions contemplated under the Plan; provided, however, that nothing herein shall contravene the effectiveness of the Senior Unsecured Notes as set out in Article IV.K. No distributions under the Plan shall be made for or on behalf of a Registered Holder unless and until (i) such debt securities have been received by the applicable Indenture Trustee or other appropriate instructions have been issued or received by the applicable Indenture Trustee; or (ii) the loss, theft, or destruction of such debt securities has been established to the reasonable satisfaction of the Senior Unsecured Notes Indenture Trustee, which satisfaction may require such Registered Holder to submit a lost instrument affidavit and an indemnity bond holding the Debtors, the Liquidating Trust, and the Senior Unsecured Notes Indenture Trustee harmless in respect of such debt securities and any distributions to be made in respect thereof. Each Registered Holder shall be deemed to have surrendered such debt securities as of the date it has complied with the foregoing conditions. On such surrender or deemed surrender date, the Senior Unsecured Noteholders shall be entitled to receive distributions pursuant to the Plan. If required by the Senior Unsecured Notes Indenture Trustee, any Registered Holder that fails to surrender such debt securities or, if applicable, satisfactorily explain the loss, theft, or destruction of such debt securities to the Senior Unsecured Notes Indenture Trustee

within one (1) year of the Effective Date shall be deemed to have no further Claim against the Debtors, the Liquidating Trust, or the Senior Unsecured Notes Indenture Trustee in respect of such Claim and shall not be entitled to receive any distribution under the Plan. All property in respect of such forfeited distributions, including interest thereon, shall be promptly returned to the Liquidating Trust by such Indenture Trustee and any such debt securities shall be cancelled.

#### **4. Minimum Distributions; Foreign Exchange Rate; and Other Distribution Limitations**

Other than with respect to Allowed General Unsecured Convenience Claims and Allowed ETS Unsecured Claims, no Cash payment of less than \$50 shall be made to a holder of an Allowed Claim on account of such Allowed Claim. If a holder of an Allowed Claim would be entitled to receive less than \$50 as of the time of a particular distribution, but would be entitled to receive more than \$50 in combination with later distributions, the Disbursing Agent will combine such distributions with later distributions to such holder of an Allowed Claim so that such holder may eventually be entitled to a distribution of at least \$50 in value.

Whenever any payment of Cash of a fraction of a dollar pursuant to the Plan would otherwise be required, the actual payment shall reflect a rounding of such fraction to the nearest whole dollar (up or down), with half dollars or less being rounded down.

Except as otherwise provided in the Plan or a Bankruptcy Court order, as of the Effective Date, any Claim asserted in currency other than United States dollars shall be automatically deemed converted to the equivalent United States dollar value using the exchange rate as of the Petition Date as quoted at 4:00 p.m. (EDT), mid-range spot rate of exchange for the applicable currency as published in The Wall Street Journal, National Edition, on the Petition Date.

#### **5. Undeliverable Distributions and Unclaimed Property**

In the event that any distribution to a holder of an Allowed Claim is returned as undeliverable, no distribution to such holder shall be made unless and until the Disbursing Agent has determined the then current address of such holder, at which time such distribution shall be made to such holder without interest; provided, however, that such distributions shall be deemed unclaimed property under Bankruptcy Code section 347(b) at the expiration of six (6) months from the applicable date of distribution. After such date, all unclaimed property or interests in property shall revert to the Liquidating Trust (notwithstanding any applicable federal or state escheat, abandoned, or unclaimed property laws to the contrary), and the Claim of any holder to such property or interest in property shall be released, settled, compromised, and forever barred.

#### **H. Compliance with Tax Requirements**

In connection with the Plan, to the extent applicable, the Disbursing Agent shall comply with all tax withholding and reporting requirements imposed upon it by any Governmental Unit, and all distributions pursuant to the Plan shall be subject to such

withholding and reporting requirements. Notwithstanding the above, each holder of an Allowed Claim that is to receive a distribution under the Plan shall have the sole and exclusive responsibility for the satisfaction and payment of any taxes imposed on such holder by any Governmental Unit, including income, withholding and other tax obligations, on account of such distribution. The Disbursing Agent has the right, but not the obligation, not to make a distribution until such holder has made arrangements satisfactory to the Disbursing Agent for payment of any such withholding tax obligations and, if the Disbursing Agent fails to withhold with respect to any such holder's distribution, and is later held liable for the amount of such withholding, the holder shall reimburse the Disbursing Agent. Notwithstanding any provision in the Plan to the contrary, the Disbursing Agent shall be authorized to take all actions necessary or appropriate to comply with such withholding and reporting requirements, including liquidating a portion of the distribution to be made under the Plan to generate sufficient funds to pay applicable withholding taxes, withholding distributions pending receipt of information necessary to facilitate such distributions, or establishing any other mechanisms it believes are reasonable and appropriate. The Disbursing Agent may require, as a condition to the receipt of a distribution, that the holder complete the appropriate Form W-8 or Form W-9, as applicable to each holder. If the holder fails to comply with such a request within six months, such distribution shall be deemed an unclaimed distribution. Finally, the Disbursing Agent reserves the right to allocate all distributions made under the Plan in compliance with all applicable wage garnishments, alimony, child support, and other spousal awards, Liens, and encumbrances.

#### **I. Allocations**

Distributions in respect of Allowed Claims shall be allocated first to the principal amount (as determined for federal income tax purposes) of such Claims, and then, to the extent the consideration exceeds the principal amount of such Claims, to any portion of such Claims for accrued but unpaid interest, provided, however, that distributions on the RMBS Trust Claims shall be allocated pursuant to the RMBS Trust Allocation Protocol described in Article IV herein.

#### **J. Setoffs and Recoupment**

The Liquidating Trust may, but shall not be required to, setoff against or recoup from any Claims of any nature whatsoever that it may have against the claimant, including any Causes of Action transferred to the Liquidating Trust by the Debtors, but neither the failure to do so nor the Allowance of any Claim shall constitute a waiver or release by the Debtors or the Liquidating Trust of any such Claim it may have against the holder of such Claim.

Before the Liquidating Trust can set-off or recoup against the distribution to be made on account of an Allowed Claim, the holder of the Claim shall be served with written notice of the proposed setoff or recoupment at least thirty (30) days prior to the Liquidating Trust exercising any asserted setoff or recoupment right, and, if such claimant serves a written objection to such asserted setoff or recoupment on or before thirty (30) days of receipt of such written notice, (i) the objection shall be deemed to initiate a contested matter governed by, inter alia, Bankruptcy Rule 9014 and Local Bankruptcy Rules 9014-1 and 9014-2, (ii) nothing herein shall affect the respective burden of each party in connection with such contested matter, and (iii) the

Liquidating Trust shall not proceed with the asserted setoff or recoupment absent the withdrawal of such objection or the entry of a Final Order overruling such objection.

**K. Claims Paid or Payable by Third Parties**

**1. Claims Paid by Third Parties**

Except as otherwise provided herein, including with respect to the Ally Contract Claims, the Debtors, on or prior to the Effective Date, or the Liquidating Trust, after the Effective Date, shall reduce a Claim, and such Claim shall be disallowed without a Claims objection having to be Filed and without any further notice, action, order, or approval of the Bankruptcy Court, to the extent that the holder of such Claim receives payment on account of such Claim from a party that is not a Debtor, the Liquidating Trust, or other party making distributions on account of the Claim pursuant to the Plan.

**2. Claims Payable by Insurers**

Except as otherwise provided herein, including with respect to the rights of (i) the Kessler Settlement Class and (ii) other creditors who have entered into a settlement agreement with the Debtors prior to the Effective Date, in and to the GM Insurance Rights as provided herein and in the Kessler Settlement Agreement, and the Ally Contract Claims (a) no distributions under the Plan shall be made on account of an Allowed Claim that is payable pursuant to one of the Debtors' insurance policies, excluding the GM Policies, until the holder of such Allowed Claim has exhausted all remedies with respect to such insurance policy and (b) to the extent that one or more of the Debtors' insurers agrees to satisfy in full a Claim (if and to the extent adjudicated by a court of competent jurisdiction), then immediately upon such insurers' payment, such Claim may be expunged without an objection to such Claim having to be Filed and without any further notice to or action, order, or approval of the Bankruptcy Court, provided, that if a Debtor or the Liquidating Trust believes a holder of an Allowed Claim has recourse to an insurance policy and intends to withhold a distribution pursuant to this Article VII.K, the Debtor, prior to the Effective Date, or Liquidating Trust, following the Effective Date, shall provide written notice to such holder as to what the Debtor or Liquidating Trust believes to be the nature and scope of applicable insurance coverage. Except as otherwise provided in the Plan, nothing contained in the Plan shall constitute or be deemed a waiver of any Cause of Action that the Debtors or the Liquidating Trust or any Entity may hold against any other Entity, including insurers under any policies of insurance, nor shall anything contained herein constitute or be deemed a waiver by such insurers of any Insurance Defenses.

**L. Allowed Unsecured Claims for Which More than One Debtor in a Debtor Group Is Jointly and/or Severally Liable**

Where a Creditor holds Allowed Unsecured Claims for which more than one Debtor in a Debtor Group is jointly and/or severally liable, such creditor shall only receive one recovery from the Debtor Group on account of such Claim. This provision shall not affect distributions on account of such Creditor's Allowed Claims, if any, against the Debtors in another Debtor Group.

**M. Distributions Free and Clear**

Except as otherwise provided herein, any distributions under this Plan shall be free and clear of any Liens, Claims, and encumbrances, and no other Entity, including the Debtors, the Liquidating Trust, or the Disbursing Agent shall have any interest (legal, beneficial or otherwise) in property of the Estate distributed pursuant to this Plan, except that (i) distributions on account of Senior Unsecured Note Claims shall remain subject to the Senior Unsecured Notes Indenture Trustee Charging Lien, and (ii) distributions on account of Junior Secured Notes Claims shall remain subject to the Junior Secured Notes Indenture Trustee Charging Lien.

**ARTICLE VIII.**

**PROCEDURES FOR RESOLVING DISPUTED CLAIMS**

**A. Resolution of Disputed Claims**

**1. Applicability**

The provisions of this Article VIII shall govern the resolution of Disputed Claims to the extent not otherwise provided for in this Plan or in any other trust agreement (such as the RMBS Claims Trust Agreement, the Private Securities Claims Trust Agreement or the Borrower Claims Trust Agreement) or plan of allocation (such as the RMBS Trust Allocation Protocol) approved under this Plan. To the extent the provisions of any such trust agreement or plan of allocation address specifically matters set forth in this Article VIII, the provision of such trust agreement or plan of allocation shall govern.

**2. Allowance of Claims**

On or after the Effective Date, the Liquidating Trust shall have and shall retain any and all rights and defenses that the Debtors had with respect to any Claim, except with respect to any Claim (i) deemed Allowed as of the Effective Date or (ii) waived, relinquished, exculpated, released, compromised, settled, or Allowed in the Plan or in a Final Order. Except as otherwise provided in the Plan or in any order entered in the Chapter 11 Cases prior to the Effective Date, including the Confirmation Order, no Claim shall become an Allowed Claim unless and until such Claim is deemed Allowed (a) under the Plan or the Bankruptcy Code or (b) by Final Order of the Bankruptcy Court, including the Confirmation Order.

**3. Prosecution of Objections to Claims**

On the Effective Date, the Liquidating Trust will have the exclusive authority to: (a) file, withdraw, or litigate to judgment, objections to Claims or Equity Interests (other than Borrower Claims, Private Securities Claims, and the NJ Carpenters Claims); (b) settle or compromise (or decline to do any of the foregoing) any Disputed Claim (other than Borrower Claims, Private Securities Claims, and NJ Carpenters Claims) or Cause of Action (other than the Borrower-Related Causes of Action) without any further notice to or action, order, or approval by the Bankruptcy Court; and (c) administer and adjust the Claims

Register to reflect any such settlements or compromises without any further notice to or action, order, or approval by the Bankruptcy Court.

#### **4. Claims Estimation**

The Plan Proponents, prior to the Effective Date, or the Liquidating Trust or Borrower Claims Trust (to the extent provided for in the Borrower Claims Trust Agreement), as applicable, following the Effective Date, may request that the Bankruptcy Court estimate any disputed, contingent, or unliquidated Claim to the extent permitted by Bankruptcy Code section 502(c) regardless of whether the Plan Proponents (prior to the Effective Date) or the Liquidating Trust or Borrower Claims Trust (following the Effective Date) has previously objected to such Claim or whether the Bankruptcy Court has ruled on any such objection. Among other things, the Plan Proponents may request that the Bankruptcy Court estimate the Recognized RMBS Claims in the amounts set out in the RMBS Trust Claims Schedules for the purpose of implementing the RMBS Trust Allocation Protocol. The Bankruptcy Court shall have jurisdiction to estimate any Claim at any time during litigation concerning any objection to such Claim, including during the pendency of any appeal relating to any such objection. Except as set forth below with respect to reconsideration under section 502(j) of the Bankruptcy Code, in the event that the Bankruptcy Court estimates any Disputed Claim, contingent Claim, or unliquidated Claim, that estimated amount shall constitute either the Allowed amount of such Claim or a maximum limitation on such Claim for all purposes under this Plan, including for purposes of distributions. If the estimated amount constitutes a maximum limitation on such Claim, the Liquidating Trust or Borrower Claims Trust (to the extent provided for in the Borrower Claims Trust Agreement) may elect to pursue any supplemental proceedings to object to any ultimate distribution on account of such Claim. Notwithstanding section 502(j) of the Bankruptcy Code, in no event shall any holder of a Claim that has been estimated pursuant to section 502(c) of the Bankruptcy Code or otherwise be entitled to seek reconsideration of such estimation unless such holder has Filed a motion requesting the right to seek such reconsideration on or before twenty-one (21) days after the date on which such Claim is estimated. All of the aforementioned Claims and objection, estimation, and resolution procedures are cumulative and not exclusive of one another. Claims may be estimated and subsequently compromised, settled, withdrawn, or resolved by any mechanism approved by the Bankruptcy Court.

#### **5. Expungement or Adjustment of Claims Without Objection**

Any Claim that has been paid, satisfied, or superseded may be expunged on the Claims Register by the Debtors' notice and claims agent, and any Claim that has been amended may be adjusted thereon by the Debtors' notice and claims agent, in both cases without a Claims objection having to be Filed and without any further notice to or action, order or approval of the Bankruptcy Court.

#### **6. Deadline to File Claims Objections**

Any objections to Claims shall be Filed by no later than the applicable Claims Objection Deadline.



**B. Disallowance of Claims**

Any Claims held by an Entity from which property is recoverable under Bankruptcy Code sections 542, 543, or 550, or that is a transferee of a transfer avoidable under Bankruptcy Code sections 522(f), 522(h), 544, 545, 547, 548, 549, or 724(a), shall be deemed disallowed pursuant to Bankruptcy Code section 502(d), and holders of such Claims may not receive any distributions on account of such Claims until such time as such Causes of Action against that Entity have been settled or a Final Order with respect thereto has been entered and all sums due, if any, by that Entity have been turned over or paid by such Entity to the Debtors or the Liquidating Trust.

EXCEPT AS OTHERWISE AGREED BY THE DEBTORS, THE LIQUIDATING TRUST, OR THE BORROWER CLAIMS TRUST, AS APPLICABLE, OR ORDERED BY THE BANKRUPTCY COURT, ANY AND ALL PROOFS OF CLAIM FILED AFTER THE APPLICABLE BAR DATE SHALL BE DEEMED DISALLOWED AND EXPUNGED AS OF THE EFFECTIVE DATE WITHOUT ANY FURTHER NOTICE TO OR ACTION, ORDER, OR APPROVAL OF THE BANKRUPTCY COURT, AND HOLDERS OF SUCH CLAIMS MAY NOT RECEIVE ANY DISTRIBUTIONS ON ACCOUNT OF SUCH CLAIMS, UNLESS SUCH LATE PROOF OF CLAIM IS DEEMED TIMELY FILED BY A FINAL ORDER OF THE BANKRUPTCY COURT.

**C. Amendments to Claims**

On or after the Effective Date, a Claim may not be Filed or amended without prior authorization of the Bankruptcy Court, the Liquidating Trustee, or the Borrower Claims Trustee, as applicable, and any such new or amended Claim Filed without such prior authorization shall be deemed disallowed in full and expunged without any further action.

**D. Disputed Claims Reserve**

The provisions of this Article VIII.D shall apply to Disputed Claims held by Liquidating Trust Unit Beneficiaries.

To effect distributions to holders of Allowed Unsecured Claims in a timely manner, prior to the Effective Date, the Plan Proponents shall file a motion for an order establishing the Disputed Claims Reserve with respect to unliquidated and/or Disputed Claims. The Disputed Claims Reserve shall be issued a number of Units equal to the amount sufficient to provide the distributions to which holders of Disputed Claims would be entitled under the Plan as of such date as if the Disputed Claims were Allowed Claims either in the amounts of the Claims as filed or in such amounts as estimated in accordance with Article VIII.A.4. The Disputed Claims Reserve shall also hold the Cash distributed with respect to such Units.

Disputed Claims that become Allowed, in whole or in part, shall be satisfied exclusively out of the Disputed Claims Reserve. The holder of a Disputed Claim that becomes Allowed, in whole or in part, shall receive a number of Units and amount of Cash equal to the number of Units and amount of Cash such holder would have received in accordance with the provisions of the Plan had such Claim been Allowed as of the Initial Unit Distribution Record Date. In the event the Units, and the Cash distributed with respect thereto, remaining in the Disputed Claims

Reserve shall be insufficient to satisfy all the Disputed Claims that have become Allowed and are due to be satisfied with distributions from the Disputed Claims Reserve on any Unit Distribution Date, such Disputed Claims shall be satisfied Pro Rata from the Disputed Claims Reserve. After all Units, and the Cash distributed with respect thereto, have been distributed from the Disputed Claims Reserve, no further distributions shall be made in respect of Disputed Claims.

If a Disputed Claim is disallowed, in whole or in part, then on the Unit Distribution Date next following the date of determination of such disallowance, unless the Liquidating Trust Board determines otherwise, there shall be released from the Disputed Claims Reserve, (i) a number of Units equal to the Units that would have been released from the Disputed Claims Reserve to the holder thereof had such Claim been Allowed in the as-filed or estimated amount, as applicable, of such Claim, or disallowed portion thereof if such Claim is disallowed in part, which Units shall be cancelled and retired and (ii) Cash, in the amount of such distribution made to the Disputed Claims Reserve in respect of such Units since the Effective Date, which shall then be unreserved and unrestricted, and which shall be added to the Liquidating Trust Administrative Reserve or available for distribution to the Unitholders, as determined by the Liquidating Trust Board.

If the Liquidating Trust Board at any time determines that it is not necessary to hold in the Disputed Claims Reserve all of the Units and Cash contained therein in order to satisfy all Disputed Claims of Liquidating Trust Unit Beneficiaries, the Liquidating Trust Board may, but shall not be required to, cancel such number of Units in the Disputed Claims Reserve as it determines is not required for the satisfaction of Disputed Claims and release from the Disputed Claims Reserve for distribution to Unitholders, or for deposit to the Liquidating Trust's Administrative Reserve, some or all of the Cash previously deposited to the Disputed Claims Reserve in respect of such Units. At such time as all Disputed Claims of the Liquidating Trust Unit Beneficiaries have been resolved, any remaining Units in the Disputed Claims Reserve shall be cancelled and any remaining Cash in the Disputed Claims Reserve shall be released from the Disputed Claims Reserve for application as aforesaid.

## **ARTICLE IX.**

### **SETTLEMENT, RELEASE, INJUNCTION, AND RELATED PROVISIONS**

#### **A. Compromise and Settlement of Claims, Equity Interests, and Controversies**

In accordance with section 1123 of the Bankruptcy Code and Bankruptcy Rule 9019, and in consideration for the distributions and other benefits provided pursuant to the Plan, the provisions of the Plan shall constitute a good faith compromise of all Claims, Interests and controversies relating to the contractual, legal and subordination rights that a holder of a Claim may have with respect to any Allowed Claim or Equity Interest, or any distribution to be made on account of such Allowed Claim or Equity Interest. The entry of the Confirmation Order shall constitute the Bankruptcy Court's approval of the compromise or settlement of all such Claims, Interests and controversies, as well as a finding by the Bankruptcy Court that such compromise or settlement is in the best interests of the Debtors,

their Estates and holders of Claims and Equity Interests and is fair, equitable and reasonable. In accordance with the provisions of the Plan, pursuant to section 363 of the Bankruptcy Code and Bankruptcy Rule 9019(a), without any further notice to or action, order or approval of the Bankruptcy Court, after the Effective Date, the Liquidating Trust may compromise and settle Claims against the Debtors and Causes of Action against other Entities.

#### **B. Release of Liens**

**Except as otherwise provided in the Plan or in any contract, instrument, release, or other agreement or document created pursuant to the Plan, on the Effective Date and concurrently with the applicable distributions made pursuant to the Plan and, in the case of any Secured Claim, satisfaction in full of the portion of the Secured Claim that is Allowed as of the Effective Date, all mortgages, deeds of trust, Liens, pledges, or other security interests against any property of the Estates shall be fully released and discharged, and all of the right, title, and interest of any holder of such mortgages, deeds of trust, Liens, pledges, or other security interests shall vest in the Liquidating Trust.**

#### **C. Releases by the Debtors**

**Pursuant to section 1123(b) of the Bankruptcy Code, for good and valuable consideration, including with respect to the Ally Released Parties, the Ally Contribution provided to the Estates under the Plan and otherwise, on and as of the Effective Date of the Plan, the Debtor Released Parties are deemed released and discharged by the Debtors, the Estates and the Liquidating Trust from any and all Causes of Action whatsoever, whether known or unknown, asserted or unasserted, derivative or direct, foreseen or unforeseen, existing or hereinafter arising, in law, equity, or otherwise, whether for tort, fraud, contract, violations of federal or state securities laws, or otherwise, including those Causes of Action based on avoidance liability under federal or state laws, veil piercing or alter-ego theories of liability, a theory of debt recharacterization, or equitable subordination liability, arising from or related in any way to the Debtors, including those that any of the Debtors would have been legally entitled to assert against a Debtor Released Party in its own right (whether individually or collectively) or that any holder of a Claim or Equity Interest, the Liquidating Trust, or other Entity would have been legally entitled to assert on behalf of any of those Debtors or any of their Estates, including those in any way related to the Chapter 11 Cases or the Plan to the fullest extent of the law.**

**Entry of the Confirmation Order shall constitute the Bankruptcy Court's approval, under section 1123 of the Bankruptcy Code and Bankruptcy Rule 9019, of the Debtor Release, which includes by reference each of the related provisions and definitions contained in the Plan, and further, shall constitute the Bankruptcy Court's finding that the Debtor Release is: (1) in exchange for the good and valuable consideration provided by the Debtor Released Parties; (2) a good faith settlement and compromise of the claims released by the Debtors' release; (3) in the best interests of the Debtors, the Estates, the Liquidating Trust and all holders of Claims and Equity Interests; (4) fair, equitable and reasonable; (5) given and made after due notice and opportunity for a hearing; and (6) a bar to the Debtors, the Liquidating Trust and any holder of a Claim or Equity Interest or other**

Entity who would have been legally entitled to assert such Claim or Equity Interest on behalf of any of the Debtors or any of their Estates from asserting any Claim or Cause of Action released pursuant to the Debtors' release.

**D. Third Party Release**

On and as of the Effective Date of the Plan, the holders of Claims and Equity Interests, shall be deemed to provide a full and complete discharge and release to the Ally Released Parties and their respective property from any and all Causes of Action whatsoever, whether known or unknown, asserted or unasserted, derivative or direct, foreseen or unforeseen, existing or hereinafter arising, in law, equity, or otherwise, whether for tort, fraud, contract, violations of federal or state securities laws, veil piercing or alter-ego theories of liability, contribution, indemnification, joint liability, or otherwise, arising from or related in any way to the Debtors, including those in any way related to RMBS issued and/or sold by the Debtors or their affiliates and/or the Chapter 11 Cases or the Plan, and any obligations under the DOJ/AG Settlement, the Consent Order, and the Order of Assessment.

Entry of the Confirmation Order shall constitute the Bankruptcy Court's approval, under section 1123 of the Bankruptcy Code and Bankruptcy Rule 9019, of the Third Party Release, and further, shall constitute the Bankruptcy Court's finding that this Third Party Release is: (1) in exchange for the good, valuable and substantial consideration provided by the Ally Released Parties; (2) in the best interests of the Debtors, the Estates, the Liquidating Trust and all holders of Claims and Equity Interests; (3) fair, equitable and reasonable; (4) given and made after due notice and opportunity for a hearing; (5) justified by truly unusual circumstances; (6) an essential component and critical to the success of the Plan; (7) resulted in distributions to the Creditors that would otherwise have been unavailable; (8) the result of an identity of interest between the Debtors and the Ally Released Parties regarding the Plan; and (9) a bar to any party asserting a claim or cause of action released pursuant to this Third Party Release against any of the Ally Released Parties.

**E. Third Party Release Carve-Out**

Notwithstanding anything to the contrary herein, the Third Party Release shall not apply to any claims held by: (i) the FDIC, in its capacity as a receiver, against Ally, (ii) the FHFA against Ally; and (iii) Fannie Mae against Ally Bank, including, without limitation, any claims of Fannie Mae against Ally Bank for continuing liabilities, obligations, and duties owed by Ally Bank to Fannie Mae under the Fannie Mae Contract, including the obligations and duties to honor all selling and servicing representations and warranties related to the portfolio of loans sold and/or serviced, or that were previously serviced, by Ally Bank.

For the avoidance of doubt, Released Claims in connection with this Article IX.E shall constitute any Claims, Equity Interests, Causes of Action or liabilities against the Debtors held by Ally or Fannie Mae.

Nothing in the Plan releases AFI or any other party from the obligations under the Employees Retirement Plan for GMAC Mortgage Group, LLC (the "Pension Plan") and ERISA.

Notwithstanding the foregoing, upon the Effective Date, the Debtors and the Plan Trusts shall be released from all obligations under the Pension Plan and ERISA related thereto, except for any Claims for fiduciary breaches or prohibited transactions (as defined in ERISA) relating to the Pension Plan under applicable law.

#### **F. Ally Release**

**Except with respect to the Ally Contract Claims, on and as of the Effective Date of the Plan, the Ally Released Parties shall release the Creditors' Committee, the Debtors, and the Consenting Claimants and their respective successors and assigns, members, partners, advisors, and Representatives, in their capacities as such, from any and all Causes of Action whatsoever, whether known or unknown, asserted or unasserted, foreseen or unforeseen, existing or hereinafter arising, in law, equity, or otherwise arising from or related to the Debtors' liquidation, including the negotiation, formulation, or preparation of the Plan Support Agreement, the Plan, the Disclosure Statement, and any other Plan Documents and related disclosures, as well as any counterclaims in commenced or tolled litigation with the Debtors or the Consenting Claimants.**

#### **G. Exculpation**

**The Exculpated Parties shall neither have, nor incur, any liability to any entity for any pre-petition or post-petition act or omission taken in connection with, or related to, formulating, negotiating, preparing, disseminating, soliciting, implementing, administering, confirming, or effecting the consummation of any prepetition plan support agreements, the Plan Support Agreement, the Plan, the Disclosure Statement, the FGIC Settlement Agreement, the Kessler Settlement Agreement, the RMBS Settlement, or any contract, instrument, release, or other agreement or document created or entered into in connection with the Plan, provided, that the foregoing provisions of this exculpation shall have no effect on the liability of any entity that results from any such act that is determined in a final, non-appealable order to have constituted gross negligence or willful misconduct; provided, further, that the Exculpated Parties shall be entitled to rely upon the advice of counsel and financial advisors concerning his, her, or its duties pursuant to, or in connection with, any prepetition plan support agreement, the Plan Support Agreement, the Plan, the Disclosure Statement, the FGIC Settlement Agreement, and the RMBS Settlement.**

#### **H. Injunction**

**Except as otherwise provided in the Confirmation Order or herein and in accordance with Article IX.E hereof, all Entities, including Investors, who have held, hold or may hold Claims, Equity Interests, Causes of Action or liabilities that constitute Released Claims, are permanently enjoined and precluded, from and after the effective date of the Plan, from: (a) commencing or continuing in any manner or action or other proceeding of any kind against any Released Party whether directly, derivatively or otherwise, on account of or in connection with or with respect to any Released Claims; (b) enforcing, attaching, collecting or recovering by any manner or means any judgment, award, decree or order against any Released Party on account of or in connection with or**

with respect to any Released Claims; (c) creating, perfecting or enforcing any lien (other than any charging lien of a trustee under its respective indenture), claim or encumbrance of any kind against any Released Party on account of or in connection with or with respect to any Released Claims; (d) asserting any right to setoff, subrogation or recoupment of any kind against any obligation due from any Released Party on account of or in connection with or with respect to any Released Claims unless such holder has filed a motion requesting the right to perform such setoff on or before the Confirmation Date, and notwithstanding any indication in a Proof of Claim or Equity Interest or otherwise that such holder asserts, has or intends to preserve any right of setoff pursuant to section 553 of the Bankruptcy Code or otherwise; (e) commencing or continuing in any manner or action or other proceeding of any kind against any Released Party on account of or in connection with or with respect to any Released Claims; and (f) seeking relief or collecting judgments on an Investor-related securities claim in a manner that fails to conform with the terms of the judgment reduction provision set forth in the Plan and the Confirmation Order; provided, that nothing contained herein shall be construed to prevent any entity from objecting to claims or defending against claims objections or collection actions whether by asserting a right of setoff or otherwise to the extent permitted by law. Such injunction shall extend to the successors of the Liquidating Trust, if any, and to their respective properties and interests in property. Any person injured by any willful violation of this injunction shall be entitled to recover actual damages, including costs and attorneys' fees and, in appropriate circumstances, may recover punitive damages from the willful violator.

#### **I. Waiver of Subrogation**

The GMACM Debtors and the RFC Debtors hereby release the ResCap Debtors from any and all liability or responsibility to the GMACM Debtors and the RFC Debtors or any entity claiming through or under the GMACM Debtors and the RFC Debtors by way of subrogation or otherwise, whether known or unknown, asserted or unasserted, derivative or direct, foreseen or unforeseen, existing or hereinafter arising, in law, equity, or otherwise, whether for tort, fraud, contract, violations of federal or state securities laws, or otherwise, including those subrogated Causes of Action based on avoidance liability under federal or state laws, veil piercing or alter-ego theories of liability, a theory of debt recharacterization, or equitable subordination liability, arising from or related in any way to the Debtors, including those that any of the Debtors would have been legally entitled to assert against a Released Party in its own right (whether individually or collectively) or that any holder of a Claim or Equity Interest, the Liquidating Trust, or other entity would have been legally entitled to assert on behalf of any of those Debtors or any of their Estates, including those in any way related to the Chapter 11 Cases or the Plan to the fullest extent of the law.

#### **J. Satisfaction and Release of Claims and Equity Interests**

The rights afforded herein and the treatment of all Claims and Equity Interests herein shall be in exchange for and in complete satisfaction and release of all Claims of any nature whatsoever, including any interest accrued on such Claims from and after the Petition Date, against the Debtors, the Liquidating Trust, or any of their respective assets or properties arising prior to the Effective Date. Except as otherwise expressly specified in the Plan, after the Effective Date, any holder of such Claim or Equity Interest shall be precluded from asserting

against the Debtors, the Liquidating Trust, or any of their respective assets or properties, any other or further Claim based on any document, instrument, act, omission, transaction, or other activity of any kind or nature that occurred before the entry of the Confirmation Order.

**K. Judgment Reduction for Co-Defendants in Securities Litigation**

A defendant against whom a judgment of a court of competent jurisdiction is obtained (whether in a proceeding now pending or hereafter commenced) on an Investor-related securities claim where such defendant has a claim for indemnity or contribution that is subject to the Third Party Releases shall be entitled to a judgment credit in the underlying litigation in accordance with, and to the extent permitted under, applicable statutory or common law, as determined by a court of competent jurisdiction. Notwithstanding the foregoing and without limitation (i) no Ally Released Party shall be deemed to have admitted to such fault by virtue of this provision; (ii) nothing herein shall create any right for a defendant that it does not have under applicable statutory or common law, if any, to obtain discovery from any Ally Released Party, or create an obligation for any Ally Released Party to participate in any proceeding to determine fault that does not exist under applicable statutory or common law, if any, in connection with such claim; and (iii) no finding in any proceeding to determine fault shall create any claim against any Ally Released Party or obligation of any Ally Released Party to satisfy any claim. For the avoidance of doubt, all parties' rights under applicable law with respect to discovery and any Ally Released Party's participation in any proceeding to determine fault are preserved.

**L. Limitations**

For the avoidance of doubt, the releases set forth in this Article IX shall not extend to: (i) any rights, defenses, or counterclaims under any directors & officers or errors & omissions insurance policies sold by any of the Consenting Claimants or their affiliates and covering either the Debtors or any of the Ally Released Parties; (ii) any indemnity rights against non-Ally Released Parties arising out of the Kessler Class Action or to any other indemnity right against non-Ally Released Parties arising out of any other claims of Borrowers; specifically, these releases do not extend to any indemnity rights RFC may have against any non-Ally Released Party that is a successor in interest to CBNV and GNBT, including, but not limited to, those indemnity rights extending out of the client contracts between RFC, on the one hand, and either CBNV or GNBT, on the other hand, which incorporate by reference the indemnity provisions of RFC's AlterNet Seller Guide, and (iii) any indemnity rights held by the Debtors' Representatives against Ally arising from Claims not released by this Article IX.

**ARTICLE X.**

**CONDITIONS PRECEDENT TO CONFIRMATION  
AND CONSUMMATION OF THE PLAN**

**A. Conditions Precedent to Confirmation**

It shall be a condition to Confirmation of the Plan that the following conditions shall have been satisfied or waived in accordance with the terms of the Plan:

(a) Court approval of the Disclosure Statement in a form and substance reasonably acceptable to the Plan Proponents, Ally, and each of the Consenting Claimants, as containing adequate information with respect to the Plan within the meaning of section 1125 of the Bankruptcy Code;

(b) The Plan shall be reasonably acceptable to the Plan Proponents, Ally and each of the Consenting Claimants, in accordance with the terms of the Plan Support Agreement;

(c) The Confirmation Order shall be reasonably acceptable to the Plan Proponents, Ally, and each of the Consenting Claimants;

(d) The Plan Supplement and any related documentation shall be reasonably satisfactory to the Plan Proponents, Ally, and each of the Consenting Claimants;

(e) Court approval of the RMBS Settlement as part of the Plan pursuant to Bankruptcy Rule 9019;

(f) No Plan modifications that have altered distributions to be made under the Plan shall have occurred without the consent of the Plan Proponents, Ally, and each of the Consenting Claimants; and

(g) Court approval of the Third Party Releases, Debtor Releases and Exculpation provisions in the Plan, without any modification thereto.

**B. Conditions Precedent to the Effective Date**

It shall be a condition to the Effective Date that the following conditions shall have been satisfied or waived pursuant to Article X.C:

(a) the Bankruptcy Court shall have entered the Confirmation Order, which shall grant final approval of the Plan, including all settlements therein, the Debtor Releases, the Third Party Releases, the injunctions, and exculpation of the Exculpated Parties;

(b) the Confirmation Order shall not have been stayed, modified, or vacated on appeal;

(c) on or before September 16, 2013, the FGIC Rehabilitation Court shall have entered an order substantially in the form attached to the FGIC Settlement Agreement as Exhibit E (or such other form as agreed to by FGIC, the Debtors, and the RMBS Trustees) approving the Plan Support Agreement (as it related to FGIC) and the FGIC Settlement Agreement, including the settlement and release of all present and future claims against FGIC under or relating to the FGIC Policies;

(d) the Bankruptcy Court shall have entered an order substantially in the form attached to the FGIC Settlement Agreement as Exhibit D (or such other form as agreed to by FGIC, the Debtors, and the RMBS Trustees and counsel for the Institutional Investors) approving the FGIC Settlement Agreement, including the settlement and release of all present and future claims against FGIC under or relating to the FGIC Policies and the allowance of FGIC's General



Unsecured Claims against the Debtors, pursuant to a Bankruptcy Rule 9019 motion, which order shall include a finding that the transactions contemplated by the FGIC Settlement Agreement are in the best interests of the RMBS Trusts;

(e) Ally will have funded at least \$1,950,000,000 of the Ally Contribution;

(f) the Liquidating Trust Agreement, the RMBS Claims Trust Agreement, the Private Securities Claims Trust Agreement and the Borrower Claims Trust Agreement shall have been executed;

(g) the Ally Contract Claims and any other claims held by Ally Allowed under the Plan, will have been Allowed, deemed indefeasible, and approved by the Bankruptcy Court without subordination of any kind, and satisfied as set forth herein;

(h) subject to Article VI.C, the Available Assets shall have been transferred to the Liquidating Trust;

(i) the Professional Fee Escrow Account shall have been funded;

(j) all material governmental and third party approvals and consents, including Bankruptcy Court approval, and approvals Ally may be required to obtain, necessary in connection with the transactions contemplated by this Plan, shall have been obtained and be in full force and effect, and all applicable waiting periods shall have expired without any action being taken or threatened by any competent authority that would restrain, prevent, or otherwise impose materially adverse conditions on such transactions; and

(k) all other actions, documents, and agreements necessary to implement the Plan as of the Effective Date will have been delivered and all conditions precedent thereto will have been satisfied or waived.

### **C. Waiver of Conditions**

The Plan Proponents shall have the right to waive one or more of the conditions to Confirmation and Consummation of the Plan set forth in Articles X.A and X.B(b), and (e) through (k), with the consent of Ally and the Consenting Claimants, and, solely with respect to such waivers of the conditions set forth in Article X.B(c) and (d) with the consent of FGIC and the RMBS Trustees, at any time without notice, leave, or order of the Bankruptcy Court or any formal action other than proceeding to confirm or consummate the Plan.

### **D. Effect of Nonoccurrence of Conditions**

Each of the conditions to the Effective Date must be satisfied or duly waived, and the Effective Date must occur on or before the earlier of thirty (30) days after the Confirmation Date or December 15, 2013. If the Effective Date has not occurred on or before the earlier of thirty (30) days after the Confirmation Date or December 15, 2013, then upon motion by the Plan Proponents or Ally made before the Effective Date and a hearing, the Confirmation Order may be vacated by the Bankruptcy Court; provided, however, that notwithstanding the Filing of such motion to vacate, the Confirmation Order may not be vacated if the

Effective Date occurs before the Bankruptcy Court enters an order granting such motion. If the Confirmation Order is vacated, then except as provided in any order of the Bankruptcy Court vacating the Confirmation Order, the Plan will be null and void in all respects, including the discharge of Claims and termination of Interests pursuant to the Plan and section 1141 of the Bankruptcy Code and the assumptions, assignments or rejections of Executory Contracts, and nothing contained in the Plan or Disclosure Statement shall: (1) constitute a waiver or release of any Claims, Equity Interests or Causes of Action; (2) prejudice in any manner the rights of any Debtor or any other Entity; or (3) constitute an admission, acknowledgment, offer or undertaking of any sort by such Debtor or any other Entity.

## **ARTICLE XI.**

### **MODIFICATION, REVOCATION, OR WITHDRAWAL OF THE PLAN**

#### **A. Modification and Amendments**

Subject to the terms of the Plan Support Agreement, the Plan Proponents may amend, modify, or supplement the Plan pursuant to Bankruptcy Code section 1127(a) at any time prior to the Confirmation Date; provided, that the Plan Proponents obtain the consent, which shall not be unreasonably withheld, of the Settling Parties in accordance with the terms of the Plan Support Agreement. After the Confirmation Date, but prior to Consummation of the Plan, the Plan Proponents may with the consent of the other Settling Parties, which shall not be unreasonably withheld, in accordance with the terms of the Plan Support Agreement, amend, modify, or supplement the Plan without further order of the Bankruptcy Court to remedy any defect or omission or reconcile any inconsistencies in the Plan or the Confirmation Order. At all times, the Plan Proponents may amend, modify, or supplement the Plan without the consent of any other Entity to the extent that such amendments, modifications, or supplements are non-material. At any time, at the request of the RMBS Trustees, Art. IV.C.3 of the Plan may be amended as will be required to preserve the REMIC tax status of the RMBS Trusts notwithstanding the distribution of Units to the RMBS Claims Trust under the Plan to the RMBS Claims Trust on behalf of the RMBS Trusts, and such amendment will be deemed non-material.

#### **B. Effect of Confirmation on Modifications**

Pursuant to Bankruptcy Code section 1127(a), entry of a Confirmation Order shall mean that all modifications or amendments to the Plan since the solicitation thereof are approved and do not require additional disclosure or re-solicitation under Bankruptcy Rule 3019.

#### **C. Revocation or Withdrawal of the Plan**

Subject to the terms of the Plan Support Agreement and conditions to the Effective Date, the Plan Proponents reserve the right to revoke or withdraw the Plan prior to the Confirmation Date and to File subsequent chapter 11 plans. If the Plan Proponents revoke or withdraw the Plan, or if Confirmation or Consummation does not occur, then: (i) the Plan

shall be null and void in all respects; (ii) any settlement or compromise embodied in the Plan (including the fixing or limiting to an amount certain of any Claim or Equity Interest or Class of Claims or Equity Interests), assumption or rejection of Executory Contracts or Unexpired Leases effected by the Plan, and any document or agreement executed pursuant to the Plan shall be deemed null and void except as may be set forth in a separate order entered by the Bankruptcy Court; and (iii) nothing contained in the Plan shall constitute a waiver or release of any Claims or Equity Interests or prejudice in any manner the rights of the Plan Proponents, the Settling Parties, or any other Entity, or constitute an admission, acknowledgement, offer, or undertaking of any sort by the Plan Proponents or any other Entity.

## **ARTICLE XII.**

### **RETENTION OF JURISDICTION**

Notwithstanding the entry of the Confirmation Order and the occurrence of the Effective Date, on and after the Effective Date, the Bankruptcy Court shall retain exclusive jurisdiction over all matters arising out of, or related to, the Chapter 11 Cases and the Plan pursuant to sections 105(a) and 1142 of the Bankruptcy Code, including jurisdiction:<sup>8</sup>

(a) to allow, disallow, determine, liquidate, classify, estimate, or establish the priority, secured, or unsecured status, or amount of any Claim or Equity Interest, including the resolution of any request for payment of any Administrative Claim and the resolution of any and all objections to the secured or unsecured status, priority, amount, or allowance of Claims or Equity Interests;

(b) to determine, adjudicate, or decide any other applications, adversary proceedings, contested matters, and any other matters pending on the Effective Date;

(c) to hear and determine any matter, case, controversy, suit, dispute, or Causes of Action: (i) regarding the existence, nature, and scope of the releases, injunctions, and exculpation provided under the Plan, and (ii) enter such orders as may be necessary or appropriate to implement such releases, injunctions, and other provisions;

(d) to ensure that distributions to holders of Allowed Claims are accomplished pursuant to the provisions of the Plan;

(e) to hear and determine rights to proceeds under the GM Policies, including consideration of any Insurance Defenses;

(f) to hear and determine the rights and obligations relating to insurance claims against the Debtors, including coverage disputes, and insurance settlements regarding insurance;

(g) to resolve disputes as to the ownership of any Claim or Equity Interest;

---

<sup>8</sup> For the avoidance of doubt, the effectiveness of the NJ Carpenters Settlement and the related NJ Carpenters Claims Distribution is subject to District Court approval.

(h) to enter and implement such orders as may be appropriate in the event the Confirmation Order is for any reason stayed, revoked, reversed, modified, or vacated;

(i) to issue such orders in aid of execution of the Plan, to the extent authorized by section 1142 of the Bankruptcy Code;

(j) to consider any modifications of the Plan, to cure any defect or omission, or to reconcile any inconsistency in any order of the Bankruptcy Court, including the Confirmation Order;

(k) to hear and determine disputes arising in connection with the interpretation, implementation, consummation, or enforcement of the Plan including, without limitation, the allocation of RMBS Trust Claims, the RMBS Trust Allocation Protocol, the Monoline Reservation, and the Kessler Settlement Agreement;

(l) to hear and determine any matters relating to the Liquidating Trust, the RMBS Claims Trust, the Borrower Claims Trust, and/or the Private Securities Claims Trust, including to hear and determine any actions brought against the Liquidating Trust Board, Borrower Claims Trustee and/or the Private Securities Claims Trustee, as applicable, in connection with the Plan, including any action or other dispute relating to distributions under the Plan, provided, that if the Plan does not become effective, nothing herein shall be deemed to transfer the venue or jurisdiction over any underlying litigation against Ally to the Bankruptcy Court;

(m) to hear and determine any issue for which the Plan requires a Final Order of the Bankruptcy Court;

(n) to hear and determine matters concerning state, local, and federal taxes in accordance with sections 346, 505, and 1146 of the Bankruptcy Code;

(o) to hear and determine all matters related to: (i) applications for allowance of compensation or reimbursement of expenses to Professionals authorized pursuant to the Bankruptcy Code or the Plan; or (ii) the reasonableness of the fees of the Junior Secured Notes Indenture Trustee and the fees of the ad hoc group of Junior Secured Noteholders that are referred to in the AFI/JSN Cash Collateral Order as the "Ad Hoc Committee of Holders of Junior Secured Notes" solely to the extent required to be paid by the Debtors or the Liquidating Trust (but excluding any fees previously paid by the Debtors in accordance with the AFI/JSN Cash Collateral Order, which fees shall remain subject to the recharacterization claims pursuant to the JSN Adversary Proceeding).

(p) to resolve any matters related to (a) the assumption, assumption and assignment, or rejection of any Executory Contract or Unexpired Lease to which a Debtor is party or with respect to which a Debtor may be liable and to hear, determine, and, if necessary, liquidate, any Claims arising therefrom, including Cure Claims pursuant to section 365 of the Bankruptcy Code; (b) a potential contractual obligation under any executory contract or unexpired lease that is assumed by the Debtors or the Liquidating Trust amending, modifying, or supplementing, after the Effective Date, any Executory

Contracts or Unexpired Leases to the Assumption Schedule or otherwise; and (c) any dispute regarding whether a contract or lease is or was executory or expired;

(q) to hear and determine any Causes of Action preserved under the Plan;

(r) to enter a final decree closing any of the Chapter 11 Cases;

(s) to issue injunctions, enter and implement other orders, or take such other actions as may be necessary or appropriate to restrain interference by any entity with consummation or enforcement of the Plan, the Confirmation Order, or any other order of the Bankruptcy Court;

(t) to enforce the affirmative findings governing the RMBS Trustees that are contemplated in Article IV herein;

(u) to enforce all orders previously entered by the Bankruptcy Court; and

(v) to hear any other matter not inconsistent with the Bankruptcy Code.

### **ARTICLE XIII.**

#### **MISCELLANEOUS PROVISIONS**

##### **A. Immediate Binding Effect**

Subject to Article X.A of the Plan and notwithstanding Bankruptcy Rules 3020(e), 6004(h), 7062, or otherwise, upon the occurrence of the Effective Date, the terms of the Plan shall be immediately effective and enforceable and deemed binding upon the Debtors, the Liquidating Trust, and any and all holders of Claims or Equity Interests (irrespective of whether such Claims or Equity Interests are deemed to have accepted the Plan), all Entities that are parties to or are subject to the settlements, compromises, releases, discharges, and injunctions described in the Plan, each Entity acquiring property under the Plan, and any and all non-Debtor parties to Executory Contracts and Unexpired Leases with any Debtor.

Notwithstanding anything in Bankruptcy Rule 3020(e) to the contrary, (i) the entry of the Confirmation Order shall constitute a Final Order and the period in which an appeal must be filed shall commence upon the entry thereof, and (ii) the Confirmation Order shall take effect immediately upon its entry and the Plan Proponents are authorized to consummate the Plan immediately after entry of the Confirmation Order and the satisfaction or waiver of all other conditions to the Effective Date of the Plan, in accordance with the terms of the Plan.

##### **B. Additional Documents**

On or before the Effective Date, the Plan Proponents may File with the Bankruptcy Court any and all agreements and other documents that may be necessary or appropriate in order to effectuate and further evidence the terms and conditions of the Plan.

**C. Payment of Statutory Fees**

Notwithstanding the grouping of the Debtors described herein, on the Effective Date, and thereafter as may be required, each of the Debtors shall (i) pay all the respective fees payable pursuant to section 1930 of chapter 123 of title 28 of the United States Code, together with interest, if any, pursuant to section 3717 of title 31 of the United States Code, until the earliest to occur of the entry of (a) a final decree closing such Debtor's Chapter 11 Case, (b) a Final Order converting such Debtor's Chapter 11 Case to a case under chapter 7 of the Bankruptcy Code, or (c) a Final Order dismissing such Debtor's Chapter 11 Case, and (ii) be responsible for the filing of consolidated post-confirmation quarterly status reports with the Bankruptcy Court in accordance with Rule 3021-1 of the Southern District of New York Local Bankruptcy Rules, which status reports shall include reports on the disbursements made by each of the Debtors.

**D. Dissolution of the Creditors' Committee**

On the Effective Date, the Creditors' Committee shall dissolve; provided, however, that, following the Effective Date, the Creditors' Committee shall continue in existence and have standing and a right to be heard for the following limited purposes: (i) Claims and/or applications for compensation by Professionals and requests for allowance of Administrative Claims for substantial contribution pursuant to section 503(b)(3)(D) of the Bankruptcy Code; (ii) any appeals of the Confirmation Order that remain pending as of the Effective Date to which the Creditors' Committee is a party; (iii) any adversary proceedings or contested matters as of the Effective Date to which the Creditors' Committee is a party; and (iv) responding to creditor inquiries for one-hundred-twenty (120) days following the Effective Date. Upon the dissolution of the Creditors' Committee, the current and former members of the Creditors' Committee and their respective officers, employees, counsel, advisors and agents, shall be released and discharged of and from all further authority, duties, responsibilities and obligations related to and arising from and in connection with the Chapter 11 Cases, and the retention or employment of the Creditors' Committee's respective attorneys, accountants and other agents shall terminate, except that the Creditors' Committee and their respective Professionals shall have the right to pursue, review and object to any applications for compensation or reimbursement of expenses filed in accordance with Article II hereof.

**E. Access to Debtors' Records after Effective Date.**

On the Effective Date, Debtors shall be deemed to have transferred, assigned and conveyed to the Liquidating Trust, the RMBS Claims Trust, the Borrower Claims Trust, and the Private Securities Claims Trust, as their interests may appear with respect to the Claims of their respective beneficiaries, and the Liquidating Trust shall be authorized to take possession of, all of the books and records of the Debtors, including, except as set forth in any Ally Contract, all information and data on computers owned or leased by the Debtors or otherwise on premises occupied by the Debtors, and all rights of access to data of the Debtors and their affiliates, that were not otherwise transferred to a third party on or prior to the Effective Date. The Liquidating Trust shall have the responsibility of storing and maintaining such books and records to and for the benefit of each of the Liquidating Trust, the RMBS Claims Trust, the Borrower Claims Trust,

and the Private Securities Claims Trust as their interests may appear, and the respective Plan Trusts shall enter into an agreement or protocol with respect to access to such books and records. The Debtors shall cooperate with the Plan Trustees of the Plan Trusts to facilitate the delivery and storage of such books and records in accordance herewith. For the purpose of this Section, books and records include computer generated or computer maintained books and records and computerized data, as well as electronically generated or maintained books and records or data, along with books and records of the Debtors maintained by or in possession of third parties, except as set forth in any Ally Contract, and all of the claims and rights of the Debtors in and to books and records, wherever located. The Debtors or the Liquidating Trust, as applicable, shall make available current and historic tax returns with supporting files to Ally as necessary for Ally to address Ally's audit requirements and to facilitate Ally filing its 2013 tax returns.

#### **F. Substantial Consummation**

On the Effective Date, the Plan shall be deemed to be substantially consummated under sections 1101 and 1127(b) of the Bankruptcy Code.

#### **G. Reservation of Rights**

Except as otherwise provided in the Plan, the Plan shall have no force or effect unless the Bankruptcy Court enters the Confirmation Order. None of the Filing of the Plan, any statement or provision contained in the Plan, or the taking of any action by the Plan Proponents or Ally with respect to the Plan or the Disclosure Statement shall be or shall be deemed to be an admission or waiver of any rights of the Plan Proponents or Ally with respect to the holders of Claims or Equity Interests prior to the Effective Date.

#### **H. Successors and Assigns**

The rights, benefits, and obligations of any Entity named or referred to in the Plan shall be binding on, and shall inure to the benefit of, any heir, executor, administrator, successor or assign, Affiliate, officer, director, agent, representative, attorney, beneficiaries, or guardian, if any, of each Entity.

#### **I. Service of Documents**

All notices, requests and demands hereunder to be effective shall be in writing (including by facsimile transmission) and, unless otherwise expressly provided herein, shall be deemed to have been duly given or made when actually delivered or, in the case of notice by facsimile transmission, when received and telephonically confirmed, addressed as follows:

- (a) if to the Debtors, (i) if by mail or courier to: Residential Capital LLC, Lewis Kruger, CRO, c/o Morrison & Foerster LLP, 1290 Avenue of the Americas, New York, New York 10104; with copies to: (a) Morrison & Foerster LLP, 1290 Avenue of the Americas, New York, New York, 10104, Attn: Gary Lee, Lorenzo Marinuzzi, and Todd Goren; and (b) Curtis, Mallet-Prevost, Colt & Mosle LLP, 101 Park Avenue, New York, New York 10178, Attn: Steven J. Reisman, Theresa

- A. Foudy, and Maryann Gallagher; and (ii) if by e-mail, to: Lewis.Kruger@gmacrescap.com, glee@mofo.com, lmarinuzzi@mofo.com, tgoren@mofo.com, sreisman@curtis.com, tfoudy@curtis.com, and mgallagher@curtis.com.
- (b) if to the Liquidating Trust: as provided in the Liquidating Trust Agreement for notices to the Liquidating Trust.
- (c) if to the Borrower Claims Trust: as provided in the Borrower Claims Trust Agreement for notices to the Borrower Claims Trust.
- (d) if to the Private Securities Claims Trust: as provided in the Private Securities Claims Trust Agreement for notices to the Private Securities Claims Trust.
- (e) if to the RMBS Claims Trust: as provided in the RMBS Claims Trust Agreement for notices to the RMBS Claims Trust.
- (f) if to Ally to: Ally Financial, Inc., 1177 Avenue of the Americas, New York, NY 10036; Attn: William B. Solomon and Timothy Devine; with copies to: Kirkland & Ellis LLP, 601 Lexington Avenue, New York, New York 10022, Attn.: Richard M. Cieri, and Ray C. Schrock.
- (g) if to the Creditors' Committee, (i) if by mail or courier to: Kramer Levin Naftalis & Frankel LLP, 1177 Avenue of the Americas, New York, New York 10036; Attn: Kenneth H. Eckstein, Douglas H. Mannal and Stephen D. Zide; and (ii) if by email to keckstein@kramerlevin.com, dmannel@kramerlevin.com and szide@kramerlevin.com.
- (h) if to AIG, Allstate, MassMutual and/or Prudential, (i) if by mail or courier to: Quinn Emanuel Urquhart & Sullivan LLP, 51 Madison Avenue, 22nd Floor, New York, New York 10010; Attn: Susheel Kirpalani and Scott Shelley; and (ii) if by email to susheelkirpalani@quinnemanuel.com and scottshelley@quinnemanuel.com.
- (i) if to FGIC, (i) if by mail or courier to: Jones Day, 222 East 41st Street, New York, New York 10017; Attn: Richard L. Wynne and Howard F. Sidman; and the Superintendent of Financial Services of the State of New York, as Rehabilitator of FGIC, c/o Weil Gotshal & Manges LLP, 767 Fifth Avenue, New York, New York 10153; Attn: Gary T. Holtzer; and (ii) if by e-mail to: rlwynne@jonesday.com, hfsidman@jonesday.com, and gary.holtzer@weil.com.
- (j) if to the Steering Committee Consenting Claimants, (i) if by mail or courier to: Gibbs & Bruns LLP, 1100 Louisiana, Suite 5300, Houston, Texas 77002; Attn: Kathy D. Patrick and Robert J. Madden; and Ropes & Gray LLP, 1211 Avenue of the Americas, New York, New York 10036; Attn: Keith H. Wofford and Ross Martin, and (ii) if by e-mail to: kpatrick@gibbsbruns.com, rmadden@gibbsbruns.com, keith.wofford@ropesgray.com, and ross.martin@ropesgray.com.



- (k) if to the Talcott Franklin Consenting Claimants, (i) if by mail or courier to: (a) Talcott Franklin, P.C., 208 N. Market Street, Suite 200, Dallas, Texas 75202; Attn: Talcott J. Franklin, (b) Carter Ledyard & Milburn LLP, 2 Wall Street, New York, New York 10005, Attn: James Gadsden, and (c) Miller Johnson, 250 Monroe Avenue, NW, Suite 800, P.O. Box 306, Grand Rapids, Michigan, Attn: Thomas Sarb; and (ii) if by e-mail to: tal@talcottfranklin.com, gadsden@clm.com and sarbt@millerjohnson.com.
- (l) if to Wilmington Trust, (i) if by mail or courier to: Cleary Gottlieb Steen & Hamilton LLP, One Liberty Plaza, New York, New York 10006, Attn: Thomas J. Moloney and Sean A. O'Neal and Loeb & Loeb, 345 Park Avenue, New York, New York 10154, Attn: Walter H. Curchack; and (ii) if by e-mail to: tmoloney@cgsh.com, soneal@cgsh.com, and wcurchack@loeb.com.
- (m) if to MBIA, (i) if by mail or courier to: Cadwalader, Wickersham & Taft LLP, One World Financial Center, New York, New York 10281, Attn: Gregory M. Petrick and Mark Ellenberg; (ii) if by e-mail to: Gregory.Petrick@cwt.com and Mark.Ellenberg@cwt.com.
- (n) if to the Kessler Class Claimants, (i) if by mail or courier to: Polsinelli, 900 Third Avenue, 21<sup>st</sup> Floor, New York, New York 10022, Attn: Daniel J. Flanigan; Carlson Lynch, Ltd., PNC Park, 115 Federal Street Suite 210, Pittsburgh, PA 15212, Attn: R. Bruce Carlson, Walters Bender Strohbehn & Vaughan, P.C., 2500 City Center Square, 12<sup>th</sup> & Baltimore, P.O. Box 26188, Kansas City, MO 64196, Attn: R. Frederick Walters; and (ii) if by e-mail to: dflanigan@polsinelli.com, bcarlson@carlsonlynch.com, and fwalters@wbsvllaw.com.
- (o) if to the RMBS Trustees (i) if by mail or courier to: BNY Mellon, c/o Dechert LLP, 1095 Avenue of the Americas, New York, New York 10036, Attn: Glenn E. Siegel; DB, c/o Morgan, Lewis & Bockius LLP, 101 Park Avenue, New York, NY 10178, Attn: James L. Garrity, Jr.; USB, c/o Seward & Kissel LLP, One Battery Park Plaza, New York, New York 10004, Attn: Arlene R. Alves; WFB, c/o Alston & Bird LLP, 1 Atlantic Center, 1201 W. Peachtree Street, NW, Atlanta, Georgia 30309-3424, Attn: John C. Weitnauer; LDTC, Seward & Kissel LLP, One Battery Park Plaza, New York, New York 10004, Attn: Dale C. Christensen, Jr., HSBC, c/o John Kibler, Allen & Overy, 1221 Avenue of the Americas, New York, NY 10020; and (ii) if by e-mail to: glenn.siegel@dechert.com, jgarrity@morganlewis.com, alves@sewkis.com, kit.weitnauer@alston.com, christensen@sewkis.com, and John.Kibler@AllenOvery.com.
- (p) if to Paulson, (i) if by mail or courier to: Paulson & Co., Inc., 1251 Avenue of the Americas, New York, New York 10020, Attn: Daniel J. Kamensky; and (ii) if by e-mail to: Daniel.Kamensky@paulsonco.com.

After the Effective Date, the Liquidating Trust has authority to send a notice to any Entity that, in order to continue to receive documents pursuant to Bankruptcy Rule 2002, it

must File a renewed request to receive documents with the Bankruptcy Court. After the Effective Date, the Liquidating Trust is authorized to limit the list of Entities receiving documents pursuant to Bankruptcy Rule 2002 to those Entities who have Filed such renewed requests.

**J. Further Assurances**

The Debtors or the Liquidating Trust, all holders of Claims receiving distributions pursuant to the Plan, and all other Entities, as applicable, shall, from time to time, prepare, execute, and deliver any agreements or documents and take any other actions as may be necessary or advisable to effectuate the provisions and intent of the Plan or the Confirmation Order.

**K. Term of Injunctions or Stays**

Unless otherwise provided in the Plan or in the Confirmation Order, all injunctions or stays in effect in the Chapter 11 Cases pursuant to sections 105 or 362 of the Bankruptcy Code or any order of the Bankruptcy Court, and extant on the Confirmation Date (excluding any injunctions or stays contained in the Plan or the Confirmation Order) shall remain in full force and effect until the Effective Date. All injunctions or stays contained in the Plan and the Confirmation Order shall remain in full force and effect in accordance with their terms.

**L. Entire Agreement**

Except as otherwise indicated, the Plan supersedes all previous and contemporaneous negotiations, promises, covenants, agreements, understandings, and representations on such subjects, all of which have become merged and integrated into the Plan.

**M. Exhibits and Related Documents**

All exhibits and documents Filed in relation to the Plan are incorporated into and are a part of the Plan as if set forth in full in the Plan. After any exhibits and documents are Filed, copies of such exhibits and documents shall be available upon written request to the Liquidating Trust's counsel at the address above or by downloading such exhibits and documents from the Debtors' restructuring website, <http://www.kccllc.net/rescap>, or the Bankruptcy Court's website, <http://www.nys.uscourts.gov> (a PACER login and password are required to access documents on the Bankruptcy Court's website).

**N. Severability of Plan Provisions**

Except as otherwise provided herein, if, before Confirmation of the Plan, subject to the terms of the Plan Support Agreement, any term or provision of the Plan is held by the Bankruptcy Court to be invalid, void, or unenforceable, the Bankruptcy Court shall have the power to alter and interpret such term or provision to make it valid or enforceable to the maximum extent practicable, consistent with the original purpose of the term or provision held to be invalid, void, or unenforceable, and such term or provision shall then be applicable as altered or interpreted. Notwithstanding any such holding, alteration, or interpretation, the remainder of the terms and provisions of the Plan, including the Third

Party Releases, Debtor Releases, Exculpation, including Article X.A, B and C, shall remain in full force and effect and shall in no way be affected, impaired, or invalidated by such holding, alteration, or interpretation. The Confirmation Order shall constitute a judicial determination and shall provide that each term and provision of the Plan, as it may have been altered or interpreted in accordance with the foregoing, is valid and enforceable. The Confirmation Order shall constitute a judicial determination and shall provide that each term and provision of the Plan, as it may have been altered or interpreted in accordance with the foregoing, is: (a) valid and enforceable pursuant to its terms; (b) integral to the Plan and may not be deleted or modified without the Plan Proponents' consent; and (c) nonseverable and mutually dependent.

**O. Waiver or Estoppel Conflicts**

Each holder of a Claim or Equity Interest shall be deemed to have waived any right to assert any argument, including the right to argue that its Claim or Equity Interest should be Allowed in a certain amount, in a certain priority, secured, or not subordinated, by virtue of an agreement made with the Plan Proponents, or their counsel, or any other Entity, if such agreement was not disclosed in the Plan, the Disclosure Statement, or papers Filed with the Bankruptcy Court prior to the Confirmation Date.

**P. Conflicts**

Except as set forth in the Plan or unless otherwise ordered by the Bankruptcy Court, to the extent that the Disclosure Statement, any order of the Bankruptcy Court (other than the Confirmation Order), or any exhibit to the Plan or document executed or delivered in connection with the Plan is inconsistent with the terms of the Plan, the terms of the Plan shall control.

Dated: August 20, 2013  
New York, New York

Respectfully Submitted,

RESIDENTIAL CAPITAL, LLC for itself  
and its Debtor subsidiaries

By: /s/ Lewis Kruger  
Name: Lewis Kruger  
Title: Chief Restructuring Officer

THE OFFICIAL COMMITTEE OF  
UNSECURED CREDITORS

By: /s/ John S. Dubel  
Name: John S. Dubel  
Title: Co-Chair

By: /s/ Peter F. Finkel  
Name: Peter F. Finkel  
Title: Co-Chair

**Schedule 1G**

A	B	C	D	E	F
Name	Cohort	GMACM Servicer %	GMACM Claim	Insurer	GMACM Recognized Claim
1	ACE 1999-A [Total]	9.00%	\$8		\$0
2	ACE 2005-SL1 [Total]	53.10%	\$5,649	MBIA	\$5,649
3	ACE 2006-SL1 [Total]	29.54%	\$4,645		\$4,645
4	ACE 2006-SL4 [Total]	100.00%	\$5,044		\$5,044
5	ACE 2007-HE4 [1A]	11.23%	\$33,042		\$33,042
6	ACE 2007-HE4 [1F]	11.23%	\$6,862		\$6,862
7	ACE 2007-HE4 [2A]	11.23%	\$46,537		\$46,537
8	ACE 2007-HE4 [2F]	11.23%	\$7,563		\$7,563
9	ACE 2007-SL1 [1]	76.47%	\$236		\$236
10	ACE 2007-SL1 [2]	76.47%	\$1,084		\$1,084
11	AHM 2004-4 [1]	14.48%	\$5,141		\$5,141
12	AHM 2004-4 [2]	14.48%	\$11,797		\$11,797
13	AHM 2004-4 [3]	14.48%	\$11,131		\$11,131
14	AHM 2004-4 [4]	14.48%	\$17,976		\$17,976
15	AHM 2004-4 [5]	14.48%	\$11,743		\$11,743
16	AHM 2004-4 [6]	14.48%	\$7,796		\$7,796
17	AHM 2004-4 [7]	14.48%	\$4,404	MBIA	\$4,404
18	AHM 2006-2 [2_1]	3.64%	\$942		\$942
19	AHM 2006-2 [2_2]	3.64%	\$1,029		\$1,029
20	AHM 2006-2 [3]	3.64%	\$2,687		\$2,687
21	AHM 2006-2 [4]	3.64%	\$3,544		\$3,544
22	AHM 2006-2 [5]	3.64%	\$847	CFG	\$847
23	AHM 2007-A [11]	8.24%	\$2,338		\$2,338
24	AHM 2007-A [12]	8.24%	\$1,286		\$1,286
25	AHM 2007-A [13]	8.24%	\$5,731		\$5,731
26	AHM 2007-A [2]	8.24%	\$1,999		\$1,999
27	AHM 2007-A [3]	8.24%	\$2,227	Assured Guaranty	\$2,227
28	AHM 2007-A [4NP]	8.24%	\$3,527		\$3,527
29	AHM 2007-A [4SD]	8.24%	\$5,639		\$5,639
30	AHM 2007-SD2 [NP]	5.00%	\$8,512		\$8,512
31	AHM 2007-SD2 [P]	5.00%	\$2,450		\$2,450
32	AHM 2007-SD2 [REO]	5.00%	\$4,028		\$4,028
33	AHM 2007-SD2 [RP]	5.00%	\$564		\$564
34	AHM 2007-SD2 [SP]	5.00%	\$1,704		\$1,704
35	ALBT 2007-S1 [Total]	5.00%	\$17		\$17
36	ARMT 2004-5 [1]	13.09%	\$1,127		\$1,127
37	ARMT 2004-5 [2]	13.09%	\$2,199		\$2,199
38	ARMT 2004-5 [3]	13.09%	\$1,662		\$1,662
39	ARMT 2004-5 [4]	13.09%	\$1,400		\$1,400
40	ARMT 2004-5 [5]	13.09%	\$1,077		\$1,077
41	ARMT 2004-5 [6]	13.09%	\$1,350		\$1,350
42	ARMT 2004-5 [7A]	13.09%	\$1,471		\$1,471
43	ARMT 2004-5 [7B]	13.09%	\$3,265		\$3,265
44	ARMT 2005-1 [1]	2.92%	\$556		\$556
45	ARMT 2005-1 [2]	2.92%	\$937		\$937
46	ARMT 2005-1 [3]	2.92%	\$496		\$496
47	ARMT 2005-1 [4]	2.92%	\$586		\$586
48	ARMT 2005-1 [5]	2.92%	\$496		\$496
49	ARMT 2005-1 [51]	2.92%	\$1,403		\$1,403
50	ARMT 2005-10 [1]	13.49%	\$2,546		\$2,546
51	ARMT 2005-10 [2]	13.49%	\$5,982		\$5,982

A		B		C		D		E		F	
Name		Cohort		GMACM Servicer %		GMACM Claim		Insurer		GMACM Recognized Claim	
53	ARMT 2005-10 [3]	ALT-A 2005		13.49%		\$7,177					\$7,177
54	ARMT 2005-10 [4]	ALT-A 2005		13.49%		\$2,776					\$2,776
55	ARMT 2005-10 [5]	ALT-A 2005		13.49%		\$10,063					\$10,063
56	ARMT 2005-10 [6]	ALT-A 2005		13.49%		\$6,278					\$6,278
57	ARMT 2005-11 [1]	ALT-A 2005		13.80%		\$1,993					\$1,993
58	ARMT 2005-11 [2]	ALT-A 2005		13.80%		\$9,515					\$9,515
59	ARMT 2005-11 [3]	ALT-A 2005		13.80%		\$5,205					\$5,205
60	ARMT 2005-11 [4]	ALT-A 2005		13.80%		\$19,342					\$19,342
61	ARMT 2005-11 [5]	ALT-A 2005		13.80%		\$19,239					\$19,239
62	ARMT 2005-9 [1]	ALT-A 2005		22.06%		\$6,807					\$6,807
63	ARMT 2005-9 [2]	ALT-A 2005		22.06%		\$3,116					\$3,116
64	ARMT 2005-9 [3]	ALT-A 2005		22.06%		\$3,199					\$3,199
65	ARMT 2005-9 [4]	ALT-A 2005		22.06%		\$12,436					\$12,436
66	ARMT 2005-9 [5]	ALT-A 2005		22.06%		\$26,945					\$26,945
67	BAFC 2005-6 [1]	Prime 2005		8.27%		\$1,252					\$1,252
68	BAFC 2005-6 [2]	Prime 2005		8.27%		\$1,308					\$1,308
69	BAFC 2005-8 [1]	Prime 2005		9.08%		\$391					\$391
70	BAFC 2005-8 [2]	Prime 2005		9.08%		\$1,257					\$1,257
71	BAFC 2005-8 [3]	Prime 2005		9.08%		\$213					\$213
72	BAFC 2005-8 [4]	Prime 2005		9.08%		\$1,070					\$1,070
73	BAFC 2006-1 [1]	ALT-A 2006		3.11%		\$442					\$442
74	BAFC 2006-1 [2]	ALT-A 2006		3.11%		\$190					\$190
75	BAFC 2006-1 [3]	ALT-A 2006		3.11%		\$166					\$166
76	BAFC 2006-2 [1]	ALT-A 2006		0.99%		\$39					\$39
77	BAFC 2006-2 [2]	ALT-A 2006		0.99%		\$269					\$269
78	BAFC 2006-2 [3]	ALT-A 2006		0.99%		\$65					\$65
79	BAFC 2006-2 [4]	ALT-A 2006		0.99%		\$54					\$54
80	BAFC 2006-2 [5]	ALT-A 2006		0.99%		\$33					\$33
81	BAFC 2006-2 [6]	ALT-A 2006		0.99%		\$30					\$30
82	BAFC 2006-4 [Total]	ALT-A 2006		17.43%		\$11,035					\$11,035
83	BAFC 2006-5 [1]	Prime 2006		5.76%		\$577					\$577
84	BAFC 2006-5 [2]	Prime 2006		5.76%		\$280					\$280
85	BAFC 2006-5 [3]	Prime 2006		5.76%		\$294					\$294
86	BAFC 2006-5 [4]	Prime 2006		5.76%		\$969					\$969
87	BAFC 2007-3 [1]	Prime 2007		1.84%		\$992					\$992
88	BAFC 2007-3 [2]	Prime 2007		1.84%		\$492					\$492
89	BAFC 2007-3 [3]	Prime 2007		1.84%		\$789					\$789
90	BAFC 2007-3 [4]	Prime 2007		1.84%		\$4,664					\$4,664
91	BAFC 2007-4 [N]	Prime 2007		12.13%		\$11,391					\$11,391
92	BAFC 2007-4 [S]	Prime 2007		12.13%		\$2,421					\$2,421
93	BAFC 2007-4 [S4]	Prime 2007		12.13%		\$4,260					\$4,260
94	BAFC 2007-4 [S5]	Prime 2007		12.13%		\$1,936					\$1,936
95	BAFC 2007-4 [T2]	Prime 2007		12.13%		\$12,523					\$12,523
96	BAFC 2007-7 [1]	ALT-A 2007		0.71%		\$326					\$326
97	BAFC 2007-7 [2]	ALT-A 2007		0.71%		\$126					\$126
98	BAFC 2007-7 [3]	ALT-A 2007		0.71%		\$1,332					\$1,332
99	BALTA 2003-1 [1]	ALT-A 2003		4.50%		\$59					\$59
100	BALTA 2003-1 [2]	ALT-A 2003		4.50%		\$46					\$46
101	BALTA 2004-12 [I-1]	ALT-A 2004		0.92%		\$775					\$775
102	BALTA 2004-12 [I-2]	ALT-A 2004		0.92%		\$606					\$606
103	BALTA 2004-12 [II-1]	ALT-A 2004		0.92%		\$61					\$61

A		B		C		D		E		F	
Name		Cohort		GMACM Servicer %		GMACM Claim		Insurer		GMACM Recognized Claim	
104	BALTA 2004-12 [II-2]	ALT-A 2004	0.92%	\$211							\$211
105	BALTA 2004-12 [II-3]	ALT-A 2004	0.92%	\$121							\$121
106	BALTA 2004-12 [II-4]	ALT-A 2004	0.92%	\$67							\$67
107	BALTA 2004-4 [Total]	ALT-A 2004	9.05%	\$3,704							\$3,704
108	BALTA 2004-6 [1]	ALT-A 2004	0.69%	\$243							\$243
109	BALTA 2004-6 [2]	ALT-A 2004	0.69%	\$38							\$38
110	BALTA 2004-6 [3]	ALT-A 2004	0.69%	\$236							\$236
111	BALTA 2005-10 [1]	ALT-A 2005	0.06%	\$174							\$174
112	BALTA 2005-10 [TWO_FIVE]	ALT-A 2005	0.06%	\$65							\$65
113	BALTA 2005-10 [TWO_FOUR]	ALT-A 2005	0.06%	\$79							\$79
114	BALTA 2005-10 [TWO_ONE]	ALT-A 2005	0.06%	\$31							\$31
115	BALTA 2005-10 [TWO_THREE]	ALT-A 2005	0.06%	\$157							\$157
116	BALTA 2005-10 [TWO_TWO]	ALT-A 2005	0.06%	\$107							\$107
117	BALTA 2005-3 [1]	ALT-A 2005	16.03%	\$4,314							\$4,314
118	BALTA 2005-3 [2]	ALT-A 2005	16.03%	\$2,858							\$2,858
119	BALTA 2005-3 [3]	ALT-A 2005	16.03%	\$15,750							\$15,750
120	BALTA 2005-3 [4]	ALT-A 2005	16.03%	\$10,704							\$10,704
121	BALTA 2005-4 [1]	ALT-A 2005	0.61%	\$423							\$423
122	BALTA 2005-4 [II1]	ALT-A 2005	0.61%	\$219							\$219
123	BALTA 2005-4 [II2]	ALT-A 2005	0.61%	\$210							\$210
124	BALTA 2005-4 [II3]	ALT-A 2005	0.61%	\$1,228							\$1,228
125	BALTA 2005-4 [II4]	ALT-A 2005	0.61%	\$103							\$103
126	BALTA 2005-4 [II5]	ALT-A 2005	0.61%	\$70							\$70
127	BALTA 2005-5 [1]	ALT-A 2005	0.31%	\$431							\$431
128	BALTA 2005-5 [II-1]	ALT-A 2005	0.31%	\$56							\$56
129	BALTA 2005-5 [II-2]	ALT-A 2005	0.31%	\$370							\$370
130	BALTA 2005-5 [II-3]	ALT-A 2005	0.31%	\$144							\$144
131	BALTA 2005-5 [II-4]	ALT-A 2005	0.31%	\$51							\$51
132	BALTA 2005-5 [II-5]	ALT-A 2005	0.31%	\$112							\$112
133	BALTA 2005-5 [II-6]	ALT-A 2005	0.31%	\$27							\$27
134	BALTA 2006-1 [1]	ALT-A 2006	7.43%	\$22,311							\$22,311
135	BALTA 2006-1 [II-1]	ALT-A 2006	7.43%	\$18,799							\$18,799
136	BALTA 2006-1 [II-2]	ALT-A 2006	7.43%	\$3,599							\$3,599
137	BALTA 2006-1 [II-3]	ALT-A 2006	7.43%	\$2,097							\$2,097
138	BALTA 2006-3 [1]	ALT-A 2006	4.09%	\$16,135							\$16,135
139	BALTA 2006-3 [II1]	ALT-A 2006	4.09%	\$6,238							\$6,238
140	BALTA 2006-3 [II2]	ALT-A 2006	4.09%	\$5,980							\$5,980
141	BALTA 2006-3 [II3]	ALT-A 2006	4.09%	\$6,467							\$6,467
142	BALTA 2006-3 [II4]	ALT-A 2006	4.09%	\$851							\$851
143	BALTA 2006-3 [II11]	ALT-A 2006	4.09%	\$4,708							\$4,708
144	BALTA 2006-3 [II2]	ALT-A 2006	4.09%	\$2,202							\$2,202
145	BALTA 2006-3 [II3]	ALT-A 2006	4.09%	\$1,623							\$1,623
146	BALTA 2006-3 [II4]	ALT-A 2006	4.09%	\$2,523							\$2,523
147	BALTA 2006-3 [II5]	ALT-A 2006	4.09%	\$2,980							\$2,980
148	BALTA 2006-3 [II6]	ALT-A 2006	4.09%	\$3,498							\$3,498
149	BALTA 2006-4 [1]	ALT-A 2006	0.19%	\$891							\$891
150	BALTA 2006-4 [II]	ALT-A 2006	0.19%	\$929							\$929
151	BALTA 2006-4 [3]	ALT-A 2006	0.19%	\$633							\$633
152	BALTA 2006-4 [II1]	ALT-A 2006	0.19%	\$72							\$72

A		B	C	D	E	F
Name		Cohort	GMACM Servicer %	GMACM Claim	Insurer	GMACM Recognized Claim
153	BALTA 2006-4 [I]2	ALT-A 2006	0.19%	\$572		\$572
154	BALTA 2006-4 [I]3	ALT-A 2006	0.19%	\$644		\$644
155	BALTA 2006-4 [III]1	ALT-A 2006	0.19%	\$144		\$144
156	BALTA 2006-4 [III]2	ALT-A 2006	0.19%	\$384		\$384
157	BALTA 2006-4 [III]3	ALT-A 2006	0.19%	\$547		\$547
158	BALTA 2006-5 [1]	ALT-A 2006	0.20%	\$1,116		\$1,116
159	BALTA 2006-5 [2]	ALT-A 2006	0.20%	\$403		\$403
160	BALTA 2006-8 [I]	ALT-A 2006	0.52%	\$1,710		\$1,710
161	BALTA 2006-8 [II]	ALT-A 2006	0.52%	\$1,325		\$1,325
162	BALTA 2006-8 [III]	ALT-A 2006	0.52%	\$559		\$559
163	BAYV 2003-AA [1D]	Subprime 2003	2.77%	\$39		\$39
164	BAYV 2003-AA [1N]	Subprime 2003	2.77%	\$659		\$659
165	BAYV 2003-AA [2]	Subprime 2003	2.77%	\$104		\$104
166	BAYV 2004-A [1]	Subprime 2004	4.00%	\$1,496		\$1,496
167	BAYV 2004-A [2]	Subprime 2004	4.00%	\$873		\$873
168	BAYV 2006-B [1]	Subprime 2006	4.63%	\$1,758		\$1,758
169	BAYV 2006-B [2]	Subprime 2006	4.63%	\$4,072		\$4,072
170	BAYV 2006-D [1A]	Subprime 2006	1.33%	\$112		\$112
171	BAYV 2006-D [1F]	Subprime 2006	1.33%	\$751		\$751
172	BAYV 2006-D [2A]	Subprime 2006	1.33%	\$1,105		\$1,105
173	BAYV 2006-D [2F]	Subprime 2006	1.33%	\$107		\$107
174	BAYV 2007-A [1]	Subprime 2007	5.00%	\$4,424		\$4,424
175	BAYV 2007-A [2]	Subprime 2007	5.00%	\$4,757		\$4,757
176	BAYV 2007-B [1]	Subprime 2007	14.45%	\$9,964		\$9,964
177	BAYV 2007-B [2]	Subprime 2007	14.45%	\$13,739		\$13,739
178	BSABS 2003-AC3 [Total]	ALT-A 2003	1.02%	\$177		\$177
179	BSABS 2003-AC4 [Total]	ALT-A 2003	0.14%	\$61		\$61
180	BSABS 2004-AC1 [Total]	ALT-A 2004	1.36%	\$228		\$228
181	BSABS 2004-AC2 [1]	ALT-A 2004	0.24%	\$38		\$38
182	BSABS 2004-AC2 [2]	ALT-A 2004	0.24%	\$20		\$20
183	BSABS 2004-AC7 [Total]	ALT-A 2004	2.40%	\$1,110		\$1,110
184	BSABS 2004-BO1 [1F]	Subprime 2004	100.00%	\$218,097		\$218,097
185	BSABS 2004-BO1 [1S]	Subprime 2004	100.00%	\$90,871		\$90,871
186	BSABS 2004-BO1 [2F]	Subprime 2004	100.00%	\$136,469		\$136,469
187	BSABS 2005-AC3 [1]	ALT-A 2005	0.03%	\$11		\$11
188	BSABS 2005-AC3 [2]	ALT-A 2005	0.03%	\$13		\$13
189	BSABS 2005-AC7 [Total]	ALT-A 2005	0.27%	\$222		\$222
190	BSABS 2006-SD2 [Total]	Subprime 2006	0.08%	\$98		\$98
191	BSABS 2007-SD2 [2NEG]	Subprime 2007	0.01%	\$3		\$3
192	BSABS 2007-SD2 [2NO_NEG]	Subprime 2007	0.01%	\$9		\$9
193	BSABS 2007-SD2 [I]	Subprime 2007	0.01%	\$9		\$9
194	BSABS 2007-SD3 [A]	Subprime 2007	0.71%	\$1,199	FGIC	\$1,199
195	BSABS 2007-SD3 [F]	Subprime 2007	0.71%	\$746	FGIC	\$746
196	BSARM 2001-4 [1]	Prime 2001	51.63%	\$1,211		\$1,211
197	BSARM 2001-4 [2]	Prime 2001	51.63%	\$263		\$263
198	BSARM 2002-11 [1]	Prime 2002	18.40%	\$236		\$236
199	BSARM 2002-11 [2]	Prime 2002	18.40%	\$304		\$304
200	BSARM 2002-11 [3]	Prime 2002	18.40%	\$23		\$23
201	BSARM 2002-11 [4]	Prime 2002	18.40%	\$29		\$29
202	BSARM 2002-11 [I]1	Prime 2002	18.40%	\$72		\$72
203	BSARM 2002-11 [I]2	Prime 2002	18.40%	\$120		\$120



A		B		C		D		E		F	
Name		Cohort		GMACM Servicer %		GMACM Claim		Insurer		GMACM Recognized Claim	
1	BSARM 2003-1 [1]	Prime 2003	5.04%	\$100							\$100
204	BSARM 2003-1 [2]	Prime 2003	5.04%	\$47							\$47
205	BSARM 2003-1 [3]	Prime 2003	5.04%	\$80							\$80
206	BSARM 2003-1 [4]	Prime 2003	5.04%	\$11							\$11
207	BSARM 2003-1 [5]	Prime 2003	5.04%	\$70							\$70
208	BSARM 2003-1 [6]	Prime 2003	5.04%	\$107							\$107
209	BSARM 2003-1 [7]	Prime 2003	5.04%	\$31							\$31
210	BSARM 2003-1 [8]	Prime 2003	5.04%	\$11							\$11
211	BSARM 2003-3 [1]	Prime 2003	26.07%	\$50							\$50
212	BSARM 2003-3 [2]	Prime 2003	26.07%	\$346							\$346
213	BSARM 2003-3 [3]	Prime 2003	26.07%	\$682							\$682
214	BSARM 2003-3 [4]	Prime 2003	26.07%	\$122							\$122
215	BSARM 2003-4 [1]	Prime 2003	5.43%	\$24							\$24
216	BSARM 2003-4 [2]	Prime 2003	5.43%	\$120							\$120
217	BSARM 2003-4 [3]	Prime 2003	5.43%	\$123							\$123
218	BSARM 2003-5 [1-1]	Prime 2003	4.00%	\$81							\$81
219	BSARM 2003-5 [1-2]	Prime 2003	4.00%	\$108							\$108
220	BSARM 2003-5 [1-3]	Prime 2003	4.00%	\$60							\$60
221	BSARM 2003-5 [1]	Prime 2003	4.00%	\$215							\$215
222	BSARM 2003-6 [1-1]	Prime 2003	2.88%	\$59							\$59
223	BSARM 2003-6 [1-2]	Prime 2003	2.88%	\$107							\$107
224	BSARM 2003-6 [1-3]	Prime 2003	2.88%	\$25							\$25
225	BSARM 2003-6 [1]	Prime 2003	2.88%	\$99							\$99
226	BSARM 2003-7 [1]	Prime 2003	1.94%	\$20							\$20
227	BSARM 2003-7 [2]	Prime 2003	1.94%	\$71							\$71
228	BSARM 2003-7 [3]	Prime 2003	1.94%	\$26							\$26
229	BSARM 2003-7 [4]	Prime 2003	1.94%	\$161							\$161
230	BSARM 2003-7 [5]	Prime 2003	1.94%	\$31							\$31
231	BSARM 2003-7 [6]	Prime 2003	1.94%	\$156							\$156
232	BSARM 2003-7 [7]	Prime 2003	1.94%	\$27							\$27
233	BSARM 2003-7 [8]	Prime 2003	1.94%	\$22							\$22
234	BSARM 2003-7 [9]	Prime 2003	1.94%	\$113							\$113
235	BSARM 2004-1 [1-1]	Prime 2004	0.32%	\$24							\$24
236	BSARM 2004-1 [1-2]	Prime 2004	0.32%	\$45							\$45
237	BSARM 2004-1 [1-3]	Prime 2004	0.32%	\$10							\$10
238	BSARM 2004-1 [1-4]	Prime 2004	0.32%	\$9							\$9
239	BSARM 2004-1 [1-5]	Prime 2004	0.32%	\$17							\$17
240	BSARM 2004-1 [1-6]	Prime 2004	0.32%	\$5							\$5
241	BSARM 2004-1 [1-7]	Prime 2004	0.32%	\$9							\$9
242	BSARM 2004-1 [1-1]	Prime 2004	0.32%	\$33							\$33
243	BSARM 2004-1 [1-2]	Prime 2004	0.32%	\$3							\$3
244	BSARM 2004-1 [1-3]	Prime 2004	0.32%	\$3							\$3
245	BSARM 2004-10 [1]	Prime 2004	19.58%	\$2,551							\$2,551
246	BSARM 2004-10 [2]	Prime 2004	19.58%	\$4,518							\$4,518
247	BSARM 2004-10 [3]	Prime 2004	19.58%	\$1,417							\$1,417
248	BSARM 2004-10 [4]	Prime 2004	19.58%	\$1,952							\$1,952
249	BSARM 2004-10 [5]	Prime 2004	19.58%	\$2,097							\$2,097
250	BSARM 2004-10 [1]	Prime 2004	19.58%	\$2,598							\$2,598
251	BSARM 2004-10 [1]	Prime 2004	19.58%	\$779							\$779
252	BSARM 2004-10 [1]	Prime 2004	19.58%	\$1,799							\$1,799
253	BSARM 2004-10 [1]	Prime 2004	19.58%	\$903							\$903
254	BSARM 2004-10 [1]	Prime 2004	19.58%	\$903							\$903

A	B	C	D	E	F
Name	Cohort	GMACM Servicer %	GMACM Claim	Insurer	GMACM Recognized Claim
1					
255	BSARM 2004-10 [III2]	Prime 2004	19.58%	\$1,427	\$1,427
256	BSARM 2004-12 [1]	Prime 2004	38.54%	\$10,077	\$10,077
257	BSARM 2004-12 [2]	Prime 2004	38.54%	\$25,736	\$25,736
258	BSARM 2004-12 [3]	Prime 2004	38.54%	\$2,615	\$2,615
259	BSARM 2004-12 [4]	Prime 2004	38.54%	\$1,968	\$1,968
260	BSARM 2004-5 [1]	Prime 2004	100.00%	\$3,138	\$3,138
261	BSARM 2004-5 [2]	Prime 2004	100.00%	\$14,054	\$14,054
262	BSARM 2004-5 [3]	Prime 2004	100.00%	\$1,654	\$1,654
263	BSARM 2004-5 [4]	Prime 2004	100.00%	\$1,116	\$1,116
264	BSARM 2004-9 [1]	Prime 2004	72.17%	\$2,116	\$2,116
265	BSARM 2004-9 [2]	Prime 2004	72.17%	\$5,679	\$5,679
266	BSARM 2004-9 [3]	Prime 2004	72.17%	\$1,496	\$1,496
267	BSARM 2004-9 [4]	Prime 2004	72.17%	\$499	\$499
268	BSARM 2004-9 [5]	Prime 2004	72.17%	\$7,013	\$7,013
269	BSARM 2004-9 [6]	Prime 2004	72.17%	\$907	\$907
270	BSARM 2004-9 [7]	Prime 2004	72.17%	\$3,384	\$3,384
271	BSARM 2005-11 [1]	Prime 2005	70.51%	\$1,484	\$1,484
272	BSARM 2005-11 [2]	Prime 2005	70.51%	\$4,361	\$4,361
273	BSARM 2005-11 [3]	Prime 2005	70.51%	\$3,122	\$3,122
274	BSARM 2005-11 [4]	Prime 2005	70.51%	\$4,125	\$4,125
275	BSARM 2005-11 [5]	Prime 2005	70.51%	\$5,476	\$5,476
276	BSARM 2005-12 [I-1]	Prime 2005	8.76%	\$2,846	\$2,846
277	BSARM 2005-12 [I-2]	Prime 2005	8.76%	\$6,221	\$6,221
278	BSARM 2005-12 [I-3]	Prime 2005	8.76%	\$2,542	\$2,542
279	BSARM 2005-12 [II-1]	Prime 2005	8.76%	\$531	\$531
280	BSARM 2005-12 [II-2]	Prime 2005	8.76%	\$1,249	\$1,249
281	BSARM 2005-12 [II-3]	Prime 2005	8.76%	\$2,497	\$2,497
282	BSARM 2005-12 [II-4]	Prime 2005	8.76%	\$374	\$374
283	BSARM 2005-12 [II-5]	Prime 2005	8.76%	\$623	\$623
284	BSARM 2006-2 [1]	Prime 2006	0.36%	\$38	\$38
285	BSARM 2006-2 [2]	Prime 2006	0.36%	\$411	\$411
286	BSARM 2006-2 [3]	Prime 2006	0.36%	\$145	\$145
287	BSARM 2006-2 [4]	Prime 2006	0.36%	\$203	\$203
288	CMLTI 2004-2 [1]	Prime 2004	1.72%	\$40	\$40
289	CMLTI 2004-2 [2]	Prime 2004	1.72%	\$11	\$11
290	CMLTI 2004-HYB4 [1]	ALT-A 2004	21.30%	\$1,156	\$1,156
291	CMLTI 2004-HYB4 [2]	ALT-A 2004	21.30%	\$560	\$560
292	CMLTI 2004-HYB4 [3]	ALT-A 2004	21.30%	\$2,507	\$2,507
293	CMLTI 2004-HYB4 [4]	ALT-A 2004	21.30%	\$2,211	\$2,211
294	CMLTI 2005-1 [I]	ALT-A 2005	24.89%	\$2,721	\$2,721
295	CMLTI 2005-1 [II-1]	ALT-A 2005	24.89%	\$3,022	\$3,022
296	CMLTI 2005-1 [II-2]	ALT-A 2005	24.89%	\$2,292	\$2,292
297	CMLTI 2005-1 [III]	ALT-A 2005	24.89%	\$2,749	\$2,749
298	CMLTI 2005-2 [I]	ALT-A 2005	0.01%	\$0	\$0
299	CMLTI 2005-2 [I2]	ALT-A 2005	0.01%	\$2	\$2
300	CMLTI 2005-2 [I3]	ALT-A 2005	0.01%	\$1	\$1
301	CMLTI 2005-2 [I4]	ALT-A 2005	0.01%	\$2	\$2
302	CMLTI 2005-2 [I5]	ALT-A 2005	0.01%	\$1	\$1
303	CMLTI 2005-2 [II1]	ALT-A 2005	0.01%	\$0	\$0
304	CMLTI 2005-2 [II2]	ALT-A 2005	0.01%	\$0	\$0
305	CMLTI 2005-3 [I]	ALT-A 2005	6.02%	\$1,290	\$1,290

A	B	C	D	E	F
Name	Cohort	GMACM Servicer %	GMACM Claim	Insurer	GMACM Recognized Claim
306	GMLTI 2005-3 [II-1]	ALT-A 2005	6.02%	\$927	\$927
307	GMLTI 2005-3 [II-2]	ALT-A 2005	6.02%	\$6,077	\$6,077
308	GMLTI 2005-3 [II-3]	ALT-A 2005	6.02%	\$1,260	\$1,260
309	GMLTI 2005-3 [II-4]	ALT-A 2005	6.02%	\$3,316	\$3,316
310	GMLTI 2005-3 [III]	ALT-A 2005	6.02%	\$1,335	\$1,335
311	GMLTI 2005-5 [I-1]	ALT-A 2005	58.96%	\$2,010	\$2,010
312	GMLTI 2005-5 [I-2]	ALT-A 2005	58.96%	\$8,058	\$8,058
313	GMLTI 2005-5 [I-3]	ALT-A 2005	58.96%	\$2,796	\$2,796
314	GMLTI 2005-5 [I-4]	ALT-A 2005	58.96%	\$8,461	\$8,461
315	GMLTI 2005-5 [I-5]	ALT-A 2005	58.96%	\$1,674	\$1,674
316	GMLTI 2005-5 [II-1]	ALT-A 2005	58.96%	\$22,737	\$22,737
317	GMLTI 2005-5 [II-2]	ALT-A 2005	58.96%	\$2,690	\$2,690
318	GMLTI 2005-5 [II-3]	ALT-A 2005	58.96%	\$5,718	\$5,718
319	GMLTI 2005-5 [III-1]	ALT-A 2005	58.96%	\$12,904	\$12,904
320	GMLTI 2005-5 [III-2]	ALT-A 2005	58.96%	\$5,657	\$5,657
321	GMLTI 2005-5 [III-3]	ALT-A 2005	58.96%	\$14,286	\$14,286
322	GMLTI 2005-5 [III-4]	ALT-A 2005	58.96%	\$7,750	\$7,750
323	GMLTI 2005-5 [III-5]	ALT-A 2005	58.96%	\$7,397	\$7,397
324	GMLTI 2005-8 [I-1]	Prime 2005	3.33%	\$296	\$296
325	GMLTI 2005-8 [I-2]	Prime 2005	3.33%	\$213	\$213
326	GMLTI 2005-8 [I-3]	Prime 2005	3.33%	\$500	\$500
327	GMLTI 2005-8 [I-4]	Prime 2005	3.33%	\$1,324	\$1,324
328	GMLTI 2005-8 [II]	Prime 2005	3.33%	\$1,178	\$1,178
329	GMLTI 2005-8 [III]	Prime 2005	3.33%	\$416	\$416
330	GMLTI 2005-SHL1 [1A]	Subprime 2005	9.00%	\$2,802	\$2,802
331	GMLTI 2005-SHL1 [1F]	Subprime 2005	9.00%	\$4,329	\$4,329
332	GMLTI 2005-SHL1 [2]	Subprime 2005	9.00%	\$244	\$244
333	GMLTI 2006-4 [1]	ALT-A 2006	0.07%	\$8	\$8
334	GMLTI 2006-4 [2]	ALT-A 2006	0.07%	\$32	\$32
335	GMLTI 2006-AR3 [1-1]	Prime 2006	0.22%	\$137	\$137
336	GMLTI 2006-AR3 [1-2]	Prime 2006	0.22%	\$433	\$433
337	GMLTI 2006-AR3 [2-1]	Prime 2006	0.22%	\$45	\$45
338	GMLTI 2006-AR3 [2-2]	Prime 2006	0.22%	\$26	\$26
339	GMLTI 2006-AR3 [2-3]	Prime 2006	0.22%	\$135	\$135
340	GMLTI 2006-AR3 [2-4]	Prime 2006	0.22%	\$90	\$90
341	GMLTI 2007-AMC2 [1A_GE36]	Subprime 2007	25.68%	\$38,996	\$38,996
342	GMLTI 2007-AMC2 [1A_LE24]	Subprime 2007	25.68%	\$64,005	\$64,005
343	GMLTI 2007-AMC2 [1F]	Subprime 2007	25.68%	\$51,512	\$51,512
344	GMLTI 2007-AMC2 [2A_GE36]	Subprime 2007	25.68%	\$8,608	\$8,608
345	GMLTI 2007-AMC2 [2A_LE24]	Subprime 2007	25.68%	\$13,616	\$13,616
346	GMLTI 2007-AMC2 [2F]	Subprime 2007	25.68%	\$14,597	\$14,597
347	GMLTI 2007-AMC2 [3A_GE36]	Subprime 2007	25.68%	\$37,093	\$37,093
348	GMLTI 2007-AMC2 [3A_LE24]	Subprime 2007	25.68%	\$117,616	\$117,616
349	GMLTI 2007-AMC2 [3F]	Subprime 2007	25.68%	\$60,887	\$60,887
350	GMLTI 2007-AR1 [A]	ALT-A 2007	0.02%	\$70	\$70
351	GMLTI 2007-AR1 [F]	ALT-A 2007	0.02%	\$1	\$1

A		B		C		D		E		F	
Name	Cohort	GMACM Servicer %	GMACM Claim	Insurer	GMACM Recognized Claim						
352	GMLTI 2007-SHL1 [A]	Subprime 2007	5.00%	\$14,663	\$14,663						
353	GMLTI 2007-SHL1 [F]	Subprime 2007	5.00%	\$6,915	\$6,915						
354	CSFB 2002-34 [FOUR]	Prime 2002	5.31%	\$593	\$593						
355	CSFB 2002-34 [ONE]	Prime 2002	5.31%	\$560	\$560						
356	CSFB 2002-34 [THREE]	Prime 2002	5.31%	\$1,035	\$1,035						
357	CSFB 2002-34 [TWO]	Prime 2002	5.31%	\$516	\$516						
358	CSFB 2002-AR33 [FIVE]	ALT-A 2002	3.62%	\$45	\$45						
359	CSFB 2002-AR33 [FOUR]	ALT-A 2002	3.62%	\$13	\$13						
360	CSFB 2002-AR33 [ONE]	ALT-A 2002	3.62%	\$28	\$28						
361	CSFB 2002-AR33 [THREE]	ALT-A 2002	3.62%	\$141	\$141						
362	CSFB 2002-AR33 [TWO]	ALT-A 2002	3.62%	\$34	\$34						
363	CSFB 2003-23 [EIGHT]	Prime 2003	9.70%	\$233	\$233						
364	CSFB 2003-23 [FIVE]	Prime 2003	9.70%	\$704	\$704						
365	CSFB 2003-23 [FOUR]	Prime 2003	9.70%	\$428	\$428						
366	CSFB 2003-23 [ONE]	Prime 2003	9.70%	\$1,648	\$1,648						
367	CSFB 2003-23 [SEVEN]	Prime 2003	9.70%	\$179	\$179						
368	CSFB 2003-23 [SIX]	Prime 2003	9.70%	\$546	\$546						
369	CSFB 2003-23 [THREE]	Prime 2003	9.70%	\$1,437	\$1,437						
370	CSFB 2003-23 [TWO]	Prime 2003	9.70%	\$778	\$778						
371	CSFB 2005-10 [1]	Prime 2005	3.03%	\$615	\$615						
372	CSFB 2005-10 [10]	Prime 2005	3.03%	\$719	\$719						
373	CSFB 2005-10 [11]	Prime 2005	3.03%	\$282	\$282						
374	CSFB 2005-10 [12]	Prime 2005	3.03%	\$303	\$303						
375	CSFB 2005-10 [2]	Prime 2005	3.03%	\$622	\$622						
376	CSFB 2005-10 [3]	Prime 2005	3.03%	\$740	\$740						
377	CSFB 2005-10 [4]	Prime 2005	3.03%	\$333	\$333						
378	CSFB 2005-10 [5]	Prime 2005	3.03%	\$1,318	\$1,318						
379	CSFB 2005-10 [6]	Prime 2005	3.03%	\$1,257	\$1,257						
380	CSFB 2005-10 [7]	Prime 2005	3.03%	\$117	\$117						
381	CSFB 2005-10 [8]	Prime 2005	3.03%	\$328	\$328						
382	CSFB 2005-10 [9]	Prime 2005	3.03%	\$280	\$280						
383	CSFB 2005-11 [1]	Prime 2005	3.02%	\$301	\$301						
384	CSFB 2005-11 [2]	Prime 2005	3.02%	\$429	\$429						
385	CSFB 2005-11 [3]	Prime 2005	3.02%	\$219	\$219						
386	CSFB 2005-11 [4]	Prime 2005	3.02%	\$284	\$284						
387	CSFB 2005-11 [5]	Prime 2005	3.02%	\$555	\$555						
388	CSFB 2005-11 [6]	Prime 2005	3.02%	\$543	\$543						
389	CSFB 2005-11 [7]	Prime 2005	3.02%	\$421	\$421						
390	CSFB 2005-11 [8]	Prime 2005	3.02%	\$816	\$816						
391	CSFB 2005-12 [1]	ALT-A 2005	2.16%	\$392	\$392						
392	CSFB 2005-12 [2]	ALT-A 2005	2.16%	\$793	\$793						
393	CSFB 2005-12 [3]	ALT-A 2005	2.16%	\$799	\$799						
394	CSFB 2005-12 [4]	ALT-A 2005	2.16%	\$1,736	\$1,736						
395	CSFB 2005-12 [5]	ALT-A 2005	2.16%	\$889	\$889						
396	CSFB 2005-12 [6]	ALT-A 2005	2.16%	\$1,153	\$1,153						
397	CSFB 2005-12 [7]	ALT-A 2005	2.16%	\$794	\$794						
398	CSFB 2005-12 [8]	ALT-A 2005	2.16%	\$201	\$201						
399	CSFB 2005-3 [1]	Prime 2005	27.68%	\$1,683	\$1,683						
400	CSFB 2005-3 [2]	Prime 2005	27.68%	\$1,388	\$1,388						
401	CSFB 2005-3 [3]	Prime 2005	27.68%	\$8,890	\$8,890						
402	CSFB 2005-3 [4]	Prime 2005	27.68%	\$714	\$714						

A		B	C	D	E	F
Name		Cohort	GMACM Servicer %	GMACM Claim	Insurer	GMACM Recognized Claim
1						
403	CSFB 2005-3 [5]	Prime 2005	27.68%	\$1,803		\$1,803
404	CSFB 2005-3 [6]	Prime 2005	27.68%	\$1,859		\$1,859
405	CSFB 2005-3 [7]	Prime 2005	27.68%	\$1,600		\$1,600
406	CSFB 2005-4 [1]	Prime 2005	15.77%	\$1,779		\$1,779
407	CSFB 2005-4 [2]	Prime 2005	15.77%	\$2,458		\$2,458
408	CSFB 2005-4 [3]	Prime 2005	15.77%	\$2,438		\$2,438
409	CSFB 2005-5 [1]	Prime 2005	2.54%	\$128		\$128
410	CSFB 2005-5 [2]	Prime 2005	2.54%	\$263		\$263
411	CSFB 2005-5 [3]	Prime 2005	2.54%	\$138		\$138
412	CSFB 2005-5 [4]	Prime 2005	2.54%	\$92		\$92
413	CSFB 2005-5 [5]	Prime 2005	2.54%	\$56		\$56
414	CSFB 2005-5 [6]	Prime 2005	2.54%	\$94		\$94
415	CSFB 2005-5 [7]	Prime 2005	2.54%	\$131		\$131
416	CSFB 2005-6 [1]	Prime 2005	5.02%	\$1,528		\$1,528
417	CSFB 2005-6 [2]	Prime 2005	5.02%	\$181		\$181
418	CSFB 2005-6 [3]	Prime 2005	5.02%	\$400		\$400
419	CSFB 2005-6 [4]	Prime 2005	5.02%	\$507		\$507
420	CSFB 2005-6 [5]	Prime 2005	5.02%	\$1,067		\$1,067
421	CSFB 2005-6 [6]	Prime 2005	5.02%	\$477		\$477
422	CSFB 2005-6 [7]	Prime 2005	5.02%	\$477		\$477
423	CSFB 2005-6 [8]	Prime 2005	5.02%	\$291		\$291
424	CSFB 2005-6 [9]	Prime 2005	5.02%	\$341		\$341
425	CSFB 2005-8 [1]	ALT-A 2005	3.33%	\$1,225		\$1,225
426	CSFB 2005-8 [2]	ALT-A 2005	3.33%	\$648		\$648
427	CSFB 2005-8 [3]	ALT-A 2005	3.33%	\$1,475		\$1,475
428	CSFB 2005-8 [4]	ALT-A 2005	3.33%	\$301		\$301
429	CSFB 2005-8 [5]	ALT-A 2005	3.33%	\$768		\$768
430	CSFB 2005-8 [6]	ALT-A 2005	3.33%	\$131		\$131
431	CSFB 2005-8 [7]	ALT-A 2005	3.33%	\$860		\$860
432	CSFB 2005-8 [8]	ALT-A 2005	3.33%	\$535		\$535
433	CSFB 2005-8 [9]	ALT-A 2005	3.33%	\$1,164		\$1,164
434	CSFB 2005-9 [1]	ALT-A 2005	2.60%	\$959		\$959
435	CSFB 2005-9 [2]	ALT-A 2005	2.60%	\$478		\$478
436	CSFB 2005-9 [3]	ALT-A 2005	2.60%	\$482		\$482
437	CSFB 2005-9 [4]	ALT-A 2005	2.60%	\$544		\$544
438	CSFB 2005-9 [5]	ALT-A 2005	2.60%	\$1,163		\$1,163
439	CSMC 2006-1 [1]	Prime 2006	0.19%	\$115		\$115
440	CSMC 2006-1 [2]	Prime 2006	0.19%	\$31		\$31
441	CSMC 2006-1 [3]	Prime 2006	0.19%	\$56		\$56
442	CSMC 2006-1 [4]	Prime 2006	0.19%	\$38		\$38
443	CSMC 2006-1 [5]	Prime 2006	0.19%	\$76		\$76
444	CSMC 2006-8 [1]	Prime 2006	2.50%	\$2,012		\$2,012
445	CSMC 2006-8 [2]	Prime 2006	2.50%	\$176		\$176
446	CSMC 2006-9 [1]	ALT-A 2006	0.09%	\$71		\$71
447	CSMC 2006-9 [2A]	ALT-A 2006	0.09%	\$53		\$53
448	CSMC 2006-9 [2B]	ALT-A 2006	0.09%	\$36		\$36
449	CSMC 2007-6 [Total]	ALT-A 2007	0.49%	\$799		\$799
450	CSMC 2007-7 [1]	Prime 2007	0.21%	\$84		\$84
451	CSMC 2007-7 [2]	Prime 2007	0.21%	\$68		\$68
452	CSMC 2007-7 [3]	Prime 2007	0.21%	\$20		\$20
453	DBALT 2003-2XS [Total]	ALT-A 2003	95.38%	\$29,435		\$29,435

A	B	C	D	E	F
Name	Cohort	GMACM Servicer %	GMACM Claim	Insurer	GMACM Recognized Claim
1					
454	DBALT 2003-4XS [Total]	84.05%	\$20,118		\$0
455	DBALT 2005-3 [1]	2.59%	\$80	MBIA	\$80
456	DBALT 2005-3 [2]	2.59%	\$77		\$77
457	DBALT 2005-3 [3]	2.59%	\$57		\$57
458	DBALT 2005-3 [4]	2.59%	\$1,012		\$1,012
459	DBALT 2005-3 [5]	2.59%	\$121		\$121
460	DBALT 2005-4 [Total]	48.82%	\$30,202		\$30,202
461	DBALT 2005-5 [1]	52.13%	\$39,251		\$39,251
462	DBALT 2005-5 [2]	52.13%	\$31,333		\$31,333
463	DBALT 2005-6 [1]	61.14%	\$40,028		\$40,028
464	DBALT 2005-6 [2]	61.14%	\$52,056		\$52,056
465	DBALT 2005-AR1 [1]	50.36%	\$28,151		\$28,151
466	DBALT 2005-AR1 [2]	50.36%	\$9,306		\$9,306
467	DBALT 2005-AR2 [1]	28.39%	\$7,615		\$7,615
468	DBALT 2005-AR2 [2]	28.39%	\$3,736		\$3,736
469	DBALT 2005-AR2 [3]	28.39%	\$3,508		\$3,508
470	DBALT 2005-AR2 [4]	28.39%	\$7,236		\$7,236
471	DBALT 2005-AR2 [5]	28.39%	\$5,325		\$5,325
472	DBALT 2005-AR2 [6]	28.39%	\$2,693		\$2,693
473	DBALT 2005-AR2 [7]	28.39%	\$2,237		\$2,237
474	DBALT 2006-AB1 [Total]	14.64%	\$38,623	FSA	\$0
475	DBALT 2006-AB3 [Total]	1.45%	\$3,980	FSA	\$0
476	DBALT 2006-AF1 [A]	41.00%	\$121,412		\$121,412
477	DBALT 2006-AF1 [F]	41.00%	\$38,435		\$38,435
478	DBALT 2006-AR1 [1]	33.11%	\$60,258		\$60,258
479	DBALT 2006-AR1 [2]	33.11%	\$6,859		\$6,859
480	DBALT 2006-AR1 [3]	33.11%	\$19,379		\$19,379
481	DBALT 2006-AR1 [4]	33.11%	\$9,689		\$9,689
482	DBALT 2006-AR1 [5]	33.11%	\$3,762		\$3,762
483	DBALT 2006-AR2 [Total]	46.14%	\$104,986		\$104,986
484	DBALT 2006-AR3 [Total]	79.69%	\$488,221		\$488,221
485	DBALT 2006-AR5 [I]	57.98%	\$412,396		\$412,396
486	DBALT 2006-AR5 [II1]	57.98%	\$9,212		\$9,212
487	DBALT 2006-AR5 [II2]	57.98%	\$11,191		\$11,191
488	DBALT 2006-AR5 [II3]	57.98%	\$17,920		\$17,920
489	DBALT 2006-AR6 [Total]	65.68%	\$587,334		\$587,334
490	DBALT 2006-OA1 [Total]	6.11%	\$25,097		\$25,097
491	DBALT 2007-1 [IA]	38.32%	\$199,687		\$199,687
492	DBALT 2007-1 [IF]	38.32%	\$203,903		\$203,903
493	DBALT 2007-1 [IIA]	38.32%	\$23,365		\$23,365
494	DBALT 2007-1 [IIF]	38.32%	\$16,469		\$16,469
495	DBALT 2007-3 [1]	94.63%	\$118,392		\$118,392
496	DBALT 2007-3 [2]	94.63%	\$273,873		\$273,873
497	DBALT 2007-AR3 [I]	25.88%	\$124,115	MBIA	\$0
498	DBALT 2007-AR3 [IIA]	25.88%	\$189,132		\$189,132
499	DBALT 2007-AR3 [IIF]	25.88%	\$45,574		\$45,574
500	DBALT 2007-OA2 [Total]	11.92%	\$28,338		\$28,338
501	DBALT 2007-OA3 [1]	32.60%	\$35,069		\$35,069
502	DBALT 2007-OA3 [2]	32.60%	\$81,056		\$81,056
503	DBALT 2007-OA3 [3]	32.60%	\$12,839		\$12,839
504	DBALT 2007-OA3 [4]	32.60%	\$54,210		\$54,210

A		B		C		D		E		F	
Name		Cohort		GMACM Servicer %		GMACM Claim		Insurer		GMACM Recognized Claim	
1											
505	DBALT 2007-OA4 [1]	Pay Option ARM 2007		13.87%	\$113,181						\$113,181
506	DBALT 2007-OA4 [2]	Pay Option ARM 2007		13.87%	\$13,991						\$13,991
507	DBALT 2007-OA4 [3]	Pay Option ARM 2007		13.87%	\$18,371						\$18,371
508	DBALT 2007-OA5 [Total]	Pay Option ARM 2007		97.59%	\$142,719						\$142,719
509	DMSI 2004-1 [ONE]	ALT-A 2004		55.58%	\$2,654						\$2,654
510	DMSI 2004-1 [THREE]	ALT-A 2004		55.58%	\$12,929						\$12,929
511	DMSI 2004-1 [TWO]	ALT-A 2004		55.58%	\$4,830						\$4,830
512	DMSI 2004-2 [Total]	ALT-A 2004		30.30%	\$7,078						\$7,078
513	DMSI 2004-4 [1]	ALT-A 2004		6.46%	\$1,210						\$1,210
514	DMSI 2004-4 [21]	ALT-A 2004		6.46%	\$995						\$995
515	DMSI 2004-4 [22]	ALT-A 2004		6.46%	\$875						\$875
516	DMSI 2004-4 [3]	ALT-A 2004		6.46%	\$585						\$585
517	DMSI 2004-4 [4]	ALT-A 2004		6.46%	\$308						\$308
518	DMSI 2004-4 [5]	ALT-A 2004		6.46%	\$319						\$319
519	DMSI 2004-4 [6]	ALT-A 2004		6.46%	\$146						\$146
520	DMSI 2004-4 [71]	ALT-A 2004		6.46%	\$229						\$229
521	DMSI 2004-4 [72]	ALT-A 2004		6.46%	\$639						\$639
522	DMSI 2004-5 [Total]	ALT-A 2004		38.89%	\$33,125			FGIC			\$33,125
523	FWRMT 2003-A [Total]	2003		50.00%	\$928						\$928
524	FNBA 2004-AR1 [Total]	ALT-A 2004		100.00%	\$34,860						\$34,860
525	FNR 2002-66 [FIVE]	Subprime 2002		4.50%	\$1,297			FNMA/FNMA (Agency Wrap)			\$0
526	FNR 2002-66 [FOUR]	Subprime 2002		4.50%	\$1,832			FNMA/FNMA (Agency Wrap)			\$0
527	FNR 2002-66 [ONE]	Subprime 2002		4.50%	\$7,395			FNMA/FNMA (Agency Wrap)			\$0
528	GMACM 2000-HE2 [1HEL]	Second Lien 2000		100.00%	\$6,104			MBIA			\$0
529	GMACM 2000-HE2 [1HELOC]	Second Lien 2000		100.00%	\$20,376			MBIA			\$0
530	GMACM 2000-HE2 [2HEL]	Second Lien 2000		100.00%	\$342			MBIA			\$0
531	GMACM 2000-HE2 [2HELOC]	Second Lien 2000		100.00%	\$3,470			MBIA			\$0
532	GMACM 2000-HE4 [1HEL]	Second Lien 2000		100.00%	\$3,647			MBIA			\$0
533	GMACM 2000-HE4 [1HELOC]	Second Lien 2000		100.00%	\$9,398			MBIA			\$0
534	GMACM 2000-HE4 [2HEL]	Second Lien 2000		100.00%	\$326			MBIA			\$0
535	GMACM 2000-HE4 [2HELOC]	Second Lien 2000		100.00%	\$2,510			MBIA			\$0
536	GMACM 2002-HE3 [Total]	Second Lien 2002		100.00%	\$25,825			MBIA			\$0
537	GMACM 2003-AR1 [1]	Prime 2003		100.00%	\$7,513			MBIA			\$7,513
538	GMACM 2003-AR1 [2]	Prime 2003		100.00%	\$2,448			MBIA			\$2,448
539	GMACM 2003-AR2 [1]	Prime 2003		100.00%	\$1,233			MBIA			\$1,233
540	GMACM 2003-AR2 [2]	Prime 2003		100.00%	\$3,276			MBIA			\$3,276
541	GMACM 2003-AR2 [3]	Prime 2003		100.00%	\$2,824			MBIA			\$2,824
542	GMACM 2003-AR2 [4]	Prime 2003		100.00%	\$2,964			MBIA			\$2,964
543	GMACM 2003-GH1 [1]	Subprime 2003		100.00%	\$26,477			MBIA - Insurer Exception			\$26,477
544	GMACM 2003-GH1 [2]	Subprime 2003		100.00%	\$4,300			MBIA - Insurer Exception			\$4,300
545	GMACM 2003-GH1 [3]	Subprime 2003		100.00%	\$2,647			MBIA - Insurer Exception			\$2,647
546	GMACM 2003-GH2 [1A]	Subprime 2003		100.00%	\$4,618			MBIA - Insurer Exception			\$4,618
547	GMACM 2003-GH2 [1F]	Subprime 2003		100.00%	\$25,122			MBIA - Insurer Exception			\$25,122
548	GMACM 2003-GH2 [2A]	Subprime 2003		100.00%	\$2,166			MBIA - Insurer Exception			\$2,166
549	GMACM 2003-GH2 [2F]	Subprime 2003		100.00%	\$7,995			MBIA - Insurer Exception			\$7,995
550	GMACM 2003-J10 [Total]	Prime 2003		100.00%	\$2,797			MBIA - Insurer Exception			\$2,797
551	GMACM 2003-J5 [Total]	Prime 2003		100.00%	\$1,968			MBIA - Insurer Exception			\$1,968
552	GMACM 2003-J6 [Total]	Prime 2003		100.00%	\$6,092			MBIA - Insurer Exception			\$6,092

A		B		C		D		E		F	
Name	Cohort	GMACM Servicer %	GMACM Claim	Insurer	GMACM Recognized Claim						
553	GMACM 2003-17 [Total]	100.00%	\$6,901		\$6,901						
554	GMACM 2003-18 [Total]	100.00%	\$8,902		\$8,902						
555	GMACM 2003-19 [Total]	100.00%	\$11,469		\$11,469						
556	GMACM 2004-AR1 [1]	100.00%	\$2,304		\$2,304						
557	GMACM 2004-AR1 [2]	100.00%	\$10,597		\$10,597						
558	GMACM 2004-AR1 [3]	100.00%	\$1,696		\$1,696						
559	GMACM 2004-AR1 [4]	100.00%	\$4,369		\$4,369						
560	GMACM 2004-AR1 [II1]	100.00%	\$585		\$585						
561	GMACM 2004-AR1 [II2]	100.00%	\$2,719		\$2,719						
562	GMACM 2004-AR1 [II3]	100.00%	\$443		\$443						
563	GMACM 2004-AR1 [II4]	100.00%	\$1,152		\$1,152						
564	GMACM 2004-AR2 [1]	100.00%	\$2,032		\$2,032						
565	GMACM 2004-AR2 [2]	100.00%	\$5,591		\$5,591						
566	GMACM 2004-AR2 [3]	100.00%	\$9,104		\$9,104						
567	GMACM 2004-AR2 [4]	100.00%	\$2,886		\$2,886						
568	GMACM 2004-AR2 [5]	100.00%	\$2,767		\$2,767						
569	GMACM 2004-GH1 [Total]	100.00%	\$44,352		\$44,352						
570	GMACM 2004-HE2 [Total]	100.00%	\$2,764	OLD REPUBLIC INSURANCE COMPANY (Pool Policy)	\$2,764						
571	GMACM 2004-J1 [Total]	100.00%	\$11,919	MBIA - Insurer Exception	\$11,919						
572	GMACM 2004-J2 [Total]	100.00%	\$15,485	MBIA - Insurer Exception	\$15,485						
573	GMACM 2004-J3 [Total]	100.00%	\$7,021		\$7,021						
574	GMACM 2004-J4 [Total]	100.00%	\$17,413		\$17,413						
575	GMACM 2004-J5 [Total]	100.00%	\$12,857		\$12,857						
576	GMACM 2004-J6 [1]	100.00%	\$1,577		\$1,577						
577	GMACM 2004-J6 [2]	100.00%	\$2,569		\$2,569						
578	GMACM 2005-AA1 [1]	100.00%	\$26,002		\$26,002						
579	GMACM 2005-AA1 [2]	100.00%	\$13,734		\$13,734						
580	GMACM 2005-AF1 [Total]	100.00%	\$31,157		\$31,157						
581	GMACM 2005-AF2 [Total]	100.00%	\$100,100		\$100,100						
582	GMACM 2005-AR1 [1]	100.00%	\$3,004		\$3,004						
583	GMACM 2005-AR1 [2]	100.00%	\$5,174		\$5,174						
584	GMACM 2005-AR1 [3]	100.00%	\$9,860		\$9,860						
585	GMACM 2005-AR1 [4]	100.00%	\$1,359		\$1,359						
586	GMACM 2005-AR1 [5]	100.00%	\$4,776		\$4,776						
587	GMACM 2005-AR2 [1]	100.00%	\$3,254		\$3,254						
588	GMACM 2005-AR2 [2]	100.00%	\$23,195		\$23,195						
589	GMACM 2005-AR2 [3]	100.00%	\$3,191		\$3,191						
590	GMACM 2005-AR2 [4]	100.00%	\$6,859		\$6,859						
591	GMACM 2005-AR3 [1]	100.00%	\$2,758		\$2,758						
592	GMACM 2005-AR3 [2]	100.00%	\$8,316		\$8,316						
593	GMACM 2005-AR3 [3]	100.00%	\$15,545		\$15,545						
594	GMACM 2005-AR3 [4]	100.00%	\$7,496		\$7,496						
595	GMACM 2005-AR3 [5]	100.00%	\$9,139		\$9,139						
596	GMACM 2005-AR4 [1]	100.00%	\$1,267		\$1,267						
597	GMACM 2005-AR4 [2]	100.00%	\$3,942		\$3,942						
598	GMACM 2005-AR4 [3]	100.00%	\$10,136		\$10,136						
599	GMACM 2005-AR4 [4]	100.00%	\$3,711		\$3,711						
600	GMACM 2005-AR4 [5]	100.00%	\$5,628		\$5,628						
601	GMACM 2005-AR5 [1]	100.00%	\$2,675		\$2,675						
602	GMACM 2005-AR5 [2]	100.00%	\$6,308		\$6,308						
603	GMACM 2005-AR5 [3]	100.00%	\$16,109		\$16,109						



A		B		C		D		E		F	
Name		Cohort		GMACM Servicer %		GMACM Claim		Insurer		GMACM Recognized Claim	
604	GMACM 2005-AR5 [4]	Prime 2005	100.00%	\$7,960							\$7,960
605	GMACM 2005-AR5 [5]	Prime 2005	100.00%	\$13,320							\$13,320
606	GMACM 2005-AR6 [1]	Prime 2005	100.00%	\$5,098							\$5,098
607	GMACM 2005-AR6 [2]	Prime 2005	100.00%	\$21,177							\$21,177
608	GMACM 2005-AR6 [3]	Prime 2005	100.00%	\$11,213							\$11,213
609	GMACM 2005-AR6 [4]	Prime 2005	100.00%	\$19,635							\$19,635
610	GMACM 2005-J1 [Total]	Prime 2005	100.00%	\$28,192							\$28,192
611	GMACM 2006-AR1 [1]	Prime 2006	100.00%	\$28,664							\$28,664
612	GMACM 2006-AR1 [2]	Prime 2006	100.00%	\$15,248							\$15,248
613	GMACM 2006-AR1 [3]	Prime 2006	100.00%	\$14,500							\$14,500
614	GMACM 2006-AR2 [1]	Prime 2006	100.00%	\$2,398							\$2,398
615	GMACM 2006-AR2 [2]	Prime 2006	100.00%	\$21,946							\$21,946
616	GMACM 2006-AR2 [3]	Prime 2006	100.00%	\$7,369							\$7,369
617	GMACM 2006-AR2 [4]	Prime 2006	100.00%	\$6,078							\$6,078
618	GMACM 2006-AR2 [5]	Prime 2006	100.00%	\$10,453							\$10,453
619	GMACM 2006-HE3 [Total]	CES 2006	100.00%	\$16,360					FGIC		\$16,360
620	GMACM 2006-HE5 [1]	CES 2006	100.00%	\$9,278					FGIC		\$9,278
621	GMACM 2006-HE5 [2]	CES 2006	100.00%	\$6,183					FGIC		\$6,183
622	GMACM 2006-HLTV1 [Total]	Second Lien 2006	100.00%	\$4,133					FGIC		\$4,133
623	GMACM 2006-J1 [Total]	Prime 2006	100.00%	\$38,475							\$38,475
624	GMACM 2007-HE2 [Total]	CES 2007	100.00%	\$11,636					FGIC		\$11,636
625	GMACM 2007-HE3 [1]	CES 2007	100.00%	\$1,290							\$1,290
626	GMACM 2007-HE3 [2]	CES 2007	100.00%	\$1,620							\$1,620
627	GMF 2005-HE4 [1]	Second Lien 2005	100.00%	\$13,827							\$13,827
628	GMF 2005-HE4 [2]	Second Lien 2005	100.00%	\$27,931							\$27,931
629	GMF 2006-AR4 [P0]	ALT-A 2006	1.23%	\$1,353							\$1,353
630	GMF 2006-AR4 [P1]	ALT-A 2006	1.23%	\$1,594							\$1,594
631	GMF 2006-AR4 [P2LT3]	ALT-A 2006	1.23%	\$21							\$21
632	GMF 2006-AR4 [P3GT]	ALT-A 2006	1.23%	\$2,640							\$2,640
633	GMF 2006-AR5 [1_A1]	ALT-A 2006	0.13%	\$157							\$157
634	GMF 2006-AR5 [1_A2]	ALT-A 2006	0.13%	\$236							\$236
635	GMF 2006-AR5 [1_A3]	ALT-A 2006	0.13%	\$2							\$2
636	GMF 2006-AR5 [1_A4]	ALT-A 2006	0.13%	\$205							\$205
637	GMF 2006-AR5 [2_A1]	ALT-A 2006	0.13%	\$7							\$7
638	GMF 2006-AR5 [2_A4]	ALT-A 2006	0.13%	\$126							\$126
639	GMF 2006-AR6 [1_NOPP]	ALT-A 2006	0.02%	\$22							\$22
640	GMF 2006-AR6 [1_PP1YR]	ALT-A 2006	0.02%	\$28							\$28
641	GMF 2006-AR6 [1_PP2YR]	ALT-A 2006	0.02%	\$0							\$0
642	GMF 2006-AR6 [1_PP3YR]	ALT-A 2006	0.02%	\$25							\$25
643	GMF 2006-AR6 [2_NOPP]	ALT-A 2006	0.02%	\$1							\$1
644	GMF 2006-AR6 [2_PP1YR]	ALT-A 2006	0.02%	\$0							\$0
645	GMF 2006-AR6 [2_PP3YR]	ALT-A 2006	0.02%	\$19							\$19
646	GMF 2006-AR7 [1_NOPP]	ALT-A 2006	1.49%	\$1,277					FSA		\$0
647	GMF 2006-AR7 [1_PP1YR]	ALT-A 2006	1.49%	\$1,873					FSA		\$0
648	GMF 2006-AR7 [1_PP2YR]	ALT-A 2006	1.49%	\$15					FSA		\$0
649	GMF 2006-AR7 [1_PP3YR]	ALT-A 2006	1.49%	\$1,880					FSA		\$0
650	GMF 2006-AR7 [2_PP1YR]	ALT-A 2006	1.49%	\$49							\$49
651	GMF 2006-AR7 [2_PP3YR]	ALT-A 2006	1.49%	\$1,150							\$1,150
652	GMF 2006-AR8 [1_NOPP]	ALT-A 2006	0.79%	\$361							\$361
653	GMF 2006-AR8 [1_PP1YR]	ALT-A 2006	0.79%	\$763							\$763
654	GMF 2006-AR8 [1_PP2YR]	ALT-A 2006	0.79%	\$10							\$10

A	B	C	D	E	F
Name	Cohort	GMACM Servicer %	GMACM Claim	Insurer	GMACM Recognized Claim
1					
655	GPMF 2006-AR8 [1_PP3YR]	0.79%	\$1,100		\$1,100
656	GPMF 2006-AR8 [2_NOPP]	0.79%	\$209		\$209
657	GPMF 2006-AR8 [2_PP3YR]	0.79%	\$202		\$202
658	GPMF 2007-AR2 [1_NOPPP]	27.58%	\$15,052		\$15,052
659	GPMF 2007-AR2 [1_PP1YR]	27.58%	\$20,921		\$20,921
660	GPMF 2007-AR2 [1_PP2YR]	27.58%	\$1,224		\$1,224
661	GPMF 2007-AR2 [1_PP3YR]	27.58%	\$31,918		\$31,918
662	GPMF 2007-AR2 [2_NOPPP]	27.58%	\$20,313		\$20,313
663	GPMF 2007-AR2 [2_PP1YR]	27.58%	\$29,772		\$29,772
664	GPMF 2007-AR2 [2_PP2YR]	27.58%	\$1,667		\$1,667
665	GPMF 2007-AR2 [2_PP3YR]	27.58%	\$31,461		\$31,461
666	GRCAP 1991-4 [Total]	4.50%	\$12		\$12
667	GSA 2005-9 [1]	19.48%	\$5,101		\$5,101
668	GSA 2005-9 [2]	19.48%	\$25,616		\$25,616
669	GSAMP 2004-SD1 [Total]	0.75%	\$482		\$482
670	GSAMP 2004-SEA1 [Total]	49.85%	\$18,529		\$18,529
671	GSMP 2003-2 [G1]	2.87%	\$1,415	FHLMC	\$0
672	GSMP 2003-2 [G2]	2.87%	\$887	FHLMC	\$0
673	GSMP 2003-2 [G3]	2.87%	\$802	FHLMC	\$0
674	GSMP 2003-2 [TWO]	2.87%	\$271	FHLMC	\$0
675	GSMP 2003-3 [1]	16.16%	\$6,000		\$6,000
676	GSMP 2003-3 [2]	16.16%	\$2,585		\$2,585
677	GSMP 2004-1 [ARM]	0.75%	\$26		\$0
678	GSMP 2004-1 [C1_CHASE]	0.75%	\$166	CHASE (Pool Policy)/FHLMC	\$0
	GSMP 2004-1				\$0
679	[C1_NONCHASE]	0.75%	\$349	FHLMC	\$0
680	GSMP 2004-1 [C2_CHASE]	0.75%	\$111	CHASE (Pool Policy)/FHLMC	\$0
	GSMP 2004-1				\$0
681	[C2_NONCHASE]	0.75%	\$122	FHLMC	\$0
682	GSMP 2004-1 [C3_CHASE]	0.75%	\$109	CHASE (Pool Policy)/FHLMC	\$0
	GSMP 2004-1				\$0
683	[C3_NONCHASE]	0.75%	\$96	FHLMC	\$0
684	GSMP 2004-3 [G1_CHASE]	4.54%	\$510	CHASE (Pool Policy)/FHLMC	\$0
	GSMP 2004-3				\$0
685	[G1_NONCHASE]	4.54%	\$2,228	FHLMC	\$0
686	GSMP 2004-3 [G2_CHASE]	4.54%	\$429	CHASE (Pool Policy)/FHLMC	\$0
	GSMP 2004-3				\$0
687	[G2_NONCHASE]	4.54%	\$1,868	FHLMC	\$0
688	GSMP 2004-3 [G3_CHASE]	4.54%	\$383	CHASE (Pool Policy)/FHLMC	\$0
	GSMP 2004-3				\$0
689	[G3_NONCHASE]	4.54%	\$1,158	FHLMC	\$0
690	GSMP 2004-3 [G4_CHASE]	4.54%	\$183	CHASE (Pool Policy)/FHLMC	\$0
	GSMP 2004-3				\$0
691	[G4_NONCHASE]	4.54%	\$1,579	FHLMC	\$0
692	GSMP 2004-3 [POOL2]	4.54%	\$777	FHLMC	\$0
693	GSMP 2004-4 [ONEA]	11.21%	\$27,426		\$27,426
694	GSMP 2004-4 [ONEB]	11.21%	\$5,023		\$5,023
695	GSMP 2004-4 [TWO]	11.21%	\$3,620		\$3,620
696	GSMP 2005-LT1 [A]	3.44%	\$909		\$909
697	GSMP 2005-LT1 [F]	3.44%	\$10,402		\$10,402
698	GSMP 2005-RP1 [ONEA]	1.35%	\$2,756		\$2,756
699	GSMP 2005-RP1 [ONEB]	1.35%	\$287		\$287
700	GSMP 2005-RP1 [TWO]	1.35%	\$373		\$373

A		B		C		D		E		F	
Name		Cohort		GMACM Servicer %		GMACM Claim		Insurer		GMACM Recognized Claim	
1											
701	GSMP5 2005-RP2 [ONEA]	Subprime 2005		2.36%		\$5,841					\$5,841
702	GSMP5 2005-RP2 [ONEB]	Subprime 2005		2.36%		\$556					\$556
703	GSMP5 2005-RP2 [TWO]	Subprime 2005		2.36%		\$444					\$444
704	GSMP5 2005-RP3 [ONEA]	Subprime 2005		2.23%		\$5,875					\$5,875
705	GSMP5 2005-RP3 [ONEB]	Subprime 2005		2.23%		\$698					\$698
706	GSMP5 2005-RP3 [TWO]	Subprime 2005		2.23%		\$789					\$789
707	GSMP5 2006-RP1 [L_1]	Subprime 2006		5.92%		\$18,101					\$18,101
708	GSMP5 2006-RP1 [L_234]	Subprime 2006		5.92%		\$1,679					\$1,679
709	GSMP5 2006-RP1 [I]	Subprime 2006		5.92%		\$1,593					\$1,593
710	GSMP5 2006-RP2 [1]	Subprime 2006		3.55%		\$4,809					\$4,809
711	GSMP5 2006-RP2 [2]	Subprime 2006		3.55%		\$260					\$260
712	GSR 2003-2F [1]	Prime 2003		32.89%		\$215					\$215
713	GSR 2003-2F [2]	Prime 2003		32.89%		\$94					\$94
714	GSR 2003-2F [3]	Prime 2003		32.89%		\$234					\$234
715	GSR 2004-10F [1]	Prime 2004		17.47%		\$1,141					\$1,141
716	GSR 2004-10F [2]	Prime 2004		17.47%		\$1,155					\$1,155
717	GSR 2005-5F [1]	Prime 2005		4.61%		\$1,585					\$1,585
718	GSR 2005-5F [2]	Prime 2005		4.61%		\$91					\$91
719	GSR 2005-6F [1]	Prime 2005		2.68%		\$913					\$913
720	GSR 2005-6F [2]	Prime 2005		2.68%		\$34					\$34
721	GSR 2005-7F [1]	Prime 2005		5.84%		\$60					\$60
722	GSR 2005-7F [2]	Prime 2005		5.84%		\$383					\$383
723	GSR 2005-7F [3]	Prime 2005		5.84%		\$200					\$200
724	GSR 2005-8F [1]	Prime 2005		11.75%		\$5,270					\$5,270
725	GSR 2005-8F [2]	Prime 2005		11.75%		\$1,274					\$1,274
726	GSR 2005-8F [3]	Prime 2005		11.75%		\$1,669					\$1,669
727	GSR 2005-9F [1]	Prime 2005		0.29%		\$158					\$158
728	GSR 2005-9F [2]	Prime 2005		0.29%		\$32					\$32
729	GSR 2005-9F [3]	Prime 2005		0.29%		\$6					\$6
730	GSR 2005-AR3 [1]	Prime 2005		7.89%		\$887					\$887
731	GSR 2005-AR3 [2]	Prime 2005		7.89%		\$1,129					\$1,129
732	GSR 2005-AR3 [3]	Prime 2005		7.89%		\$1,346					\$1,346
733	GSR 2005-AR3 [4]	Prime 2005		7.89%		\$1,862					\$1,862
734	GSR 2005-AR3 [5]	Prime 2005		7.89%		\$1,248					\$1,248
735	GSR 2005-AR3 [6]	Prime 2005		7.89%		\$2,485					\$2,485
736	GSR 2005-AR3 [7]	Prime 2005		7.89%		\$228					\$228
737	GSR 2005-AR3 [8]	Prime 2005		7.89%		\$478					\$478
738	GSR 2006-2F [1]	Prime 2006		1.20%		\$937					\$937
739	GSR 2006-2F [2]	Prime 2006		1.20%		\$117					\$117
740	GSR 2006-3F [1]	Prime 2006		1.45%		\$571					\$571
741	GSR 2006-3F [2]	Prime 2006		1.45%		\$264					\$264
742	GSR 2006-4F [1]	Prime 2006		18.88%		\$9,339					\$9,339
743	GSR 2006-4F [2]	Prime 2006		18.88%		\$3,658					\$3,658
744	GSR 2006-4F [3]	Prime 2006		18.88%		\$2,908					\$2,908
745	GSR 2006-AR1 [1]	Prime 2006		15.22%		\$2,877					\$2,877
746	GSR 2006-AR1 [2]	Prime 2006		15.22%		\$21,882					\$21,882
747	GSR 2006-AR1 [3]	Prime 2006		15.22%		\$2,059					\$2,059
748	GSR 2006-AR2 [1]	Prime 2006		15.01%		\$1,084					\$1,084
749	GSR 2006-AR2 [2]	Prime 2006		15.01%		\$2,665					\$2,665
750	GSR 2006-AR2 [3]	Prime 2006		15.01%		\$4,764					\$4,764
751	GSR 2006-AR2 [4]	Prime 2006		15.01%		\$4,082					\$4,082



A		B		C		D		E		F	
Name		Cohort		GMACM Servicer %		GMACM Claim		Insurer		GMACM Recognized Claim	
803	HVMLT 2006-5B1 [Total]	Pay Option ARM 2006		100.00%		\$118,796					\$118,796
804	HVMLT 2007-3 [1]	Pay Option ARM 2007		100.00%		\$178,553					\$178,553
805	HVMLT 2007-3 [2]	Pay Option ARM 2007		100.00%		\$290,053					\$290,053
806	HVMLT 2007-4 [1]	Pay Option ARM 2007		89.07%		\$94,977					\$94,977
807	HVMLT 2007-4 [2]	Pay Option ARM 2007		89.07%		\$255,715					\$255,715
808	HVMLT 2007-6 [1]	Pay Option ARM 2007		85.17%		\$94,711					\$94,711
809	HVMLT 2007-6 [2]	Pay Option ARM 2007		85.17%		\$171,339					\$171,339
810	HVMLT 2007-7 [1]	Pay Option ARM 2007		25.54%		\$57,364					\$57,364
811	HVMLT 2007-7 [2]	Pay Option ARM 2007		25.54%		\$98,534					\$98,534
812	HVMLT 2007-A [Total]	CES 2007		5.00%		\$801					\$801
813	IMM 2002-9F [Total]	ALT-A 2002		50.00%		\$3,068					\$3,068
814	IMM 2003-2F [Total]	ALT-A 2003		50.00%		\$3,030					\$3,030
815	IMM 2004-10 [1A]	ALT-A 2004		46.05%		\$57,540		FGIC			\$57,540
816	IMM 2004-10 [1F]	ALT-A 2004		46.05%		\$5,185		FGIC			\$5,185
817	IMM 2004-10 [2A]	ALT-A 2004		46.05%		\$37,269		FGIC			\$37,269
818	IMM 2004-10 [2F]	ALT-A 2004		46.05%		\$3,500		FGIC			\$3,500
819	IMM 2004-10 [2S]	ALT-A 2004		46.05%		\$1,255		FGIC			\$1,255
820	IMM 2004-10 [3A]	ALT-A 2004		46.05%		\$15,003					\$15,003
821	IMM 2004-10 [3F]	ALT-A 2004		46.05%		\$723					\$723
822	IMM 2004-10 [4A]	ALT-A 2004		46.05%		\$10,344					\$10,344
823	IMM 2004-11 [1A]	ALT-A 2004		19.04%		\$23,557		FGIC			\$23,557
824	IMM 2004-11 [1F]	ALT-A 2004		19.04%		\$3,111		FGIC			\$3,111
825	IMM 2004-11 [2A]	ALT-A 2004		19.04%		\$18,259					\$18,259
826	IMM 2004-11 [2F]	ALT-A 2004		19.04%		\$1,008					\$1,008
827	IMM 2004-11 [2S]	ALT-A 2004		19.04%		\$670					\$670
828	IMM 2004-4 [1]	ALT-A 2004		8.04%		\$4,995					\$4,995
829	IMM 2004-4 [2]	ALT-A 2004		8.04%		\$957					\$957
830	IMM 2004-5 [1_1ST_ARM]	ALT-A 2004		2.63%		\$1,592					\$1,592
831	IMM 2004-5 [1_1ST_FIX]	ALT-A 2004		2.63%		\$99					\$99
832	IMM 2004-5 [1_2ND]	ALT-A 2004		2.63%		\$59					\$59
833	IMM 2004-5 [2]	ALT-A 2004		2.63%		\$132					\$132
834	IMM 2004-7 [1]	ALT-A 2004		50.00%		\$55,671					\$55,671
835	IMM 2004-7 [2]	ALT-A 2004		50.00%		\$36,960		AMBAC			\$36,960
836	IMM 2004-8 [1]	ALT-A 2004		46.81%		\$25,125		FGIC			\$25,125
837	IMM 2004-8 [2]	ALT-A 2004		46.81%		\$34,226		FGIC			\$34,226
838	IMM 2004-8 [3]	ALT-A 2004		46.81%		\$4,049					\$4,049
839	IMM 2004-9 [1A]	ALT-A 2004		9.00%		\$452					\$452
840	IMM 2004-9 [1F]	ALT-A 2004		9.00%		\$48					\$48
841	IMM 2004-9 [1S]	ALT-A 2004		9.00%		\$3					\$3
842	IMM 2004-9 [2A]	ALT-A 2004		9.00%		\$426		AMBAC			\$426
843	IMM 2004-9 [2F]	ALT-A 2004		9.00%		\$23		AMBAC			\$23
844	IMM 2004-9 [2S]	ALT-A 2004		9.00%		\$25		AMBAC			\$25
845	IMM 2005-1 [1A]	ALT-A 2005		48.73%		\$42,144					\$42,144
846	IMM 2005-1 [1F]	ALT-A 2005		48.73%		\$1,168					\$1,168
847	IMM 2005-1 [2A]	ALT-A 2005		48.73%		\$37,825					\$37,825
848	IMM 2005-1 [2F]	ALT-A 2005		48.73%		\$913					\$913
849	IMM 2005-2 [1A]	ALT-A 2005		90.84%		\$146,147					\$146,147
850	IMM 2005-2 [1F]	ALT-A 2005		90.84%		\$17,648					\$17,648
851	IMM 2005-2 [2]	ALT-A 2005		90.84%		\$16,513					\$16,513
852	IMM 2005-4 [1]	ALT-A 2005		46.24%		\$129,156					\$129,156
853	IMM 2005-4 [2]	ALT-A 2005		46.24%		\$8,899					\$8,899

A		B		C		D		E		F	
Name	Cohort	GMACM Servicer %	GMACM Claim	Insurer	GMACM Recognized Claim						
1											
854	IMM 2005-8 [1]	ALT-A 2005	36.07%	\$52,574	\$52,574						
855	IMM 2005-8 [2]	ALT-A 2005	36.07%	\$19,499	\$19,499						
856	IMM 2007-A [Total]	ALT-A 2007	33.77%	\$42,866	Assured Guaranty						
857	IMSA 2002-2 [Total]	ALT-A 2002	50.00%	\$4,590	\$4,590						
858	IMSA 2002-3 [Total]	ALT-A 2002	100.00%	\$3,434	\$3,434						
859	IMSA 2003-1 [Total]	ALT-A 2003	50.00%	\$3,872	\$3,872						
860	IMSA 2003-3 [Total]	ALT-A 2003	50.00%	\$8,633	\$8,633						
861	IMSA 2004-1 [Total]	ALT-A 2004	50.00%	\$8,811	\$8,811						
862	IMSA 2004-2 [Total]	ALT-A 2004	50.00%	\$13,746	\$13,746						
863	IMSA 2004-4 [1]	ALT-A 2004	100.00%	\$69,852	\$69,852						
864	IMSA 2004-4 [2]	ALT-A 2004	100.00%	\$77,199	\$77,199						
865	IMSA 2006-1 [1A1]	ALT-A 2006	32.62%	\$17,477	\$17,477						
866	IMSA 2006-1 [1A2_ARM]	ALT-A 2006	32.62%	\$42,215	\$42,215						
867	IMSA 2006-1 [1A2_FIX]	ALT-A 2006	32.62%	\$22,733	\$22,733						
868	IMSA 2006-1 [2_170]	ALT-A 2006	32.62%	\$12,778	\$12,778						
869	IMSA 2006-1 [2_REG]	ALT-A 2006	32.62%	\$19,770	\$19,770						
870	IMSA 2006-2 [1A2]	ALT-A 2006	34.93%	\$12,547	\$12,547						
871	IMSA 2006-2 [1A3]	ALT-A 2006	34.93%	\$17,675	\$17,675						
872	IMSA 2006-2 [1A5]	ALT-A 2006	34.93%	\$47,637	\$47,637						
873	IMSA 2006-2 [1A6]	ALT-A 2006	34.93%	\$1,511	\$1,511						
874	IMSA 2006-2 [22REG]	ALT-A 2006	34.93%	\$23,379	\$23,379						
875	IMSA 2006-2 [22SPEC]	ALT-A 2006	34.93%	\$10,440	\$10,440						
876	IMSA 2006-4 [A1]	ALT-A 2006	5.00%	\$501	\$501						
877	IMSA 2006-4 [A2]	ALT-A 2006	5.00%	\$642	\$642						
878	IMSA 2006-4 [A3]	ALT-A 2006	5.00%	\$19,660	\$19,660						
879	IMSA 2006-4 [F]	ALT-A 2006	5.00%	\$11,682	\$11,682						
880	IMSA 2006-5 [1A2]	ALT-A 2006	7.44%	\$765	Ambac \$765						
881	IMSA 2006-5 [1A3]	ALT-A 2006	7.44%	\$506	Ambac \$506						
882	IMSA 2006-5 [1A5]	ALT-A 2006	7.44%	\$13,873	Ambac \$13,873						
883	IMSA 2006-5 [1F]	ALT-A 2006	7.44%	\$15,716	Ambac \$15,716						
884	IMSA 2006-5 [2A]	ALT-A 2006	7.44%	\$8,322	Ambac \$8,322						
885	IMSA 2006-5 [2CB]	ALT-A 2006	7.44%	\$1,381	Ambac \$1,381						
886	LMT 2006-7 [1]	ALT-A 2006	0.43%	\$254	\$254						
887	LMT 2006-7 [2]	ALT-A 2006	0.43%	\$486	\$486						
888	LMT 2006-7 [3]	ALT-A 2006	0.43%	\$301	\$301						
889	LMT 2006-7 [4]	ALT-A 2006	0.43%	\$83	\$83						
890	LUM 2006-4 [Total]	Pay Option ARM 2006	81.76%	\$130,531	\$130,531						
891	LUM 2006-5 [Total]	Pay Option ARM 2006	4.38%	\$9,922	\$9,922						
892	LXS 2006-10N [1_A1]	ALT-A 2006	0.46%	\$90	\$90						
893	LXS 2006-10N [1_A2]	ALT-A 2006	0.46%	\$95	\$95						
894	LXS 2006-10N [1_A3]	ALT-A 2006	0.46%	\$49	\$49						
895	LXS 2006-10N [1_A4]	ALT-A 2006	0.46%	\$1,542	\$1,542						
896	LXS 2006-10N [1_F]	ALT-A 2006	0.46%	\$451	\$451						
897	LXS 2006-10N [2_A1]	ALT-A 2006	0.46%	\$484	\$484						
898	LXS 2006-10N [2_A2]	ALT-A 2006	0.46%	\$50	\$50						
899	LXS 2006-10N [2_A4]	ALT-A 2006	0.46%	\$2	\$2						
900	LXS 2006-12N [1_A1]	ALT-A 2006	0.03%	\$7	\$7						
901	LXS 2006-12N [1_A2]	ALT-A 2006	0.03%	\$60	\$60						
902	LXS 2006-12N [1_A3]	ALT-A 2006	0.03%	\$4	\$4						
903	LXS 2006-12N [1_A4]	ALT-A 2006	0.03%	\$82	\$82						
904	LXS 2006-12N [1_F]	ALT-A 2006	0.03%	\$34	\$34						

A	B	C	D	E	F
Name	Cohort	GMACM Servicer %	GMACM Claim	Insurer	GMACM Recognized Claim
905	LXS 2006-12N [2_A1]	0.03%	\$5		\$5
906	LXS 2006-12N [2_A2]	0.03%	\$7		\$7
907	LXS 2006-12N [2_A3]	0.03%	\$2		\$2
908	LXS 2006-12N [2_A4]	0.03%	\$58		\$58
909	LXS 2006-GP1 [1]	50.00%	\$37,662		\$37,662
910	LXS 2006-GP1 [2]	50.00%	\$40,493		\$40,493
911	LXS 2006-GP1 [3]	50.00%	\$83,833		\$83,833
912	LXS 2006-GP2 [1_1]	50.00%	\$31,995		\$31,995
913	LXS 2006-GP2 [1_2]	50.00%	\$40,471		\$40,471
914	LXS 2006-GP2 [1_3]	50.00%	\$50,886		\$50,886
915	LXS 2006-GP2 [2_1]	50.00%	\$11,618		\$11,618
916	LXS 2006-GP2 [2_2]	50.00%	\$14,848		\$14,848
917	LXS 2006-GP2 [2_3]	50.00%	\$31,808		\$31,808
918	LXS 2006-GP2 [3_1]	50.00%	\$8,625		\$8,625
919	LXS 2006-GP2 [3_2]	50.00%	\$9,601		\$9,601
920	LXS 2006-GP2 [3_3]	50.00%	\$21,190		\$21,190
921	LXS 2006-GP3 [1_1]	50.00%	\$12,385		\$12,385
922	LXS 2006-GP3 [1_2]	50.00%	\$12,839		\$12,839
923	LXS 2006-GP3 [1_3]	50.00%	\$32,315		\$32,315
924	LXS 2006-GP3 [2_1]	50.00%	\$5,911		\$5,911
925	LXS 2006-GP3 [2_2]	50.00%	\$14,213		\$14,213
926	LXS 2006-GP3 [2_3]	50.00%	\$18,255		\$18,255
927	LXS 2006-GP3 [3_1]	50.00%	\$25,386		\$25,386
928	LXS 2006-GP3 [3_2]	50.00%	\$30,702		\$30,702
929	LXS 2006-GP3 [3_3]	50.00%	\$41,661		\$41,661
930	LXS 2006-GP4 [1_1]	0.16%	\$9		\$9
931	LXS 2006-GP4 [1_2]	0.16%	\$41		\$41
932	LXS 2006-GP4 [1_3]	0.16%	\$145		\$145
933	LXS 2006-GP4 [2_1]	0.16%	\$15		\$15
934	LXS 2006-GP4 [2_2]	0.16%	\$40		\$40
935	LXS 2006-GP4 [2_3]	0.16%	\$76		\$76
936	LXS 2006-GP4 [3_1]	0.16%	\$142		\$142
937	LXS 2006-GP4 [3_2]	0.16%	\$167		\$167
938	LXS 2006-GP4 [3_3]	0.16%	\$185		\$185
939	MABS 2005-AB1 [Total]	0.48%	\$1,275	FGIC	\$1,275
940	MALT 2002-1 [Total]	60.97%	\$3,300		\$3,300
941	MALT 2002-2 [1]	66.86%	\$708		\$708
942	MALT 2002-2 [2]	66.86%	\$1,467		\$1,467
943	MALT 2002-2 [3]	66.86%	\$3,291		\$3,291
944	MALT 2002-2 [4]	66.86%	\$2,216		\$2,216
945	MALT 2002-2 [5]	66.86%	\$2,084		\$2,084
946	MALT 2002-3 [Total]	55.67%	\$17,415	MBIA	\$0
947	MALT 2003-2 [1]	6.05%	\$328		\$328
948	MALT 2003-2 [2]	6.05%	\$133		\$133
949	MALT 2003-2 [3]	6.05%	\$85		\$85
950	MALT 2003-2 [4]	6.05%	\$90		\$90
951	MALT 2003-2 [5]	6.05%	\$21		\$21
952	MALT 2003-2 [6]	6.05%	\$63		\$63
953	MALT 2003-2 [7]	6.05%	\$56		\$56
954	MALT 2003-3 [1]	35.32%	\$1,174		\$1,174
955	MALT 2003-3 [2]	35.32%	\$5,105		\$5,105

A	B	C	D	E	F
Name	Cohort	GMACM Servicer %	GMACM Claim	Insurer	GMACM Recognized Claim
956	MALT 2003-4 [1]	10.89%	\$464		\$464
957	MALT 2003-4 [2]	10.89%	\$158		\$158
958	MALT 2003-4 [3]	10.89%	\$308		\$308
959	MALT 2003-4 [4]	10.89%	\$307		\$307
960	MALT 2003-4 [5]	10.89%	\$133		\$133
961	MALT 2003-5 [EIGHT]	4.50%	\$48		\$48
962	MALT 2003-5 [FIVE]	4.50%	\$175		\$175
963	MALT 2003-5 [FOUR]	4.50%	\$459		\$459
964	MALT 2003-5 [ONE]	4.50%	\$136		\$136
965	MALT 2003-5 [SEVEN]	4.50%	\$182		\$182
966	MALT 2003-5 [SIX]	4.50%	\$189		\$189
967	MALT 2003-5 [THREE]	4.50%	\$163		\$163
968	MALT 2003-5 [TWO]	4.50%	\$81		\$81
969	MALT 2003-6 [1]	22.25%	\$1,342		\$1,342
970	MALT 2003-6 [2]	22.25%	\$351		\$351
971	MALT 2003-6 [3]	22.25%	\$829		\$829
972	MALT 2003-6 [4]	22.25%	\$294		\$294
973	MALT 2003-7 [1]	6.43%	\$676		\$676
974	MALT 2003-7 [2]	6.43%	\$78		\$78
975	MALT 2003-7 [3]	6.43%	\$552		\$552
976	MALT 2003-7 [4]	6.43%	\$196		\$196
977	MALT 2003-7 [5]	6.43%	\$115		\$115
978	MALT 2003-7 [6]	6.43%	\$501		\$501
979	MALT 2003-7 [7]	6.43%	\$785		\$785
980	MALT 2003-7 [8]	6.43%	\$300		\$300
981	MALT 2003-8 [1]	3.16%	\$23		\$23
982	MALT 2003-8 [2]	3.16%	\$47		\$47
983	MALT 2003-8 [3]	3.16%	\$89		\$89
984	MALT 2003-8 [4]	3.16%	\$66		\$66
985	MALT 2003-8 [5]	3.16%	\$63		\$63
986	MALT 2003-8 [6]	3.16%	\$87		\$87
987	MALT 2003-8 [7]	3.16%	\$46		\$46
988	MALT 2003-9 [1]	7.80%	\$78		\$78
989	MALT 2003-9 [2]	7.80%	\$37		\$37
990	MALT 2003-9 [3]	7.80%	\$79		\$79
991	MALT 2003-9 [4]	7.80%	\$144		\$144
992	MALT 2003-9 [5]	7.80%	\$162		\$162
993	MALT 2003-9 [6]	7.80%	\$37		\$37
994	MALT 2003-9 [7]	7.80%	\$73		\$73
995	MALT 2003-9 [8]	7.80%	\$39		\$39
996	MALT 2004-1 [1]	8.15%	\$381		\$381
997	MALT 2004-1 [2]	8.15%	\$163		\$163
998	MALT 2004-1 [3]	8.15%	\$160		\$160
999	MALT 2004-1 [4]	8.15%	\$363		\$363
1000	MALT 2004-10 [1]	11.02%	\$245		\$245
1001	MALT 2004-10 [2]	11.02%	\$667		\$667
1002	MALT 2004-10 [3]	11.02%	\$681		\$681
1003	MALT 2004-10 [4]	11.02%	\$343		\$343
1004	MALT 2004-10 [5]	11.02%	\$799		\$799
1005	MALT 2004-11 [1]	18.18%	\$932		\$932
1006	MALT 2004-11 [2]	18.18%	\$434		\$434



A		B		C		D		E		F	
Name		Cohort		GMACM Servicer %		GMACM Claim		Insurer		GMACM Recognized Claim	
1007	MALT 2004-11 [3]	ALT-A 2004	18.18%	\$2,523							\$2,523
1008	MALT 2004-11 [4]	ALT-A 2004	18.18%	\$1,707							\$1,707
1009	MALT 2004-11 [5]	ALT-A 2004	18.18%	\$947							\$947
1010	MALT 2004-11 [6]	ALT-A 2004	18.18%	\$205							\$205
1011	MALT 2004-11 [7]	ALT-A 2004	18.18%	\$755							\$755
1012	MALT 2004-11 [8]	ALT-A 2004	18.18%	\$514							\$514
1013	MALT 2004-11 [9]	ALT-A 2004	18.18%	\$478							\$478
1014	MALT 2004-12 [1]	ALT-A 2004	28.11%	\$493							\$493
1015	MALT 2004-12 [2]	ALT-A 2004	28.11%	\$1,229							\$1,229
1016	MALT 2004-12 [3]	ALT-A 2004	28.11%	\$2,498							\$2,498
1017	MALT 2004-12 [4]	ALT-A 2004	28.11%	\$779							\$779
1018	MALT 2004-12 [5]	ALT-A 2004	28.11%	\$3,246							\$3,246
1019	MALT 2004-12 [6]	ALT-A 2004	28.11%	\$1,614							\$1,614
1020	MALT 2004-13 [1]	ALT-A 2004	20.39%	\$455							\$455
1021	MALT 2004-13 [10]	ALT-A 2004	20.39%	\$1,032							\$1,032
1022	MALT 2004-13 [11]	ALT-A 2004	20.39%	\$319							\$319
1023	MALT 2004-13 [12]	ALT-A 2004	20.39%	\$332							\$332
1024	MALT 2004-13 [2]	ALT-A 2004	20.39%	\$580							\$580
1025	MALT 2004-13 [3]	ALT-A 2004	20.39%	\$260							\$260
1026	MALT 2004-13 [4]	ALT-A 2004	20.39%	\$285							\$285
1027	MALT 2004-13 [5]	ALT-A 2004	20.39%	\$253							\$253
1028	MALT 2004-13 [6]	ALT-A 2004	20.39%	\$232							\$232
1029	MALT 2004-13 [7]	ALT-A 2004	20.39%	\$274							\$274
1030	MALT 2004-13 [8]	ALT-A 2004	20.39%	\$737							\$737
1031	MALT 2004-13 [9]	ALT-A 2004	20.39%	\$1,011							\$1,011
1032	MALT 2004-2 [EIGHT]	ALT-A 2004	5.11%	\$286							\$286
1033	MALT 2004-2 [FIVE]	ALT-A 2004	5.11%	\$45							\$45
1034	MALT 2004-2 [FOUR]	ALT-A 2004	5.11%	\$73							\$73
1035	MALT 2004-2 [ONE]	ALT-A 2004	5.11%	\$76							\$76
1036	MALT 2004-2 [SEVEN]	ALT-A 2004	5.11%	\$184							\$184
1037	MALT 2004-2 [SIX]	ALT-A 2004	5.11%	\$123							\$123
1038	MALT 2004-2 [THREE]	ALT-A 2004	5.11%	\$166							\$166
1039	MALT 2004-2 [TWO]	ALT-A 2004	5.11%	\$169							\$169
1040	MALT 2004-3 [EIGHT]	ALT-A 2004	6.41%	\$251							\$251
1041	MALT 2004-3 [FIVE]	ALT-A 2004	6.41%	\$162							\$162
1042	MALT 2004-3 [FOUR]	ALT-A 2004	6.41%	\$124							\$124
1043	MALT 2004-3 [ONE]	ALT-A 2004	6.41%	\$148							\$148
1044	MALT 2004-3 [SEVEN]	ALT-A 2004	6.41%	\$183							\$183
1045	MALT 2004-3 [SIX]	ALT-A 2004	6.41%	\$146							\$146
1046	MALT 2004-3 [THREE]	ALT-A 2004	6.41%	\$118							\$118
1047	MALT 2004-3 [TWO]	ALT-A 2004	6.41%	\$206							\$206
1048	MALT 2004-4 [1]	ALT-A 2004	5.55%	\$166							\$166
1049	MALT 2004-4 [10]	ALT-A 2004	5.55%	\$62							\$62
1050	MALT 2004-4 [11]	ALT-A 2004	5.55%	\$163							\$163
1051	MALT 2004-4 [2]	ALT-A 2004	5.55%	\$54							\$54
1052	MALT 2004-4 [3]	ALT-A 2004	5.55%	\$82							\$82
1053	MALT 2004-4 [4]	ALT-A 2004	5.55%	\$97							\$97
1054	MALT 2004-4 [5]	ALT-A 2004	5.55%	\$116							\$116
1055	MALT 2004-4 [6]	ALT-A 2004	5.55%	\$141							\$141
1056	MALT 2004-4 [7]	ALT-A 2004	5.55%	\$160							\$160
1057	MALT 2004-4 [8]	ALT-A 2004	5.55%	\$70							\$70

A		B		C		D		E		F	
Name		Cohort		GMACM Servicer %		GMACM Claim		Insurer		GMACM Recognized Claim	
1058	MALT 2004-4 [9]	ALT-A 2004		5.55%		\$321					\$321
1059	MALT 2004-5 [1]	ALT-A 2004		11.45%		\$135					\$135
1060	MALT 2004-5 [2]	ALT-A 2004		11.45%		\$169					\$169
1061	MALT 2004-5 [3]	ALT-A 2004		11.45%		\$128					\$128
1062	MALT 2004-5 [4]	ALT-A 2004		11.45%		\$176					\$176
1063	MALT 2004-5 [5]	ALT-A 2004		11.45%		\$123					\$123
1064	MALT 2004-5 [6]	ALT-A 2004		11.45%		\$220					\$220
1065	MALT 2004-5 [7]	ALT-A 2004		11.45%		\$209					\$209
1066	MALT 2004-6 [1]	ALT-A 2004		14.82%		\$711					\$711
1067	MALT 2004-6 [10]	ALT-A 2004		14.82%		\$1,046					\$1,046
1068	MALT 2004-6 [2]	ALT-A 2004		14.82%		\$438					\$438
1069	MALT 2004-6 [3]	ALT-A 2004		14.82%		\$400					\$400
1070	MALT 2004-6 [4]	ALT-A 2004		14.82%		\$639					\$639
1071	MALT 2004-6 [5]	ALT-A 2004		14.82%		\$348					\$348
1072	MALT 2004-6 [6]	ALT-A 2004		14.82%		\$643					\$643
1073	MALT 2004-6 [7]	ALT-A 2004		14.82%		\$1,930					\$1,930
1074	MALT 2004-6 [8]	ALT-A 2004		14.82%		\$866					\$866
1075	MALT 2004-6 [9]	ALT-A 2004		14.82%		\$459					\$459
1076	MALT 2004-7 [1]	ALT-A 2004		8.78%		\$471					\$471
1077	MALT 2004-7 [10]	ALT-A 2004		8.78%		\$81					\$81
1078	MALT 2004-7 [2]	ALT-A 2004		8.78%		\$95					\$95
1079	MALT 2004-7 [3]	ALT-A 2004		8.78%		\$115					\$115
1080	MALT 2004-7 [4]	ALT-A 2004		8.78%		\$101					\$101
1081	MALT 2004-7 [5]	ALT-A 2004		8.78%		\$63					\$63
1082	MALT 2004-7 [6]	ALT-A 2004		8.78%		\$116					\$116
1083	MALT 2004-7 [7]	ALT-A 2004		8.78%		\$182					\$182
1084	MALT 2004-7 [8]	ALT-A 2004		8.78%		\$79					\$79
1085	MALT 2004-7 [9]	ALT-A 2004		8.78%		\$351					\$351
1086	MALT 2004-8 [1]	ALT-A 2004		19.48%		\$1,337					\$1,337
1087	MALT 2004-8 [2]	ALT-A 2004		19.48%		\$1,192					\$1,192
1088	MALT 2004-8 [3]	ALT-A 2004		19.48%		\$453					\$453
1089	MALT 2004-8 [4]	ALT-A 2004		19.48%		\$439					\$439
1090	MALT 2004-8 [5]	ALT-A 2004		19.48%		\$568					\$568
1091	MALT 2004-8 [6]	ALT-A 2004		19.48%		\$470					\$470
1092	MALT 2004-8 [7]	ALT-A 2004		19.48%		\$346					\$346
1093	MALT 2004-8 [8]	ALT-A 2004		19.48%		\$382					\$382
1094	MALT 2004-9 [Total]	ALT-A 2004		8.33%		\$3,288					\$3,288
1095	MALT 2005-1 [1]	ALT-A 2005		35.28%		\$1,005					\$1,005
1096	MALT 2005-1 [2]	ALT-A 2005		35.28%		\$1,824					\$1,824
1097	MALT 2005-1 [3]	ALT-A 2005		35.28%		\$1,795					\$1,795
1098	MALT 2005-1 [4]	ALT-A 2005		35.28%		\$713					\$713
1099	MALT 2005-1 [5]	ALT-A 2005		35.28%		\$736					\$736
1100	MALT 2005-1 [6]	ALT-A 2005		35.28%		\$6,063					\$6,063
1101	MALT 2005-1 [7]	ALT-A 2005		35.28%		\$1,211					\$1,211
1102	MALT 2005-2 [1]	ALT-A 2005		28.87%		\$4,717					\$4,717
1103	MALT 2005-2 [2]	ALT-A 2005		28.87%		\$2,531					\$2,531
1104	MALT 2005-2 [3]	ALT-A 2005		28.87%		\$692					\$692
1105	MALT 2005-2 [4]	ALT-A 2005		28.87%		\$4,561					\$4,561
1106	MALT 2005-2 [5]	ALT-A 2005		28.87%		\$1,325					\$1,325
1107	MALT 2005-2 [6]	ALT-A 2005		28.87%		\$1,127					\$1,127
1108	MALT 2005-3 [1]	ALT-A 2005		24.62%		\$2,130					\$2,130

A		B	C	D	E	F
Name		Cohort	GMACM Servicer %	GMACM Claim	Insurer	GMACM Recognized Claim
1109	MALT 2005-3 [2]	ALT-A 2005	24.62%	\$616		\$616
1110	MALT 2005-3 [3]	ALT-A 2005	24.62%	\$863		\$863
1111	MALT 2005-3 [4]	ALT-A 2005	24.62%	\$1,037		\$1,037
1112	MALT 2005-3 [5]	ALT-A 2005	24.62%	\$748		\$748
1113	MALT 2005-3 [6]	ALT-A 2005	24.62%	\$4,474		\$4,474
1114	MALT 2005-3 [7]	ALT-A 2005	24.62%	\$598		\$598
1115	MALT 2005-4 [1]	ALT-A 2005	20.48%	\$1,875		\$1,875
1116	MALT 2005-4 [2]	ALT-A 2005	20.48%	\$3,653		\$3,653
1117	MALT 2005-4 [3]	ALT-A 2005	20.48%	\$2,311		\$2,311
1118	MALT 2005-4 [4]	ALT-A 2005	20.48%	\$1,152		\$1,152
1119	MALT 2005-4 [5]	ALT-A 2005	20.48%	\$2,654		\$2,654
1120	MALT 2005-5 [1]	ALT-A 2005	13.07%	\$528		\$528
1121	MALT 2005-5 [2]	ALT-A 2005	13.07%	\$1,439		\$1,439
1122	MALT 2005-5 [3]	ALT-A 2005	13.07%	\$3,251		\$3,251
1123	MALT 2005-5 [4]	ALT-A 2005	13.07%	\$356		\$356
1124	MALT 2005-5 [5]	ALT-A 2005	13.07%	\$971		\$971
1125	MALT 2005-6 [1]	ALT-A 2005	2.51%	\$2,370		\$2,370
1126	MALT 2005-6 [2]	ALT-A 2005	2.51%	\$295		\$295
1127	MALT 2006-1 [Total]	ALT-A 2006	0.72%	\$459		\$459
1128	MALT 2006-3 [1]	ALT-A 2006	0.12%	\$101		\$101
1129	MALT 2006-3 [2]	ALT-A 2006	0.12%	\$12		\$12
1130	MALT 2007-1 [GRP_3]	ALT-A 2007	0.62%	\$69		\$69
1131	MALT 2007-1 [POOL_1]	ALT-A 2007	0.62%	\$190		\$190
1132	MALT 2007-HF1 [1]	ALT-A 2007	4.80%	\$494		\$494
1133	MALT 2007-HF1 [2]	ALT-A 2007	4.80%	\$1,905		\$1,905
1134	MALT 2007-HF1 [3]	ALT-A 2007	4.80%	\$355		\$355
1135	MALT 2007-HF1 [4]	ALT-A 2007	4.80%	\$3,043		\$3,043
1136	MALT 2007-HF1 [5]	ALT-A 2007	4.80%	\$239		\$239
1137	MARM 2003-2 [1]	Prime 2003	6.62%	\$56		\$56
1138	MARM 2003-2 [2]	Prime 2003	6.62%	\$65		\$65
1139	MARM 2003-2 [3]	Prime 2003	6.62%	\$102		\$102
1140	MARM 2003-2 [4]	Prime 2003	6.62%	\$109		\$109
1141	MARM 2003-2 [5]	Prime 2003	6.62%	\$43		\$43
1142	MARM 2003-2 [6]	Prime 2003	6.62%	\$21		\$21
1143	MARM 2003-7 [FIVE]	ALT-A 2003	2.44%	\$12		\$12
1144	MARM 2003-7 [FOUR]	ALT-A 2003	2.44%	\$10		\$10
1145	MARM 2003-7 [ONE]	ALT-A 2003	2.44%	\$5		\$5
1146	MARM 2003-7 [THREE]	ALT-A 2003	2.44%	\$14		\$14
1147	MARM 2003-7 [TWO]	ALT-A 2003	2.44%	\$7		\$7
1148	MARM 2004-1 [1]	Prime 2004	2.64%	\$44		\$44
1149	MARM 2004-1 [2]	Prime 2004	2.64%	\$80		\$80
1150	MARM 2004-1 [3]	Prime 2004	2.64%	\$158		\$158
1151	MARM 2004-1 [4]	Prime 2004	2.64%	\$84		\$84
1152	MARM 2004-1 [5]	Prime 2004	2.64%	\$63		\$63
1153	MARM 2004-1 [6]	Prime 2004	2.64%	\$78		\$78
1154	MARM 2004-10 [1]	Prime 2004	31.23%	\$1,633		\$1,633
1155	MARM 2004-10 [2]	Prime 2004	31.23%	\$2,662		\$2,662
1156	MARM 2004-10 [3]	Prime 2004	31.23%	\$1,707		\$1,707
1157	MARM 2004-11 [1]	ALT-A 2004	34.51%	\$10,878		\$10,878
1158	MARM 2004-11 [2]	ALT-A 2004	34.51%	\$12,998		\$12,998
1159	MARM 2004-12 [1]	Prime 2004	7.61%	\$199		\$199

A	B	C	D	E	F
Name	Cohort	GMACM Servicer %	GMACM Claim	Insurer	GMACM Recognized Claim
1160	MARM 2004-12 [2]	Prime 2004	7.61%	\$359	\$359
1161	MARM 2004-12 [3]	Prime 2004	7.61%	\$794	\$794
1162	MARM 2004-12 [4]	Prime 2004	7.61%	\$362	\$362
1163	MARM 2004-12 [5]	Prime 2004	7.61%	\$288	\$288
1164	MARM 2004-14 [1]	ALT-A 2004	36.97%	\$11,246	\$11,246
1165	MARM 2004-14 [2]	ALT-A 2004	36.97%	\$8,442	\$8,442
1166	MARM 2004-15 [1]	ALT-A 2004	37.61%	\$1,980	\$1,980
1167	MARM 2004-15 [2]	ALT-A 2004	37.61%	\$2,875	\$2,875
1168	MARM 2004-15 [3]	ALT-A 2004	37.61%	\$983	\$983
1169	MARM 2004-15 [4]	ALT-A 2004	37.61%	\$3,403	\$3,403
1170	MARM 2004-15 [5]	ALT-A 2004	37.61%	\$563	\$563
1171	MARM 2004-15 [6]	ALT-A 2004	37.61%	\$1,765	\$1,765
1172	MARM 2004-15 [7]	ALT-A 2004	37.61%	\$1,799	\$1,799
1173	MARM 2004-15 [8]	ALT-A 2004	37.61%	\$2,323	\$2,323
1174	MARM 2004-15 [9]	ALT-A 2004	37.61%	\$1,853	\$1,853
1175	MARM 2004-2 [1]	ALT-A 2004	36.99%	\$749	\$749
1176	MARM 2004-2 [2]	ALT-A 2004	36.99%	\$1,014	\$1,014
1177	MARM 2004-2 [3]	ALT-A 2004	36.99%	\$3,971	\$3,971
1178	MARM 2004-3 [1]	Prime 2004	48.47%	\$622	\$622
1179	MARM 2004-3 [2]	Prime 2004	48.47%	\$1,079	\$1,079
1180	MARM 2004-3 [3]	Prime 2004	48.47%	\$1,379	\$1,379
1181	MARM 2004-3 [4]	Prime 2004	48.47%	\$1,036	\$1,036
1182	MARM 2004-3 [5]	Prime 2004	48.47%	\$861	\$861
1183	MARM 2004-3 [6]	Prime 2004	48.47%	\$1,417	\$1,417
1184	MARM 2004-3 [7]	Prime 2004	48.47%	\$593	\$593
1185	MARM 2004-3 [8]	Prime 2004	48.47%	\$2,411	\$2,411
1186	MARM 2004-4 [1]	ALT-A 2004	58.20%	\$1,132	\$1,132
1187	MARM 2004-4 [2]	ALT-A 2004	58.20%	\$3,529	\$3,529
1188	MARM 2004-4 [3]	ALT-A 2004	58.20%	\$1,604	\$1,604
1189	MARM 2004-4 [4]	ALT-A 2004	58.20%	\$3,119	\$3,119
1190	MARM 2004-4 [5]	ALT-A 2004	58.20%	\$746	\$746
1191	MARM 2004-5 [1]	Prime 2004	11.45%	\$665	\$665
1192	MARM 2004-5 [2]	Prime 2004	11.45%	\$215	\$215
1193	MARM 2004-5 [3]	Prime 2004	11.45%	\$417	\$417
1194	MARM 2004-5 [4]	Prime 2004	11.45%	\$298	\$298
1195	MARM 2004-5 [5]	Prime 2004	11.45%	\$1,165	\$1,165
1196	MARM 2004-5 [6]	Prime 2004	11.45%	\$709	\$709
1197	MARM 2004-5 [7]	Prime 2004	11.45%	\$76	\$76
1198	MARM 2004-5 [8]	Prime 2004	11.45%	\$168	\$168
1199	MARM 2004-5 [9]	Prime 2004	11.45%	\$374	\$374
1200	MARM 2004-6 [1]	Prime 2004	34.37%	\$852	\$852
1201	MARM 2004-6 [2]	Prime 2004	34.37%	\$1,510	\$1,510
1202	MARM 2004-6 [3]	Prime 2004	34.37%	\$866	\$866
1203	MARM 2004-6 [4]	Prime 2004	34.37%	\$5,072	\$5,072
1204	MARM 2004-6 [5]	Prime 2004	34.37%	\$463	\$463
1205	MARM 2004-6 [6]	Prime 2004	34.37%	\$862	\$862
1206	MARM 2004-7 [1]	Prime 2004	36.03%	\$1,385	\$1,385
1207	MARM 2004-7 [2]	Prime 2004	36.03%	\$1,633	\$1,633
1208	MARM 2004-7 [3]	Prime 2004	36.03%	\$5,825	\$5,825
1209	MARM 2004-7 [4]	Prime 2004	36.03%	\$1,349	\$1,349
1210	MARM 2004-7 [5]	Prime 2004	36.03%	\$1,153	\$1,153

A		B		C		D		E		F	
Name		Cohort		GMACM Servicer %		GMACM Claim		Insurer		GMACM Recognized Claim	
1211	MARM 2004-7 [6]	Prime 2004	36.03%	\$11,037							\$11,037
1212	MARM 2004-8 [1]	ALT-A 2004	44.06%	\$2,407							\$2,407
1213	MARM 2004-8 [2]	ALT-A 2004	44.06%	\$2,623							\$2,623
1214	MARM 2004-8 [3]	ALT-A 2004	44.06%	\$1,563							\$1,563
1215	MARM 2004-8 [4]	ALT-A 2004	44.06%	\$2,989							\$2,989
1216	MARM 2004-8 [5]	ALT-A 2004	44.06%	\$3,102							\$3,102
1217	MARM 2004-8 [6]	ALT-A 2004	44.06%	\$588							\$588
1218	MARM 2004-8 [7]	ALT-A 2004	44.06%	\$724							\$724
1219	MARM 2004-8 [8]	ALT-A 2004	44.06%	\$3,367							\$3,367
1220	MARM 2004-9 [1]	Prime 2004	33.16%	\$15,334							\$15,334
1221	MARM 2004-9 [2]	Prime 2004	33.16%	\$12,853							\$12,853
1222	MARM 2005-1 [1]	ALT-A 2005	48.18%	\$3,636							\$3,636
1223	MARM 2005-1 [10]	ALT-A 2005	48.18%	\$8,282							\$8,282
1224	MARM 2005-1 [2]	ALT-A 2005	48.18%	\$5,123							\$5,123
1225	MARM 2005-1 [3]	ALT-A 2005	48.18%	\$3,120							\$3,120
1226	MARM 2005-1 [4]	ALT-A 2005	48.18%	\$11,619							\$11,619
1227	MARM 2005-1 [5]	ALT-A 2005	48.18%	\$16,162							\$16,162
1228	MARM 2005-1 [6]	ALT-A 2005	48.18%	\$15,282							\$15,282
1229	MARM 2005-1 [7]	ALT-A 2005	48.18%	\$16,948							\$16,948
1230	MARM 2005-1 [8]	ALT-A 2005	48.18%	\$4,881							\$4,881
1231	MARM 2005-1 [9]	ALT-A 2005	48.18%	\$2,246							\$2,246
1232	MARM 2005-2 [1]	ALT-A 2005	30.04%	\$1,772							\$1,772
1233	MARM 2005-2 [2]	ALT-A 2005	30.04%	\$2,440							\$2,440
1234	MARM 2005-2 [3]	ALT-A 2005	30.04%	\$8,891							\$8,891
1235	MARM 2005-2 [4]	ALT-A 2005	30.04%	\$4,649							\$4,649
1236	MARM 2005-2 [5]	ALT-A 2005	30.04%	\$6,431							\$6,431
1237	MARM 2005-2 [6]	ALT-A 2005	30.04%	\$2,286							\$2,286
1238	MARM 2005-2 [7]	ALT-A 2005	30.04%	\$5,107							\$5,107
1239	MARM 2005-3 [1]	ALT-A 2005	50.36%	\$7,075							\$7,075
1240	MARM 2005-3 [2]	ALT-A 2005	50.36%	\$7,902							\$7,902
1241	MARM 2005-3 [3]	ALT-A 2005	50.36%	\$10,644							\$10,644
1242	MARM 2005-3 [4]	ALT-A 2005	50.36%	\$1,216							\$1,216
1243	MARM 2005-3 [5]	ALT-A 2005	50.36%	\$1,228							\$1,228
1244	MARM 2005-6 [1]	Prime 2005	38.40%	\$5,163							\$5,163
1245	MARM 2005-6 [2]	Prime 2005	38.40%	\$1,423							\$1,423
1246	MARM 2005-6 [3]	Prime 2005	38.40%	\$4,141							\$4,141
1247	MARM 2005-6 [4]	Prime 2005	38.40%	\$3,983							\$3,983
1248	MARM 2005-6 [5]	Prime 2005	38.40%	\$10,603							\$10,603
1249	MARM 2005-6 [6]	Prime 2005	38.40%	\$4,703							\$4,703
1250	MARM 2005-6 [7]	Prime 2005	38.40%	\$2,223							\$2,223
1251	MARM 2005-7 [1]	Prime 2005	48.64%	\$10,498							\$10,498
1252	MARM 2005-7 [2]	Prime 2005	48.64%	\$32,082							\$32,082
1253	MARM 2005-7 [3]	Prime 2005	48.64%	\$4,397							\$4,397
1254	MARM 2005-8 [110YR]	ALT-A 2005	0.65%	\$12							\$12
1255	MARM 2005-8 [12YR]	ALT-A 2005	0.65%	\$3							\$3
1256	MARM 2005-8 [13YR]	ALT-A 2005	0.65%	\$10							\$10
1257	MARM 2005-8 [15YR]	ALT-A 2005	0.65%	\$83							\$83
1258	MARM 2005-8 [16M]	ALT-A 2005	0.65%	\$53							\$53
1259	MARM 2005-8 [17YR]	ALT-A 2005	0.65%	\$8							\$8
1260	MARM 2005-8 [22YR]	ALT-A 2005	0.65%	\$5							\$5
1261	MARM 2005-8 [23YR]	ALT-A 2005	0.65%	\$15							\$15

A	B	C	D	E	F
Name	Cohort	GMACM Servicer %	GMACM Claim	Insurer	GMACM Recognized Claim
1262	MARM 2005-8 [25YR]	0.65%	\$411		\$411
1263	MARM 2005-8 [26M]	0.65%	\$19		\$19
1264	MARM 2005-8 [27YR]	0.65%	\$546		\$546
1265	MARM 2005-8 [310YR]	0.65%	\$360		\$360
1266	MARM 2006-0A2 [1]	4.19%	\$18,858	FSA	\$0
1267	MARM 2006-0A2 [2]	4.19%	\$12,218	FSA	\$0
1268	MARM 2006-0A2 [3]	4.19%	\$3,129		\$3,129
1269	MARM 2006-0A2 [4]	4.19%	\$14,782	FSA	\$0
1270	MARM 2007-2 [Total]	0.03%	\$125		\$125
1271	MARP 2005-1 [1A]	9.26%	\$781		\$781
1272	MARP 2005-1 [1B]	9.26%	\$2,205		\$2,205
1273	MARP 2005-1 [1C]	9.26%	\$2,255		\$2,255
1274	MARP 2005-1 [1D]	9.26%	\$1,591		\$1,591
1275	MARP 2005-1 [1E]	9.26%	\$558		\$558
1276	MARP 2005-1 [1F]	9.26%	\$498		\$498
1277	MARP 2005-1 [2]	9.26%	\$402		\$402
1278	MARP 2005-2 [POOL1_A]	0.89%	\$1,125		\$1,125
1279	MARP 2005-2 [POOL1_B]	0.89%	\$148		\$148
1280	MARP 2005-2 [POOL1_C]	0.89%	\$105		\$105
1281	MARP 2005-2 [POOL1_D]	0.89%	\$96		\$96
1282	MARP 2005-2 [POOL2]	0.89%	\$87		\$87
1283	MARP 2006-1 [1_1]	0.12%	\$76		\$76
1284	MARP 2006-1 [1_234]	0.12%	\$26		\$26
1285	MARP 2006-1 [1]	0.12%	\$3		\$3
1286	MARP 2006-2 [1]	4.42%	\$2,765		\$2,765
1287	MARP 2006-2 [2]	4.42%	\$88		\$88
1288	MASD 2004-1 [1A]	100.00%	\$10,688		\$10,688
1289	MASD 2004-1 [1F]	100.00%	\$28,471		\$28,471
1290	MASD 2004-2 [A]	90.46%	\$8,861		\$8,861
1291	MASD 2004-2 [F]	90.46%	\$15,775		\$15,775
1292	MASD 2005-1 [1]	9.00%	\$2,075		\$2,075
1293	MASD 2005-1 [2]	9.00%	\$2,056		\$2,056
1294	MASD 2005-2 [1]	90.38%	\$14,652		\$14,652
1295	MASD 2005-2 [2]	90.38%	\$20,837		\$20,837
1296	MASD 2005-3 [1]	92.42%	\$27,466		\$27,466
1297	MASD 2005-3 [2]	92.42%	\$31,603		\$31,603
1298	MASD 2006-1 [A]	94.56%	\$74,980		\$74,980
1299	MASD 2006-1 [F]	94.56%	\$33,179		\$33,179
1300	MASD 2006-2 [A]	5.00%	\$7,392		\$7,392
1301	MASD 2006-2 [F]	5.00%	\$3,019		\$3,019
1302	MASD 2006-3 [A]	5.00%	\$5,310		\$5,310
1303	MASD 2006-3 [F]	5.00%	\$3,508		\$3,508
1304	MASTR 2002-7 [1]	5.81%	\$109		\$109
1305	MASTR 2002-7 [2]	5.81%	\$117		\$117
1306	MASTR 2002-7 [3]	5.81%	\$21		\$21
1307	MASTR 2002-8 [1]	2.20%	\$23		\$23
1308	MASTR 2002-8 [2]	2.20%	\$52		\$52
1309	MASTR 2003-10 [1]	18.15%	\$82		\$82
1310	MASTR 2003-10 [2]	18.15%	\$46		\$46
1311	MASTR 2003-10 [3]	18.15%	\$923		\$923
1312	MASTR 2003-10 [4]	18.15%	\$329		\$329

A		B		C		D		E		F	
Name		Cohort		GMACM Servicer %		GMACM Claim		Insurer		GMACM Recognized Claim	
1313	MASTR 2003-10 [5]	Prime 2003	18.15%	\$44							\$44
1314	MASTR 2003-10 [6]	Prime 2003	18.15%	\$138							\$138
1315	MASTR 2003-11 [1]	Prime 2003	2.27%	\$25							\$25
1316	MASTR 2003-11 [10]	Prime 2003	2.27%	\$24							\$24
1317	MASTR 2003-11 [2]	Prime 2003	2.27%	\$36							\$36
1318	MASTR 2003-11 [3]	Prime 2003	2.27%	\$12							\$12
1319	MASTR 2003-11 [4]	Prime 2003	2.27%	\$8							\$8
1320	MASTR 2003-11 [5]	Prime 2003	2.27%	\$5							\$5
1321	MASTR 2003-11 [6]	Prime 2003	2.27%	\$54							\$54
1322	MASTR 2003-11 [7]	Prime 2003	2.27%	\$27							\$27
1323	MASTR 2003-11 [8]	Prime 2003	2.27%	\$18							\$18
1324	MASTR 2003-11 [9]	Prime 2003	2.27%	\$45							\$45
1325	MASTR 2003-12 [1]	Prime 2003	7.76%	\$68							\$68
1326	MASTR 2003-12 [2]	Prime 2003	7.76%	\$29							\$29
1327	MASTR 2003-12 [3]	Prime 2003	7.76%	\$207							\$207
1328	MASTR 2003-12 [4]	Prime 2003	7.76%	\$92							\$92
1329	MASTR 2003-12 [5]	Prime 2003	7.76%	\$24							\$24
1330	MASTR 2003-12 [6]	Prime 2003	7.76%	\$89							\$89
1331	MASTR 2003-2 [ONE]	Prime 2003	14.62%	\$122							\$122
1332	MASTR 2003-2 [THREE]	Prime 2003	14.62%	\$223							\$223
1333	MASTR 2003-2 [TWO]	Prime 2003	14.62%	\$181							\$181
1334	MASTR 2003-3 [FIVE]	Prime 2003	14.24%	\$83							\$83
1335	MASTR 2003-3 [FOUR]	Prime 2003	14.24%	\$20							\$20
1336	MASTR 2003-3 [ONE]	Prime 2003	14.24%	\$93							\$93
1337	MASTR 2003-3 [THREE]	Prime 2003	14.24%	\$251							\$251
1338	MASTR 2003-3 [TWO]	Prime 2003	14.24%	\$114							\$114
1339	MASTR 2003-3 [TWOD]	Prime 2003	14.24%	\$3							\$3
1340	MASTR 2003-3 [TWO]	Prime 2003	14.24%	\$212							\$212
1341	MASTR 2003-4 [EIGHT]	Prime 2003	0.38%	\$1							\$1
1342	MASTR 2003-4 [FIVE]	Prime 2003	0.38%	\$0							\$0
1343	MASTR 2003-4 [FOUR]	Prime 2003	0.38%	\$2							\$2
1344	MASTR 2003-4 [ONE]	Prime 2003	0.38%	\$2							\$2
1345	MASTR 2003-4 [SEVEN]	Prime 2003	0.38%	\$0							\$0
1346	MASTR 2003-4 [SIX]	Prime 2003	0.38%	\$9							\$9
1347	MASTR 2003-4 [THREE]	Prime 2003	0.38%	\$1							\$1
1348	MASTR 2003-4 [TWO]	Prime 2003	0.38%	\$6							\$6
1349	MASTR 2003-5 [1]	Prime 2003	1.07%	\$21							\$21
1350	MASTR 2003-5 [2]	Prime 2003	1.07%	\$32							\$32
1351	MASTR 2003-5 [3]	Prime 2003	1.07%	\$2							\$2
1352	MASTR 2003-5 [4]	Prime 2003	1.07%	\$31							\$31
1353	MASTR 2003-5 [5]	Prime 2003	1.07%	\$16							\$16
1354	MASTR 2003-6 [EIGHT]	Prime 2003	7.84%	\$131							\$131
1355	MASTR 2003-6 [FIVE]	Prime 2003	7.84%	\$124							\$124
1356	MASTR 2003-6 [FOUR]	Prime 2003	7.84%	\$58							\$58
1357	MASTR 2003-6 [NINE]	Prime 2003	7.84%	\$123							\$123
1358	MASTR 2003-6 [ONE]	Prime 2003	7.84%	\$35							\$35
1359	MASTR 2003-6 [SEVEN]	Prime 2003	7.84%	\$54							\$54
1360	MASTR 2003-6 [SIX]	Prime 2003	7.84%	\$510							\$510
1361	MASTR 2003-6 [THREE]	Prime 2003	7.84%	\$605							\$605
1362	MASTR 2003-6 [TWO]	Prime 2003	7.84%	\$32							\$32
1363	MASTR 2003-7 [1]	Prime 2003	2.84%	\$81							\$81

A		B		C		D		E		F	
Name		Cohort		GMACM Servicer %		GMACM Claim		Insurer		GMACM Recognized Claim	
1364	MASTR 2003-7 [2]	Prime 2003	2.84%	\$62							\$62
1365	MASTR 2003-7 [3]	Prime 2003	2.84%	\$7							\$7
1366	MASTR 2003-7 [4]	Prime 2003	2.84%	\$152							\$152
1367	MASTR 2003-7 [5]	Prime 2003	2.84%	\$4							\$4
1368	MASTR 2003-8 [1]	Prime 2003	3.16%	\$141							\$141
1369	MASTR 2003-8 [2]	Prime 2003	3.16%	\$92							\$92
1370	MASTR 2003-8 [3]	Prime 2003	3.16%	\$128					MBIA		\$0
1371	MASTR 2003-8 [4]	Prime 2003	3.16%	\$16							\$16
1372	MASTR 2003-8 [5]	Prime 2003	3.16%	\$14							\$14
1373	MASTR 2003-8 [6]	Prime 2003	3.16%	\$5							\$5
1374	MASTR 2003-8 [7]	Prime 2003	3.16%	\$8							\$8
1375	MASTR 2003-8 [8]	Prime 2003	3.16%	\$51							\$51
1376	MASTR 2003-9 [1]	Prime 2003	26.56%	\$424							\$424
1377	MASTR 2003-9 [2]	Prime 2003	26.56%	\$431							\$431
1378	MASTR 2003-9 [3]	Prime 2003	26.56%	\$38							\$38
1379	MASTR 2003-9 [4]	Prime 2003	26.56%	\$53							\$53
1380	MASTR 2003-9 [5]	Prime 2003	26.56%	\$288							\$288
1381	MASTR 2004-1 [1]	Prime 2004	12.12%	\$140							\$140
1382	MASTR 2004-1 [2]	Prime 2004	12.12%	\$10							\$10
1383	MASTR 2004-1 [3]	Prime 2004	12.12%	\$38							\$38
1384	MASTR 2004-1 [4]	Prime 2004	12.12%	\$23							\$23
1385	MASTR 2004-1 [5]	Prime 2004	12.12%	\$92							\$92
1386	MASTR 2004-10 [1]	Prime 2004	12.11%	\$135							\$135
1387	MASTR 2004-10 [2]	Prime 2004	12.11%	\$215							\$215
1388	MASTR 2004-10 [3]	Prime 2004	12.11%	\$201							\$201
1389	MASTR 2004-10 [4]	Prime 2004	12.11%	\$134							\$134
1390	MASTR 2004-10 [5]	Prime 2004	12.11%	\$160							\$160
1391	MASTR 2004-10 [6]	Prime 2004	12.11%	\$125							\$125
1392	MASTR 2004-11 [1]	Prime 2004	6.07%	\$56							\$56
1393	MASTR 2004-11 [2]	Prime 2004	6.07%	\$120							\$120
1394	MASTR 2004-11 [3]	Prime 2004	6.07%	\$62							\$62
1395	MASTR 2004-11 [4]	Prime 2004	6.07%	\$175							\$175
1396	MASTR 2004-11 [5]	Prime 2004	6.07%	\$165							\$165
1397	MASTR 2004-3 [1]	Prime 2004	10.46%	\$50							\$50
1398	MASTR 2004-3 [2]	Prime 2004	10.46%	\$41							\$41
1399	MASTR 2004-3 [3]	Prime 2004	10.46%	\$160							\$160
1400	MASTR 2004-3 [4]	Prime 2004	10.46%	\$225							\$225
1401	MASTR 2004-3 [5]	Prime 2004	10.46%	\$48							\$48
1402	MASTR 2004-4 [ONE.1]	Prime 2004	2.65%	\$41							\$41
1403	MASTR 2004-4 [ONE.2]	Prime 2004	2.65%	\$35							\$35
1404	MASTR 2004-4 [ONE.3]	Prime 2004	2.65%	\$4							\$4
1405	MASTR 2004-4 [THREE]	Prime 2004	2.65%	\$25							\$25
1406	MASTR 2004-4 [TWO]	Prime 2004	2.65%	\$93							\$93
1407	MASTR 2004-5 [1]	Prime 2004	2.56%	\$81							\$81
1408	MASTR 2004-5 [2]	Prime 2004	2.56%	\$26							\$26
1409	MASTR 2004-6 [1]	Prime 2004	2.80%	\$37							\$37
1410	MASTR 2004-6 [2A]	Prime 2004	2.80%	\$34							\$34
1411	MASTR 2004-6 [2B]	Prime 2004	2.80%	\$32							\$32
1412	MASTR 2004-6 [3]	Prime 2004	2.80%	\$25							\$25
1413	MASTR 2004-6 [4]	Prime 2004	2.80%	\$36							\$36
1414	MASTR 2004-6 [5]	Prime 2004	2.80%	\$54							\$54







A	B	C	D	E	F
Name	Cohort	GMACM Servicer %	GMACM Claim	Insurer	GMACM Recognized Claim
1517	SACO 2006-12 [1]	Second Lien 2006	23.99%	\$181	\$181
1518	SACO 2006-12 [2]	Second Lien 2006	23.99%	\$444	\$0
1519	SACO 2006-5 [1]	CES 2006	41.41%	\$1,384	\$1,384
1520	SACO 2006-5 [2]	CES 2006	41.41%	\$2,018	\$2,018
1521	SACO 2006-6 [A]	CES 2006	26.65%	\$68	\$68
1522	SACO 2006-6 [F]	CES 2006	26.65%	\$2,044	\$2,044
1523	SACO 2006-7 [Total]	CES 2006	17.72%	\$464	\$464
1524	SACO 2006-9 [A]	CES 2006	73.38%	\$516	\$516
1525	SACO 2006-9 [F]	CES 2006	73.38%	\$2,820	\$2,820
1526	SACO 2007-1 [1A]	CES 2007	73.83%	\$179	\$179
1527	SACO 2007-1 [1F]	CES 2007	73.83%	\$1,035	\$1,035
1528	SACO 2007-1 [2A]	CES 2007	73.83%	\$51	\$51
1529	SACO 2007-1 [2F]	CES 2007	73.83%	\$400	\$400
1530	SACO 2007-2 [1]	CES 2007	62.19%	\$1,272	\$1,272
1531	SACO 2007-2 [2]	CES 2007	62.19%	\$186	\$186
1532	SAIL 2005-5 [1A]	Subprime 2005	10.93%	\$14,582	\$0
1533	SAIL 2005-5 [1F]	Subprime 2005	10.93%	\$3,142	\$0
1534	SAIL 2005-5 [2A]	Subprime 2005	10.93%	\$17,946	\$0
1535	SAIL 2005-5 [2F]	Subprime 2005	10.93%	\$3,025	\$0
1536	SAIL 2005-5 [3A]	Subprime 2005	10.93%	\$14,442	\$0
1537	SAIL 2005-5 [3F]	Subprime 2005	10.93%	\$3,146	\$0
1538	SAIL 2005-5 [4A]	Subprime 2005	10.93%	\$18,278	\$0
1539	SAIL 2005-5 [4F]	Subprime 2005	10.93%	\$3,139	\$0
1540	SAIL 2005-9 [1A]	Subprime 2005	0.66%	\$1,669	\$1,669
1541	SAIL 2005-9 [1F]	Subprime 2005	0.66%	\$361	\$361
1542	SAIL 2005-9 [2A]	Subprime 2005	0.66%	\$792	\$792
1543	SAIL 2005-9 [2F]	Subprime 2005	0.66%	\$109	\$109
1544	SAIL 2005-9 [3A]	Subprime 2005	0.66%	\$3,653	\$3,653
1545	SAIL 2005-9 [3F]	Subprime 2005	0.66%	\$649	\$649
1546	SAIL 2006-2 [A]	Subprime 2006	0.78%	\$5,099	\$5,099
1547	SAIL 2006-2 [F]	Subprime 2006	0.78%	\$960	\$960
1548	SAIL 2006-3 [1A]	Subprime 2006	2.30%	\$10,918	\$10,918
1549	SAIL 2006-3 [1F]	Subprime 2006	2.30%	\$2,797	\$2,797
1550	SAIL 2006-3 [2A]	Subprime 2006	2.30%	\$4,317	\$4,317
1551	SAIL 2006-3 [2F]	Subprime 2006	2.30%	\$1,246	\$1,246
1552	SAIL 2006-3 [3A]	Subprime 2006	2.30%	\$12,467	\$12,467
1553	SAIL 2006-3 [3F]	Subprime 2006	2.30%	\$2,856	\$2,856
1554	SAMI 2003-AR1 [1]	Prime 2003	4.06%	\$306	\$306
1555	SAMI 2003-AR1 [2]	Prime 2003	4.06%	\$116	\$116
1556	SAMI 2003-AR1 [3]	Prime 2003	4.06%	\$181	\$181
1557	SAMI 2003-AR1 [4]	Prime 2003	4.06%	\$49	\$49
1558	SAMI 2003-AR1 [5]	Prime 2003	4.06%	\$27	\$27
1559	SAMI 2004-AR6 [1]	ALT-A 2004	4.25%	\$714	\$714
1560	SAMI 2004-AR6 [2]	ALT-A 2004	4.25%	\$291	\$291
1561	SAMI 2004-AR6 [3]	ALT-A 2004	4.25%	\$142	\$142
1562	SAMI 2005-AR1 [1]	ALT-A 2005	8.56%	\$3,278	\$3,278
1563	SAMI 2005-AR1 [2]	ALT-A 2005	8.56%	\$1,295	\$1,295
1564	SASC 1995-2A [1]	Prime 1999	27.89%	\$659	\$659
1565	SASC 1995-2A [2]	Prime 1999	27.89%	\$283	\$283
1566	SASC 2001-8A [FOUR]	Prime 2001	9.00%	\$96	\$96
1567	SASC 2001-8A [ONE]	Prime 2001	9.00%	\$40	\$40

A		B		C		D		E		F	
Name		Cohort		GMACM Servicer %		GMACM Claim		Insurer		GMACM Recognized Claim	
1568	SASC 2001-8A [THREE]	Prime 2001	9.00%	\$18							\$18
1569	SASC 2001-8A [TWO]	Prime 2001	9.00%	\$19							\$19
1570	SASC 2001-9 [FIVED]	Prime 2001	4.50%	\$6							\$6
1571	SASC 2001-9 [FIVENR]	Prime 2001	4.50%	\$18							\$18
1572	SASC 2001-9 [FIVER]	Prime 2001	4.50%	\$0							\$0
1573	SASC 2001-9 [FOURD]	Prime 2001	4.50%	\$3							\$0
1574	SASC 2001-9 [FOURNR]	Prime 2001	4.50%	\$39							\$0
1575	SASC 2001-9 [FOURR]	Prime 2001	4.50%	\$2							\$0
1576	SASC 2001-9 [ONED]	Prime 2001	4.50%	\$0							\$0
1577	SASC 2001-9 [ONENR]	Prime 2001	4.50%	\$23							\$0
1578	SASC 2001-9 [ONER]	Prime 2001	4.50%	\$0							\$0
1579	SASC 2001-9 [SIXD]	Prime 2001	4.50%	\$17							\$0
1580	SASC 2001-9 [SIXNR]	Prime 2001	4.50%	\$23							\$0
1581	SASC 2001-9 [SIXR]	Prime 2001	4.50%	\$1							\$0
1582	SASC 2001-9 [THREE]	Prime 2001	4.50%	\$38							\$0
1583	SASC 2001-9 [TWOONR]	Prime 2001	4.50%	\$44							\$0
1584	SASC 2001-9 [TWOOR]	Prime 2001	4.50%	\$2							\$0
1585	SASC 2002-12 [1]	Prime 2002	9.00%	\$252							\$252
1586	SASC 2002-12 [2]	Prime 2002	9.00%	\$5,596							\$5,596
1587	SASC 2002-12 [3]	Prime 2002	9.00%	\$483							\$483
1588	SASC 2002-12 [4]	Prime 2002	9.00%	\$4,751							\$4,751
1589	SASC 2002-4H [1]	Subprime 2002	20.87%	\$925							\$925
1590	SASC 2002-4H [2]	Subprime 2002	20.87%	\$108							\$108
1591	SASC 2005-RF1 [Total]	Subprime 2005	2.90%	\$822							\$822
1592	SASC 2005-RF2 [Total]	Subprime 2005	9.50%	\$6,817							\$6,817
1593	SASC 2005-RF4 [Total]	Subprime 2005	7.49%	\$7,184							\$7,184
1594	SASC 2005-RF6 [Total]	Subprime 2005	6.70%	\$3,115							\$3,115
1595	SASC 2005-S1 [1]	CES 2005	7.22%	\$230							\$230
1596	SASC 2005-S1 [2]	CES 2005	7.22%	\$892							\$892
1597	SASC 2005-S2 [Total]	CES 2005	22.81%	\$2,494							\$2,494
1598	SASC 2005-S3 [Total]	CES 2005	39.01%	\$7,414							\$7,414
1599	SASC 2005-S4 [Total]	CES 2005	0.03%	\$3							\$3
1600	SASC 2005-S5 [Total]	CES 2005	14.25%	\$1,359							\$1,359
1601	SASC 2005-S6 [Total]	CES 2005	100.00%	\$15,605							\$15,605
1602	SASC 2005-S7 [Total]	CES 2005	86.77%	\$2,166							\$2,166
1603	SASC 2006-BC2 [1A]	Subprime 2006	0.90%	\$2,379							\$2,379
1604	SASC 2006-BC2 [1F]	Subprime 2006	0.90%	\$959							\$959
1605	SASC 2006-BC2 [2A]	Subprime 2006	0.90%	\$2,452							\$2,452
1606	SASC 2006-BC2 [2F]	Subprime 2006	0.90%	\$1,083							\$1,083
1607	SASC 2006-S1 [Total]	CES 2006	4.40%	\$218							\$218
1608	SASC 2007-TC1 [A]	Subprime 2007	7.75%	\$2,910							\$2,910
1609	SASC 2007-TC1 [F]	Subprime 2007	7.75%	\$1,667							\$1,667
1610	SASC 2008-RF1 [Total]	Subprime 2008	5.00%	\$1,303							\$1,303
1611	SASCO 2002-9 [2FR]	Prime 2002	16.74%	\$24							\$24
1612	SASCO 2002-9 [2L]	Prime 2002	16.74%	\$4							\$4
1613	SASCO 2002-9 [A1-MI]	Prime 2002	16.74%	\$824							\$824
1614	SASCO 2002-9 [A1-NOMI]	Prime 2002	16.74%	\$767							\$767
1615	SASCO 2002-9 [B1-MI]	Prime 2002	16.74%	\$168							\$168
1616	SASCO 2002-9 [B1-NOMI]	Prime 2002	16.74%	\$648							\$648
1617	SASI 1993-6 [CIT1]	Prime 1999	4.50%	\$5							\$5
1618	SASI 1993-6 [CWF1]	Prime 1999	4.50%	\$6							\$6

A		B	C	D	E	F
Name	Cohort	GMACM Servicer %	GMACM Claim	Insurer	GMACM Recognized Claim	
1619 SASI 1993-6 [GEC1]	Prime 1999	4.50%	\$2		\$2	
1620 SASI 1993-6 [ITT2]	Prime 1999	4.50%	\$4		\$4	
1621 SASI 1993-6 [ITT3]	Prime 1999	4.50%	\$8	GEMICO (Pool Policy)/FSA - Insurer Exception	\$8	
1622 SASI 1993-6 [ITT4]	Prime 1999	4.50%	\$4		\$4	
1623 SASI 1993-6 [ITT5]	Prime 1999	4.50%	\$2		\$2	
1624 SASI 1993-6 [SASC3]	Prime 1999	4.50%	\$31	GEMICO (Pool Policy)/FSA - Insurer Exception	\$31	
1625 SEMT 2004-10 [1]	Prime 2004	7.22%	\$734		\$734	
1626 SEMT 2004-10 [2]	Prime 2004	7.22%	\$737		\$737	
1627 SEMT 2004-11 [1]	Prime 2004	13.06%	\$1,036		\$1,036	
1628 SEMT 2004-11 [2]	Prime 2004	13.06%	\$205		\$205	
1629 SEMT 2004-11 [3]	Prime 2004	13.06%	\$408		\$408	
1630 SEMT 2004-12 [1]	Prime 2004	14.63%	\$1,842		\$1,842	
1631 SEMT 2004-12 [2]	Prime 2004	14.63%	\$1,009		\$1,009	
1632 SEMT 2004-12 [3]	Prime 2004	14.63%	\$1,015		\$1,015	
1633 SEMT 2004-3 [1]	Prime 2004	51.23%	\$858		\$858	
1634 SEMT 2004-3 [2]	Prime 2004	51.23%	\$8,038		\$8,038	
1635 SEMT 2004-4 [Total]	Prime 2004	2.82%	\$510		\$510	
1636 SEMT 2004-5 [1]	Prime 2004	3.64%	\$339		\$339	
1637 SEMT 2004-5 [2A]	Prime 2004	3.64%	\$88		\$88	
1638 SEMT 2004-5 [2B]	Prime 2004	3.64%	\$72		\$72	
1639 SEMT 2004-6 [1]	Prime 2004	0.11%	\$13		\$13	
1640 SEMT 2004-6 [2A]	Prime 2004	0.11%	\$3		\$3	
1641 SEMT 2004-6 [2B]	Prime 2004	0.11%	\$2		\$2	
1642 SEMT 2004-6 [3]	Prime 2004	0.11%	\$5		\$5	
1643 SEMT 2004-7 [1]	Prime 2004	0.79%	\$73		\$73	
1644 SEMT 2004-7 [2]	Prime 2004	0.79%	\$37		\$37	
1645 SEMT 2004-7 [3]	Prime 2004	0.79%	\$37		\$37	
1646 SEMT 2004-8 [1A]	Prime 2004	5.38%	\$322		\$322	
1647 SEMT 2004-8 [1B]	Prime 2004	5.38%	\$286		\$286	
1648 SEMT 2004-8 [2]	Prime 2004	5.38%	\$697		\$697	
1649 SEMT 2004-9 [1]	Prime 2004	7.42%	\$1,033		\$1,033	
1650 SEMT 2004-9 [2]	Prime 2004	7.42%	\$675		\$675	
1651 SEMT 2005-1 [1]	Prime 2005	23.83%	\$1,765		\$1,765	
1652 SEMT 2005-1 [2]	Prime 2005	23.83%	\$592		\$592	
1653 SEMT 2005-2 [1]	Prime 2005	13.15%	\$819		\$819	
1654 SEMT 2005-2 [2]	Prime 2005	13.15%	\$513		\$513	
1655 SEMT 2005-3 [Total]	ALT-A 2005	23.86%	\$2,931		\$2,931	
1656 SEMT 2005-4 [1]	Prime 2005	2.35%	\$94		\$94	
1657 SEMT 2005-4 [2]	Prime 2005	2.35%	\$106		\$106	
1658 SEMT 2007-1 [1]	Prime 2007	25.14%	\$1,758		\$1,758	
1659 SEMT 2007-1 [2]	Prime 2007	25.14%	\$14,948		\$14,948	
1660 SEMT 2007-1 [3]	Prime 2007	25.14%	\$2,183		\$2,183	
1661 SEMT 2007-1 [4]	Prime 2007	25.14%	\$3,672		\$3,672	
1662 SEMT 2007-1 [5]	Prime 2007	25.14%	\$5,910		\$5,910	
1663 SEMT 2007-2 [1]	Prime 2007	8.47%	\$4,857		\$4,857	
1664 SEMT 2007-2 [2A]	Prime 2007	8.47%	\$1,720		\$1,720	
1665 SEMT 2007-2 [2B]	Prime 2007	8.47%	\$1,330		\$1,330	
1666 SEMT 2007-3 [1]	Prime 2007	27.27%	\$11,325		\$11,325	
1667 SEMT 2007-3 [2A]	Prime 2007	27.27%	\$3,631		\$3,631	
1668 SEMT 2007-3 [2B]	Prime 2007	27.27%	\$2,169		\$2,169	
1669 SEMT 2007-3 [2C]	Prime 2007	27.27%	\$2,059		\$2,059	

A	B	C	D	E	F
Name	Cohort	GMACM Servicer %	GMACM Claim	Insurer	GMACM Recognized Claim
1670	SEMT 2007-4 [1]	59.37%	\$6,511		\$6,511
1671	SEMT 2007-4 [2]	59.37%	\$512		\$512
1672	SEMT 2007-4 [3]	59.37%	\$6,833		\$6,833
1673	SEMT 2007-4 [4]	59.37%	\$3,481		\$3,481
1674	SEMT 2007-4 [5]	59.37%	\$2,031		\$2,031
1675	SMART 1993-3A [1]	4.50%	\$0	GEMICO (Pool Policy)	\$0
1676	SMART 1993-3A [2]	4.50%	\$0	GEMICO (Pool Policy)	\$0
1677	SMART 1993-3A [3]	4.50%	\$3	GEMICO (Pool Policy)/FGIC	\$3
1678	SMART 1993-6A [A]	4.50%	\$0	GEMICO (Pool Policy)	\$0
1679	SMART 1993-6A [B]	4.50%	\$6	FGIC/GEMICO (Pool Policy)	\$6
1680	SMSC 1992-2 [Total]	8.99%	\$34	GEMICO (Pool Policy)/PMI (Pool Policy)	\$34
1681	SMSC 1992-3 [Total]	43.13%	\$190	GEMICO (Pool Policy)/PMI (Pool Policy)/FSI (Pool Policy)	\$190
1682	SMSC 1992-4 [Total]	44.51%	\$522	GEMICO (Pool Policy)/PMI (Pool Policy)/FSI (Pool Policy)	\$522
1683	SMSC 1992-6 [Total]	47.68%	\$157	GEMICO (Pool Policy)/FSI (Pool Policy)	\$157
1684	SMSC 1994-2 [Total]	26.35%	\$90		\$90
Southwest Savings 1988-1					
1685	[Total]	4.50%	\$1		\$1
1686	SVHE 2003-2 [1]	53.42%	\$5,317		\$5,317
1687	SVHE 2003-2 [2]	53.42%	\$2,755		\$2,755
1688	SVHE 2005-A [Total]	45.96%	\$7,273		\$7,273
1689	SVHE 2005-B [Total]	65.47%	\$11,555		\$11,555
1690	TWTS 2005-13SL [1]	100.00%	\$884	FGIC	\$884
1691	TWTS 2005-13SL [2]	100.00%	\$131	FGIC	\$131
1692	TWTS 2005-9HGS [1]	100.00%	\$6,828		\$6,828
1693	TWTS 2005-9HGS [2]	100.00%	\$1,213		\$1,213
1694	TWTS 2006-2HGS [F]	100.00%	\$15,864	FGIC	\$15,864
1695	TWTS 2006-2HGS [H]	100.00%	\$1,748	FGIC	\$1,748
1696	TWTS 2006-HF1 [F]	100.00%	\$3,952		\$3,952
1697	TWTS 2006-HF1 [H]	100.00%	\$662		\$662
1698	TRUMN 2004-1 [1]	9.00%	\$5,983		\$5,983
1699	TRUMN 2004-1 [2]	9.00%	\$304		\$304
1700	TRUMN 2005-1 [1]	9.00%	\$5,099		\$5,099
1701	TRUMN 2005-1 [2]	9.00%	\$223		\$223
1702	TRUMN 2006-1 [1A]	5.00%	\$2,045		\$2,045
1703	TRUMN 2006-1 [1F]	5.00%	\$2,646		\$2,646
1704	TRUMN 2006-1 [2]	5.00%	\$213		\$213
1705			\$17,790,612		\$15,939,445

**Schedule 1R**

A		B	C	D	E	F
Name	Cohort	RFC Servicer %	RFC Claim	Insurer	RFC Recognized Claim	
1	AHM 2004-4 [1]	14.48%	\$5,141		\$5,141	
2	AHM 2004-4 [2]	14.48%	\$11,797		\$11,797	
3	AHM 2004-4 [3]	14.48%	\$11,131		\$11,131	
4	AHM 2004-4 [4]	14.48%	\$17,976		\$17,976	
5	AHM 2004-4 [5]	14.48%	\$11,743		\$11,743	
6	AHM 2004-4 [6]	14.48%	\$7,796		\$7,796	
7	AHM 2004-4 [7]	14.48%	\$4,404	MBIA	\$0	
8	BAFC 2005-3 [1]	16.89%	\$2,686		\$2,686	
9	BAFC 2005-3 [2A]	16.89%	\$887		\$887	
10	BAFC 2005-3 [2B]	16.89%	\$437		\$437	
11	BAFC 2005-3 [2C]	16.89%	\$399		\$399	
12	BAFC 2005-4 [1]	6.30%	\$274	Assured Guaranty - Insurer Exception	\$274	
13	BAFC 2005-4 [2]	6.30%	\$474	Assured Guaranty - Insurer Exception	\$474	
14	BAFC 2005-5 [1]	16.22%	\$1,247		\$1,247	
15	BAFC 2005-5 [2]	16.22%	\$1,167		\$1,167	
16	BAFC 2005-5 [3]	16.22%	\$592		\$592	
17	BAFC 2005-6 [1]	6.36%	\$962		\$962	
18	BAFC 2005-6 [2]	6.36%	\$1,006		\$1,006	
19	BAFC 2005-7 [1]	2.11%	\$150		\$150	
20	BAFC 2005-7 [2]	2.11%	\$133		\$133	
21	BAFC 2005-7 [3]	2.11%	\$239		\$239	
22	BAFC 2005-7 [4]	2.11%	\$192		\$192	
23	BAFC 2005-8 [1]	9.20%	\$396		\$396	
24	BAFC 2005-8 [2]	9.20%	\$1,273		\$1,273	
25	BAFC 2005-8 [3]	9.20%	\$216		\$216	
26	BAFC 2005-8 [4]	9.20%	\$1,084		\$1,084	
27	BAFC 2006-1 [1]	13.02%	\$1,852		\$1,852	
28	BAFC 2006-1 [2]	13.02%	\$794		\$794	
29	BAFC 2006-1 [3]	13.02%	\$694		\$694	
30	BAFC 2006-5 [1]	5.76%	\$577		\$577	
31	BAFC 2006-5 [2]	5.76%	\$280		\$280	
32	BAFC 2006-5 [3]	5.76%	\$294		\$294	
33	BAFC 2006-5 [4]	5.76%	\$969		\$969	
34	BALTA 2003-1 [1]	4.50%	\$59		\$59	
35	BALTA 2003-1 [2]	4.50%	\$46		\$46	
36	BALTA 2005-4 [I]	0.03%	\$20		\$20	
37	BALTA 2005-4 [II]	0.03%	\$11		\$11	
38	BALTA 2005-4 [III]	0.03%	\$10		\$10	
39	BALTA 2005-4 [IV]	0.03%	\$59		\$59	
40	BALTA 2005-4 [V]	0.03%	\$5		\$5	
41	BALTA 2005-4 [VI]	0.03%	\$3		\$3	
42	BALTA 2005-4 [VII]	4.00%	\$1,160		\$1,160	
43	BALTA 2005-4 [VIII]	4.00%	\$935		\$935	
44	BALTA 2005-4 [IX]	4.00%	\$98		\$98	
45	BALTA 2005-4 [X]	5.00%	\$1,827		\$1,827	
46	BALTA 2005-4 [XI]	5.00%	\$1,554		\$1,554	
47	BALTA 2005-4 [XII]	3.97%	\$833	FGIC	\$833	
48	BALTA 2005-4 [XIII]	3.97%	\$1,088		\$1,088	
49	BALTA 2005-4 [XIV]					



A		B	C	D	E	F
Name		Cohort	RFC Servicer %	RFC Claim	Insurer	RFC Recognized Claim
1						
50	BAYV 2005-B [2F]	Subprime 2005	3.97%	\$194		\$194
51	BSARM 2005-12 [I-1]	Prime 2005	8.76%	\$2,846		\$2,846
52	BSARM 2005-12 [I-2]	Prime 2005	8.76%	\$6,221		\$6,221
53	BSARM 2005-12 [I-3]	Prime 2005	8.76%	\$2,542		\$2,542
54	BSARM 2005-12 [II-1]	Prime 2005	8.76%	\$531		\$531
55	BSARM 2005-12 [II-2]	Prime 2005	8.76%	\$1,249		\$1,249
56	BSARM 2005-12 [II-3]	Prime 2005	8.76%	\$2,497		\$2,497
57	BSARM 2005-12 [II-4]	Prime 2005	8.76%	\$374		\$374
58	BSARM 2005-12 [II-5]	Prime 2005	8.76%	\$623		\$623
59	CARR 2006-RFC1 [A_2YR]	Subprime 2006	100.00%	\$273,060		\$273,060
60	CARR 2006-RFC1 [A_3YR]	Subprime 2006	100.00%	\$46,373		\$46,373
61	CARR 2006-RFC1 [F]	Subprime 2006	100.00%	\$49,752		\$49,752
62	CARR 2007-RFC1 [1A_1]	Subprime 2007	100.00%	\$292,254		\$292,254
63	CARR 2007-RFC1 [1A_2]	Subprime 2007	100.00%	\$69,967		\$69,967
64	CARR 2007-RFC1 [2F]	Subprime 2007	100.00%	\$108,421		\$108,421
65	CMLTI 2007-AMC2 [1A_GE36]	Subprime 2007	25.68%	\$38,996		\$38,996
66	CMLTI 2007-AMC2 [1A_LE24]	Subprime 2007	25.68%	\$64,005		\$64,005
67	CMLTI 2007-AMC2 [1F]	Subprime 2007	25.68%	\$51,512		\$51,512
68	CMLTI 2007-AMC2 [2A_GE36]	Subprime 2007	25.68%	\$8,608		\$8,608
69	CMLTI 2007-AMC2 [2A_LE24]	Subprime 2007	25.68%	\$13,616		\$13,616
70	CMLTI 2007-AMC2 [2F]	Subprime 2007	25.68%	\$14,597		\$14,597
71	CMLTI 2007-AMC2 [3A_GE36]	Subprime 2007	25.68%	\$37,093		\$37,093
72	CMLTI 2007-AMC2 [3A_LE24]	Subprime 2007	25.68%	\$117,616		\$117,616
73	CMLTI 2007-AMC2 [3F]	Subprime 2007	25.68%	\$60,887		\$60,887
74	CSFB 2002-34 [FOUR]	Prime 2002	5.31%	\$593		\$593
75	CSFB 2002-34 [ONE]	Prime 2002	5.31%	\$560		\$560
76	CSFB 2002-34 [THREE]	Prime 2002	5.31%	\$1,035		\$1,035
77	CSFB 2002-34 [TWO]	Prime 2002	5.31%	\$516		\$516
78	CSFB 2002-AR33 [FIVE]	ALT-A 2002	3.62%	\$45		\$45
79	CSFB 2002-AR33 [FOUR]	ALT-A 2002	3.62%	\$13		\$13
80	CSFB 2002-AR33 [ONE]	ALT-A 2002	3.62%	\$28		\$28
81	CSFB 2002-AR33 [THREE]	ALT-A 2002	3.62%	\$141		\$141
82	CSFB 2002-AR33 [TWO]	ALT-A 2002	3.62%	\$34		\$34
83	CSFB 2003-23 [EIGHT]	Prime 2003	9.70%	\$233		\$233
84	CSFB 2003-23 [FIVE]	Prime 2003	9.70%	\$704		\$704
85	CSFB 2003-23 [FOUR]	Prime 2003	9.70%	\$428		\$428
86	CSFB 2003-23 [ONE]	Prime 2003	9.70%	\$1,648		\$1,648
87	CSFB 2003-23 [SEVEN]	Prime 2003	9.70%	\$179		\$179
88	CSFB 2003-23 [SIX]	Prime 2003	9.70%	\$546		\$546
89	CSFB 2003-23 [THREE]	Prime 2003	9.70%	\$1,437		\$1,437
90	CSFB 2003-23 [TWO]	Prime 2003	9.70%	\$778		\$778
91	DBALT 2005-AR2 [1]	ALT-A 2005	17.87%	\$4,793		\$4,793
92	DBALT 2005-AR2 [2]	ALT-A 2005	17.87%	\$2,351		\$2,351
93	DBALT 2005-AR2 [3]	ALT-A 2005	17.87%	\$2,208		\$2,208
94	DBALT 2005-AR2 [4]	ALT-A 2005	17.87%	\$4,555		\$4,555
95	DBALT 2005-AR2 [5]	ALT-A 2005	17.87%	\$3,352		\$3,352
96	DBALT 2005-AR2 [6]	ALT-A 2005	17.87%	\$1,695		\$1,695
97	DBALT 2005-AR2 [7]	ALT-A 2005	17.87%	\$1,408		\$1,408

A	B	C	D	E	F
Name	Cohort	RFC Servicer %	RFC Claim	Insurer	RFC Recognized Claim
1					
98	DBALT 2007-RMP1 [A]	100.00%	\$26,508		\$26,508
99	DBALT 2007-RMP1 [F]	100.00%	\$78,434		\$78,434
100	DMSI 2004-5 [Total]	38.89%	\$33,125	FGIC	\$33,125
101	FMRMT 2003-A [Total]	50.00%	\$928		\$928
102	FNR 2002-66 [FIVE]	4.50%	\$1,297	FNMA/FNMA (Agency Wrap)	\$0
103	FNR 2002-66 [FOUR]	4.50%	\$1,832	FNMA/FNMA (Agency Wrap)	\$0
104	FNR 2002-66 [ONE]	4.50%	\$7,395	FNMA/FNMA (Agency Wrap)	\$0
105	GRCAP 1991-4 [Total]	4.50%	\$12		\$12
106	GSAMP 2004-SD1 [Total]	0.75%	\$482		\$482
107	GSR 2005-AR7 [1]	9.00%	\$749		\$749
108	GSR 2005-AR7 [2]	9.00%	\$2,845		\$2,845
109	GSR 2005-AR7 [3]	9.00%	\$675		\$675
110	GSR 2005-AR7 [4]	9.00%	\$863		\$863
111	GSR 2005-AR7 [5]	9.00%	\$926		\$926
112	GSR 2005-AR7 [6]	9.00%	\$4,856		\$4,856
113	GSR 2006-AR2 [1]	15.60%	\$1,127		\$1,127
114	GSR 2006-AR2 [2]	15.60%	\$2,771		\$2,771
115	GSR 2006-AR2 [3]	15.60%	\$4,953		\$4,953
116	GSR 2006-AR2 [4]	15.60%	\$4,244		\$4,244
117	GSR 2006-AR2 [5]	15.60%	\$6,389		\$6,389
118	GSR 2007-AR1 [1]	15.91%	\$1,937		\$1,937
119	GSR 2007-AR1 [2]	15.91%	\$28,186		\$28,186
120	GSR 2007-AR1 [3]	15.91%	\$4,181		\$4,181
121	GSR 2007-AR1 [4]	15.91%	\$1,583		\$1,583
122	GSR 2007-AR1 [5]	15.91%	\$3,441		\$3,441
123	GSR 2007-AR1 [6]	15.91%	\$2,327		\$2,327
124	GSR 2007-HEL1 [Total]	100.00%	\$238	MBIA	\$0
125	GSRPM 2002-1A [Total]	4.50%	\$4,413	Ambac	\$4,413
126	GSRPM 2004-1 [1A]	4.50%	\$594		\$594
127	GSRPM 2004-1 [1F]	4.50%	\$1,733		\$1,733
128	GSRPM 2004-1 [2]	4.50%	\$96		\$96
129	HALO 2007-AR2 [I]	0.33%	\$22		\$22
130	HALO 2007-AR2 [II]	0.33%	\$196		\$196
131	HALO 2007-AR2 [III]	0.33%	\$95		\$95
132	HALO 2007-AR2 [IV]	0.33%	\$53		\$53
133	IMM 2002-9F [Total]	50.00%	\$3,068		\$3,068
134	IMM 2003-2F [Total]	50.00%	\$3,030		\$3,030
135	IMM 2003-9F [Total]	56.09%	\$3,874		\$3,874
136	IMM 2004-10 [1A]	46.05%	\$57,540	FGIC	\$57,540
137	IMM 2004-10 [1F]	46.05%	\$5,185	FGIC	\$5,185
138	IMM 2004-10 [2A]	46.05%	\$37,269	FGIC	\$37,269
139	IMM 2004-10 [2F]	46.05%	\$3,500	FGIC	\$3,500
140	IMM 2004-10 [2S]	46.05%	\$1,255	FGIC	\$1,255
141	IMM 2004-10 [3A]	46.05%	\$15,003		\$15,003
142	IMM 2004-10 [3F]	46.05%	\$723		\$723
143	IMM 2004-10 [4A]	46.05%	\$10,344		\$10,344
144	IMM 2004-4 [1]	8.04%	\$4,995		\$4,995
145	IMM 2004-4 [2]	8.04%	\$957		\$957

A	B	C	D	E	F
Name	Cohort	RFC Servicer %	RFC Claim	Insurer	RFC Recognized Claim
146	IMM 2004-5 [1_1ST_ARM]	2.63%	\$1,592		\$1,592
147	IMM 2004-5 [1_1ST_FIX]	2.63%	\$99		\$99
148	IMM 2004-5 [1_2ND]	2.63%	\$59		\$59
149	IMM 2004-5 [2]	2.63%	\$132		\$132
150	IMM 2004-7 [1]	50.00%	\$55,671	AMBAC	\$55,671
151	IMM 2004-7 [2]	50.00%	\$36,960	AMBAC	\$36,960
152	IMM 2004-8 [1]	46.81%	\$25,125	FGIC	\$25,125
153	IMM 2004-8 [2]	46.81%	\$34,226	FGIC	\$34,226
154	IMM 2004-8 [3]	46.81%	\$4,049		\$4,049
155	IMM 2005-1 [1A]	48.73%	\$42,144		\$42,144
156	IMM 2005-1 [1F]	48.73%	\$1,168		\$1,168
157	IMM 2005-1 [2A]	48.73%	\$37,825		\$37,825
158	IMM 2005-1 [2F]	48.73%	\$913		\$913
159	IMM 2005-4 [1]	46.24%	\$129,156		\$129,156
160	IMM 2005-4 [2]	46.24%	\$8,899		\$8,899
161	IMM 2005-8 [1]	36.07%	\$52,574		\$52,574
162	IMM 2005-8 [2]	36.07%	\$19,499		\$19,499
163	IMSA 2002-2 [Total]	50.00%	\$4,590		\$4,590
164	IMSA 2003-1 [Total]	50.00%	\$3,872		\$3,872
165	IMSA 2003-3 [Total]	50.00%	\$8,633		\$8,633
166	IMSA 2004-1 [Total]	50.00%	\$8,811		\$8,811
167	IMSA 2004-2 [Total]	50.00%	\$13,746		\$13,746
168	IMSA 2006-1 [1A1]	32.62%	\$17,477		\$17,477
169	IMSA 2006-1 [1A2_ARM]	32.62%	\$42,215		\$42,215
170	IMSA 2006-1 [1A2_FIX]	32.62%	\$22,733		\$22,733
171	IMSA 2006-1 [2_170]	32.62%	\$12,778		\$12,778
172	IMSA 2006-1 [2_REG]	32.62%	\$19,770		\$19,770
173	IMSA 2006-2 [11A2]	34.93%	\$12,547		\$12,547
174	IMSA 2006-2 [11A3]	34.93%	\$17,675		\$17,675
175	IMSA 2006-2 [11A5]	34.93%	\$47,637		\$47,637
176	IMSA 2006-2 [11FIX]	34.93%	\$1,511		\$1,511
177	IMSA 2006-2 [22REG]	34.93%	\$23,379		\$23,379
178	IMSA 2006-2 [22SPEC]	34.93%	\$10,440		\$10,440
179	LMT 2006-7 [1]	0.43%	\$254		\$254
180	LMT 2006-7 [2]	0.43%	\$486		\$486
181	LMT 2006-7 [3]	0.43%	\$301		\$301
182	LMT 2006-7 [4]	0.43%	\$83		\$83
183	LUM 2006-3 [I_1]	28.35%	\$20,643		\$20,643
184	LUM 2006-3 [I_2]	28.35%	\$19,897		\$19,897
185	LUM 2006-3 [II_1]	28.35%	\$6,123		\$6,123
186	LUM 2006-3 [II_2]	28.35%	\$19,036		\$19,036
187	LUM 2006-3 [II_3]	28.35%	\$9,286		\$9,286
188	LUM 2006-5 [Total]	51.86%	\$117,475		\$117,475
189	LXS 2006-12N [I_A1]	16.77%	\$4,146		\$4,146
190	LXS 2006-12N [I_A2]	16.77%	\$33,752		\$33,752
191	LXS 2006-12N [I_A3]	16.77%	\$2,499		\$2,499
192	LXS 2006-12N [I_A4]	16.77%	\$45,968		\$45,968
193	LXS 2006-12N [I_F]	16.77%	\$19,258		\$19,258

A		B		C		D		E		F	
Name		Cohort		RFC Servicer %		RFC Claim		Insurer		RFC Recognized Claim	
194	LXS 2006-12N [2_A1]	ALT-A 2006	16.77%	\$2,541						\$2,541	
195	LXS 2006-12N [2_A2]	ALT-A 2006	16.77%	\$3,791						\$3,791	
196	LXS 2006-12N [2_A3]	ALT-A 2006	16.77%	\$1,097						\$1,097	
197	LXS 2006-12N [2_A4]	ALT-A 2006	16.77%	\$32,334						\$32,334	
198	LXS 2006-GP1 [1]	ALT-A 2006	50.00%	\$37,662						\$37,662	
199	LXS 2006-GP1 [2]	ALT-A 2006	50.00%	\$40,493						\$40,493	
200	LXS 2006-GP1 [3]	ALT-A 2006	50.00%	\$83,833						\$83,833	
201	LXS 2006-GP2 [1_1]	ALT-A 2006	50.00%	\$31,995						\$31,995	
202	LXS 2006-GP2 [1_2]	ALT-A 2006	50.00%	\$40,471						\$40,471	
203	LXS 2006-GP2 [1_3]	ALT-A 2006	50.00%	\$50,886						\$50,886	
204	LXS 2006-GP2 [2_1]	ALT-A 2006	50.00%	\$11,618						\$11,618	
205	LXS 2006-GP2 [2_2]	ALT-A 2006	50.00%	\$14,848						\$14,848	
206	LXS 2006-GP2 [2_3]	ALT-A 2006	50.00%	\$31,808						\$31,808	
207	LXS 2006-GP2 [3_1]	ALT-A 2006	50.00%	\$8,625						\$8,625	
208	LXS 2006-GP2 [3_2]	ALT-A 2006	50.00%	\$9,601						\$9,601	
209	LXS 2006-GP2 [3_3]	ALT-A 2006	50.00%	\$21,190						\$21,190	
210	LXS 2006-GP3 [1_1]	ALT-A 2006	50.00%	\$12,385						\$12,385	
211	LXS 2006-GP3 [1_2]	ALT-A 2006	50.00%	\$12,839						\$12,839	
212	LXS 2006-GP3 [1_3]	ALT-A 2006	50.00%	\$32,315						\$32,315	
213	LXS 2006-GP3 [2_1]	ALT-A 2006	50.00%	\$5,911						\$5,911	
214	LXS 2006-GP3 [2_2]	ALT-A 2006	50.00%	\$14,213						\$14,213	
215	LXS 2006-GP3 [2_3]	ALT-A 2006	50.00%	\$18,255						\$18,255	
216	LXS 2006-GP3 [3_1]	ALT-A 2006	50.00%	\$25,386						\$25,386	
217	LXS 2006-GP3 [3_2]	ALT-A 2006	50.00%	\$30,702						\$30,702	
218	LXS 2006-GP3 [3_3]	ALT-A 2006	50.00%	\$41,661						\$41,661	
219	MANA 2007-A2 [1]	ALT-A 2007	3.30%	\$4,266						\$4,266	
220	MANA 2007-A2 [2]	ALT-A 2007	3.30%	\$4,340						\$4,340	
221	MANA 2007-A2 [3]	ALT-A 2007	3.30%	\$10,999						\$10,999	
222	MANA 2007-OAR3 [Total]	Pay Option ARM 2007	46.88%	\$96,181						\$96,181	
223	MARM 2006-OA2 [1]	Pay Option ARM 2006	4.19%	\$18,858				FSA		\$0	
224	MARM 2006-OA2 [2]	Pay Option ARM 2006	4.19%	\$12,218				FSA		\$0	
225	MARM 2006-OA2 [3]	Pay Option ARM 2006	4.19%	\$3,129				FSA		\$3,129	
226	MARM 2006-OA2 [4]	Pay Option ARM 2006	4.19%	\$14,782				FSA		\$0	
227	MARM 2007-1 [11M0]	ALT-A 2007	3.27%	\$1,076						\$1,076	
228	MARM 2007-1 [11M1]	ALT-A 2007	3.27%	\$1,238						\$1,238	
229	MARM 2007-1 [11M2]	ALT-A 2007	3.27%	\$336						\$336	
230	MARM 2007-1 [11M3]	ALT-A 2007	3.27%	\$2,881						\$2,881	
231	MARM 2007-1 [11T0]	ALT-A 2007	3.27%	\$271						\$271	
232	MARM 2007-1 [11T1]	ALT-A 2007	3.27%	\$89						\$89	
233	MARM 2007-1 [11T2]	ALT-A 2007	3.27%	\$42						\$42	
234	MARM 2007-1 [11T3]	ALT-A 2007	3.27%	\$168				FSA		\$168	
235	MARM 2007-1 [12M0]	ALT-A 2007	3.27%	\$4,234				FSA		\$0	
236	MARM 2007-1 [12M1]	ALT-A 2007	3.27%	\$3,687				FSA		\$0	
237	MARM 2007-1 [12M2]	ALT-A 2007	3.27%	\$1,568				FSA		\$0	
238	MARM 2007-1 [12M3]	ALT-A 2007	3.27%	\$6,996				FSA		\$0	
239	MARM 2007-1 [12T0]	ALT-A 2007	3.27%	\$2,872				FSA		\$0	
240	MARM 2007-1 [12T1]	ALT-A 2007	3.27%	\$618				FSA		\$0	
241	MARM 2007-1 [12T2]	ALT-A 2007	3.27%	\$220				FSA		\$0	

A	B	C	D	E	F
Name	Cohort	RFC Servicer %	RFC Claim	Insurer	RFC Recognized Claim
242	MARM 2007-1 [12T3]	3.27%	\$1,356	FSA	\$0
243	MARM 2007-1 [2]	3.27%	\$2,692		\$2,692
244	MASD 2007-1 [A]	100.00%	\$228,989		\$228,989
245	MASD 2007-1 [F]	100.00%	\$78,179		\$78,179
246	MASD 2007-2 [A]	100.00%	\$199,813		\$199,813
247	MASD 2007-2 [F]	100.00%	\$55,788		\$55,788
248	PRIME 2006-1 [Total]	10.93%	\$6,711		\$6,711
249	RAAC 2004-RP1 [1A]	100.00%	\$35,726		\$35,726
250	RAAC 2004-RP1 [1F]	100.00%	\$28,385		\$28,385
251	RAAC 2004-RP1 [2A]	100.00%	\$26,333		\$26,333
252	RAAC 2004-RP1 [2F]	100.00%	\$30,022		\$30,022
253	RAAC 2004-SP1 [1]	100.00%	\$15,526		\$15,526
254	RAAC 2004-SP1 [2]	100.00%	\$8,215		\$8,215
255	RAAC 2004-SP2 [1]	100.00%	\$1,805		\$1,805
256	RAAC 2004-SP2 [2]	100.00%	\$5,468		\$5,468
257	RAAC 2004-SP3 [1]	100.00%	\$11,399		\$11,399
258	RAAC 2004-SP3 [2]	100.00%	\$13,231		\$13,231
259	RAAC 2005-RP1 [1]	100.00%	\$109,256		\$109,256
260	RAAC 2005-RP1 [2]	100.00%	\$77,423		\$77,423
261	RAAC 2005-RP2 [A]	100.00%	\$110,752		\$110,752
262	RAAC 2005-RP2 [F]	100.00%	\$93,221		\$93,221
263	RAAC 2005-RP3 [A]	100.00%	\$172,072		\$172,072
264	RAAC 2005-RP3 [F]	100.00%	\$89,675		\$89,675
265	RAAC 2005-SP1 [1]	100.00%	\$4,257		\$4,257
266	RAAC 2005-SP1 [2]	100.00%	\$7,094		\$7,094
267	RAAC 2005-SP1 [3]	100.00%	\$3,830		\$3,830
268	RAAC 2005-SP1 [4]	100.00%	\$2,755		\$2,755
269	RAAC 2005-SP2 [1A]	100.00%	\$31,377		\$31,377
270	RAAC 2005-SP2 [1F]	100.00%	\$11,914		\$11,914
271	RAAC 2005-SP2 [2A]	100.00%	\$51,271		\$51,271
272	RAAC 2005-SP2 [2F]	100.00%	\$20,965		\$20,965
273	RAAC 2005-SP3 [A]	100.00%	\$46,045		\$46,045
274	RAAC 2005-SP3 [F]	100.00%	\$45,130		\$45,130
275	RAAC 2006-RP1 [A]	100.00%	\$144,788		\$144,788
276	RAAC 2006-RP1 [F]	100.00%	\$89,174		\$89,174
277	RAAC 2006-RP2 [A]	100.00%	\$259,369		\$259,369
278	RAAC 2006-RP2 [F]	100.00%	\$128,454		\$128,454
279	RAAC 2006-RP3 [A]	100.00%	\$253,430		\$253,430
280	RAAC 2006-RP3 [F]	100.00%	\$102,109		\$102,109
281	RAAC 2006-RP4 [A]	100.00%	\$206,098		\$206,098
282	RAAC 2006-RP4 [F]	100.00%	\$113,490		\$113,490
283	RAAC 2006-SP1 [A]	100.00%	\$129,663		\$129,663
284	RAAC 2006-SP1 [F]	100.00%	\$29,405		\$29,405
285	RAAC 2006-SP2 [1F]	100.00%	\$36,528		\$36,528
286	RAAC 2006-SP2 [2F]	100.00%	\$7,727		\$7,727
287	RAAC 2006-SP2 [A]	100.00%	\$110,167		\$110,167
288	RAAC 2006-SP3 [A]	100.00%	\$70,221		\$70,221
289	RAAC 2006-SP3 [F1]	100.00%	\$35,160		\$35,160

A	B	C	D	E	F
Name	Cohort	RFC Servicer %	RFC Claim	Insurer	RFC Recognized Claim
290	RAAC 2006-SP3 [F2]	Subprime 2006	100.00%	\$5,171	\$5,171
291	RAAC 2006-SP4 [A]	Subprime 2006	100.00%	\$63,880	\$63,880
292	RAAC 2006-SP4 [F1]	Subprime 2006	100.00%	\$30,597	\$30,597
293	RAAC 2006-SP4 [F2]	Subprime 2006	100.00%	\$4,693	\$4,693
294	RAAC 2007-RP1 [A]	Subprime 2007	100.00%	\$189,242	\$189,242
295	RAAC 2007-RP1 [F]	Subprime 2007	100.00%	\$65,161	\$65,161
296	RAAC 2007-RP2 [A]	Subprime 2007	100.00%	\$178,970	\$178,970
297	RAAC 2007-RP2 [F]	Subprime 2007	100.00%	\$47,366	\$47,366
298	RAAC 2007-RP3 [A]	Subprime 2007	100.00%	\$199,548	\$199,548
299	RAAC 2007-RP3 [F]	Subprime 2007	100.00%	\$61,861	\$61,861
300	RAAC 2007-RP4 [A]	Subprime 2007	100.00%	\$149,199	\$149,199
301	RAAC 2007-RP4 [F]	Subprime 2007	100.00%	\$47,038	\$47,038
302	RAAC 2007-SP1 [A]	Subprime 2007	100.00%	\$54,425	\$54,425
303	RAAC 2007-SP1 [F_1]	Subprime 2007	100.00%	\$56,501	\$56,501
304	RAAC 2007-SP1 [F_2]	Subprime 2007	100.00%	\$2,442	\$2,442
305	RAAC 2007-SP2 [A]	Subprime 2007	100.00%	\$107,289	\$107,289
306	RAAC 2007-SP2 [F_1]	Subprime 2007	100.00%	\$63,156	\$63,156
307	RAAC 2007-SP2 [F_2]	Subprime 2007	100.00%	\$4,918	\$4,918
308	RAAC 2007-SP3 [A]	Subprime 2007	100.00%	\$132,067	\$132,067
309	RAAC 2007-SP3 [F]	Subprime 2007	100.00%	\$40,168	\$40,168
310	RAI 1999-QS4 [Total]	ALT-A 1999	100.00%	\$1,726	\$1,726
311	RAI 2001-QS13 [Total]	ALT-A 2001	100.00%	\$2,100	\$2,100
312	RAI 2001-QS16 [Total]	ALT-A 2001	100.00%	\$5,913	\$5,913
313	RAI 2001-QS17 [Total]	ALT-A 2001	100.00%	\$7,646	\$7,646
314	RAI 2001-QS18 [Total]	ALT-A 2001	100.00%	\$10,300	\$10,300
315	RAI 2001-QS19 [Total]	ALT-A 2001	100.00%	\$2,906	\$2,906
316	RAI 2002-QS1 [Total]	ALT-A 2002	100.00%	\$7,874	\$7,874
317	RAI 2002-QS10 [Total]	ALT-A 2002	100.00%	\$5,121	\$5,121
318	RAI 2002-QS11 [Total]	ALT-A 2002	100.00%	\$9,818	\$9,818
319	RAI 2002-QS12 [Total]	ALT-A 2002	100.00%	\$15,554	\$15,554
320	RAI 2002-QS13 [Total]	ALT-A 2002	100.00%	\$2,801	\$2,801
321	RAI 2002-QS14 [Total]	ALT-A 2002	100.00%	\$7,157	\$7,157
322	RAI 2002-QS15 [1]	ALT-A 2002	100.00%	\$7,140	\$7,140
323	RAI 2002-QS15 [2]	ALT-A 2002	100.00%	\$7,124	\$7,124
324	RAI 2002-QS16 [Total]	ALT-A 2002	100.00%	\$2,540	\$2,540
325	RAI 2002-QS17 [1]	ALT-A 2002	100.00%	\$9,831	\$9,831
326	RAI 2002-QS17 [2]	ALT-A 2002	100.00%	\$10,023	\$10,023
327	RAI 2002-QS18 [Total]	ALT-A 2002	100.00%	\$3,299	\$3,299
328	RAI 2002-QS19 [Total]	ALT-A 2002	100.00%	\$31,379	\$31,379
329	RAI 2002-QS2 [Total]	ALT-A 2002	100.00%	\$6,599	\$6,599
330	RAI 2002-QS3 [Total]	ALT-A 2002	100.00%	\$16,049	\$16,049
331	RAI 2002-QS4 [Total]	ALT-A 2002	100.00%	\$1,689	\$1,689
332	RAI 2002-QS5 [Total]	ALT-A 2002	100.00%	\$16,270	\$16,270
333	RAI 2002-QS6 [Total]	ALT-A 2002	100.00%	\$16,790	\$16,790
334	RAI 2002-QS7 [Total]	ALT-A 2002	100.00%	\$7,847	\$7,847
335	RAI 2002-QS8 [Total]	ALT-A 2002	100.00%	\$1,466	\$1,466
336	RAI 2002-QS9 [Total]	ALT-A 2002	100.00%	\$9,272	\$9,272
337	RAI 2003-QA1 [1]	ALT-A 2003	100.00%	\$5,622	\$5,622

A	B	C	D	E	F
Name	Cohort	RFC Servicer %	RFC Claim	Insurer	RFC Recognized Claim
1					
338	RALI 2003-QA1 [2]	100.00%	\$4,211		\$4,211
339	RALI 2003-QS1 [Total]	100.00%	\$27,394	MBIA - Insurer Exception	\$27,394
340	RALI 2003-QS10 [Total]	100.00%	\$26,644		\$26,644
341	RALI 2003-QS11 [Total]	100.00%	\$38,720		\$38,720
342	RALI 2003-QS12 [Total]	100.00%	\$4,216		\$4,216
343	RALI 2003-QS13 [Total]	100.00%	\$34,189		\$34,189
344	RALI 2003-QS14 [Total]	100.00%	\$3,467		\$3,467
345	RALI 2003-QS15 [Total]	100.00%	\$32,151		\$32,151
346	RALI 2003-QS16 [Total]	100.00%	\$5,258		\$5,258
347	RALI 2003-QS17 [1]	100.00%	\$6,415		\$6,415
348	RALI 2003-QS17 [2]	100.00%	\$23,142		\$23,142
349	RALI 2003-QS17 [3]	100.00%	\$8,545		\$8,545
350	RALI 2003-QS18 [Total]	100.00%	\$2,745		\$2,745
351	RALI 2003-QS19 [1]	100.00%	\$9,247		\$9,247
352	RALI 2003-QS19 [2]	100.00%	\$11,169		\$11,169
353	RALI 2003-QS19 [3]	100.00%	\$7,372		\$7,372
354	RALI 2003-QS2 [Total]	100.00%	\$18,273		\$18,273
355	RALI 2003-QS20 [1]	100.00%	\$1,028		\$1,028
356	RALI 2003-QS20 [2]	100.00%	\$3,749		\$3,749
357	RALI 2003-QS21 [Total]	100.00%	\$23,604		\$23,604
358	RALI 2003-QS22 [Total]	100.00%	\$14,282		\$14,282
359	RALI 2003-QS23 [Total]	100.00%	\$3,027		\$3,027
360	RALI 2003-QS3 [Total]	100.00%	\$2,633		\$2,633
361	RALI 2003-QS4 [Total]	100.00%	\$18,364		\$18,364
362	RALI 2003-QS5 [Total]	100.00%	\$7,189		\$7,189
363	RALI 2003-QS6 [Total]	100.00%	\$15,021		\$15,021
364	RALI 2003-QS7 [Total]	100.00%	\$13,808		\$13,808
365	RALI 2003-QS8 [Total]	100.00%	\$16,777	MBIA - Insurer Exception	\$16,777
366	RALI 2003-QS9 [Total]	100.00%	\$3,062		\$3,062
367	RALI 2004-QA1 [1_2YR]	100.00%	\$1,546		\$1,546
368	RALI 2004-QA1 [1_3YR]	100.00%	\$3,804		\$3,804
369	RALI 2004-QA1 [1_5YR]	100.00%	\$4,680		\$4,680
370	RALI 2004-QA1 [2_2YR]	100.00%	\$265		\$265
371	RALI 2004-QA1 [2_3YR]	100.00%	\$1,951		\$1,951
372	RALI 2004-QA1 [2_5YR]	100.00%	\$2,130		\$2,130
373	RALI 2004-QA2 [1]	100.00%	\$26,995		\$26,995
374	RALI 2004-QA2 [2]	100.00%	\$11,937		\$11,937
375	RALI 2004-QA3 [CB-I]	100.00%	\$6,031		\$6,031
376	RALI 2004-QA3 [CB-II]	100.00%	\$6,753		\$6,753
377	RALI 2004-QA3 [NB-I]	100.00%	\$3,328		\$3,328
378	RALI 2004-QA3 [NB-II]	100.00%	\$5,318		\$5,318
379	RALI 2004-QA4 [CB]	100.00%	\$8,529		\$8,529
380	RALI 2004-QA4 [NB]	100.00%	\$3,016		\$3,016
381	RALI 2004-QA4 [NBII]	100.00%	\$10,512		\$10,512
382	RALI 2004-QA4 [NBIII]	100.00%	\$1,118		\$1,118
383	RALI 2004-QA5 [1]	100.00%	\$4,956		\$4,956
384	RALI 2004-QA5 [2]	100.00%	\$3,893		\$3,893
385	RALI 2004-QA5 [3]	100.00%	\$19,911		\$19,911

A		B		C		D		E		F	
Name		Cohort		RFC Servicer %		RFC Claim		Insurer		RFC Recognized Claim	
386	RALI 2004-QA6 [1]	ALT-A 2004		100.00%		\$15,625				\$15,625	
387	RALI 2004-QA6 [2]	ALT-A 2004		100.00%		\$12,711				\$12,711	
388	RALI 2004-QA6 [3]	ALT-A 2004		100.00%		\$32,930				\$32,930	
389	RALI 2004-QA6 [4]	ALT-A 2004		100.00%		\$16,658				\$16,658	
390	RALI 2004-QA6 [5]	ALT-A 2004		100.00%		\$13,794				\$13,794	
391	RALI 2004-QA6 [6]	ALT-A 2004		100.00%		\$10,274				\$10,274	
392	RALI 2004-QS1 [Total]	ALT-A 2004		100.00%		\$22,588				\$22,588	
393	RALI 2004-QS10 [Total]	ALT-A 2004		100.00%		\$16,432				\$16,432	
394	RALI 2004-QS11 [Total]	ALT-A 2004		100.00%		\$12,081				\$12,081	
395	RALI 2004-QS12 [Total]	ALT-A 2004		100.00%		\$28,885				\$28,885	
396	RALI 2004-QS13 [CB]	ALT-A 2004		100.00%		\$2,585				\$2,585	
397	RALI 2004-QS13 [NB]	ALT-A 2004		100.00%		\$388				\$388	
398	RALI 2004-QS14 [Total]	ALT-A 2004		100.00%		\$16,449				\$16,449	
399	RALI 2004-QS15 [Total]	ALT-A 2004		100.00%		\$16,898				\$16,898	
400	RALI 2004-QS16 [1]	ALT-A 2004		100.00%		\$34,217				\$34,217	
401	RALI 2004-QS16 [2]	ALT-A 2004		100.00%		\$8,262				\$8,262	
402	RALI 2004-QS2 [AI]	ALT-A 2004		100.00%		\$5,110				\$5,110	
403	RALI 2004-QS2 [CB]	ALT-A 2004		100.00%		\$18,626				\$18,626	
404	RALI 2004-QS3 [CB]	ALT-A 2004		100.00%		\$3,467				\$3,467	
405	RALI 2004-QS3 [I]	ALT-A 2004		100.00%		\$359				\$359	
406	RALI 2004-QS3 [II]	ALT-A 2004		100.00%		\$763				\$763	
407	RALI 2004-QS4 [Total]	ALT-A 2004		100.00%		\$19,161				\$19,161	
408	RALI 2004-QS5 [Total]	ALT-A 2004		100.00%		\$20,683				\$20,683	
409	RALI 2004-QS6 [Total]	ALT-A 2004		100.00%		\$4,037				\$4,037	
410	RALI 2004-QS7 [Total]	ALT-A 2004		100.00%		\$38,435				\$38,435	
411	RALI 2004-QS8 [Total]	ALT-A 2004		100.00%		\$18,618				\$18,618	
412	RALI 2004-QS9 [Total]	ALT-A 2004		100.00%		\$4,142				\$4,142	
413	RALI 2005-QA1 [Total]	ALT-A 2005		100.00%		\$42,209				\$42,209	
414	RALI 2005-QA10 [1]	ALT-A 2005		100.00%		\$8,842				\$8,842	
415	RALI 2005-QA10 [2]	ALT-A 2005		100.00%		\$35,776				\$35,776	
416	RALI 2005-QA10 [3]	ALT-A 2005		100.00%		\$93,696				\$93,696	
417	RALI 2005-QA10 [4]	ALT-A 2005		100.00%		\$32,982				\$32,982	
418	RALI 2005-QA11 [1]	ALT-A 2005		100.00%		\$5,903				\$5,903	
419	RALI 2005-QA11 [2]	ALT-A 2005		100.00%		\$19,305				\$19,305	
420	RALI 2005-QA11 [3]	ALT-A 2005		100.00%		\$14,092				\$14,092	
421	RALI 2005-QA11 [4]	ALT-A 2005		100.00%		\$48,895				\$48,895	
422	RALI 2005-QA11 [5]	ALT-A 2005		100.00%		\$26,203				\$26,203	
423	RALI 2005-QA11 [6]	ALT-A 2005		100.00%		\$10,749				\$10,749	
424	RALI 2005-QA12 [1]	ALT-A 2005		100.00%		\$20,273				\$20,273	
425	RALI 2005-QA12 [2]	ALT-A 2005		100.00%		\$13,386				\$13,386	
426	RALI 2005-QA12 [3]	ALT-A 2005		100.00%		\$17,307				\$17,307	
427	RALI 2005-QA12 [4]	ALT-A 2005		100.00%		\$11,182				\$11,182	
428	RALI 2005-QA12 [5]	ALT-A 2005		100.00%		\$11,681				\$11,681	
429	RALI 2005-QA13 [1]	ALT-A 2005		100.00%		\$30,697				\$30,697	
430	RALI 2005-QA13 [2]	ALT-A 2005		100.00%		\$125,662				\$125,662	
431	RALI 2005-QA13 [3]	ALT-A 2005		100.00%		\$15,326				\$15,326	
432	RALI 2005-QA2 [AI1]	ALT-A 2005		100.00%		\$6,769				\$6,769	
433	RALI 2005-QA2 [AI11]	ALT-A 2005		100.00%		\$8,349				\$8,349	



A		B		C		D		E		F	
	Name	Cohort	RFC Servicer %	RFC Claim	Insurer	RFC Recognized Claim					
1											
434	RALI 2005-QA2 [CBI]	ALT-A 2005	100.00%	\$15,783		\$15,783				\$15,783	
435	RALI 2005-QA2 [CBI]	ALT-A 2005	100.00%	\$23,797		\$23,797				\$23,797	
436	RALI 2005-QA2 [NBI]	ALT-A 2005	100.00%	\$9,841		\$9,841				\$9,841	
437	RALI 2005-QA2 [NBI]	ALT-A 2005	100.00%	\$12,513		\$12,513				\$12,513	
438	RALI 2005-QA3 [1]	ALT-A 2005	100.00%	\$23,393		\$23,393				\$23,393	
439	RALI 2005-QA3 [2]	ALT-A 2005	100.00%	\$15,900		\$15,900				\$15,900	
440	RALI 2005-QA3 [3]	ALT-A 2005	100.00%	\$20,612		\$20,612				\$20,612	
441	RALI 2005-QA3 [4]	ALT-A 2005	100.00%	\$9,969		\$9,969				\$9,969	
442	RALI 2005-QA3 [5]	ALT-A 2005	100.00%	\$2,825		\$2,825				\$2,825	
443	RALI 2005-QA3 [6]	ALT-A 2005	100.00%	\$1,541		\$1,541				\$1,541	
444	RALI 2005-QA3 [7]	ALT-A 2005	100.00%	\$8,432		\$8,432				\$8,432	
445	RALI 2005-QA3 [8]	ALT-A 2005	100.00%	\$4,674		\$4,674				\$4,674	
446	RALI 2005-QA4 [1]	ALT-A 2005	100.00%	\$21,141		\$21,141				\$21,141	
447	RALI 2005-QA4 [2]	ALT-A 2005	100.00%	\$14,839		\$14,839				\$14,839	
448	RALI 2005-QA4 [3]	ALT-A 2005	100.00%	\$27,683		\$27,683				\$27,683	
449	RALI 2005-QA4 [4]	ALT-A 2005	100.00%	\$16,288		\$16,288				\$16,288	
450	RALI 2005-QA4 [5]	ALT-A 2005	100.00%	\$4,009		\$4,009				\$4,009	
451	RALI 2005-QA5 [1]	ALT-A 2005	100.00%	\$9,060		\$9,060				\$9,060	
452	RALI 2005-QA5 [2]	ALT-A 2005	100.00%	\$8,923		\$8,923				\$8,923	
453	RALI 2005-QA6 [1]	ALT-A 2005	100.00%	\$33,022		\$33,022				\$33,022	
454	RALI 2005-QA6 [2]	ALT-A 2005	100.00%	\$22,030		\$22,030				\$22,030	
455	RALI 2005-QA6 [3]	ALT-A 2005	100.00%	\$26,899		\$26,899				\$26,899	
456	RALI 2005-QA6 [4]	ALT-A 2005	100.00%	\$17,229		\$17,229				\$17,229	
457	RALI 2005-QA6 [5]	ALT-A 2005	100.00%	\$6,423		\$6,423				\$6,423	
458	RALI 2005-QA7 [1]	ALT-A 2005	100.00%	\$20,986		\$20,986				\$20,986	
459	RALI 2005-QA7 [2]	ALT-A 2005	100.00%	\$75,529		\$75,529				\$75,529	
460	RALI 2005-QA8 [1]	ALT-A 2005	100.00%	\$21,455		\$21,455				\$21,455	
461	RALI 2005-QA8 [2]	ALT-A 2005	100.00%	\$11,588		\$11,588				\$11,588	
462	RALI 2005-QA8 [3]	ALT-A 2005	100.00%	\$34,161		\$34,161				\$34,161	
463	RALI 2005-QA8 [4]	ALT-A 2005	100.00%	\$14,590		\$14,590				\$14,590	
464	RALI 2005-QA8 [5]	ALT-A 2005	100.00%	\$9,940		\$9,940				\$9,940	
465	RALI 2005-QA8 [6]	ALT-A 2005	100.00%	\$7,200		\$7,200				\$7,200	
466	RALI 2005-QA9 [1]	ALT-A 2005	100.00%	\$24,489		\$24,489				\$24,489	
467	RALI 2005-QA9 [2]	ALT-A 2005	100.00%	\$12,696		\$12,696				\$12,696	
468	RALI 2005-QA9 [3]	ALT-A 2005	100.00%	\$80,020		\$80,020				\$80,020	
469	RALI 2005-QA9 [4]	ALT-A 2005	100.00%	\$43,548		\$43,548				\$43,548	
470	RALI 2005-Q01 [Total]	Pay Option Arm 2005	100.00%	\$187,209		\$187,209				\$187,209	
471	RALI 2005-Q02 [Total]	Pay Option Arm 2005	100.00%	\$115,989		\$115,989				\$115,989	
472	RALI 2005-Q03 [Total]	Pay Option Arm 2005	100.00%	\$150,607		\$150,607				\$150,607	
473	RALI 2005-Q04 [1]	Pay Option Arm 2005	100.00%	\$80,827		\$80,827				\$80,827	
474	RALI 2005-Q04 [2]	Pay Option Arm 2005	100.00%	\$163,587		\$163,587				\$163,587	
475	RALI 2005-Q05 [Total]	Pay Option Arm 2005	100.00%	\$457,420		\$457,420				\$457,420	
476	RALI 2005-QS1 [Total]	ALT-A 2005	100.00%	\$21,883		\$21,883				\$21,883	
477	RALI 2005-QS10 [1]	ALT-A 2005	100.00%	\$8,375		\$8,375				\$8,375	
478	RALI 2005-QS10 [2]	ALT-A 2005	100.00%	\$10,852		\$10,852				\$10,852	
479	RALI 2005-QS10 [3]	ALT-A 2005	100.00%	\$19,217		\$19,217				\$19,217	
480	RALI 2005-QS11 [Total]	ALT-A 2005	100.00%	\$33,353		\$33,353				\$33,353	
481	RALI 2005-QS12 [Total]	ALT-A 2005	100.00%	\$79,725		\$79,725				\$79,725	

A	B	C	D	E	F
Name	Cohort	RFC Servicer %	RFC Claim	Insurer	RFC Recognized Claim
1					
482	RALI 2005-QS13 [1]	100.00%	\$54,440		\$54,440
483	RALI 2005-QS13 [2]	100.00%	\$54,682		\$54,682
484	RALI 2005-QS14 [1]	100.00%	\$21,593		\$21,593
485	RALI 2005-QS14 [2]	100.00%	\$20,381		\$20,381
486	RALI 2005-QS14 [3]	100.00%	\$59,582		\$59,582
487	RALI 2005-QS15 [1]	100.00%	\$19,204		\$19,204
488	RALI 2005-QS15 [2]	100.00%	\$9,740		\$9,740
489	RALI 2005-QS15 [3]	100.00%	\$60,952		\$60,952
490	RALI 2005-QS16 [Total]	100.00%	\$89,810		\$89,810
491	RALI 2005-QS17 [Total]	100.00%	\$132,419		\$132,419
492	RALI 2005-QS2 [Total]	100.00%	\$24,797		\$24,797
493	RALI 2005-QS3 [111]	100.00%	\$13,530		\$13,530
494	RALI 2005-QS3 [2]	100.00%	\$12,012		\$12,012
495	RALI 2005-QS3 [312]	100.00%	\$29,396		\$29,396
496	RALI 2005-QS4 [Total]	100.00%	\$24,839		\$24,839
497	RALI 2005-QS5 [Total]	100.00%	\$31,485	Radian	\$0
498	RALI 2005-QS6 [Total]	100.00%	\$39,411		\$39,411
499	RALI 2005-QS7 [1]	100.00%	\$35,825		\$35,825
500	RALI 2005-QS7 [2]	100.00%	\$14,311		\$14,311
501	RALI 2005-QS8 [Total]	100.00%	\$5,943		\$5,943
502	RALI 2005-QS9 [Total]	100.00%	\$67,038		\$67,038
503	RALI 2006-QA1 [1]	100.00%	\$37,220		\$37,220
504	RALI 2006-QA1 [2]	100.00%	\$124,155		\$124,155
505	RALI 2006-QA1 [3]	100.00%	\$35,940		\$35,940
506	RALI 2006-QA10 [Total]	100.00%	\$206,725		\$206,725
507	RALI 2006-QA11 [Total]	100.00%	\$212,485		\$212,485
508	RALI 2006-QA2 [1]	100.00%	\$116,045		\$116,045
509	RALI 2006-QA2 [2]	100.00%	\$18,656		\$18,656
510	RALI 2006-QA2 [3]	100.00%	\$13,146		\$13,146
511	RALI 2006-QA3 [Total]	100.00%	\$146,731		\$146,731
512	RALI 2006-QA4 [1]	100.00%	\$124,563		\$124,563
513	RALI 2006-QA5 [1]	100.00%	\$263,144		\$263,144
514	RALI 2006-QA5 [2]	100.00%	\$38,479		\$38,479
515	RALI 2006-QA6 [Total]	100.00%	\$275,962		\$275,962
516	RALI 2006-QA7 [1]	100.00%	\$110,915		\$110,915
517	RALI 2006-QA7 [2]	100.00%	\$164,795		\$164,795
518	RALI 2006-QA8 [Total]	100.00%	\$391,941		\$391,941
519	RALI 2006-QA9 [Total]	100.00%	\$146,306		\$146,306
520	RALI 2006-QS1 [Total]	100.00%	\$74,113		\$74,113
521	RALI 2006-QS10 [Total]	100.00%	\$163,499		\$163,499
522	RALI 2006-QS11 [1]	100.00%	\$229,859		\$229,859
523	RALI 2006-QS11 [2]	100.00%	\$12,095		\$12,095
524	RALI 2006-QS12 [1]	100.00%	\$49,299		\$49,299
525	RALI 2006-QS12 [11]	100.00%	\$144,264		\$144,264
526	RALI 2006-QS13 [1]	100.00%	\$149,677		\$149,677
527	RALI 2006-QS13 [2]	100.00%	\$29,001		\$29,001
528	RALI 2006-QS14 [Total]	100.00%	\$258,553		\$258,553
529	RALI 2006-QS15 [Total]	100.00%	\$184,129		\$184,129

A		B		C		D		E		F	
Name	Cohort	RFC Servicer %	RFC Claim	Insurer	RFC Recognized Claim						
530	RALI 2006-QS16 [Total]	100.00%	\$272,656		\$272,656						
531	RALI 2006-QS17 [Total]	100.00%	\$202,851		\$202,851						
532	RALI 2006-QS18 [1]	100.00%	\$131,283		\$131,283						
533	RALI 2006-QS18 [2]	100.00%	\$305,867		\$305,867						
534	RALI 2006-QS18 [3]	100.00%	\$42,274		\$42,274						
535	RALI 2006-QS2 [1]	100.00%	\$171,033		\$171,033						
536	RALI 2006-QS2 [2]	100.00%	\$26,396		\$26,396						
537	RALI 2006-QS2 [3]	100.00%	\$3,571		\$3,571						
538	RALI 2006-QS3 [1]	100.00%	\$132,924		\$132,924						
539	RALI 2006-QS3 [2]	100.00%	\$168,397		\$168,397						
540	RALI 2006-QS4 [Total]	100.00%	\$215,106		\$215,106						
541	RALI 2006-QS5 [Total]	100.00%	\$210,158		\$210,158						
542	RALI 2006-QS6 [1]	100.00%	\$227,700		\$227,700						
543	RALI 2006-QS6 [2]	100.00%	\$32,287		\$32,287						
544	RALI 2006-QS7 [Total]	100.00%	\$190,078		\$190,078						
545	RALI 2006-QS8 [Total]	100.00%	\$361,089		\$361,089						
546	RALI 2006-QS9 [1]	100.00%	\$146,480		\$146,480						
547	RALI 2006-QS9 [2]	100.00%	\$37,247		\$37,247						
548	RALI 2007-QA1 [Total]	100.00%	\$200,937		\$200,937						
549	RALI 2007-QA2 [Total]	100.00%	\$186,838		\$186,838						
550	RALI 2007-QA3 [Total]	100.00%	\$498,890		\$498,890						
551	RALI 2007-QA4 [Total]	100.00%	\$152,802		\$152,802						
552	RALI 2007-QA5 [1]	100.00%	\$132,875		\$132,875						
553	RALI 2007-QA5 [2]	100.00%	\$89,821		\$89,821						
554	RALI 2007-QA5 [3]	100.00%	\$27,897		\$27,897						
555	RALI 2007-QS1 [1]	100.00%	\$147,720		\$147,720						
556	RALI 2007-QS1 [2]	100.00%	\$297,924		\$297,924						
557	RALI 2007-QS10 [Total]	100.00%	\$173,468		\$173,468						
558	RALI 2007-QS11 [Total]	100.00%	\$114,477		\$114,477						
559	RALI 2007-QS2 [Total]	100.00%	\$215,179		\$215,179						
560	RALI 2007-QS3 [Total]	100.00%	\$429,222		\$429,222						
561	RALI 2007-QS4 [I]	100.00%	\$20,327		\$20,327						
562	RALI 2007-QS4 [II]	100.00%	\$79,993		\$79,993						
563	RALI 2007-QS4 [III]	100.00%	\$121,534		\$121,534						
564	RALI 2007-QS4 [IV]	100.00%	\$21,489		\$21,489						
565	RALI 2007-QS4 [V]	100.00%	\$36,469		\$36,469						
566	RALI 2007-QS5 [Total]	100.00%	\$158,754		\$158,754						
567	RALI 2007-QS6 [Total]	100.00%	\$295,237		\$295,237						
568	RALI 2007-QS7 [1]	100.00%	\$186,880		\$186,880						
569	RALI 2007-QS7 [2]	100.00%	\$96,097		\$96,097						
570	RALI 2007-QS8 [Total]	100.00%	\$234,889		\$234,889						
571	RALI 2007-QS9 [Total]	100.00%	\$268,099		\$268,099						
572	RAMP 2001-RS2 [1]	100.00%	\$21,615		\$21,615						
573	RAMP 2001-RS2 [2]	100.00%	\$15,529		\$15,529						
574	RAMP 2002-RS2 [1]	100.00%	\$57,455	AMBAC - Insurer Exception	\$57,455						
575	RAMP 2002-RS2 [2]	100.00%	\$11,582		\$11,582						
576	RAMP 2002-RS3 [1]	100.00%	\$66,644		\$66,644						
577	RAMP 2002-RS3 [2]	100.00%	\$21,774		\$21,774						

A		B		C		D		E		F	
Name	Cohort	RFC Servicer %	RFC Claim	Insurer	RFC Recognized Claim						
1											
578	RAMP 2002-R22 [Total]	100.00%	\$37,943		\$37,943						\$37,943
579	RAMP 2002-R23 [Total]	100.00%	\$64,028		\$64,028						\$64,028
580	RAMP 2002-SL1 [1]	100.00%	\$2,395		\$2,395						\$2,395
581	RAMP 2002-SL1 [2A]	100.00%	\$68		\$68						\$68
582	RAMP 2002-SL1 [2B]	100.00%	\$162		\$162						\$162
583	RAMP 2002-SL1 [2C]	100.00%	\$404		\$404						\$404
584	RAMP 2002-SL1 [2D]	100.00%	\$794		\$794						\$794
585	RAMP 2003-RS10 [1]	100.00%	\$91,773		\$91,773						\$91,773
586	RAMP 2003-RS10 [2A]	100.00%	\$131,465		\$131,465						\$131,465
587	RAMP 2003-RS10 [2B]	100.00%	\$97,968		\$97,968						\$97,968
588	RAMP 2003-RS7 [1]	100.00%	\$146,858	AMBAC - Insurer Exception	\$146,858						\$146,858
589	RAMP 2003-RS7 [2A]	100.00%	\$76,149		\$76,149						\$76,149
590	RAMP 2003-RS7 [2B]	100.00%	\$43,514		\$43,514						\$43,514
591	RAMP 2003-SL1 [1]	100.00%	\$2,187		\$2,187						\$2,187
592	RAMP 2003-SL1 [2]	100.00%	\$966		\$966						\$966
593	RAMP 2003-SL1 [3]	100.00%	\$14,658		\$14,658						\$14,658
594	RAMP 2003-SL1 [4]	100.00%	\$5,945		\$5,945						\$5,945
595	RAMP 2004-KR1 [1]	100.00%	\$73,469		\$73,469						\$73,469
596	RAMP 2004-KR1 [2]	100.00%	\$73,469		\$73,469						\$73,469
597	RAMP 2004-KR2 [1]	100.00%	\$32,425		\$32,425						\$32,425
598	RAMP 2004-KR2 [2]	100.00%	\$32,425		\$32,425						\$32,425
599	RAMP 2004-RS10 [1]	100.00%	\$93,898		\$93,898						\$93,898
600	RAMP 2004-RS10 [2]	100.00%	\$297,343		\$297,343						\$297,343
601	RAMP 2004-RS11 [A]	100.00%	\$232,761		\$232,761						\$232,761
602	RAMP 2004-RS11 [F]	100.00%	\$64,210		\$64,210						\$64,210
603	RAMP 2004-RS12 [1]	100.00%	\$85,896		\$85,896						\$85,896
604	RAMP 2004-RS12 [2]	100.00%	\$218,702		\$218,702						\$218,702
605	RAMP 2004-RS2 [1]	100.00%	\$77,587		\$77,587						\$77,587
606	RAMP 2004-RS2 [2A]	100.00%	\$108,621		\$108,621						\$108,621
607	RAMP 2004-RS2 [2B]	100.00%	\$60,659		\$60,659						\$60,659
608	RAMP 2004-RS3 [1]	100.00%	\$112,209		\$112,209						\$112,209
609	RAMP 2004-RS3 [2]	100.00%	\$22,442		\$22,442						\$22,442
610	RAMP 2004-RS4 [1]	100.00%	\$109,884		\$109,884						\$109,884
611	RAMP 2004-RS4 [2A]	100.00%	\$96,148		\$96,148						\$96,148
612	RAMP 2004-RS4 [2B]	100.00%	\$96,148		\$96,148						\$96,148
613	RAMP 2004-RS6 [1]	100.00%	\$78,327		\$78,327						\$78,327
614	RAMP 2004-RS6 [2A]	100.00%	\$136,738		\$136,738						\$136,738
615	RAMP 2004-RS6 [2B]	100.00%	\$46,024		\$46,024						\$46,024
616	RAMP 2004-RS8 [1]	100.00%	\$98,436		\$98,436						\$98,436
617	RAMP 2004-RS8 [2]	100.00%	\$154,686		\$154,686						\$154,686
618	RAMP 2004-RZ1 [1]	100.00%	\$49,836		\$49,836						\$49,836
619	RAMP 2004-RZ1 [2]	100.00%	\$24,535		\$24,535						\$24,535
620	RAMP 2004-RZ3 [1]	100.00%	\$25,473		\$25,473						\$25,473
621	RAMP 2004-RZ3 [2]	100.00%	\$28,472		\$28,472						\$28,472
622	RAMP 2004-RZ4 [A]	100.00%	\$23,415		\$23,415						\$23,415
623	RAMP 2004-RZ4 [F]	100.00%	\$17,561		\$17,561						\$17,561
624	RAMP 2004-SL1 [EIGHT]	100.00%	\$12,685		\$12,685						\$12,685
625	RAMP 2004-SL1 [FIVE]	100.00%	\$3,050		\$3,050						\$3,050

A	B	C	D	E	F
Name	Cohort	RFC Servicer %	RFC Claim	Insurer	RFC Recognized Claim
626	RAMP 2004-SL1 [FOUR]	Subprime 2004	100.00%	\$4,674	\$4,674
627	RAMP 2004-SL1 [NINE]	Subprime 2004	100.00%	\$2,088	\$2,088
628	RAMP 2004-SL1 [ONE]	Subprime 2004	100.00%	\$11,185	\$11,185
629	RAMP 2004-SL1 [SEVEN]	Subprime 2004	100.00%	\$15,639	\$15,639
630	RAMP 2004-SL1 [SIX]	Subprime 2004	100.00%	\$1,682	\$1,682
631	RAMP 2004-SL1 [THREE]	Subprime 2004	100.00%	\$2,843	\$2,843
632	RAMP 2004-SL1 [TWO]	Subprime 2004	100.00%	\$422	\$422
633	RAMP 2004-SL2 [1]	Subprime 2004	100.00%	\$9,169	\$9,169
634	RAMP 2004-SL2 [2]	Subprime 2004	100.00%	\$8,752	\$8,752
635	RAMP 2004-SL2 [3]	Subprime 2004	100.00%	\$14,170	\$14,170
636	RAMP 2004-SL2 [4]	Subprime 2004	100.00%	\$9,762	\$9,762
637	RAMP 2004-SL3 [1]	Subprime 2004	100.00%	\$2,569	\$2,569
638	RAMP 2004-SL3 [2]	Subprime 2004	100.00%	\$6,155	\$6,155
639	RAMP 2004-SL3 [3]	Subprime 2004	100.00%	\$4,272	\$4,272
640	RAMP 2004-SL3 [4]	Subprime 2004	100.00%	\$3,444	\$3,444
641	RAMP 2004-SL4 [1]	Subprime 2004	100.00%	\$2,670	\$2,670
642	RAMP 2004-SL4 [2]	Subprime 2004	100.00%	\$1,433	\$1,433
643	RAMP 2004-SL4 [3]	Subprime 2004	100.00%	\$3,831	\$3,831
644	RAMP 2004-SL4 [4]	Subprime 2004	100.00%	\$2,384	\$2,384
645	RAMP 2004-SL4 [5]	Subprime 2004	100.00%	\$1,969	\$1,969
646	RAMP 2005-EFC1 [1A]	Subprime 2005	100.00%	\$164,391	\$164,391
647	RAMP 2005-EFC1 [1F]	Subprime 2005	100.00%	\$16,872	\$16,872
648	RAMP 2005-EFC1 [2A]	Subprime 2005	100.00%	\$134,891	\$134,891
649	RAMP 2005-EFC1 [2F]	Subprime 2005	100.00%	\$22,233	\$22,233
650	RAMP 2005-EFC2 [A]	Subprime 2005	100.00%	\$230,103	\$230,103
651	RAMP 2005-EFC2 [F]	Subprime 2005	100.00%	\$30,031	\$30,031
652	RAMP 2005-EFC3 [1A]	Subprime 2005	100.00%	\$133,739	\$133,739
653	RAMP 2005-EFC3 [1F]	Subprime 2005	100.00%	\$9,524	\$9,524
654	RAMP 2005-EFC3 [2A]	Subprime 2005	100.00%	\$116,027	\$116,027
655	RAMP 2005-EFC3 [2F]	Subprime 2005	100.00%	\$26,977	\$26,977
656	RAMP 2005-EFC4 [A]	Subprime 2005	100.00%	\$252,917	\$252,917
657	RAMP 2005-EFC4 [F]	Subprime 2005	100.00%	\$39,713	\$39,713
658	RAMP 2005-EFC5 [A]	Subprime 2005	100.00%	\$237,531	\$237,531
659	RAMP 2005-EFC5 [F]	Subprime 2005	100.00%	\$34,431	\$34,431
660	RAMP 2005-EFC6 [1A]	Subprime 2005	100.00%	\$171,337	\$171,337
661	RAMP 2005-EFC6 [1F]	Subprime 2005	100.00%	\$27,454	\$27,454
662	RAMP 2005-EFC6 [2A]	Subprime 2005	100.00%	\$77,262	\$77,262
663	RAMP 2005-EFC6 [2F]	Subprime 2005	100.00%	\$9,811	\$9,811
664	RAMP 2005-RS1 [1]	Subprime 2005	100.00%	\$78,713	\$78,713
665	RAMP 2005-RS1 [2]	Subprime 2005	100.00%	\$228,267	\$228,267
666	RAMP 2005-RS2 [1A]	Subprime 2005	100.00%	\$148,280	\$148,280
667	RAMP 2005-RS2 [1F]	Subprime 2005	100.00%	\$26,389	\$26,389
668	RAMP 2005-RS2 [2A]	Subprime 2005	100.00%	\$52,018	\$52,018
669	RAMP 2005-RS2 [2F]	Subprime 2005	100.00%	\$15,340	\$15,340
670	RAMP 2005-RS3 [1AA]	Subprime 2005	100.00%	\$64,787	\$64,787
671	RAMP 2005-RS3 [1AF]	Subprime 2005	100.00%	\$31,216	\$31,216
672	RAMP 2005-RS3 [1BA]	Subprime 2005	100.00%	\$77,094	\$77,094
673	RAMP 2005-RS3 [1BF]	Subprime 2005	100.00%	\$18,895	\$18,895

A	B	C	D	E	F
Name	Cohort	RFC Servicer %	RFC Claim	Insurer	RFC Recognized Claim
1					
674	RAMP 2005-RS3 [2]	100.00%	\$34,268		\$34,268
675	RAMP 2005-RS4 [A]	100.00%	\$137,203		\$137,203
676	RAMP 2005-RS4 [F]	100.00%	\$38,056		\$38,056
677	RAMP 2005-RS5 [1A]	100.00%	\$54,047		\$54,047
678	RAMP 2005-RS5 [1F]	100.00%	\$14,969		\$14,969
679	RAMP 2005-RS5 [2A]	100.00%	\$59,064		\$59,064
680	RAMP 2005-RS5 [2F]	100.00%	\$9,870		\$9,870
681	RAMP 2005-RS6 [1A]	100.00%	\$174,589		\$174,589
682	RAMP 2005-RS6 [1F]	100.00%	\$40,256		\$40,256
683	RAMP 2005-RS6 [2A]	100.00%	\$143,721		\$143,721
684	RAMP 2005-RS6 [2F]	100.00%	\$27,221		\$27,221
685	RAMP 2005-RS7 [A]	100.00%	\$111,079		\$111,079
686	RAMP 2005-RS7 [F]	100.00%	\$71,988		\$71,988
687	RAMP 2005-RS8 [AGS]	100.00%	\$51,002		\$51,002
688	RAMP 2005-RS8 [ALS]	100.00%	\$151,716		\$151,716
689	RAMP 2005-RS8 [F]	100.00%	\$68,419		\$68,419
690	RAMP 2005-RZ1 [A]	100.00%	\$20,873		\$20,873
691	RAMP 2005-RZ1 [F]	100.00%	\$11,095		\$11,095
692	RAMP 2005-RZ2 [1A]	100.00%	\$38,097		\$38,097
693	RAMP 2005-RZ2 [1F]	100.00%	\$9,124		\$9,124
694	RAMP 2005-RZ2 [2A]	100.00%	\$37,976		\$37,976
695	RAMP 2005-RZ2 [2F]	100.00%	\$9,245		\$9,245
696	RAMP 2005-RZ3 [A]	100.00%	\$109,061		\$109,061
697	RAMP 2005-RZ3 [F]	100.00%	\$28,535		\$28,535
698	RAMP 2005-RZ4 [A]	100.00%	\$95,731		\$95,731
699	RAMP 2005-RZ4 [F]	100.00%	\$29,128		\$29,128
700	RAMP 2005-SL1 [1]	100.00%	\$2,852		\$2,852
701	RAMP 2005-SL1 [2]	100.00%	\$2,132		\$2,132
702	RAMP 2005-SL1 [3]	100.00%	\$3,080		\$3,080
703	RAMP 2005-SL1 [4]	100.00%	\$5,776		\$5,776
704	RAMP 2005-SL1 [5]	100.00%	\$5,307		\$5,307
705	RAMP 2005-SL1 [6]	100.00%	\$2,638		\$2,638
706	RAMP 2005-SL1 [7]	100.00%	\$9,567		\$9,567
707	RAMP 2005-SL2 [1]	100.00%	\$6,333		\$6,333
708	RAMP 2005-SL2 [2]	100.00%	\$4,513		\$4,513
709	RAMP 2005-SL2 [3]	100.00%	\$5,386		\$5,386
710	RAMP 2005-SL2 [4]	100.00%	\$6,347		\$6,347
711	RAMP 2005-SL2 [5]	100.00%	\$4,940		\$4,940
712	RAMP 2006-EFC1 [A]	100.00%	\$217,597		\$217,597
713	RAMP 2006-EFC1 [F]	100.00%	\$48,157		\$48,157
714	RAMP 2006-EFC2 [A]	100.00%	\$138,253		\$138,253
715	RAMP 2006-EFC2 [F]	100.00%	\$48,326		\$48,326
716	RAMP 2006-NC1 [A]	100.00%	\$264,068		\$264,068
717	RAMP 2006-NC1 [F]	100.00%	\$66,452		\$66,452
718	RAMP 2006-NC2 [A]	100.00%	\$416,395		\$416,395
719	RAMP 2006-NC2 [F]	100.00%	\$118,081		\$118,081
720	RAMP 2006-NC3 [A]	100.00%	\$304,157		\$304,157
721	RAMP 2006-NC3 [F]	100.00%	\$92,153		\$92,153

A	B	C	D	E	F
Name	Cohort	RFC Servicer %	RFC Claim	Insurer	RFC Recognized Claim
722	RAMP 2006-RS1 [1A]	100.00%	\$274,903		\$274,903
723	RAMP 2006-RS1 [1F]	100.00%	\$105,388		\$105,388
724	RAMP 2006-RS1 [2A]	100.00%	\$211,218		\$211,218
725	RAMP 2006-RS1 [2F]	100.00%	\$36,137		\$36,137
726	RAMP 2006-RS2 [A]	100.00%	\$257,572		\$257,572
727	RAMP 2006-RS2 [F]	100.00%	\$175,057		\$175,057
728	RAMP 2006-RS3 [A]	100.00%	\$162,773	MGIC (Pool Policy)	\$162,773
729	RAMP 2006-RS3 [F]	100.00%	\$303,169	MGIC (Pool Policy)	\$303,169
730	RAMP 2006-RS4 [A]	100.00%	\$411,722		\$411,722
731	RAMP 2006-RS4 [F]	100.00%	\$163,369		\$163,369
732	RAMP 2006-RS5 [A]	100.00%	\$94,564		\$94,564
733	RAMP 2006-RS5 [F]	100.00%	\$136,345		\$136,345
734	RAMP 2006-RS6 [A]	100.00%	\$171,851		\$171,851
735	RAMP 2006-RS6 [F]	100.00%	\$72,924		\$72,924
736	RAMP 2006-RZ1 [A]	100.00%	\$125,774		\$125,774
737	RAMP 2006-RZ1 [F]	100.00%	\$40,660		\$40,660
738	RAMP 2006-RZ2 [A]	100.00%	\$131,467		\$131,467
739	RAMP 2006-RZ2 [F]	100.00%	\$34,394		\$34,394
740	RAMP 2006-RZ3 [A]	100.00%	\$316,280		\$316,280
741	RAMP 2006-RZ3 [F]	100.00%	\$76,134		\$76,134
742	RAMP 2006-RZ4 [A]	100.00%	\$366,180		\$366,180
743	RAMP 2006-RZ4 [F]	100.00%	\$100,162		\$100,162
744	RAMP 2006-RZ5 [A]	100.00%	\$149,305		\$149,305
745	RAMP 2006-RZ5 [F]	100.00%	\$67,874		\$67,874
746	RAMP 2007-RS1 [A]	100.00%	\$75,482		\$75,482
747	RAMP 2007-RS1 [F]	100.00%	\$251,112		\$251,112
748	RAMP 2007-RS2 [A]	100.00%	\$132,959		\$132,959
749	RAMP 2007-RS2 [F]	100.00%	\$98,983		\$98,983
750	RAMP 2007-RZ1 [A]	100.00%	\$106,841		\$106,841
751	RAMP 2007-RZ1 [F]	100.00%	\$44,384		\$44,384
752	RASC 2001-KS2 [1]	100.00%	\$196,734		\$196,734
753	RASC 2001-KS2 [2]	100.00%	\$136,621		\$136,621
754	RASC 2001-KS3 [1]	100.00%	\$181,802		\$181,802
755	RASC 2001-KS3 [2]	100.00%	\$245,968		\$245,968
756	RASC 2002-KS2 [1]	100.00%	\$69,572		\$69,572
757	RASC 2002-KS2 [2A]	100.00%	\$85,384		\$85,384
758	RASC 2002-KS2 [2B]	100.00%	\$85,384		\$85,384
759	RASC 2003-KS10 [1]	100.00%	\$72,659		\$72,659
760	RASC 2003-KS10 [2A]	100.00%	\$64,344		\$64,344
761	RASC 2003-KS10 [2B]	100.00%	\$64,347		\$64,347
762	RASC 2003-KS11 [1]	100.00%	\$76,132		\$76,132
763	RASC 2003-KS11 [2A]	100.00%	\$99,923		\$99,923
764	RASC 2003-KS11 [2B]	100.00%	\$118,956		\$118,956
765	RASC 2003-KS2 [1]	100.00%	\$271,127		\$271,127
766	RASC 2003-KS2 [2A]	100.00%	\$30,707		\$30,707
767	RASC 2003-KS2 [2B]	100.00%	\$28,655		\$28,655
768	RASC 2003-KS3 [1]	100.00%	\$52,600		\$52,600
769	RASC 2003-KS3 [2]	100.00%	\$52,600		\$52,600

A	B	C	D	E	F
Name	Cohort	RFC Servicer %	RFC Claim	Insurer	RFC Recognized Claim
770	RASC 2003-KS6 [1]	Subprime 2003	100.00%	\$80,951	\$80,951
771	RASC 2003-KS6 [2]	Subprime 2003	100.00%	\$39,889	\$39,889
772	RASC 2003-KS7 [1]	Subprime 2003	100.00%	\$108,714	\$108,714
773	RASC 2003-KS7 [2A]	Subprime 2003	100.00%	\$65,978	\$65,978
774	RASC 2003-KS7 [2B]	Subprime 2003	100.00%	\$50,233	\$50,233
775	RASC 2003-KS8 [1]	Subprime 2003	100.00%	\$54,952	\$54,952
776	RASC 2003-KS8 [2A]	Subprime 2003	100.00%	\$51,575	\$51,575
777	RASC 2003-KS8 [2B]	Subprime 2003	100.00%	\$51,575	\$51,575
778	RASC 2004-KS1 [1]	Subprime 2004	100.00%	\$56,396	\$56,396
779	RASC 2004-KS1 [2A]	Subprime 2004	100.00%	\$61,095	\$61,095
780	RASC 2004-KS1 [2B]	Subprime 2004	100.00%	\$61,095	\$61,095
781	RASC 2004-KS10 [1A]	Subprime 2004	100.00%	\$68,085	\$68,085
782	RASC 2004-KS10 [1F]	Subprime 2004	100.00%	\$16,601	\$16,601
783	RASC 2004-KS10 [2A]	Subprime 2004	100.00%	\$160,148	\$160,148
784	RASC 2004-KS10 [2F]	Subprime 2004	100.00%	\$16,004	\$16,004
785	RASC 2004-KS11 [1A]	Subprime 2004	100.00%	\$83,960	\$83,960
786	RASC 2004-KS11 [1F]	Subprime 2004	100.00%	\$5,570	\$5,570
787	RASC 2004-KS11 [2A]	Subprime 2004	100.00%	\$82,310	\$82,310
788	RASC 2004-KS11 [2F]	Subprime 2004	100.00%	\$7,220	\$7,220
789	RASC 2004-KS12 [1A]	Subprime 2004	100.00%	\$60,737	\$60,737
790	RASC 2004-KS12 [1F]	Subprime 2004	100.00%	\$6,182	\$6,182
791	RASC 2004-KS12 [2A]	Subprime 2004	100.00%	\$60,933	\$60,933
792	RASC 2004-KS12 [2F]	Subprime 2004	100.00%	\$5,985	\$5,985
793	RASC 2004-KS2 [1]	Subprime 2004	100.00%	\$61,126	\$61,126
794	RASC 2004-KS2 [2A]	Subprime 2004	100.00%	\$73,769	\$73,769
795	RASC 2004-KS2 [2B]	Subprime 2004	100.00%	\$73,777	\$73,777
796	RASC 2004-KS3 [1]	Subprime 2004	100.00%	\$44,340	\$44,340
797	RASC 2004-KS3 [2A]	Subprime 2004	100.00%	\$52,653	\$52,653
798	RASC 2004-KS3 [2B]	Subprime 2004	100.00%	\$52,653	\$52,653
799	RASC 2004-KS5 [1]	Subprime 2004	100.00%	\$62,989	\$62,989
800	RASC 2004-KS5 [2A]	Subprime 2004	100.00%	\$91,859	\$91,859
801	RASC 2004-KS5 [2B]	Subprime 2004	100.00%	\$91,859	\$91,859
802	RASC 2004-KS6 [1]	Subprime 2004	100.00%	\$44,587	\$44,587
803	RASC 2004-KS6 [2A]	Subprime 2004	100.00%	\$89,175	\$89,175
804	RASC 2004-KS6 [2B]	Subprime 2004	100.00%	\$89,175	\$89,175
805	RASC 2004-KS8 [1]	Subprime 2004	100.00%	\$42,743	\$42,743
806	RASC 2004-KS8 [2]	Subprime 2004	100.00%	\$85,486	\$85,486
807	RASC 2005-AHL1 [A]	Subprime 2005	100.00%	\$268,024	\$268,024
808	RASC 2005-AHL1 [F]	Subprime 2005	100.00%	\$8,421	\$8,421
809	RASC 2005-AHL2 [A]	Subprime 2005	100.00%	\$231,159	\$231,159
810	RASC 2005-AHL2 [F]	Subprime 2005	100.00%	\$49,897	\$49,897
811	RASC 2005-AHL3 [A]	Subprime 2005	100.00%	\$289,550	\$289,550
812	RASC 2005-AHL3 [F]	Subprime 2005	100.00%	\$56,710	\$56,710
813	RASC 2005-EMX1 [1A]	Subprime 2005	100.00%	\$60,049	\$60,049
814	RASC 2005-EMX1 [1F]	Subprime 2005	100.00%	\$22,817	\$22,817
815	RASC 2005-EMX1 [2A]	Subprime 2005	100.00%	\$66,320	\$66,320
816	RASC 2005-EMX1 [2F]	Subprime 2005	100.00%	\$16,545	\$16,545
817	RASC 2005-EMX2 [A]	Subprime 2005	100.00%	\$145,895	\$145,895



A	B	C	D	E	F
Name	Cohort	RFC Servicer %	RFC Claim	Insurer	RFC Recognized Claim
1					
818	RASC 2005-EMX2 [F]	100.00%	\$49,289		\$49,289
819	RASC 2005-EMX3 [1A]	100.00%	\$117,266		\$117,266
820	RASC 2005-EMX3 [1F]	100.00%	\$23,601		\$23,601
821	RASC 2005-EMX3 [2A]	100.00%	\$112,690		\$112,690
822	RASC 2005-EMX3 [2F]	100.00%	\$28,078		\$28,078
823	RASC 2005-EMX4 [A]	100.00%	\$198,256		\$198,256
824	RASC 2005-EMX4 [F]	100.00%	\$44,244		\$44,244
825	RASC 2005-KS1 [1A]	100.00%	\$172,606		\$172,606
826	RASC 2005-KS1 [1F]	100.00%	\$21,576		\$21,576
827	RASC 2005-KS10 [1A]	100.00%	\$283,412		\$283,412
828	RASC 2005-KS10 [1F]	100.00%	\$41,742		\$41,742
829	RASC 2005-KS10 [2A]	100.00%	\$232,734		\$232,734
830	RASC 2005-KS10 [2F]	100.00%	\$57,850		\$57,850
831	RASC 2005-KS11 [1A]	100.00%	\$262,312		\$262,312
832	RASC 2005-KS11 [1F]	100.00%	\$59,551		\$59,551
833	RASC 2005-KS11 [2A]	100.00%	\$252,943		\$252,943
834	RASC 2005-KS11 [2F]	100.00%	\$68,663		\$68,663
835	RASC 2005-KS12 [A]	100.00%	\$412,050		\$412,050
836	RASC 2005-KS12 [F]	100.00%	\$85,476		\$85,476
837	RASC 2005-KS2 [1A]	100.00%	\$73,765		\$73,765
838	RASC 2005-KS2 [1F]	100.00%	\$7,044		\$7,044
839	RASC 2005-KS2 [2A]	100.00%	\$73,232		\$73,232
840	RASC 2005-KS2 [2F]	100.00%	\$7,677		\$7,677
841	RASC 2005-KS3 [A]	100.00%	\$106,613		\$106,613
842	RASC 2005-KS3 [F]	100.00%	\$15,891		\$15,891
843	RASC 2005-KS4 [A]	100.00%	\$99,409		\$99,409
844	RASC 2005-KS4 [F]	100.00%	\$19,197		\$19,197
845	RASC 2005-KS5 [A]	100.00%	\$114,929		\$114,929
846	RASC 2005-KS5 [F]	100.00%	\$19,064		\$19,064
847	RASC 2005-KS6 [A]	100.00%	\$190,993		\$190,993
848	RASC 2005-KS6 [F]	100.00%	\$29,500		\$29,500
849	RASC 2005-KS7 [A]	100.00%	\$134,859		\$134,859
850	RASC 2005-KS7 [F]	100.00%	\$20,615		\$20,615
851	RASC 2005-KS8 [A]	100.00%	\$433,780		\$433,780
852	RASC 2005-KS8 [F]	100.00%	\$95,983		\$95,983
853	RASC 2005-KS9 [A]	100.00%	\$149,113		\$149,113
854	RASC 2005-KS9 [F]	100.00%	\$34,593		\$34,593
855	RASC 2006-EMX1 [A]	100.00%	\$179,723		\$179,723
856	RASC 2006-EMX1 [F]	100.00%	\$49,944		\$49,944
857	RASC 2006-EMX2 [A]	100.00%	\$289,024		\$289,024
858	RASC 2006-EMX2 [F]	100.00%	\$63,771		\$63,771
859	RASC 2006-EMX3 [1A]	100.00%	\$425,144		\$425,144
860	RASC 2006-EMX3 [1F]	100.00%	\$112,059		\$112,059
861	RASC 2006-EMX4 [1A]	100.00%	\$393,736		\$393,736
862	RASC 2006-EMX4 [1F]	100.00%	\$107,743		\$107,743
863	RASC 2006-EMX5 [A]	100.00%	\$347,207		\$347,207
864	RASC 2006-EMX5 [F]	100.00%	\$105,778		\$105,778
865	RASC 2006-EMX6 [A]	100.00%	\$450,853		\$450,853

A	B	C	D	E	F
Name	Cohort	RFC Servicer %	RFC Claim	Insurer	RFC Recognized Claim
866	RASC 2006-EMX6 [F]	100.00%	\$109,358		\$109,358
867	RASC 2006-EMX7 [A]	100.00%	\$346,669		\$346,669
868	RASC 2006-EMX7 [F]	100.00%	\$94,414		\$94,414
869	RASC 2006-EMX8 [1A]	100.00%	\$311,775		\$311,775
870	RASC 2006-EMX8 [1F]	100.00%	\$89,584		\$89,584
871	RASC 2006-EMX8 [2A]	100.00%	\$233,249		\$233,249
872	RASC 2006-EMX8 [2F]	100.00%	\$63,931		\$63,931
873	RASC 2006-EMX9 [1A]	100.00%	\$424,201		\$424,201
874	RASC 2006-EMX9 [1F]	100.00%	\$86,596		\$86,596
875	RASC 2006-EMX9 [2A]	100.00%	\$241,378		\$241,378
876	RASC 2006-EMX9 [2F]	100.00%	\$44,896		\$44,896
877	RASC 2006-KS1 [A]	100.00%	\$335,863		\$335,863
878	RASC 2006-KS1 [F]	100.00%	\$61,498		\$61,498
879	RASC 2006-KS2 [A]	100.00%	\$388,000		\$388,000
880	RASC 2006-KS2 [F]	100.00%	\$68,378		\$68,378
881	RASC 2006-KS3 [1A]	100.00%	\$368,298		\$368,298
882	RASC 2006-KS3 [1F]	100.00%	\$95,541		\$95,541
883	RASC 2006-KS3 [2A]	100.00%	\$144,739		\$144,739
884	RASC 2006-KS3 [2F]	100.00%	\$19,739		\$19,739
885	RASC 2006-KS4 [A]	100.00%	\$313,088		\$313,088
886	RASC 2006-KS4 [F]	100.00%	\$49,029		\$49,029
887	RASC 2006-KS5 [A]	100.00%	\$231,631		\$231,631
888	RASC 2006-KS5 [F]	100.00%	\$104,295		\$104,295
889	RASC 2006-KS6 [A]	100.00%	\$213,563		\$213,563
890	RASC 2006-KS6 [F]	100.00%	\$69,188		\$69,188
891	RASC 2006-KS7 [A]	100.00%	\$226,903		\$226,903
892	RASC 2006-KS7 [F]	100.00%	\$61,311		\$61,311
893	RASC 2006-KS8 [A]	100.00%	\$246,561		\$246,561
894	RASC 2006-KS8 [F]	100.00%	\$96,075		\$96,075
895	RASC 2006-KS9 [1A]	100.00%	\$557,639		\$557,639
896	RASC 2006-KS9 [1F]	100.00%	\$201,023		\$201,023
897	RASC 2006-KS9 [2A]	100.00%	\$112,480		\$112,480
898	RASC 2006-KS9 [2F]	100.00%	\$30,256		\$30,256
899	RASC 2007-KS1 [A]	100.00%	\$159,029		\$159,029
900	RASC 2007-KS1 [F]	100.00%	\$64,691		\$64,691
901	RASC 2007-KS2 [1A]	100.00%	\$362,163		\$362,163
902	RASC 2007-KS2 [1F]	100.00%	\$128,843		\$128,843
903	RASC 2007-KS2 [2A]	100.00%	\$111,776		\$111,776
904	RASC 2007-KS2 [2F]	100.00%	\$24,658		\$24,658
905	RASC 2007-KS3 [1A]	100.00%	\$517,135		\$517,135
906	RASC 2007-KS3 [1F]	100.00%	\$209,640		\$209,640
907	RASC 2007-KS3 [2A]	100.00%	\$112,899		\$112,899
908	RASC 2007-KS3 [2F]	100.00%	\$30,917		\$30,917
909	RASC 2007-KS4 [A]	100.00%	\$107,572		\$107,572
910	RASC 2007-KS4 [F]	100.00%	\$40,347		\$40,347
911	RFMS2 1998-HI2 [Total]	100.00%	\$19,931		\$19,931
912	RFMS2 2002-HI4 [Total]	100.00%	\$30,885		\$30,885
913	RFMS2 2002-HI5 [Total]	100.00%	\$34,176		\$34,176

A		B		C		D		E		F	
Name	Cohort	RFC Servicer %	RFC Claim	Insurer	RFC Recognized Claim						
914	RFMS2 2002-HS1 [Total]	100.00%	\$2,969		\$2,969					\$2,969	
915	RFMS2 2002-HS2 [Total]	100.00%	\$2,761		\$2,761					\$2,761	
916	RFMS2 2003-H1 [Total]	100.00%	\$29,000		\$29,000					\$29,000	
917	RFMS2 2003-H2 [Total]	100.00%	\$30,834		\$30,834					\$30,834	
918	RFMS2 2003-H4 [1]	100.00%	\$14,311		\$14,311					\$14,311	
919	RFMS2 2003-H4 [2]	100.00%	\$14,311		\$14,311					\$14,311	
920	RFMS2 2003-HS3 [1]	100.00%	\$7,431	MBIA	\$7,431					\$0	
921	RFMS2 2003-HS3 [2A]	100.00%	\$2,050	MBIA	\$2,050					\$0	
922	RFMS2 2003-HS3 [2B]	100.00%	\$2,050	MBIA	\$2,050					\$0	
923	RFMS2 2004-H1 [Total]	100.00%	\$25,768		\$25,768					\$25,768	
924	RFMS2 2004-HS2 [1]	100.00%	\$7,986	MBIA	\$7,986					\$0	
925	RFMS2 2004-HS2 [2]	100.00%	\$6,534	MBIA	\$6,534					\$0	
926	RFMS2 2005-H2 [Total]	100.00%	\$7,778		\$7,778					\$7,778	
927	RFMS2 2005-H3 [Total]	100.00%	\$3,921		\$3,921					\$3,921	
928	RFMS2 2006-H1 [Total]	100.00%	\$3,249		\$3,249					\$3,249	
929	RFMS2 2006-H3 [Total]	100.00%	\$3,029	FGIC	\$3,029					\$3,029	
930	RFMS2 2006-H4 [Total]	100.00%	\$3,403	FGIC	\$3,403					\$3,403	
931	RFMS2 2006-HSA1 [Total]	100.00%	\$4,577	FGIC	\$4,577					\$4,577	
932	RFMS2 2006-HSA3 [Total]	100.00%	\$927	FSA	\$927					\$0	
933	RFMS2 2006-HSA4 [Total]	100.00%	\$1,791	MBIA	\$1,791					\$0	
934	RFMS2 2006-HSA5 [Total]	100.00%	\$1,081	MBIA	\$1,081					\$0	
935	RFMSI 2003-S10 [Total]	100.00%	\$2,703		\$2,703					\$2,703	
936	RFMSI 2003-S11 [Total]	100.00%	\$1,785		\$1,785					\$1,785	
937	RFMSI 2003-S12 [1]	100.00%	\$2,054		\$2,054					\$2,054	
938	RFMSI 2003-S12 [2]	100.00%	\$4,320		\$4,320					\$4,320	
939	RFMSI 2003-S12 [3]	100.00%	\$1,462		\$1,462					\$1,462	
940	RFMSI 2003-S12 [4]	100.00%	\$1,473		\$1,473					\$1,473	
941	RFMSI 2003-S13 [Total]	100.00%	\$5,298		\$5,298					\$5,298	
942	RFMSI 2003-S14 [Total]	100.00%	\$821	MBIA - Insurer Exception	\$821					\$821	
943	RFMSI 2003-S15 [Total]	100.00%	\$302		\$302					\$302	
944	RFMSI 2003-S16 [Total]	100.00%	\$929		\$929					\$929	
945	RFMSI 2003-S17 [Total]	100.00%	\$7,252		\$7,252					\$7,252	
946	RFMSI 2003-S18 [Total]	100.00%	\$1,135		\$1,135					\$1,135	
947	RFMSI 2003-S19 [Total]	100.00%	\$2,919		\$2,919					\$2,919	
948	RFMSI 2003-S20 [1]	100.00%	\$2,116	Radian - Insurer Exception	\$2,116					\$2,116	
949	RFMSI 2003-S20 [2]	100.00%	\$1,172		\$1,172					\$1,172	
950	RFMSI 2003-S4 [Total]	100.00%	\$3,856	MBIA - Insurer Exception	\$3,856					\$3,856	
951	RFMSI 2003-S6 [Total]	100.00%	\$902		\$902					\$902	
952	RFMSI 2003-S7 [Total]	100.00%	\$5,501		\$5,501					\$5,501	
953	RFMSI 2003-S9 [Total]	100.00%	\$3,025		\$3,025					\$3,025	
954	RFMSI 2004-PS1 [Total]	100.00%	\$394		\$394					\$394	
955	RFMSI 2004-S1 [Total]	100.00%	\$3,902		\$3,902					\$3,902	
956	RFMSI 2004-S2 [Total]	100.00%	\$4,672		\$4,672					\$4,672	
957	RFMSI 2004-S3 [Total]	100.00%	\$1,409	Radian - Insurer Exception	\$1,409					\$1,409	
958	RFMSI 2004-S4 [1]	100.00%	\$3,195	MBIA - Insurer Exception	\$3,195					\$3,195	
959	RFMSI 2004-S4 [2]	100.00%	\$1,577		\$1,577					\$1,577	
960	RFMSI 2004-S5 [1]	100.00%	\$3,091		\$3,091					\$3,091	
961	RFMSI 2004-S5 [2]	100.00%	\$971		\$971					\$971	

A	B	C	D	E	F
Name	Cohort	RFC Servicer %	RFC Claim	Insurer	RFC Recognized Claim
1					
962	RFMSI 2004-S6 [ONE]	100.00%	\$3,443		\$3,443
963	RFMSI 2004-S6 [THREE]	100.00%	\$3,036		\$3,036
964	RFMSI 2004-S6 [TWO]	100.00%	\$3,848		\$3,848
965	RFMSI 2004-S7 [Total]	100.00%	\$1,485		\$1,485
966	RFMSI 2004-S8 [Total]	100.00%	\$5,917		\$5,917
967	RFMSI 2004-S9 [1]	100.00%	\$15,162		\$15,162
968	RFMSI 2004-S9 [2]	100.00%	\$3,711		\$3,711
969	RFMSI 2004-SA1 [1]	100.00%	\$2,031		\$2,031
970	RFMSI 2004-SA1 [2]	100.00%	\$6,500		\$6,500
971	RFMSI 2004-SA1 [3]	100.00%	\$1,627		\$1,627
972	RFMSI 2005-S1 [1]	100.00%	\$7,171		\$7,171
973	RFMSI 2005-S1 [2]	100.00%	\$5,612		\$5,612
974	RFMSI 2005-S3 [Total]	100.00%	\$2,906		\$2,906
975	RFMSI 2005-S4 [Total]	100.00%	\$13,423		\$13,423
976	RFMSI 2005-S5 [Total]	100.00%	\$7,208	Assured Guaranty - Insurer Exception	\$7,208
977	RFMSI 2005-S6 [Total]	100.00%	\$10,478		\$10,478
978	RFMSI 2005-S8 [Total]	100.00%	\$22,023		\$22,023
979	RFMSI 2005-S9 [Total]	100.00%	\$26,310		\$26,310
980	RFMSI 2005-SA1 [1]	100.00%	\$4,061		\$4,061
981	RFMSI 2005-SA1 [2]	100.00%	\$4,051		\$4,051
982	RFMSI 2005-SA1 [3]	100.00%	\$7,832		\$7,832
983	RFMSI 2005-SA2 [1]	100.00%	\$4,787		\$4,787
984	RFMSI 2005-SA2 [2]	100.00%	\$14,136		\$14,136
985	RFMSI 2005-SA2 [3]	100.00%	\$7,575		\$7,575
986	RFMSI 2005-SA2 [4]	100.00%	\$2,670		\$2,670
987	RFMSI 2005-SA2 [5]	100.00%	\$3,929		\$3,929
988	RFMSI 2005-SA2 [6]	100.00%	\$4,767		\$4,767
989	RFMSI 2005-SA3 [1]	100.00%	\$16,436		\$16,436
990	RFMSI 2005-SA3 [2]	100.00%	\$23,497		\$23,497
991	RFMSI 2005-SA3 [3]	100.00%	\$11,743		\$11,743
992	RFMSI 2005-SA3 [4]	100.00%	\$11,740		\$11,740
993	RFMSI 2005-SA4 [1]	100.00%	\$11,499		\$11,499
994	RFMSI 2005-SA4 [2]	100.00%	\$10,620		\$10,620
995	RFMSI 2005-SA4 [3]	100.00%	\$2,178		\$2,178
996	RFMSI 2005-SA4 [II1]	100.00%	\$40,885		\$40,885
997	RFMSI 2005-SA4 [II2]	100.00%	\$32,159		\$32,159
998	RFMSI 2005-SA5 [1]	100.00%	\$14,199		\$14,199
999	RFMSI 2005-SA5 [2]	100.00%	\$22,222		\$22,222
1000	RFMSI 2005-SA5 [3]	100.00%	\$11,456		\$11,456
1001	RFMSI 2006-S1 [1]	100.00%	\$21,194		\$21,194
1002	RFMSI 2006-S1 [2]	100.00%	\$8,419		\$8,419
1003	RFMSI 2006-S10 [1]	100.00%	\$60,510		\$60,510
1004	RFMSI 2006-S10 [2]	100.00%	\$23,829		\$23,829
1005	RFMSI 2006-S11 [Total]	100.00%	\$55,723		\$55,723
1006	RFMSI 2006-S12 [I]	100.00%	\$8,205		\$8,205
1007	RFMSI 2006-S12 [II]	100.00%	\$53,189		\$53,189
1008	RFMSI 2006-S12 [III]	100.00%	\$26,617		\$26,617
1009	RFMSI 2006-S2 [Total]	100.00%	\$25,261		\$25,261

A		B		C		D		E		F	
Name	Cohort	RFC Servicer %	RFC Claim	Insurer	RFC Recognized Claim						
1010	RFMSI 2006-S3 [Total]	100.00%	\$45,852		\$45,852					\$45,852	
1011	RFMSI 2006-S4 [Total]	100.00%	\$24,878		\$24,878					\$24,878	
1012	RFMSI 2006-S5 [Total]	100.00%	\$71,905		\$71,905					\$71,905	
1013	RFMSI 2006-S6 [Total]	100.00%	\$64,279		\$64,279					\$64,279	
1014	RFMSI 2006-S7 [Total]	100.00%	\$50,920		\$50,920					\$50,920	
1015	RFMSI 2006-S8 [Total]	100.00%	\$42,400		\$42,400					\$42,400	
1016	RFMSI 2006-S9 [Total]	100.00%	\$45,215		\$45,215					\$45,215	
1017	RFMSI 2006-SA1 [1]	100.00%	\$32,246		\$32,246					\$32,246	
1018	RFMSI 2006-SA1 [2]	100.00%	\$7,173		\$7,173					\$7,173	
1019	RFMSI 2006-SA2 [1]	100.00%	\$12,698		\$12,698					\$12,698	
1020	RFMSI 2006-SA2 [2]	100.00%	\$73,524		\$73,524					\$73,524	
1021	RFMSI 2006-SA2 [3]	100.00%	\$18,547		\$18,547					\$18,547	
1022	RFMSI 2006-SA2 [4]	100.00%	\$17,044		\$17,044					\$17,044	
1023	RFMSI 2006-SA3 [1]	100.00%	\$3,604		\$3,604					\$3,604	
1024	RFMSI 2006-SA3 [2]	100.00%	\$22,919		\$22,919					\$22,919	
1025	RFMSI 2006-SA3 [3]	100.00%	\$14,729		\$14,729					\$14,729	
1026	RFMSI 2006-SA3 [4]	100.00%	\$10,297		\$10,297					\$10,297	
1027	RFMSI 2006-SA4 [1]	100.00%	\$4,014		\$4,014					\$4,014	
1028	RFMSI 2006-SA4 [2]	100.00%	\$27,471		\$27,471					\$27,471	
1029	RFMSI 2006-SA4 [3]	100.00%	\$10,430		\$10,430					\$10,430	
1030	RFMSI 2007-S1 [Total]	100.00%	\$52,765		\$52,765					\$52,765	
1031	RFMSI 2007-S2 [Total]	100.00%	\$45,718		\$45,718					\$45,718	
1032	RFMSI 2007-S3 [1]	100.00%	\$58,229		\$58,229					\$58,229	
1033	RFMSI 2007-S3 [2]	100.00%	\$5,789		\$5,789					\$5,789	
1034	RFMSI 2007-S4 [Total]	100.00%	\$49,101		\$49,101					\$49,101	
1035	RFMSI 2007-S5 [Total]	100.00%	\$61,629		\$61,629					\$61,629	
1036	RFMSI 2007-S6 [1]	100.00%	\$51,666		\$51,666					\$51,666	
1037	RFMSI 2007-S6 [2]	100.00%	\$41,356		\$41,356					\$41,356	
1038	RFMSI 2007-S7 [Total]	100.00%	\$43,499		\$43,499					\$43,499	
1039	RFMSI 2007-S8 [1]	100.00%	\$50,687		\$50,687					\$50,687	
1040	RFMSI 2007-S8 [2]	100.00%	\$7,453		\$7,453					\$7,453	
1041	RFMSI 2007-S9 [1]	100.00%	\$18,637		\$18,637					\$18,637	
1042	RFMSI 2007-S9 [2]	100.00%	\$4,175		\$4,175					\$4,175	
1043	RFMSI 2007-SA1 [1]	100.00%	\$2,427		\$2,427					\$2,427	
1044	RFMSI 2007-SA1 [2]	100.00%	\$30,719		\$30,719					\$30,719	
1045	RFMSI 2007-SA1 [3]	100.00%	\$9,557		\$9,557					\$9,557	
1046	RFMSI 2007-SA1 [4]	100.00%	\$6,366		\$6,366					\$6,366	
1047	RFMSI 2007-SA2 [1]	100.00%	\$4,021		\$4,021					\$4,021	
1048	RFMSI 2007-SA2 [2]	100.00%	\$40,609		\$40,609					\$40,609	
1049	RFMSI 2007-SA2 [3]	100.00%	\$5,852		\$5,852					\$5,852	
1050	RFMSI 2007-SA2 [4]	100.00%	\$11,922		\$11,922					\$11,922	
1051	RFMSI 2007-SA2 [5]	100.00%	\$5,087		\$5,087					\$5,087	
1052	RFMSI 2007-SA3 [1]	100.00%	\$1,320		\$1,320					\$1,320	
1053	RFMSI 2007-SA3 [2]	100.00%	\$40,754		\$40,754					\$40,754	
1054	RFMSI 2007-SA3 [3]	100.00%	\$12,257		\$12,257					\$12,257	
1055	RFMSI 2007-SA3 [4]	100.00%	\$8,504		\$8,504					\$8,504	
1056	RFMSI 2007-SA4 [1]	100.00%	\$2,452		\$2,452					\$2,452	
1057	RFMSI 2007-SA4 [2]	100.00%	\$1,215		\$1,215					\$1,215	

A	B	C	D	E	F
Name	Cohort	RFC Servicer %	RFC Claim	Insurer	RFC Recognized Claim
1058	RFMSI 2007-SA4 [3]	100.00%	\$39,277		\$39,277
1059	RFMSI 2007-SA4 [4]	100.00%	\$17,403		\$17,403
1060	RFMSI 2007-SA4 [5]	100.00%	\$14,496		\$14,496
1061	RFSC 2001-RM2 [1]	100.00%	\$3,453		\$3,453
1062	RFSC 2001-RM2 [2]	100.00%	\$3,270		\$3,270
1063	RFSC 2002-RM1 [1]	100.00%	\$2,429		\$2,429
1064	RFSC 2002-RM1 [2]	100.00%	\$508		\$508
1065	RFSC 2002-RM1 [3]	100.00%	\$1,078		\$1,078
1066	RFSC 2003-RM1 [Total]	100.00%	\$2,806		\$2,806
1067	RFSC 2003-RM2 [ONE]	100.00%	\$2,730		\$2,730
1068	RFSC 2003-RM2 [THREE]	100.00%	\$1,680		\$1,680
1069	RFSC 2003-RM2 [TWO]	100.00%	\$831		\$831
1070	SACO 2005-WM1 [Total]	20.77%	\$3,748		\$3,748
1071	SACO 2005-WM3 [Total]	20.77%	\$4,948		\$4,948
1072	SACO 2006-10 [Total]	47.57%	\$1,967		\$1,967
1073	SAIL 2005-5 [1A]	10.93%	\$14,582	CIFG	\$0
1074	SAIL 2005-5 [1F]	10.93%	\$3,142	CIFG	\$0
1075	SAIL 2005-5 [2A]	10.93%	\$17,946	CIFG	\$0
1076	SAIL 2005-5 [2F]	10.93%	\$3,025	CIFG	\$0
1077	SAIL 2005-5 [3A]	10.93%	\$14,442	CIFG	\$0
1078	SAIL 2005-5 [3F]	10.93%	\$3,146	CIFG	\$0
1079	SAIL 2005-5 [4A]	10.93%	\$18,278	CIFG	\$0
1080	SAIL 2005-5 [4F]	10.93%	\$3,139	CIFG	\$0
1081	SAIL 2005-9 [1A]	0.66%	\$1,669		\$1,669
1082	SAIL 2005-9 [1F]	0.66%	\$361		\$361
1083	SAIL 2005-9 [2A]	0.66%	\$792		\$792
1084	SAIL 2005-9 [2F]	0.66%	\$109		\$109
1085	SAIL 2005-9 [3A]	0.66%	\$3,653		\$3,653
1086	SAIL 2005-9 [3F]	0.66%	\$649		\$649
1087	SARM 2007-3 [1]	2.95%	\$4,001		\$4,001
1088	SARM 2007-3 [2]	2.95%	\$1,674		\$1,674
1089	SARM 2007-3 [3]	2.95%	\$2,039		\$2,039
1090	SARM 2007-3 [4]	2.95%	\$2,905		\$2,905
1091	SARM 2007-6 [11]	0.75%	\$426		\$426
1092	SARM 2007-6 [12]	0.75%	\$1,053		\$1,053
1093	SARM 2007-6 [2]	0.75%	\$927		\$927
1094	SASC 2001-9 [FIVED]	4.50%	\$6		\$6
1095	SASC 2001-9 [FIVENR]	4.50%	\$18		\$18
1096	SASC 2001-9 [FIVER]	4.50%	\$0		\$0
1097	SASC 2001-9 [FOURD]	4.50%	\$3	MBIA	\$0
1098	SASC 2001-9 [FOURNR]	4.50%	\$39	MBIA	\$0
1099	SASC 2001-9 [FOURR]	4.50%	\$2	MBIA	\$0
1100	SASC 2001-9 [ONED]	4.50%	\$0	MBIA	\$0
1101	SASC 2001-9 [ONENR]	4.50%	\$23	MBIA	\$0
1102	SASC 2001-9 [ONER]	4.50%	\$0	MBIA	\$0
1103	SASC 2001-9 [SIXD]	4.50%	\$17	MBIA	\$0
1104	SASC 2001-9 [SIXNR]	4.50%	\$23	MBIA	\$0
1105	SASC 2001-9 [SIXR]	4.50%	\$1	MBIA	\$0

A		B		C		D		E		F	
Name		Cohort		RFC Servicer %		RFC Claim		Insurer		RFC Recognized Claim	
1106	SASC 2001-9 [THREE]	Prime 2001	4.50%	\$38	MBIA	\$0					
1107	SASC 2001-9 [TWO NR]	Prime 2001	4.50%	\$44	MBIA	\$0					
1108	SASC 2001-9 [TWO R]	Prime 2001	4.50%	\$2	MBIA	\$0					
1109	SASC 2005-RF1 [Total]	Subprime 2005	2.90%	\$822		\$822					
1110	SASC 2005-RF2 [Total]	Subprime 2005	9.50%	\$6,817		\$6,817					
1111	SASC 2005-RF4 [Total]	Subprime 2005	7.49%	\$7,184		\$7,184					
1112	SASC 2005-RF6 [Total]	Subprime 2005	6.70%	\$3,115		\$3,115					
1113	SASC 2005-S1 [1]	CES 2005	7.22%	\$230	United Guaranty (Pool Policy)	\$230					
1114	SASC 2005-S1 [2]	CES 2005	7.22%	\$892		\$892					
1115	SASC 2007-TC1 [A]	Subprime 2007	7.75%	\$2,910		\$2,910					
1116	SASC 2007-TC1 [F]	Subprime 2007	7.75%	\$1,667		\$1,667					
1117	SASCO 2002-9 [2FR]	Prime 2002	0.90%	\$1		\$1					
1118	SASCO 2002-9 [2L]	Prime 2002	0.90%	\$0		\$0					
1119	SASCO 2002-9 [A1-MI]	Prime 2002	0.90%	\$44		\$44					
1120	SASCO 2002-9 [A1-NOMI]	Prime 2002	0.90%	\$41		\$41					
1121	SASCO 2002-9 [B1-MI]	Prime 2002	0.90%	\$9		\$9					
1122	SASCO 2002-9 [B1-NOMI]	Prime 2002	0.90%	\$35		\$35					
1123	SAS1 1993-6 [CIT1]	Prime 1999	4.50%	\$5		\$5					
1124	SAS1 1993-6 [CWF1]	Prime 1999	4.50%	\$6		\$6					
1125	SAS1 1993-6 [GEC1]	Prime 1999	4.50%	\$2		\$2					
1126	SAS1 1993-6 [ITT2]	Prime 1999	4.50%	\$4		\$4					
1127	SAS1 1993-6 [ITT3]	Prime 1999	4.50%	\$8	GEMICO (Pool Policy)/FSA - Insurer Exception	\$8					
1128	SAS1 1993-6 [ITT4]	Prime 1999	4.50%	\$4		\$4					
1129	SAS1 1993-6 [ITT5]	Prime 1999	4.50%	\$2		\$2					
1130	SAS1 1993-6 [SASC3]	Prime 1999	4.50%	\$31	GEMICO (Pool Policy)/FSA - Insurer Exception	\$31					
1131	SEMT 2004-10 [1]	Prime 2004	1.87%	\$190		\$190					
1132	SEMT 2004-10 [2]	Prime 2004	1.87%	\$191		\$191					
1133	SEMT 2004-11 [1]	Prime 2004	0.15%	\$12		\$12					
1134	SEMT 2004-11 [2]	Prime 2004	0.15%	\$2		\$2					
1135	SEMT 2004-11 [3]	Prime 2004	0.15%	\$5		\$5					
1136	SEMT 2005-2 [1]	Prime 2005	14.64%	\$912		\$912					
1137	SEMT 2005-2 [2]	Prime 2005	14.64%	\$571		\$571					
1138	SEMT 2005-3 [Total]	ALT-A 2005	23.86%	\$2,931		\$2,931					
1139	SMART 1993-3A [1]	Prime 1999	4.50%	\$0	GEMICO (Pool Policy)	\$0					
1140	SMART 1993-3A [2]	Prime 1999	4.50%	\$0	GEMICO (Pool Policy)	\$0					
1141	SMART 1993-3A [3]	Prime 1999	4.50%	\$3	GEMICO (Pool Policy)/FGIC	\$3					
1142	SMART 1993-6A [A]	Prime 1999	4.50%	\$0	GEMICO (Pool Policy)	\$0					
1143	SMART 1993-6A [B]	Prime 1999	4.50%	\$6	FGIC/GEMICO (Pool Policy)	\$6					
1144	SMSC 1992-3 [Total]	Prime 1999	43.13%	\$190	GEMICO (Pool Policy)/PMI (Pool Policy)/FSI (Pool Policy)	\$190					
1145	SMSC 1992-4 [Total]	Prime 1999	44.51%	\$522	GEMICO (Pool Policy)/PMI (Pool Policy)/FSI (Pool Policy)	\$522					
1146	SMSC 1992-6 [Total]	Prime 1999	47.68%	\$157	GEMICO (Pool Policy)/PMI (Pool Policy)/FSA (Pool Policy)	\$157					
1147	SMSC 1994-2 [Total]	Prime 1999	26.35%	\$90		\$90					
1148	Southwest Savings 1988-1 [Total]	1999	4.50%	\$1		\$1					
1149	TMTS 2005-11 [1A]	Second Lien 2005	9.00%	\$11,356		\$11,356					
1150	TMTS 2005-11 [1B]	Second Lien 2005	9.00%	\$1,257		\$1,257					
1151	TMTS 2005-11 [2A]	Second Lien 2005	9.00%	\$5,299		\$5,299					
1152	TMTS 2005-11 [2B]	Second Lien 2005	9.00%	\$1,308		\$1,308					
1153				<b>\$60,439,273</b>		<b>\$60,217,472</b>					

**Schedule 2G**



A	B	C	D	E	F	G	H	I
Name	Cohort	Net Total Collateral Losses	Debtor's Attributable Portion of Net Collateral Losses	Losses Due to Breach	GMACM Claim	Insurer	GMACM Recognized Claim	GMACM Seller %
1								
2	GMACM 2004-AR1 [1]	\$600,831	\$600,831	\$278,249	\$124,836		\$124,836	100.00%
3	GMACM 2004-AR1 [2]	\$4,474,288	\$4,474,288	\$2,214,276	\$993,430		\$993,430	100.00%
4	GMACM 2004-AR1 [3]	\$382,755	\$382,755	\$209,613	\$94,043		\$94,043	100.00%
5	GMACM 2004-AR1 [4]	\$1,083,378	\$1,083,378	\$624,437	\$280,152		\$280,152	100.00%
6	GMACM 2004-AR1 [III1]	\$101,928	\$101,928	\$52,432	\$23,523		\$23,523	100.00%
7	GMACM 2004-AR1 [II2]	\$1,118,424	\$1,118,424	\$584,567	\$262,265		\$262,265	100.00%
8	GMACM 2004-AR1 [III3]	\$82,717	\$82,717	\$49,450	\$22,186		\$22,186	100.00%
9	GMACM 2004-AR1 [II4]	\$592,588	\$592,588	\$319,578	\$143,378		\$143,378	100.00%
10	GMACM 2004-AR2 [1]	\$404,752	\$404,752	\$215,926	\$96,875		\$96,875	100.00%
11	GMACM 2004-AR2 [2]	\$1,678,932	\$1,678,932	\$892,546	\$400,439		\$400,439	100.00%
12	GMACM 2004-AR2 [3]	\$5,204,281	\$5,204,281	\$2,498,816	\$1,121,088		\$1,121,088	100.00%
13	GMACM 2004-AR2 [4]	\$679,112	\$679,112	\$379,679	\$170,342		\$170,342	100.00%
14	GMACM 2004-AR2 [5]	\$715,516	\$715,516	\$415,418	\$186,376		\$186,376	100.00%
15	[Total] Subprime 2004	\$10,167,719	\$10,167,719	\$5,700,828	\$2,557,664		\$2,557,664	100.00%
16	[Total] GMACM 2004-HE1	\$93,657,753	\$93,657,753	\$52,420,025	\$23,518,123	FGIC	\$23,518,123	100.00%
17	[Total] GMACM 2004-HE2	\$1,760,345	\$1,760,345	\$694,873	\$311,753	OLD REPUBLIC INSURANCE COMPANY (Pool Policy)	\$311,753	100.00%
18	GMACM 2004-HE3 [Total]	\$80,341,434	\$80,341,434	\$45,075,604	\$20,223,066	FSA	\$0	100.00%
19	[Total] GMACM 2004-HE4	\$92,047,687	\$92,047,687	\$51,717,576	\$23,202,971	MBIA	\$0	100.00%
20	[Total] GMACM 2004-HE5	\$22,329,699	\$22,329,699	\$8,555,177	\$3,838,260	FGIC	\$3,838,260	100.00%
21	[1] GMACM 2004-HLTV1	\$22,575,910	\$22,575,910	\$12,392,387	\$5,559,816	FGIC	\$5,559,816	100.00%
22	GMACM 2004-J1 [Total]	\$2,087,993	\$2,087,993	\$1,118,351	\$501,746	MBIA - Insurer Exception	\$501,746	100.00%
23	GMACM 2004-J2 [Total]	\$3,228,005	\$3,228,005	\$1,669,643	\$749,082	MBIA - Insurer Exception	\$749,082	100.00%
24	GMACM 2004-J3 [Total]	\$2,371,419	\$2,371,419	\$1,378,753	\$618,574		\$618,574	100.00%
25	GMACM 2004-J4 [Total]	\$4,546,196	\$4,546,196	\$2,417,852	\$1,084,764		\$1,084,764	100.00%
26	GMACM 2004-J5 [Total]	\$3,825,887	\$3,825,887	\$2,009,520	\$901,567		\$901,567	100.00%
27	GMACM 2004-J6 [1]	\$805,553	\$805,553	\$416,064	\$186,666		\$186,666	100.00%
28	GMACM 2004-J6 [2]	\$1,518,108	\$1,518,108	\$843,240	\$378,318		\$378,318	100.00%
29	GMACM 2004-VF1 [1]	\$27,131,527	\$27,131,527	\$15,508,138	\$6,957,690	MBIA	\$0	100.00%
30	GMACM 2004-VF1 [2]	\$18,333,382	\$18,333,382	\$10,601,107	\$4,756,162	MBIA	\$0	100.00%
31	GMACM 2005-AA1 [1]	\$19,034,675	\$19,034,675	\$8,125,177	\$3,645,342		\$3,645,342	100.00%
32	GMACM 2005-AA1 [2]	\$6,379,178	\$6,379,178	\$2,689,326	\$1,206,560		\$1,206,560	100.00%
33	[Total] GMACM 2005-AF1	\$20,245,375	\$20,245,375	\$8,435,517	\$3,784,575		\$3,784,575	100.00%
34	[Total] GMACM 2005-AF2	\$48,473,380	\$48,473,380	\$21,027,865	\$9,434,103		\$9,434,103	100.00%
35	GMACM 2005-AR1 [1]	\$2,192,751	\$2,192,751	\$956,109	\$428,956		\$428,956	100.00%
36	GMACM 2005-AR1 [2]	\$4,131,487	\$4,131,487	\$1,998,016	\$896,405		\$896,405	100.00%
37	GMACM 2005-AR1 [3]	\$5,680,616	\$5,680,616	\$2,940,235	\$1,319,130		\$1,319,130	100.00%
38	GMACM 2005-AR1 [4]	\$558,393	\$558,393	\$318,927	\$143,086		\$143,086	100.00%
39	GMACM 2005-AR1 [5]	\$2,369,547	\$2,369,547	\$1,328,150	\$595,872		\$595,872	100.00%
40	GMACM 2005-AR2 [1]	\$1,753,754	\$1,753,754	\$831,946	\$373,251		\$373,251	100.00%
41	GMACM 2005-AR2 [2]	\$16,431,574	\$16,431,574	\$8,104,170	\$3,635,917		\$3,635,917	100.00%
42	GMACM 2005-AR2 [3]	\$1,762,743	\$1,762,743	\$894,807	\$401,453		\$401,453	100.00%

	A	B	C	D	E	F	G	H	I
	Name	Cohort	Net Total Collateral Losses	Debtor's Attributable Portion of Net Collateral Losses	Losses Due to Breach	GMACM Claim	Insurer	GMACM Recognized Claim	GMACM Seller %
43	GMACM 2005-AR2 [4]	Prime 2005	\$4,108,235	\$4,108,235	\$2,184,420	\$980,035		\$980,035	100.00%
44	GMACM 2005-AR3 [1]	Prime 2005	\$1,356,862	\$1,356,862	\$629,106	\$282,247		\$282,247	100.00%
45	GMACM 2005-AR3 [2]	Prime 2005	\$7,608,625	\$7,608,625	\$3,637,958	\$1,632,161		\$1,632,161	100.00%
46	GMACM 2005-AR3 [3]	Prime 2005	\$8,876,679	\$8,876,679	\$4,561,903	\$2,046,687		\$2,046,687	100.00%
47	GMACM 2005-AR3 [4]	Prime 2005	\$3,699,520	\$3,699,520	\$1,906,814	\$855,488		\$855,488	100.00%
48	GMACM 2005-AR3 [5]	Prime 2005	\$4,354,598	\$4,354,598	\$2,351,603	\$1,055,041		\$1,055,041	100.00%
49	GMACM 2005-AR4 [1]	Prime 2005	\$1,110,041	\$1,110,041	\$494,117	\$221,684		\$221,684	100.00%
50	GMACM 2005-AR4 [2]	Prime 2005	\$4,329,496	\$4,329,496	\$2,035,432	\$913,192		\$913,192	100.00%
51	GMACM 2005-AR4 [3]	Prime 2005	\$11,070,297	\$11,070,297	\$5,378,449	\$2,413,029		\$2,413,029	100.00%
52	GMACM 2005-AR4 [4]	Prime 2005	\$2,369,820	\$2,369,820	\$1,253,732	\$562,484		\$562,484	100.00%
53	GMACM 2005-AR4 [5]	Prime 2005	\$3,387,889	\$3,387,889	\$1,826,907	\$819,638		\$819,638	100.00%
54	GMACM 2005-AR5 [1]	Prime 2005	\$2,354,835	\$2,354,835	\$1,092,864	\$490,311		\$490,311	100.00%
55	GMACM 2005-AR5 [2]	Prime 2005	\$6,399,212	\$6,399,212	\$2,999,445	\$1,345,694		\$1,345,694	100.00%
56	GMACM 2005-AR5 [3]	Prime 2005	\$12,943,405	\$12,943,405	\$6,530,963	\$2,930,101		\$2,930,101	100.00%
57	GMACM 2005-AR5 [4]	Prime 2005	\$5,542,512	\$5,542,512	\$2,855,981	\$1,281,329		\$1,281,329	100.00%
58	GMACM 2005-AR5 [5]	Prime 2005	\$9,239,127	\$9,239,127	\$4,901,424	\$2,199,013		\$2,199,013	100.00%
59	GMACM 2005-AR6 [1]	Prime 2005	\$3,686,392	\$3,686,392	\$1,775,293	\$796,481		\$796,481	100.00%
60	GMACM 2005-AR6 [2]	Prime 2005	\$20,391,512	\$20,391,512	\$9,600,732	\$4,307,346		\$4,307,346	100.00%
61	GMACM 2005-AR6 [3]	Prime 2005	\$8,117,086	\$8,117,086	\$4,133,890	\$1,854,660		\$1,854,660	100.00%
62	GMACM 2005-AR6 [4]	Prime 2005	\$12,402,357	\$12,402,357	\$6,700,126	\$3,005,996		\$3,005,996	100.00%
63	GMACM 2005-HE1 [Total]	Second Lien 2005	\$147,193,604	\$147,193,604	\$82,211,019	\$36,883,785	FGIC	\$36,883,785	100.00%
64	GMACM 2005-HE2 [Total]	CES 2005	\$55,803,093	\$55,803,093	\$21,407,615	\$9,604,477	FGIC	\$9,604,477	100.00%
65	GMACM 2005-HE3 [Total]	Second Lien 2005	\$134,006,819	\$134,006,819	\$76,038,432	\$34,114,467	AIBAC	\$34,114,467	100.00%
66	GMACM 2005-11 [Total]	Prime 2005	\$15,446,805	\$15,446,805	\$7,838,299	\$3,516,635		\$3,516,635	100.00%
67	GMACM 2006-AR1 [1]	Prime 2006	\$30,785,688	\$30,785,688	\$11,171,432	\$5,012,037		\$5,012,037	100.00%
68	GMACM 2006-AR1 [2]	Prime 2006	\$10,881,907	\$10,881,907	\$3,925,797	\$1,761,300		\$1,761,300	100.00%
69	GMACM 2006-AR1 [3]	Prime 2006	\$8,860,241	\$8,860,241	\$3,174,901	\$1,424,412		\$1,424,412	100.00%
70	GMACM 2006-AR1 [4]	Prime 2006	\$1,922,838	\$1,922,838	\$698,261	\$313,273		\$313,273	100.00%
71	GMACM 2006-AR2 [2]	Prime 2006	\$21,724,017	\$21,724,017	\$7,876,429	\$3,533,742		\$3,533,742	100.00%
72	GMACM 2006-AR2 [3]	Prime 2006	\$7,447,843	\$7,447,843	\$2,709,007	\$1,215,390		\$1,215,390	100.00%
73	GMACM 2006-AR2 [4]	Prime 2006	\$3,250,542	\$3,250,542	\$1,165,581	\$522,935		\$522,935	100.00%
74	GMACM 2006-AR2 [5]	Prime 2006	\$5,228,500	\$5,228,500	\$1,871,052	\$839,443		\$839,443	100.00%
75	GMACM 2006-HE1 [F]	Second Lien 2006	\$137,295,455	\$137,295,455	\$67,757,341	\$30,399,175	FGIC	\$30,399,175	100.00%
76	GMACM 2006-HE1 [H]	Second Lien 2006	\$235,105,365	\$235,105,365	\$116,089,342	\$52,083,216	FGIC	\$52,083,216	100.00%
77	GMACM 2006-HE2 [Total]	CES 2006	\$95,580,483	\$95,580,483	\$50,389,127	\$22,606,966	FGIC	\$22,606,966	100.00%
78	GMACM 2006-HE3 [Total]	CES 2006	\$166,732,648	\$166,732,648	\$88,110,893	\$39,530,749	FGIC	\$39,530,749	100.00%
79	GMACM 2006-HE4 [Total]	Second Lien 2006	\$157,062,316	\$157,062,316	\$77,618,563	\$34,823,390	MBIA	\$0	100.00%
80	GMACM 2006-HE5 [1]	CES 2006	\$151,469,850	\$151,469,850	\$80,315,827	\$36,033,511	FGIC	\$36,033,511	100.00%
81	GMACM 2006-HE5 [2]	CES 2006	\$118,223,865	\$118,223,865	\$62,490,354	\$28,036,153	FGIC	\$28,036,153	100.00%
82	GMACM 2006-HLTV1 [Total]	Second Lien 2006	\$64,995,996	\$64,995,996	\$32,067,616	\$14,387,062	FGIC	\$14,387,062	100.00%
83	GMACM 2006-J1 [Total]	Prime 2006	\$32,980,554	\$32,980,554	\$11,816,068	\$5,301,252		\$5,301,252	100.00%
84	GMACM 2007-HE1 [Total]	CES 2007	\$109,341,630	\$109,341,630	\$57,902,349	\$25,977,755	MBIA	\$0	100.00%
85	GMACM 2007-HE2 [Total]	CES 2007	\$310,380,896	\$310,380,896	\$164,421,022	\$73,767,113	FGIC	\$73,767,113	100.00%
86	GMACM 2007-HE3 [1]	CES 2007	\$51,576,444	\$51,576,444	\$27,422,939	\$12,303,238		\$12,303,238	100.00%
87	GMACM 2007-HE3 [2]	CES 2007	\$90,557,530	\$90,557,530	\$47,851,382	\$21,468,412		\$21,468,412	100.00%
88			<b>\$2,830,065,019</b>	<b>\$2,830,065,019</b>	<b>\$1,450,096,178</b>	<b>\$650,582,312</b>		<b>\$534,641,276</b>	

**Schedule 2R**

A	B	C	D	E	F	G	H	I
Name	Cohort	Net Total Collateral Losses	Debtor's Attributable Portion of Net Collateral Losses	Losses Due to Breach	RFC Claim	Insurer	RFC Recognized Claim	RFC Seller %
1	RAAC 2004-RP1 [1A]	\$6,819,135	\$6,819,135	\$3,902,959	\$1,751,054		\$1,751,054	100.00%
2	RAAC 2004-RP1 [1F]	\$6,639,525	\$6,639,525	\$3,776,527	\$1,694,330		\$1,694,330	100.00%
3	RAAC 2004-RP1 [2A]	\$5,029,588	\$5,029,588	\$2,878,640	\$1,291,495		\$1,291,495	100.00%
4	RAAC 2004-RP1 [2F]	\$7,000,217	\$7,000,217	\$3,982,035	\$1,786,531		\$1,786,531	100.00%
5	RAAC 2004-SP1 [1]	\$3,443,801	\$3,443,801	\$1,533,496	\$688,000		\$688,000	100.00%
6	RAAC 2004-SP1 [2]	\$2,385,842	\$2,385,842	\$1,064,178	\$477,441		\$477,441	100.00%
7	RAAC 2004-SP2 [1]	\$62,679	\$62,679	\$37,471	\$16,811		\$16,811	100.00%
8	RAAC 2004-SP2 [2]	\$777,491	\$777,491	\$415,129	\$186,247		\$186,247	100.00%
9	RAAC 2004-SP3 [1]	\$4,006,286	\$4,006,286	\$1,593,367	\$714,860		\$714,860	100.00%
10	RAAC 2004-SP3 [2]	\$5,103,783	\$5,103,783	\$2,081,340	\$933,788		\$933,788	100.00%
11	RAAC 2005-RP1 [1]	\$28,853,548	\$28,853,548	\$16,446,599	\$7,378,729		\$7,378,729	100.00%
12	RAAC 2005-RP1 [2]	\$16,004,981	\$16,004,981	\$9,156,110	\$4,107,868		\$4,107,868	100.00%
13	RAAC 2005-RP2 [A]	\$19,189,133	\$19,189,133	\$10,917,945	\$4,898,311		\$4,898,311	100.00%
14	RAAC 2005-RP2 [F]	\$23,781,826	\$23,781,826	\$13,540,728	\$6,075,016		\$6,075,016	100.00%
15	RAAC 2005-RP3 [A]	\$35,443,373	\$35,443,373	\$20,241,087	\$9,081,117		\$9,081,117	100.00%
16	RAAC 2005-RP3 [F]	\$22,234,270	\$22,234,270	\$12,644,501	\$5,672,926		\$5,672,926	100.00%
17	RAAC 2005-SP1 [1]	\$1,810,272	\$1,810,272	\$1,034,980	\$464,341		\$464,341	100.00%
18	RAAC 2005-SP1 [2]	\$2,935,529	\$2,935,529	\$1,632,602	\$732,463		\$732,463	100.00%
19	RAAC 2005-SP1 [3]	\$1,459,339	\$1,459,339	\$855,574	\$383,852		\$383,852	100.00%
20	RAAC 2005-SP1 [4]	\$1,084,890	\$1,084,890	\$589,608	\$264,526		\$264,526	100.00%
21	RAAC 2005-SP2 [1A]	\$14,832,654	\$14,832,654	\$6,544,717	\$2,936,272		\$2,936,272	100.00%
22	RAAC 2005-SP2 [1F]	\$7,425,283	\$7,425,283	\$3,181,119	\$1,427,202		\$1,427,202	100.00%
23	RAAC 2005-SP2 [2A]	\$13,829,955	\$13,829,955	\$5,822,909	\$2,612,435		\$2,612,435	100.00%
24	RAAC 2005-SP2 [2F]	\$7,279,528	\$7,279,528	\$3,011,539	\$1,351,120		\$1,351,120	100.00%
25	RAAC 2005-SP3 [A]	\$23,432,636	\$23,432,636	\$13,390,917	\$6,007,804		\$6,007,804	100.00%
26	RAAC 2005-SP3 [F]	\$17,006,694	\$17,006,694	\$9,595,288	\$4,304,904		\$4,304,904	100.00%
27	RAAC 2006-RP1 [A]	\$45,526,317	\$45,526,317	\$25,301,872	\$11,351,627		\$11,351,627	100.00%
28	RAAC 2006-RP1 [F]	\$24,248,759	\$24,248,759	\$13,486,799	\$6,050,821		\$6,050,821	100.00%
29	RAAC 2006-RP2 [A]	\$75,097,864	\$75,097,864	\$41,732,934	\$18,723,385		\$18,723,385	100.00%
30	RAAC 2006-RP2 [F]	\$37,421,418	\$37,421,418	\$20,802,706	\$9,333,086		\$9,333,086	100.00%
31	RAAC 2006-RP3 [A]	\$81,624,323	\$81,624,323	\$45,359,002	\$20,350,212		\$20,350,212	100.00%
32	RAAC 2006-RP3 [F]	\$36,568,727	\$36,568,727	\$20,326,629	\$9,119,495		\$9,119,495	100.00%
33	RAAC 2006-RP4 [A]	\$78,725,340	\$78,725,340	\$43,758,758	\$19,632,266		\$19,632,266	100.00%
34	RAAC 2006-RP4 [F]	\$45,187,577	\$45,187,577	\$25,119,998	\$11,270,029		\$11,270,029	100.00%
35	RAAC 2006-SP1 [A]	\$65,485,752	\$65,485,752	\$36,390,248	\$16,326,401		\$16,326,401	100.00%
36	RAAC 2006-SP1 [F]	\$13,665,444	\$13,665,444	\$7,597,436	\$3,408,572		\$3,408,572	100.00%
37	RAAC 2006-SP2 [1F]	\$24,519,518	\$24,519,518	\$13,635,321	\$6,117,455		\$6,117,455	100.00%
38	RAAC 2006-SP2 [2F]	\$3,561,946	\$3,561,946	\$1,978,832	\$887,799		\$887,799	100.00%
39	RAAC 2006-SP2 [A]	\$62,171,520	\$62,171,520	\$34,551,802	\$15,501,586		\$15,501,586	100.00%
40	RAAC 2006-SP3 [A]	\$54,051,175	\$54,051,175	\$30,041,812	\$13,478,190		\$13,478,190	100.00%
41	RAAC 2006-SP3 [F1]	\$21,404,457	\$21,404,457	\$11,904,874	\$5,341,094		\$5,341,094	100.00%
42	RAAC 2006-SP3 [F2]	\$2,106,430	\$2,106,430	\$1,170,396	\$525,095		\$525,095	100.00%
43	RAAC 2006-SP4 [A]	\$48,399,580	\$48,399,580	\$26,903,141	\$12,070,032		\$12,070,032	100.00%
44	RAAC 2006-SP4 [F1]	\$17,905,552	\$17,905,552	\$9,960,491	\$4,468,751		\$4,468,751	100.00%

A	B	C	D	E	F	G	H	I
Name	Cohort	Net Total Collateral Losses	Debtor's Attributable Portion of Net Collateral Losses	Losses Due to Breach	RFC Claim	Insurer	RFC Recognized Claim	RFC Seller %
1								
46	RAAC 2006-SP4 [F2]	\$1,892,536	\$1,892,536	\$1,051,897	\$471,931		\$471,931	100.00%
47	RAAC 2007-RP1 [A]	\$93,845,226	\$93,845,226	\$52,171,171	\$23,406,476		\$23,406,476	100.00%
48	RAAC 2007-RP1 [F]	\$32,137,949	\$32,137,949	\$17,868,775	\$8,016,785		\$8,016,785	100.00%
49	RAAC 2007-RP2 [A]	\$76,100,982	\$76,100,982	\$42,308,850	\$18,981,768		\$18,981,768	100.00%
50	RAAC 2007-RP2 [F]	\$23,211,063	\$23,211,063	\$12,902,159	\$5,788,524		\$5,788,524	100.00%
51	RAAC 2007-RP3 [A]	\$128,853,731	\$128,853,731	\$71,627,787	\$32,135,642		\$32,135,642	100.00%
52	RAAC 2007-RP3 [F]	\$41,064,220	\$41,064,220	\$22,826,633	\$10,241,116		\$10,241,116	100.00%
53	RAAC 2007-RP4 [A]	\$101,946,206	\$101,946,206	\$56,669,704	\$25,424,732		\$25,424,732	100.00%
54	RAAC 2007-RP4 [F]	\$28,154,434	\$28,154,434	\$15,656,458	\$7,024,234		\$7,024,234	100.00%
55	RAAC 2007-SP1 [A]	\$47,840,219	\$47,840,219	\$26,597,009	\$11,932,687		\$11,932,687	100.00%
56	RAAC 2007-SP1 [F 1]	\$32,200,315	\$32,200,315	\$17,923,545	\$8,041,357		\$8,041,357	100.00%
57	RAAC 2007-SP1 [F 2]	\$801,837	\$801,837	\$445,919	\$200,061		\$200,061	100.00%
58	RAAC 2007-SP2 [A]	\$75,409,301	\$75,409,301	\$41,917,585	\$18,806,228		\$18,806,228	100.00%
59	RAAC 2007-SP2 [F 1]	\$35,510,702	\$35,510,702	\$19,756,694	\$8,863,795		\$8,863,795	100.00%
60	RAAC 2007-SP2 [F 2]	\$1,997,163	\$1,997,163	\$1,110,407	\$498,181		\$498,181	100.00%
61	RAAC 2007-SP3 [A]	\$99,400,235	\$99,400,235	\$55,263,713	\$24,793,938		\$24,793,938	100.00%
62	RAAC 2007-SP3 [F]	\$25,757,670	\$25,757,670	\$14,332,626	\$6,430,300		\$6,430,300	100.00%
63	RALI 2004-QA1 [1_2YR]	\$424,756	\$424,756	\$192,327	\$86,287		\$86,287	100.00%
64	RALI 2004-QA1 [1_3YR]	\$1,377,709	\$1,377,709	\$602,319	\$270,229		\$270,229	100.00%
65	RALI 2004-QA1 [1_5YR]	\$2,238,705	\$2,238,705	\$952,077	\$427,147		\$427,147	100.00%
66	RALI 2004-QA1 [2_2YR]	\$34,435	\$34,435	\$15,794	\$7,086		\$7,086	100.00%
67	RALI 2004-QA1 [2_3YR]	\$330,910	\$330,910	\$146,324	\$65,648		\$65,648	100.00%
68	RALI 2004-QA1 [2_5YR]	\$621,797	\$621,797	\$260,873	\$117,040		\$117,040	100.00%
69	RALI 2004-QA2 [1]	\$9,972,005	\$9,972,005	\$4,274,318	\$1,917,663		\$1,917,663	100.00%
70	RALI 2004-QA2 [2]	\$3,672,857	\$3,672,857	\$1,539,949	\$690,895		\$690,895	100.00%
71	RALI 2004-QA3 [CB-1]	\$2,235,760	\$2,235,760	\$975,031	\$437,445		\$437,445	100.00%
72	RALI 2004-QA3 [CB-2]	\$3,345,584	\$3,345,584	\$1,391,365	\$624,233		\$624,233	100.00%
73	RALI 2004-QA3 [NB-1]	\$675,215	\$675,215	\$295,777	\$132,699		\$132,699	100.00%
74	RALI 2004-QA3 [NB-2]	\$2,862,380	\$2,862,380	\$1,203,089	\$539,763		\$539,763	100.00%
75	RALI 2004-QA4 [CB1]	\$4,368,512	\$4,368,512	\$1,890,099	\$847,989		\$847,989	100.00%
76	RALI 2004-QA4 [NB1]	\$1,462,619	\$1,462,619	\$653,359	\$293,128		\$293,128	100.00%
77	RALI 2004-QA4 [NB2]	\$3,770,347	\$3,770,347	\$1,600,844	\$718,215		\$718,215	100.00%
78	RALI 2004-QA4 [NB3]	\$514,134	\$514,134	\$212,298	\$95,247		\$95,247	100.00%
79	RALI 2004-QA5 [1]	\$2,186,564	\$2,186,564	\$980,316	\$439,816		\$439,816	100.00%
80	RALI 2004-QA5 [2]	\$350,247	\$350,247	\$136,529	\$61,253		\$61,253	100.00%
81	RALI 2004-QA5 [3]	\$12,002,492	\$12,002,492	\$5,091,402	\$2,284,246		\$2,284,246	100.00%
82	RALI 2004-QA6 [1]	\$6,095,206	\$6,095,206	\$2,719,305	\$1,220,010		\$1,220,010	100.00%
83	RALI 2004-QA6 [2]	\$4,312,384	\$4,312,384	\$1,937,180	\$869,111		\$869,111	100.00%
84	RALI 2004-QA6 [3]	\$15,226,210	\$15,226,210	\$6,499,705	\$2,916,078		\$2,916,078	100.00%

A	B	C	D	E	F	G	H	I
Debtor's Attributable Portion of Net Collateral Losses								
Name	Cohort	Net Total Collateral Losses	Collateral Losses	Losses Due to Breach	RFC Claim	Insurer	RFC Recognized Claim	RFC Seller %
1								
85	RALI 2004-QA6 [4]	\$8,401,255	\$8,401,255	\$3,593,792	\$1,612,346		\$1,612,346	100.00%
86	RALI 2004-QA6 [5]	\$4,852,056	\$4,852,056	\$2,140,539	\$960,348		\$960,348	100.00%
87	RALI 2004-QA6 [6]	\$4,998,795	\$4,998,795	\$2,144,216	\$961,997		\$961,997	100.00%
88	[Total]	\$7,116,080	\$7,116,080	\$2,999,267	\$1,345,614		\$1,345,614	100.00%
	RALI 2004-QS10							
89	[Total]	\$6,805,929	\$6,805,929	\$2,947,235	\$1,322,270		\$1,322,270	100.00%
	RALI 2004-QS11							
90	[Total]	\$6,117,274	\$6,117,274	\$2,597,569	\$1,165,393		\$1,165,393	100.00%
	RALI 2004-QS12							
91	[Total]	\$11,958,833	\$11,958,833	\$5,061,895	\$2,271,008		\$2,271,008	100.00%
	RALI 2004-QS13 [CB]							
92	[Total]	\$1,260,775	\$1,260,775	\$545,364	\$244,676		\$244,676	100.00%
	RALI 2004-QS13 [NB]							
93	[Total]	\$35,924	\$35,924	\$13,945	\$6,257		\$6,257	100.00%
	RALI 2004-QS14							
94	[Total]	\$7,191,774	\$7,191,774	\$3,089,872	\$1,386,264		\$1,386,264	100.00%
	RALI 2004-QS15							
95	[Total]	\$9,037,632	\$9,037,632	\$3,947,724	\$1,771,137		\$1,771,137	100.00%
	RALI 2004-QS16 [1]							
96	[Total]	\$16,387,668	\$16,387,668	\$7,062,848	\$3,168,731		\$3,168,731	100.00%
	RALI 2004-QS16 [2]							
97	[Total]	\$1,610,187	\$1,610,187	\$656,931	\$294,731		\$294,731	100.00%
	RALI 2004-QS2 [AI]							
98	[Total]	\$1,051,770	\$1,051,770	\$440,154	\$197,474		\$197,474	100.00%
	RALI 2004-QS2 [CB]							
99	[Total]	\$6,869,011	\$6,869,011	\$2,978,470	\$1,336,284		\$1,336,284	100.00%
	RALI 2004-QS3 [CB]							
100	[Total]	\$1,290,989	\$1,290,989	\$555,200	\$249,089		\$249,089	100.00%
	RALI 2004-QS3 [I]							
101	[Total]	\$166,274	\$166,274	\$72,912	\$32,712		\$32,712	100.00%
	RALI 2004-QS3 [II]							
102	[Total]	\$99,279	\$99,279	\$38,536	\$17,289		\$17,289	100.00%
	RALI 2004-QS4							
103	[Total]	\$7,559,444	\$7,559,444	\$3,214,118	\$1,442,007		\$1,442,007	100.00%
	RALI 2004-QS5							
104	[Total]	\$8,197,861	\$8,197,861	\$3,502,121	\$1,571,219		\$1,571,219	100.00%
	RALI 2004-QS6							
105	[Total]	\$1,342,050	\$1,342,050	\$574,277	\$257,648		\$257,648	100.00%
	RALI 2004-QS7							
106	[Total]	\$12,123,587	\$12,123,587	\$5,090,930	\$2,284,034		\$2,284,034	100.00%
	RALI 2004-QS8							
107	[Total]	\$7,532,047	\$7,532,047	\$3,196,591	\$1,434,143		\$1,434,143	100.00%
	RALI 2004-QS9							
108	[Total]	\$1,299,101	\$1,299,101	\$565,749	\$253,822		\$253,822	100.00%
	RALI 2005-QA1							
109	[Total]	\$26,941,306	\$26,941,306	\$11,653,331	\$5,228,240		\$5,228,240	100.00%
	RALI 2005-QA10 [1]							
110	[Total]	\$1,195,787	\$1,195,787	\$541,955	\$243,147		\$243,147	100.00%
	RALI 2005-QA10 [2]							
111	[Total]	\$20,472,692	\$20,472,692	\$9,027,565	\$4,050,196		\$4,050,196	100.00%
	RALI 2005-QA10 [3]							
112	[Total]	\$65,470,136	\$65,470,136	\$28,318,773	\$12,705,152		\$12,705,152	100.00%
	RALI 2005-QA10 [4]							
113	[Total]	\$18,173,357	\$18,173,357	\$7,590,261	\$3,405,353		\$3,405,353	100.00%
	RALI 2005-QA11 [1]							
114	[Total]	\$1,218,355	\$1,218,355	\$511,348	\$229,415		\$229,415	100.00%
	RALI 2005-QA11 [2]							
115	[Total]	\$14,986,164	\$14,986,164	\$6,580,600	\$2,952,371		\$2,952,371	100.00%
	RALI 2005-QA11 [3]							
116	[Total]	\$9,539,923	\$9,539,923	\$4,192,399	\$1,880,910		\$1,880,910	100.00%
	RALI 2005-QA11 [4]							
117	[Total]	\$40,351,227	\$40,351,227	\$17,501,491	\$7,852,004		\$7,852,004	100.00%

A	B	C	D	E	F	G	H	I
Name	Cohort	Net Total Collateral Losses	Debtor's Attributable Portion of Net Collateral Losses	Losses Due to Breach	RFC Claim	Insurer	RFC Recognized Claim	RFC Seller %
118	RALI 2005-QA11 [5]	\$17,127,691	\$17,127,691	\$7,338,745	\$3,292,511		\$3,292,511	100.00%
119	RALI 2005-QA11 [6]	\$7,072,234	\$7,072,234	\$2,983,690	\$1,338,625		\$1,338,625	100.00%
120	RALI 2005-QA12 [1]	\$13,663,911	\$13,663,911	\$5,989,211	\$2,687,046		\$2,687,046	100.00%
121	RALI 2005-QA12 [2]	\$9,063,150	\$9,063,150	\$3,986,207	\$1,788,403		\$1,788,403	100.00%
122	RALI 2005-QA12 [3]	\$12,542,111	\$12,542,111	\$5,404,276	\$2,424,616		\$2,424,616	100.00%
123	RALI 2005-QA12 [4]	\$6,730,375	\$6,730,375	\$2,864,356	\$1,285,087		\$1,285,087	100.00%
124	RALI 2005-QA12 [5]	\$8,221,655	\$8,221,655	\$3,535,837	\$1,586,345		\$1,586,345	100.00%
125	RALI 2005-QA13 [1]	\$17,704,658	\$17,704,658	\$7,761,434	\$3,482,150		\$3,482,150	100.00%
126	RALI 2005-QA13 [2]	\$91,471,028	\$91,471,028	\$39,789,956	\$17,851,672		\$17,851,672	100.00%
127	RALI 2005-QA13 [3]	\$7,954,710	\$7,954,710	\$3,438,993	\$1,542,896		\$1,542,896	100.00%
128	RALI 2005-QA2 [A.I]	\$5,848,448	\$5,848,448	\$2,555,237	\$1,146,401		\$1,146,401	100.00%
129	RALI 2005-QA2 [A.III]	\$6,665,344	\$6,665,344	\$2,814,867	\$1,262,884		\$1,262,884	100.00%
130	RALI 2005-QA2 [C.B]	\$7,301,527	\$7,301,527	\$3,213,102	\$1,441,551		\$1,441,551	100.00%
131	RALI 2005-QA2 [C.BII]	\$14,465,864	\$14,465,864	\$6,059,443	\$2,718,555		\$2,718,555	100.00%
132	RALI 2005-QA2 [N.B]	\$3,134,660	\$3,134,660	\$1,340,329	\$601,336		\$601,336	100.00%
133	[N.BII]	\$8,049,693	\$8,049,693	\$3,361,647	\$1,508,195		\$1,508,195	100.00%
134	RALI 2005-QA3 [1]	\$14,930,793	\$14,930,793	\$6,512,869	\$2,921,984		\$2,921,984	100.00%
135	RALI 2005-QA3 [2]	\$9,336,570	\$9,336,570	\$4,027,372	\$1,806,871		\$1,806,871	100.00%
136	RALI 2005-QA3 [3]	\$12,146,690	\$12,146,690	\$5,092,551	\$2,284,761		\$2,284,761	100.00%
137	RALI 2005-QA3 [4]	\$3,846,821	\$3,846,821	\$1,544,159	\$692,783		\$692,783	100.00%
138	RALI 2005-QA3 [5]	\$1,552,476	\$1,552,476	\$640,488	\$287,354		\$287,354	100.00%
139	RALI 2005-QA3 [6]	\$423,679	\$423,679	\$166,185	\$74,558		\$74,558	100.00%
140	RALI 2005-QA3 [7]	\$4,366,990	\$4,366,990	\$1,911,028	\$857,379		\$857,379	100.00%
141	RALI 2005-QA3 [8]	\$2,574,749	\$2,574,749	\$1,130,786	\$507,325		\$507,325	100.00%
142	RALI 2005-QA4 [1]	\$16,434,753	\$16,434,753	\$7,148,455	\$3,207,138		\$3,207,138	100.00%
143	RALI 2005-QA4 [2]	\$9,710,647	\$9,710,647	\$4,183,665	\$1,876,992		\$1,876,992	100.00%
144	RALI 2005-QA4 [3]	\$20,726,459	\$20,726,459	\$8,822,301	\$3,958,105		\$3,958,105	100.00%
145	RALI 2005-QA4 [4]	\$10,635,268	\$10,635,268	\$4,390,356	\$1,969,723		\$1,969,723	100.00%
146	RALI 2005-QA4 [5]	\$2,133,333	\$2,133,333	\$905,640	\$406,313		\$406,313	100.00%
147	RALI 2005-QA5 [1]	\$4,607,314	\$4,607,314	\$2,041,698	\$916,003		\$916,003	100.00%
148	RALI 2005-QA5 [2]	\$5,503,446	\$5,503,446	\$2,433,842	\$1,091,938		\$1,091,938	100.00%
149	RALI 2005-QA6 [1]	\$18,876,161	\$18,876,161	\$8,239,148	\$3,696,475		\$3,696,475	100.00%
150	RALI 2005-QA6 [2]	\$11,142,143	\$11,142,143	\$4,837,290	\$2,170,239		\$2,170,239	100.00%
151	RALI 2005-QA6 [3]	\$16,504,641	\$16,504,641	\$6,947,949	\$3,117,181		\$3,117,181	100.00%
152	RALI 2005-QA6 [4]	\$13,007,415	\$13,007,415	\$5,584,134	\$2,505,309		\$2,505,309	100.00%
153	RALI 2005-QA6 [5]	\$5,048,321	\$5,048,321	\$2,156,010	\$967,289		\$967,289	100.00%
154	RALI 2005-QA7 [1]	\$14,145,226	\$14,145,226	\$6,103,247	\$2,738,208		\$2,738,208	100.00%
155	RALI 2005-QA7 [2]	\$56,305,543	\$56,305,543	\$23,866,311	\$10,707,565		\$10,707,565	100.00%
156	RALI 2005-QA8 [1]	\$14,242,286	\$14,242,286	\$6,196,990	\$2,780,265		\$2,780,265	100.00%
157	RALI 2005-QA8 [2]	\$7,489,280	\$7,489,280	\$3,263,902	\$1,464,342		\$1,464,342	100.00%
158	RALI 2005-QA8 [3]	\$27,002,357	\$27,002,357	\$11,650,299	\$5,226,880		\$5,226,880	100.00%

A	B	C	D	E	F	G	H	I
Name	Cohort	Net Total Collateral Losses	Debtors' Attributable Portion of Net Collateral Losses	Losses Due to Breach	RFC Claim	Insurer	RFC Recognized Claim	RFC Seller %
159	RALI 2005-QA8 [4]	ALT-A 2005	\$10,109,165	\$10,109,165	\$4,296,019	\$1,927,399	\$1,927,399	100.00%
160	RALI 2005-QA8 [5]	ALT-A 2005	\$7,133,298	\$7,133,298	\$3,031,023	\$1,359,862	\$1,359,862	100.00%
161	RALI 2005-QA8 [6]	ALT-A 2005	\$4,106,014	\$4,106,014	\$1,705,086	\$764,983	\$764,983	100.00%
162	RALI 2005-QA9 [1]	ALT-A 2005	\$15,037,724	\$15,037,724	\$6,591,186	\$2,957,121	\$2,957,121	100.00%
163	RALI 2005-QA9 [2]	ALT-A 2005	\$10,497,131	\$10,497,131	\$4,696,326	\$2,106,996	\$2,106,996	100.00%
164	RALI 2005-QA9 [3]	ALT-A 2005	\$55,330,017	\$55,330,017	\$23,868,985	\$10,708,765	\$10,708,765	100.00%
165	RALI 2005-QA9 [4]	ALT-A 2005	\$30,038,902	\$30,038,902	\$12,876,447	\$5,776,988	\$5,776,988	100.00%
166	[Total]	Pay Option Arm 2005	\$121,308,683	\$121,308,683	\$33,635,129	\$15,090,323	\$15,090,323	100.00%
167	[Total]	Pay Option Arm 2005	\$82,682,064	\$82,682,064	\$23,234,995	\$10,424,327	\$10,424,327	100.00%
168	[Total]	Pay Option Arm 2005	\$109,314,347	\$109,314,347	\$31,027,729	\$13,920,519	\$13,920,519	100.00%
169	RALI 2005-QO4 [1]	Pay Option Arm 2005	\$61,203,661	\$61,203,661	\$17,387,372	\$7,800,804	\$7,800,804	100.00%
170	RALI 2005-QO4 [2]	Pay Option Arm 2005	\$122,250,668	\$122,250,668	\$34,759,561	\$15,594,797	\$15,594,797	100.00%
171	[Total]	Pay Option Arm 2005	\$316,028,961	\$316,028,961	\$90,530,833	\$40,616,450	\$40,616,450	100.00%
172	[Total]	ALT-A 2005	\$14,250,968	\$14,250,968	\$5,880,447	\$2,638,249	\$2,638,249	100.00%
173	RALI 2005-QS10 [1]	ALT-A 2005	\$7,139,268	\$7,139,268	\$3,035,316	\$1,361,788	\$1,361,788	100.00%
174	RALI 2005-QS10 [2]	ALT-A 2005	\$6,385,476	\$6,385,476	\$2,645,377	\$1,186,842	\$1,186,842	100.00%
175	RALI 2005-QS10 [3]	ALT-A 2005	\$13,346,092	\$13,346,092	\$5,662,553	\$2,540,491	\$2,540,491	100.00%
176	[Total]	ALT-A 2005	\$22,481,714	\$22,481,714	\$9,492,304	\$4,258,700	\$4,258,700	100.00%
177	[Total]	ALT-A 2005	\$55,651,247	\$55,651,247	\$23,510,977	\$10,548,146	\$10,548,146	100.00%
178	RALI 2005-QS13 [1]	ALT-A 2005	\$36,963,357	\$36,963,357	\$15,660,116	\$7,025,875	\$7,025,875	100.00%
179	RALI 2005-QS13 [2]	ALT-A 2005	\$38,007,610	\$38,007,610	\$16,065,219	\$7,207,624	\$7,207,624	100.00%
180	RALI 2005-QS14 [1]	ALT-A 2005	\$6,198,189	\$6,198,189	\$2,510,097	\$1,126,149	\$1,126,149	100.00%
181	RALI 2005-QS14 [2]	ALT-A 2005	\$17,029,066	\$17,029,066	\$7,355,305	\$3,299,941	\$3,299,941	100.00%
182	RALI 2005-QS14 [3]	ALT-A 2005	\$32,326,250	\$32,326,250	\$13,627,334	\$6,113,872	\$6,113,872	100.00%
183	RALI 2005-QS15 [1]	ALT-A 2005	\$13,730,503	\$13,730,503	\$5,887,828	\$2,641,560	\$2,641,560	100.00%
184	RALI 2005-QS15 [2]	ALT-A 2005	\$5,782,111	\$5,782,111	\$2,474,503	\$1,110,180	\$1,110,180	100.00%
185	RALI 2005-QS15 [3]	ALT-A 2005	\$35,509,146	\$35,509,146	\$15,129,077	\$6,787,626	\$6,787,626	100.00%
186	[Total]	ALT-A 2005	\$54,522,209	\$54,522,209	\$23,264,325	\$10,437,486	\$10,437,486	100.00%
187	[Total]	ALT-A 2005	\$76,335,380	\$76,335,380	\$32,761,396	\$14,698,325	\$14,698,325	100.00%
188	[Total]	ALT-A 2005	\$14,575,418	\$14,575,418	\$5,969,690	\$2,678,288	\$2,678,288	100.00%
189	RALI 2005-QS3 [11]	ALT-A 2005	\$7,025,859	\$7,025,859	\$2,855,607	\$1,281,162	\$1,281,162	100.00%
190	RALI 2005-QS3 [2]	ALT-A 2005	\$4,041,422	\$4,041,422	\$1,626,451	\$729,703	\$729,703	100.00%
191	RALI 2005-QS3 [312]	ALT-A 2005	\$19,944,801	\$19,944,801	\$8,446,713	\$3,789,599	\$3,789,599	100.00%
192	[Total]	ALT-A 2005	\$16,353,729	\$16,353,729	\$6,803,076	\$3,052,184	\$3,052,184	100.00%
193	[Total]	ALT-A 2005	\$15,166,179	\$15,166,179	\$6,391,048	\$2,867,329	\$2,867,329	100.00%
						Radian	\$0	100.00%



A	B	C	D	E	F	G	H	I
Debtor's Attributable Portion of Net Collateral Losses								
Name	Cohort	Net Total Collateral Losses	Collateral Losses	Losses Due to Breach	RFC Claim	Insurer	RFC Recognized Claim	RFC Seller %
1								
194	RALI 2005-Q56 [Total]	\$23,875,505	\$23,875,505	\$10,023,050	\$4,496,818		\$4,496,818	100.00%
195	RALI 2005-Q57 [1]	\$23,830,136	\$23,830,136	\$9,996,874	\$4,485,075		\$4,485,075	100.00%
196	RALI 2005-Q57 [2]	\$9,594,338	\$9,594,338	\$4,020,657	\$1,803,859		\$1,803,859	100.00%
197	RALI 2005-Q58 [Total]	\$2,539,785	\$2,539,785	\$1,045,359	\$468,998		\$468,998	100.00%
198	RALI 2005-Q59 [Total]	\$34,132,932	\$34,132,932	\$14,243,899	\$6,390,492		\$6,390,492	100.00%
199	RALI 2006-QA1 [1]	\$21,691,108	\$21,691,108	\$7,522,096	\$3,374,771		\$3,374,771	100.00%
200	RALI 2006-QA1 [2]	\$97,945,398	\$97,945,398	\$33,809,159	\$15,168,402		\$15,168,402	100.00%
201	RALI 2006-QA1 [3]	\$23,507,027	\$23,507,027	\$8,111,503	\$3,639,207		\$3,639,207	100.00%
202	RALI 2006-QA10 [Total]	\$118,689,793	\$118,689,793	\$41,080,594	\$18,430,714		\$18,430,714	100.00%
203	RALI 2006-QA11 [Total]	\$126,081,604	\$126,081,604	\$43,673,618	\$19,594,068		\$19,594,068	100.00%
204	RALI 2006-QA2 [1]	\$79,445,538	\$79,445,538	\$27,468,601	\$12,323,725		\$12,323,725	100.00%
205	RALI 2006-QA2 [2]	\$12,023,273	\$12,023,273	\$4,145,200	\$1,859,734		\$1,859,734	100.00%
206	RALI 2006-QA2 [3]	\$8,733,007	\$8,733,007	\$2,996,302	\$1,344,284		\$1,344,284	100.00%
207	RALI 2006-QA3 [Total]	\$102,957,233	\$102,957,233	\$35,632,752	\$15,986,552		\$15,986,552	100.00%
208	RALI 2006-QA4 [1]	\$81,080,562	\$81,080,562	\$28,046,484	\$12,582,990		\$12,582,990	100.00%
209	RALI 2006-QA5 [1]	\$152,159,428	\$152,159,428	\$52,652,688	\$23,622,507		\$23,622,507	100.00%
210	RALI 2006-QA5 [2]	\$21,306,252	\$21,306,252	\$7,291,892	\$3,271,491		\$3,271,491	100.00%
211	RALI 2006-QA6 [Total]	\$184,902,914	\$184,902,914	\$64,155,515	\$28,783,224		\$28,783,224	100.00%
212	RALI 2006-QA7 [1]	\$69,089,680	\$69,089,680	\$23,940,669	\$10,740,926		\$10,740,926	100.00%
213	RALI 2006-QA7 [2]	\$121,605,696	\$121,605,696	\$42,231,622	\$18,947,120		\$18,947,120	100.00%
214	RALI 2006-QA8 [Total]	\$261,080,121	\$261,080,121	\$90,598,338	\$40,646,736		\$40,646,736	100.00%
215	RALI 2006-QA9 [Total]	\$91,185,526	\$91,185,526	\$31,531,071	\$14,146,342		\$14,146,342	100.00%
216	RALI 2006-QH1 [Total]	\$113,291,465	\$113,291,465	\$41,425,929	\$18,585,647	Ambac	\$18,585,647	100.00%
217	RALI 2006-QO1 [1]	\$19,310,834	\$19,310,834	\$6,913,098	\$3,101,546		\$3,101,546	100.00%
218	RALI 2006-QO1 [2]	\$57,371,456	\$57,371,456	\$20,412,006	\$9,157,800		\$9,157,800	100.00%
219	RALI 2006-QO1 [3]	\$172,572,288	\$172,572,288	\$62,201,868	\$27,906,725		\$27,906,725	100.00%
220	RALI 2006-QO10 [1]	\$272,652,864	\$272,652,864	\$98,319,334	\$44,110,743		\$44,110,743	100.00%
221	RALI 2006-QO10 [2]	\$87,278,452	\$87,278,452	\$31,542,572	\$14,151,502		\$14,151,502	100.00%
222	RALI 2006-QO2 [Total]	\$187,034,845	\$187,034,845	\$66,952,310	\$30,038,000		\$30,038,000	100.00%
223	RALI 2006-QO3 [Total]	\$202,660,477	\$202,660,477	\$73,189,418	\$32,836,264		\$32,836,264	100.00%
224	RALI 2006-QO4 [1]	\$127,155,367	\$127,155,367	\$46,103,863	\$20,684,392	XL	\$0	100.00%
225	RALI 2006-QO4 [2]	\$132,433,134	\$132,433,134	\$47,842,604	\$21,464,474	XL	\$0	100.00%
226	RALI 2006-QO5 [1]	\$137,451,270	\$137,451,270	\$49,385,744	\$22,156,800		\$22,156,800	100.00%
227	RALI 2006-QO5 [2]	\$150,070,652	\$150,070,652	\$54,547,037	\$24,472,403		\$24,472,403	100.00%
228	RALI 2006-QO5 [3]	\$80,725,512	\$80,725,512	\$29,029,985	\$13,024,236		\$13,024,236	100.00%
229	RALI 2006-QO6 [Total]	\$449,322,172	\$449,322,172	\$162,375,739	\$72,849,501		\$72,849,501	100.00%
230	RALI 2006-QO7 [1]	\$237,638,133	\$237,638,133	\$86,126,429	\$38,640,424		\$38,640,424	100.00%
231	RALI 2006-QO7 [2]	\$165,835,633	\$165,835,633	\$60,902,784	\$27,323,894		\$27,323,894	100.00%
232	RALI 2006-QO7 [3_PP_OVR]	\$69,918,207	\$69,918,207	\$25,080,835	\$11,252,459		\$11,252,459	100.00%
233	RALI 2006-QO7 [3_PP_1YR]	\$86,103,708	\$86,103,708	\$30,821,966	\$13,828,204		\$13,828,204	100.00%



A	B	C	D	E	F	G	H	I
Name	Cohort	Net Total Collateral Losses	Debtor's Attributable Portion of Net Collateral Losses	Losses Due to Breach	RFC Claim	Insurer	RFC Recognized Claim	RFC Seller %
1								
268	RALI 2006-Q57 [Total]	\$113,855,935	\$113,855,935	\$39,215,364	\$17,593,883		\$17,593,883	100.00%
269	RALI 2006-Q58 [Total]	\$204,742,078	\$204,742,078	\$70,445,452	\$31,605,190		\$31,605,190	100.00%
270	RALI 2006-Q59 [1] [Total]	\$91,760,351	\$91,760,351	\$31,582,551	\$14,169,439		\$14,169,439	100.00%
271	RALI 2006-Q59 [2] [Total]	\$22,960,068	\$22,960,068	\$7,952,391	\$3,567,822		\$3,567,822	100.00%
272	RALI 2007-QA1 [Total]	\$135,783,325	\$135,783,325	\$46,948,050	\$21,063,135		\$21,063,135	100.00%
273	RALI 2007-QA2 [Total]	\$122,561,937	\$122,561,937	\$42,455,608	\$19,047,611		\$19,047,611	100.00%
274	RALI 2007-QA3 [Total]	\$331,625,616	\$331,625,616	\$114,864,146	\$51,533,535		\$51,533,535	100.00%
275	RALI 2007-QA4 [Total]	\$87,240,592	\$87,240,592	\$30,295,539	\$13,592,024		\$13,592,024	100.00%
276	RALI 2007-QA5 [1] [Total]	\$92,481,593	\$92,481,593	\$32,014,734	\$14,363,337		\$14,363,337	100.00%
277	RALI 2007-QA5 [2] [Total]	\$59,632,841	\$59,632,841	\$20,595,938	\$9,240,320		\$9,240,320	100.00%
278	RALI 2007-QA5 [3] [Total]	\$16,883,932	\$16,883,932	\$5,755,079	\$2,582,003		\$2,582,003	100.00%
279	RALI 2007-QH1 [Total]	\$202,655,058	\$202,655,058	\$69,834,430	\$31,331,056		\$31,331,056	100.00%
280	RALI 2007-QH2 [Total]	\$134,525,243	\$134,525,243	\$46,343,223	\$20,791,780		\$20,791,780	100.00%
281	RALI 2007-QH3 [Total]	\$139,167,011	\$139,167,011	\$47,962,922	\$21,518,455		\$21,518,455	100.00%
282	RALI 2007-QH4 [Total]	\$154,380,286	\$154,380,286	\$53,069,172	\$23,809,362		\$23,809,362	100.00%
283	RALI 2007-QH5 [1] [Total]	\$133,486,749	\$133,486,749	\$45,904,665	\$20,595,022		\$20,595,022	100.00%
284	RALI 2007-QH5 [2] [Total]	\$63,139,530	\$63,139,530	\$21,746,397	\$9,756,471		\$9,756,471	100.00%
285	RALI 2007-QH6 [Total]	\$234,932,685	\$234,932,685	\$80,805,321	\$36,253,121		\$36,253,121	100.00%
286	RALI 2007-QH7 [1] [Total]	\$78,607,829	\$78,607,829	\$26,963,784	\$12,097,239		\$12,097,239	100.00%
287	RALI 2007-QH7 [2] [Total]	\$52,959,083	\$52,959,083	\$18,194,569	\$8,162,951		\$8,162,951	100.00%
288	RALI 2007-QH8 [Total]	\$220,474,243	\$220,474,243	\$75,804,176	\$34,009,369		\$34,009,369	100.00%
289	RALI 2007-QH9 [Total]	\$228,871,769	\$228,871,769	\$78,626,391	\$35,275,549		\$35,275,549	100.00%
290	RALI 2007-QO1 [Total]	\$248,001,070	\$248,001,070	\$90,084,572	\$40,416,236		\$40,416,236	100.00%
291	RALI 2007-QO2 [Total]	\$213,492,089	\$213,492,089	\$77,160,670	\$34,617,957		\$34,617,957	100.00%
292	RALI 2007-QO3 [Total]	\$119,591,896	\$119,591,896	\$43,464,620	\$19,500,302		\$19,500,302	100.00%
293	RALI 2007-QO4 [YPP]	\$38,775,953	\$38,775,953	\$14,078,762	\$6,316,404		\$6,316,404	100.00%
294	RALI 2007-QO4 [3YPP]	\$138,102,595	\$138,102,595	\$50,463,360	\$22,640,270		\$22,640,270	100.00%
295	RALI 2007-QO5 [NOPP]	\$24,595,930	\$24,595,930	\$8,904,388	\$3,994,933		\$3,994,933	100.00%
296	RALI 2007-QO5 [Total]	\$95,228,288	\$95,228,288	\$34,885,606	\$15,651,347		\$15,651,347	100.00%
297	RALI 2007-QS1 [1] [Total]	\$101,160,880	\$101,160,880	\$34,622,541	\$15,533,323		\$15,533,323	100.00%
298	RALI 2007-QS1 [2] [Total]	\$198,634,133	\$198,634,133	\$68,162,793	\$30,581,080		\$30,581,080	100.00%
299	RALI 2007-QS10 [Total]	\$127,891,133	\$127,891,133	\$44,021,301	\$19,750,055		\$19,750,055	100.00%
300	RALI 2007-QS11 [Total]	\$90,763,338	\$90,763,338	\$31,312,099	\$14,048,101		\$14,048,101	100.00%
301	RALI 2007-QS2 [Total]	\$126,979,943	\$126,979,943	\$43,545,056	\$19,536,389		\$19,536,389	100.00%
302	RALI 2007-QS3 [Total]	\$253,087,310	\$253,087,310	\$86,963,337	\$39,015,901		\$39,015,901	100.00%

A	B	C	D	E	F	G	H	I
Debtor's Attributable Portion of Net Collateral Losses								
Name	Cohort	Net Total Collateral Losses	Collateral Losses	Losses Due to Breach	RFC Claim	Insurer	RFC Recognized Claim	RFC Seller %
303	RALI 2007-QS4 [I]	\$14,357,563	\$14,357,563	\$4,931,492	\$2,212,502		\$2,212,502	100.00%
304	RALI 2007-QS4 [II]	\$62,213,846	\$62,213,846	\$21,532,637	\$9,660,568		\$9,660,568	100.00%
305	RALI 2007-QS4 [III]	\$77,717,218	\$77,717,218	\$26,600,027	\$11,934,041		\$11,934,041	100.00%
306	RALI 2007-QS4 [IV]	\$16,451,790	\$16,451,790	\$5,693,897	\$2,554,554		\$2,554,554	100.00%
307	RALI 2007-QS4 [V]	\$9,930,565	\$9,930,565	\$3,352,607	\$1,504,140		\$1,504,140	100.00%
308	RALI 2007-QS5	\$115,597,289	\$115,597,289	\$39,663,031	\$17,794,728		\$17,794,728	100.00%
	RALI 2007-QS6							
309	RALI 2007-QS6	\$217,738,744	\$217,738,744	\$74,873,512	\$33,591,829		\$33,591,829	100.00%
310	RALI 2007-QS7 [1]	\$126,732,793	\$126,732,793	\$43,270,391	\$19,413,161		\$19,413,161	100.00%
311	RALI 2007-QS7 [2]	\$74,333,014	\$74,333,014	\$25,646,653	\$11,506,312		\$11,506,312	100.00%
312	RALI 2007-QS8	\$165,411,041	\$165,411,041	\$56,624,303	\$25,404,363		\$25,404,363	100.00%
	RALI 2007-QS9							
313	RALI 2007-QS9	\$192,460,010	\$192,460,010	\$66,118,025	\$29,663,700		\$29,663,700	100.00%
314	RAMP 2004-KR1 [1]	\$85,994,251	\$85,994,251	\$49,246,190	\$22,094,190		\$22,094,190	100.00%
315	RAMP 2004-KR1 [2]	\$58,544,562	\$58,544,562	\$33,472,339	\$15,017,288		\$15,017,288	100.00%
316	RAMP 2004-KR2 [1]	\$63,925,009	\$63,925,009	\$36,582,618	\$16,412,707		\$16,412,707	100.00%
317	RAMP 2004-KR2 [2]	\$44,383,741	\$44,383,741	\$25,377,712	\$11,385,652		\$11,385,652	100.00%
318	RAMP 2004-RS1 [1]	\$29,380,671	\$29,380,671	\$16,549,236	\$7,424,776	AMBAC - Insurer Exception	\$7,424,776	100.00%
319	RAMP 2004-RS1 [2A]	\$40,617,693	\$40,617,693	\$23,260,963	\$10,435,978		\$10,435,978	100.00%
320	RAMP 2004-RS1 [2B]	\$26,091,838	\$26,091,838	\$14,962,698	\$6,712,980		\$6,712,980	100.00%
321	RAMP 2004-RS10 [1]	\$38,819,123	\$38,819,123	\$21,998,496	\$9,869,575		\$9,869,575	100.00%
322	RAMP 2004-RS10 [2]	\$111,445,050	\$111,445,050	\$63,762,807	\$28,607,037		\$28,607,037	100.00%
323	RAMP 2004-RS11 [A]	\$84,515,889	\$84,515,889	\$48,320,131	\$21,678,716		\$21,678,716	100.00%
324	RAMP 2004-RS11 [F]	\$23,098,024	\$23,098,024	\$13,051,043	\$5,855,320		\$5,855,320	100.00%
325	RAMP 2004-RS12 [1]	\$34,409,734	\$34,409,734	\$19,480,480	\$8,739,873		\$8,739,873	100.00%
326	RAMP 2004-RS12 [2]	\$86,353,687	\$86,353,687	\$49,376,376	\$22,152,597		\$22,152,597	100.00%
327	RAMP 2004-RS2 [1]	\$19,921,568	\$19,921,568	\$11,238,778	\$5,042,252		\$5,042,252	100.00%
328	RAMP 2004-RS2 [2A]	\$34,571,030	\$34,571,030	\$19,823,789	\$8,893,897		\$8,893,897	100.00%
329	RAMP 2004-RS2 [2B]	\$19,205,710	\$19,205,710	\$11,015,030	\$4,941,868		\$4,941,868	100.00%
330	RAMP 2004-RS3 [1]	\$36,014,675	\$36,014,675	\$20,344,296	\$9,127,421		\$9,127,421	100.00%
331	RAMP 2004-RS3 [2]	\$7,531,579	\$7,531,579	\$4,315,797	\$1,936,272		\$1,936,272	100.00%
332	RAMP 2004-RS4 [1]	\$29,306,260	\$29,306,260	\$16,517,744	\$7,410,648		\$7,410,648	100.00%
333	RAMP 2004-RS4 [2A]	\$33,973,280	\$33,973,280	\$19,452,947	\$8,727,520		\$8,727,520	100.00%
334	RAMP 2004-RS4 [2B]	\$32,542,213	\$32,542,213	\$18,661,651	\$8,372,507		\$8,372,507	100.00%
335	RAMP 2004-RS5 [1]	\$17,682,494	\$17,682,494	\$10,112,627	\$4,537,007	AMBAC	\$4,537,007	100.00%

A	B	C	D	E	F	G	H	I
Name	Cohort	Net Total Collateral Losses	Debtor's Attributable Portion of Net Collateral Losses	Losses Due to Breach	RFC Claim	Insurer	RFC Recognized Claim	RFC Seller %
1								
336	RAMP 2004-R55 [2A]	\$28,685,460	\$28,685,460	\$16,425,900	\$7,369,442		\$7,369,442	100.00%
337	RAMP 2004-R55 [2B]	\$30,019,687	\$30,019,687	\$17,163,648	\$7,700,431		\$7,700,431	100.00%
338	RAMP 2004-R56 [1]	\$24,899,249	\$24,899,249	\$14,035,904	\$6,297,176		\$6,297,176	100.00%
339	RAMP 2004-R56 [2A]	\$47,007,391	\$47,007,391	\$26,902,338	\$12,069,672		\$12,069,672	100.00%
340	RAMP 2004-R56 [2B]	\$16,281,524	\$16,281,524	\$9,309,026	\$4,176,473		\$4,176,473	100.00%
341	RAMP 2004-R57 [1]	\$31,207,692	\$31,207,692	\$17,577,847	\$7,886,261	FGIC	\$7,886,261	100.00%
342	RAMP 2004-R57 [2A]	\$32,717,481	\$32,717,481	\$18,755,504	\$8,414,614	FGIC	\$8,414,614	100.00%
343	RAMP 2004-R57 [2B]	\$29,376,753	\$29,376,753	\$16,841,812	\$7,556,040	FGIC	\$7,556,040	100.00%
344	RAMP 2004-R57 [3]	\$6,748,701	\$6,748,701	\$3,765,712	\$1,689,478	FGIC	\$1,689,478	100.00%
345	RAMP 2004-R58 [1]	\$36,234,187	\$36,234,187	\$20,469,412	\$9,183,555		\$9,183,555	100.00%
346	RAMP 2004-R58 [2]	\$59,601,734	\$59,601,734	\$34,076,432	\$15,288,313		\$15,288,313	100.00%
347	RAMP 2004-R59 [1]	\$25,645,428	\$25,645,428	\$14,596,583	\$6,548,723	AMBAC	\$6,548,723	100.00%
348	RAMP 2004-R59 [2]	\$72,827,221	\$72,827,221	\$41,648,474	\$18,685,492		\$18,685,492	100.00%
349	RAMP 2004-R21 [1]	\$23,533,534	\$23,533,534	\$13,347,694	\$5,988,412		\$5,988,412	100.00%
350	RAMP 2004-R21 [2]	\$7,755,378	\$7,755,378	\$4,440,708	\$1,992,313		\$1,992,313	100.00%
351	RAMP 2004-R22 [1]	\$25,715,420	\$25,715,420	\$14,590,734	\$6,546,099	FGIC	\$6,546,099	100.00%
352	RAMP 2004-R22 [2]	\$10,299,774	\$10,299,774	\$5,881,618	\$2,638,774	FGIC	\$2,638,774	100.00%
353	RAMP 2004-R23 [1]	\$14,970,705	\$14,970,705	\$8,471,384	\$3,800,667		\$3,800,667	100.00%
354	RAMP 2004-R23 [2]	\$12,444,695	\$12,444,695	\$7,101,170	\$3,185,923		\$3,185,923	100.00%
355	RAMP 2004-R24 [A]	\$12,087,161	\$12,087,161	\$6,895,120	\$3,093,480		\$3,093,480	100.00%
356	RAMP 2004-R24 [F]	\$14,025,985	\$14,025,985	\$7,946,157	\$3,565,025		\$3,565,025	100.00%
357	RAMP 2004-SL1 [EIGHT]	\$716,664	\$716,664	\$400,050	\$179,482		\$179,482	100.00%
358	RAMP 2004-SL1 [FIVE]	\$32,908	\$32,908	\$18,196	\$8,164		\$8,164	100.00%
359	RAMP 2004-SL1 [FOUR]	\$78,823	\$78,823	\$43,613	\$19,567		\$19,567	100.00%
360	RAMP 2004-SL1 [NINE]	\$127,433	\$127,433	\$70,463	\$31,613		\$31,613	100.00%
361	RAMP 2004-SL1 [ONE]	\$4,147,997	\$4,147,997	\$2,365,239	\$1,061,159		\$1,061,159	100.00%
362	RAMP 2004-SL1 [SEVEN]	\$1,307,687	\$1,307,687	\$734,790	\$329,662		\$329,662	100.00%
363	RAMP 2004-SL1 [SIX]	\$464,953	\$464,953	\$263,403	\$118,175		\$118,175	100.00%
364	RAMP 2004-SL1 [THREE]	\$17,161	\$17,161	\$9,676	\$4,341		\$4,341	100.00%
365	RAMP 2004-SL1 [TWO]	\$16,279	\$16,279	\$9,003	\$4,039		\$4,039	100.00%
366	RAMP 2004-SL2 [1]	\$118,389	\$118,389	\$65,977	\$29,600		\$29,600	100.00%

A	B	C	D	E	F	G	H	I
Debtor's Attributable Portion of Net Collateral Losses								
Name	Cohort	Net Total Collateral Losses	Collateral Losses	Losses Due to Breach	RFC Claim	Insurer	RFC Recognized Claim	RFC Seller %
367	RAMP 2004-SL2 [2]		\$495,833	\$274,540	\$123,172		\$123,172	100.00%
368	RAMP 2004-SL2 [3]		\$1,124,730	\$629,941	\$282,622		\$282,622	100.00%
369	RAMP 2004-SL2 [4]		\$5,853,802	\$3,350,968	\$1,503,404		\$1,503,404	100.00%
370	RAMP 2004-SL3 [1]		\$272,919	\$155,993	\$69,986		\$69,986	100.00%
371	RAMP 2004-SL3 [2]		\$750,273	\$421,457	\$189,086		\$189,086	100.00%
372	RAMP 2004-SL3 [3]		\$406,291	\$227,291	\$101,974		\$101,974	100.00%
373	RAMP 2004-SL3 [4]		\$1,699,613	\$970,892	\$435,589		\$435,589	100.00%
374	RAMP 2004-SL4 [1]		\$49,965	\$27,628	\$12,395		\$12,395	100.00%
375	RAMP 2004-SL4 [2]		\$146,088	\$81,723	\$36,665		\$36,665	100.00%
376	RAMP 2004-SL4 [3]		\$427,877	\$239,051	\$107,250		\$107,250	100.00%
377	RAMP 2004-SL4 [4]		\$419,724	\$236,139	\$105,943		\$105,943	100.00%
378	RAMP 2004-SL4 [5]		\$1,397,490	\$798,230	\$358,124		\$358,124	100.00%
379	RAMP 2005-EFC1		\$69,173,063	\$39,476,680	\$17,711,121		\$17,711,121	100.00%
380	RAMP 2005-EFC1		\$12,056,960	\$6,792,828	\$3,047,587		\$3,047,587	100.00%
381	RAMP 2005-EFC1		\$61,435,263	\$35,036,182	\$15,718,902		\$15,718,902	100.00%
382	RAMP 2005-EFC1		\$16,748,008	\$9,436,379	\$4,233,610		\$4,233,610	100.00%
383	RAMP 2005-EFC2 [A]		\$101,148,279	\$57,737,839	\$25,903,949		\$25,903,949	100.00%
384	RAMP 2005-EFC2 [F]		\$18,270,213	\$10,289,780	\$4,616,486		\$4,616,486	100.00%
385	RAMP 2005-EFC3		\$65,312,627	\$37,251,145	\$16,712,641		\$16,712,641	100.00%
386	RAMP 2005-EFC3		\$6,628,196	\$3,745,982	\$1,680,626		\$1,680,626	100.00%
387	RAMP 2005-EFC3		\$47,266,394	\$26,935,661	\$12,084,622		\$12,084,622	100.00%
388	RAMP 2005-EFC3		\$16,573,666	\$9,350,299	\$4,194,990		\$4,194,990	100.00%
389	RAMP 2005-EFC4 [A]		\$129,644,110	\$73,941,134	\$33,173,520		\$33,173,520	100.00%
390	RAMP 2005-EFC4 [F]		\$23,296,896	\$13,122,812	\$5,887,520		\$5,887,520	100.00%
391	RAMP 2005-EFC5 [A]		\$129,368,509	\$73,684,527	\$33,058,394		\$33,058,394	100.00%
392	RAMP 2005-EFC5 [F]		\$21,624,518	\$12,201,197	\$5,474,039		\$5,474,039	100.00%
393	RAMP 2005-EFC6		\$91,772,118	\$52,375,503	\$23,498,149		\$23,498,149	100.00%
394	RAMP 2005-EFC6		\$20,769,435	\$11,745,602	\$5,269,637		\$5,269,637	100.00%
395	RAMP 2005-EFC6		\$33,689,926	\$19,163,039	\$8,597,453		\$8,597,453	100.00%
396	RAMP 2005-EFC6		\$6,436,035	\$3,626,622	\$1,627,076		\$1,627,076	100.00%
397	RAMP 2005-EFC7		\$78,138,224	\$44,506,718	\$19,967,837	FGIC	\$19,967,837	100.00%
398	RAMP 2005-EFC7		\$26,092,878	\$14,753,924	\$6,619,314	FGIC	\$6,619,314	100.00%
399	RAMP 2005-EFC7		\$44,058,681	\$25,177,022	\$11,295,613	FGIC	\$11,295,613	100.00%
400	RAMP 2005-NC1		\$5,066,696	\$2,876,303	\$1,290,447	FGIC	\$1,290,447	100.00%
401	RAMP 2005-NC1		\$85,484,594	\$48,752,350	\$21,872,630	FGIC	\$21,872,630	100.00%

A	B	C	D	E	F	G	H	I
Name	Cohort	Net Total Collateral Losses	Collateral Losses	Losses Due to Breach	RFC Claim	Insurer	RFC Recognized Claim	RFC Seller %
402	RAMP 2005-NC1 [1F]	\$25,271,470	\$25,271,470	\$14,311,132	\$6,420,656	FGIC	\$6,420,656	100.00%
	RAMP 2005-NC1							
403	[2A]	\$61,696,843	\$61,696,843	\$35,165,697	\$15,777,009	FGIC	\$15,777,009	100.00%
404	RAMP 2005-NC1 [2F]	\$27,149,460	\$27,149,460	\$15,360,535	\$6,891,469	FGIC	\$6,891,469	100.00%
405	RAMP 2005-RS1 [1]	\$40,013,212	\$40,013,212	\$22,557,518	\$10,120,378		\$10,120,378	100.00%
406	RAMP 2005-RS1 [2]	\$99,244,735	\$99,244,735	\$56,626,381	\$25,405,295		\$25,405,295	100.00%
407	RAMP 2005-RS2 [1A]	\$61,905,028	\$61,905,028	\$35,349,657	\$15,859,542		\$15,859,542	100.00%
408	RAMP 2005-RS2 [1F]	\$16,029,124	\$16,029,124	\$9,062,453	\$4,065,849		\$4,065,849	100.00%
409	RAMP 2005-RS2 [2A]	\$19,011,637	\$19,011,637	\$10,847,277	\$4,866,606		\$4,866,606	100.00%
410	RAMP 2005-RS2 [2F]	\$8,736,196	\$8,736,196	\$4,929,380	\$2,211,555		\$2,211,555	100.00%
411	[1AA]	\$27,193,008	\$27,193,008	\$15,511,184	\$6,959,057		\$6,959,057	100.00%
	RAMP 2005-RS3							
412	[1AF]	\$20,917,142	\$20,917,142	\$11,794,843	\$5,291,729		\$5,291,729	100.00%
413	[1BA]	\$35,292,207	\$35,292,207	\$20,079,811	\$9,008,761		\$9,008,761	100.00%
	RAMP 2005-RS3							
414	[1BF]	\$12,710,329	\$12,710,329	\$7,166,615	\$3,215,285		\$3,215,285	100.00%
415	RAMP 2005-RS3 [2]	\$15,865,140	\$15,865,140	\$8,954,061	\$4,017,219		\$4,017,219	100.00%
416	RAMP 2005-RS4 [A]	\$67,024,304	\$67,024,304	\$38,201,775	\$17,139,138		\$17,139,138	100.00%
417	RAMP 2005-RS4 [F]	\$20,820,533	\$20,820,533	\$11,726,878	\$5,261,237		\$5,261,237	100.00%
418	RAMP 2005-RS5 [1A]	\$24,725,556	\$24,725,556	\$14,074,520	\$6,314,501		\$6,314,501	100.00%
419	RAMP 2005-RS5 [1F]	\$10,630,408	\$10,630,408	\$5,989,533	\$2,687,190		\$2,687,190	100.00%
420	RAMP 2005-RS5 [2A]	\$35,220,616	\$35,220,616	\$20,069,742	\$9,004,244		\$9,004,244	100.00%
421	RAMP 2005-RS5 [2F]	\$8,341,665	\$8,341,665	\$4,711,851	\$2,113,961		\$2,113,961	100.00%
422	RAMP 2005-RS6 [1A]	\$73,094,634	\$73,094,634	\$41,687,831	\$18,703,150		\$18,703,150	100.00%
423	RAMP 2005-RS6 [1F]	\$26,872,003	\$26,872,003	\$15,151,652	\$6,797,754		\$6,797,754	100.00%
424	RAMP 2005-RS6 [2A]	\$76,867,095	\$76,867,095	\$43,799,132	\$19,650,380		\$19,650,380	100.00%
425	RAMP 2005-RS6 [2F]	\$19,451,317	\$19,451,317	\$11,000,927	\$4,935,541		\$4,935,541	100.00%
426	RAMP 2005-RS7 [A]	\$51,845,493	\$51,845,493	\$29,504,222	\$13,237,001		\$13,237,001	100.00%
427	RAMP 2005-RS7 [F]	\$38,257,195	\$38,257,195	\$21,543,421	\$9,665,406		\$9,665,406	100.00%
428	[AG5]	\$32,229,039	\$32,229,039	\$18,272,471	\$8,197,902		\$8,197,902	100.00%
	RAMP 2005-RS8							
429	[AL5]	\$78,074,733	\$78,074,733	\$44,514,432	\$19,971,298		\$19,971,298	100.00%
430	RAMP 2005-RS8 [F]	\$35,390,738	\$35,390,738	\$19,958,347	\$8,954,266		\$8,954,266	100.00%
	RAMP 2005-RS9							
431	[1A, L]	\$23,308,656	\$23,308,656	\$13,196,254	\$5,920,469	FGIC	\$5,920,469	100.00%

A	B	C	D	E	F	G	H	I
Name	Cohort	Net Total Collateral Losses	Debtor's Attributable Portion of Net Collateral Losses	Losses Due to Breach	RFC Claim	Insurer	RFC Recognized Claim	RFC Seller %
1	RAMP 2005-RS9							
432	[1A_5]	\$68,738,835	\$68,738,835	\$39,126,674	\$17,554,092	FGIC	\$17,554,092	100.00%
433	RAMP 2005-RS9 [1F]	\$36,660,035	\$36,660,035	\$20,716,523	\$9,294,421	FGIC	\$9,294,421	100.00%
434	[2A_1]	\$8,853,973	\$8,853,973	\$5,024,373	\$2,254,174	FGIC	\$2,254,174	100.00%
435	[2A_5]	\$72,725,684	\$72,725,684	\$41,447,661	\$18,595,397	FGIC	\$18,595,397	100.00%
436	RAMP 2005-RS9 [2F]	\$20,427,868	\$20,427,868	\$11,578,404	\$5,194,624	FGIC	\$5,194,624	100.00%
437	RAMP 2005-RZ1 [A]	\$14,682,916	\$14,682,916	\$8,343,085	\$3,743,106		\$3,743,106	100.00%
438	RAMP 2005-RZ1 [F]	\$11,482,144	\$11,482,144	\$6,485,526	\$2,909,717		\$2,909,717	100.00%
439	RAMP 2005-RZ2 [1A]	\$22,207,688	\$22,207,688	\$12,657,089	\$5,678,574		\$5,678,574	100.00%
440	RAMP 2005-RZ2 [1F]	\$6,706,532	\$6,706,532	\$3,798,736	\$1,704,294		\$1,704,294	100.00%
441	RAMP 2005-RZ2 [2A]	\$25,559,677	\$25,559,677	\$14,536,377	\$6,521,712		\$6,521,712	100.00%
442	RAMP 2005-RZ2 [2F]	\$7,677,029	\$7,677,029	\$4,343,140	\$1,948,540		\$1,948,540	100.00%
443	RAMP 2005-RZ3 [A]	\$64,551,652	\$64,551,652	\$36,794,419	\$16,507,731		\$16,507,731	100.00%
444	RAMP 2005-RZ3 [F]	\$18,799,079	\$18,799,079	\$10,624,279	\$4,766,558		\$4,766,558	100.00%
445	RAMP 2005-RZ4 [A]	\$83,856,750	\$83,856,750	\$47,825,142	\$21,456,640		\$21,456,640	100.00%
446	RAMP 2005-RZ4 [F]	\$25,495,934	\$25,495,934	\$14,411,718	\$6,465,784		\$6,465,784	100.00%
447	RAMP 2005-SL1 [1]	\$316,278	\$316,278	\$122,880	\$55,130		\$55,130	100.00%
448	RAMP 2005-SL1 [2]	\$214,194	\$214,194	\$84,799	\$38,045		\$38,045	100.00%
449	RAMP 2005-SL1 [3]	\$2,366,444	\$2,366,444	\$1,046,003	\$469,287		\$469,287	100.00%
450	RAMP 2005-SL1 [4]	\$1,200,472	\$1,200,472	\$495,942	\$222,503		\$222,503	100.00%
451	RAMP 2005-SL1 [5]	\$1,303,177	\$1,303,177	\$522,877	\$234,588		\$234,588	100.00%
452	RAMP 2005-SL1 [6]	\$1,189,819	\$1,189,819	\$505,205	\$226,659		\$226,659	100.00%
453	RAMP 2005-SL1 [7]	\$7,735,437	\$7,735,437	\$3,359,197	\$1,507,096		\$1,507,096	100.00%
454	RAMP 2005-SL2 [1]	\$302,438	\$302,438	\$117,395	\$52,669		\$52,669	100.00%
455	RAMP 2005-SL2 [2]	\$1,568,381	\$1,568,381	\$687,037	\$308,238		\$308,238	100.00%
456	RAMP 2005-SL2 [3]	\$1,526,436	\$1,526,436	\$632,898	\$283,948		\$283,948	100.00%
457	RAMP 2005-SL2 [4]	\$2,730,339	\$2,730,339	\$1,178,031	\$528,521		\$528,521	100.00%
458	RAMP 2005-SL2 [5]	\$3,089,817	\$3,089,817	\$1,359,518	\$609,945		\$609,945	100.00%
459	RAMP 2006-EFC1 [A]	\$124,233,607	\$124,233,607	\$69,050,031	\$30,979,138		\$30,979,138	100.00%
460	RAMP 2006-EFC1 [F]	\$34,786,684	\$34,786,684	\$19,342,743	\$8,678,077		\$8,678,077	100.00%
461	RAMP 2006-EFC2 [A]	\$106,881,854	\$106,881,854	\$59,422,826	\$26,659,914		\$26,659,914	100.00%
462	RAMP 2006-EFC2 [F]	\$39,080,119	\$39,080,119	\$21,734,983	\$9,751,350		\$9,751,350	100.00%
463	RAMP 2006-NC1 [A]	\$123,559,915	\$123,559,915	\$68,662,265	\$30,805,167		\$30,805,167	100.00%
464	RAMP 2006-NC1 [F]	\$35,623,267	\$35,623,267	\$19,809,915	\$8,887,673		\$8,887,673	100.00%
465	RAMP 2006-NC2 [A]	\$183,384,446	\$183,384,446	\$101,918,958	\$45,725,706		\$45,725,706	100.00%
466	RAMP 2006-NC2 [F]	\$57,013,026	\$57,013,026	\$31,708,467	\$14,225,931		\$14,225,931	100.00%



A	B	C	D	E	F	G	H	I
Name	Cohort	Net Total Collateral Losses	Debtor's Attributable Portion of Net Collateral Losses	Losses Due to Breach	RFC Claim	Insurer	RFC Recognized Claim	RFC Seller %
467	RAMP 2006-NC3 [A]	\$129,874,502	\$129,874,502	\$72,179,832	\$32,383,315		\$32,383,315	100.00%
468	RAMP 2006-NC3 [F]	\$42,661,703	\$42,661,703	\$23,727,964	\$10,645,496		\$10,645,496	100.00%
469	RAMP 2006-RS1 [1A]	\$139,203,110	\$139,203,110	\$77,382,422	\$34,717,446		\$34,717,446	100.00%
470	RAMP 2006-RS1 [1F]	\$59,740,546	\$59,740,546	\$33,218,548	\$14,903,425		\$14,903,425	100.00%
471	RAMP 2006-RS1 [2A]	\$116,046,100	\$116,046,100	\$64,499,965	\$28,937,761		\$28,937,761	100.00%
472	RAMP 2006-RS1 [2F]	\$24,143,676	\$24,143,676	\$13,425,806	\$6,023,457		\$6,023,457	100.00%
473	RAMP 2006-RS2 [A]	\$150,057,328	\$150,057,328	\$83,401,888	\$37,418,065		\$37,418,065	100.00%
474	RAMP 2006-RS2 [F]	\$88,757,924	\$88,757,924	\$49,365,294	\$22,147,626		\$22,147,626	100.00%
475	RAMP 2006-RS3 [A]	\$76,965,669	\$76,965,669	\$42,772,864	\$19,189,947	MGIC (Pool Policy)	\$19,189,947	100.00%
476	RAMP 2006-RS3 [F]	\$135,543,094	\$135,543,094	\$75,385,807	\$33,821,669	MGIC (Pool Policy)	\$33,821,669	100.00%
477	RAMP 2006-RS4 [A]	\$246,474,867	\$246,474,867	\$136,983,995	\$61,457,554		\$61,457,554	100.00%
478	RAMP 2006-RS4 [F]	\$93,300,680	\$93,300,680	\$51,879,066	\$23,275,423		\$23,275,423	100.00%
479	RAMP 2006-RS5 [A]	\$58,016,723	\$58,016,723	\$32,246,505	\$14,467,320		\$14,467,320	100.00%
480	RAMP 2006-RS5 [F]	\$76,811,839	\$76,811,839	\$42,719,206	\$19,165,873		\$19,165,873	100.00%
481	RAMP 2006-RS6 [A]	\$109,297,956	\$109,297,956	\$60,744,923	\$27,253,070		\$27,253,070	100.00%
482	RAMP 2006-RS6 [F]	\$35,952,810	\$35,952,810	\$19,994,292	\$8,970,393		\$8,970,393	100.00%
483	RAMP 2006-RZ1 [A]	\$108,145,173	\$108,145,173	\$60,106,687	\$26,966,727		\$26,966,727	100.00%
484	RAMP 2006-RZ1 [F]	\$34,897,714	\$34,897,714	\$19,414,969	\$8,710,481		\$8,710,481	100.00%
485	RAMP 2006-RZ2 [A]	\$107,777,974	\$107,777,974	\$59,894,624	\$26,871,585		\$26,871,585	100.00%
486	RAMP 2006-RZ2 [F]	\$23,618,253	\$23,618,253	\$13,137,432	\$5,894,079		\$5,894,079	100.00%
487	RAMP 2006-RZ3 [A]	\$238,960,739	\$238,960,739	\$132,810,688	\$59,585,210		\$59,585,210	100.00%
488	RAMP 2006-RZ3 [F]	\$48,544,187	\$48,544,187	\$27,002,010	\$12,114,390		\$12,114,390	100.00%
489	RAMP 2006-RZ4 [A]	\$288,472,108	\$288,472,108	\$160,338,380	\$71,935,445		\$71,935,445	100.00%
490	RAMP 2006-RZ4 [F]	\$72,876,036	\$72,876,036	\$40,532,889	\$18,184,987		\$18,184,987	100.00%
491	RAMP 2006-RZ5 [A]	\$144,669,076	\$144,669,076	\$80,406,753	\$36,074,305		\$36,074,305	100.00%
492	RAMP 2006-RZ5 [F]	\$62,065,277	\$62,065,277	\$34,517,197	\$15,486,061		\$15,486,061	100.00%
493	RAMP 2007-RS1 [A]	\$41,524,708	\$41,524,708	\$23,086,412	\$10,357,665		\$10,357,665	100.00%
494	RAMP 2007-RS1 [F]	\$139,125,561	\$139,125,561	\$77,365,399	\$34,709,808		\$34,709,808	100.00%
495	RAMP 2007-RS2 [A]	\$111,193,752	\$111,193,752	\$61,805,501	\$27,728,896		\$27,728,896	100.00%
496	RAMP 2007-RS2 [F]	\$67,903,369	\$67,903,369	\$37,768,301	\$16,944,661		\$16,944,661	100.00%

A	B	C	D	E	F	G	H	I
Debtor's Attributable Portion of Net Collateral Losses								
Name	Cohort	Net Total Collateral Losses	Collateral Losses	Losses Due to Breach	RFC Claim	Insurer	RFC Recognized Claim	RFC Seller %
1								
497	RAMB 2007-RZ1 [A]	Subprime 2007	\$105,384,995	\$58,575,326	\$26,279,685		\$26,279,685	100.00%
498	RAMB 2007-RZ1 [F]	Subprime 2007	\$39,569,044	\$22,008,943	\$9,874,262		\$9,874,262	100.00%
499	RASC 2004-KS1 [1]	Subprime 2004	\$19,904,485	\$11,217,544	\$5,032,725		\$5,032,725	100.00%
500	RASC 2004-KS1 [2A]	Subprime 2004	\$16,074,227	\$9,191,542	\$4,123,764		\$4,123,764	100.00%
501	RASC 2004-KS1 [2B]	Subprime 2004	\$15,599,526	\$8,929,061	\$4,006,002		\$4,006,002	100.00%
502	RASC 2004-KS10 [1A]	Subprime 2004	\$18,698,074	\$10,699,373	\$4,800,249		\$4,800,249	100.00%
503	RASC 2004-KS10 [1F]	Subprime 2004	\$7,347,386	\$4,150,557	\$1,862,138		\$1,862,138	100.00%
504	RASC 2004-KS10 [2A]	Subprime 2004	\$50,569,433	\$28,904,741	\$12,968,045		\$12,968,045	100.00%
505	RASC 2004-KS10 [2F]	Subprime 2004	\$8,156,741	\$4,604,414	\$2,065,760		\$2,065,760	100.00%
506	RASC 2004-KS11 [1A]	Subprime 2004	\$28,358,503	\$16,204,003	\$7,269,889		\$7,269,889	100.00%
507	RASC 2004-KS11 [1F]	Subprime 2004	\$2,921,401	\$1,650,087	\$740,308		\$740,308	100.00%
508	RASC 2004-KS11 [2A]	Subprime 2004	\$27,117,556	\$15,501,315	\$6,954,629		\$6,954,629	100.00%
509	RASC 2004-KS11 [2F]	Subprime 2004	\$3,473,119	\$1,964,895	\$881,546		\$881,546	100.00%
510	RASC 2004-KS12 [1A]	Subprime 2004	\$23,199,991	\$13,278,977	\$5,957,582		\$5,957,582	100.00%
511	RASC 2004-KS12 [1F]	Subprime 2004	\$3,429,187	\$1,942,014	\$871,280		\$871,280	100.00%
512	RASC 2004-KS12 [2A]	Subprime 2004	\$21,371,105	\$12,211,553	\$5,478,685		\$5,478,685	100.00%
513	RASC 2004-KS12 [2F]	Subprime 2004	\$3,380,262	\$1,907,846	\$855,951		\$855,951	100.00%
514	RASC 2004-KS2 [1]	Subprime 2004	\$23,454,882	\$13,228,959	\$5,935,142		\$5,935,142	100.00%
515	RASC 2004-KS2 [2A]	Subprime 2004	\$17,871,521	\$10,224,920	\$4,587,387		\$4,587,387	100.00%
516	RASC 2004-KS2 [2B]	Subprime 2004	\$17,777,457	\$10,172,945	\$4,564,068		\$4,564,068	100.00%
517	RASC 2004-KS3 [1]	Subprime 2004	\$15,563,536	\$8,759,851	\$3,930,087		\$3,930,087	100.00%
518	RASC 2004-KS3 [2A]	Subprime 2004	\$14,157,504	\$8,093,478	\$3,631,120		\$3,631,120	100.00%
519	RASC 2004-KS3 [2B]	Subprime 2004	\$14,075,780	\$8,048,290	\$3,610,847		\$3,610,847	100.00%
520	RASC 2004-KS4 [1]	Subprime 2004	\$16,176,240	\$9,153,243	\$4,106,581	AMBAC	\$4,106,581	100.00%
521	RASC 2004-KS4 [2A]	Subprime 2004	\$21,183,761	\$12,116,244	\$5,435,925	AMBAC	\$5,435,925	100.00%
522	RASC 2004-KS4 [2B]	Subprime 2004	\$20,412,175	\$11,686,311	\$5,243,037	AMBAC	\$5,243,037	100.00%
523	RASC 2004-KS5 [1]	Subprime 2004	\$24,177,040	\$13,581,714	\$6,093,405		\$6,093,405	100.00%
524	RASC 2004-KS5 [2A]	Subprime 2004	\$25,176,509	\$14,388,483	\$6,455,360		\$6,455,360	100.00%
525	RASC 2004-KS5 [2B]	Subprime 2004	\$24,431,449	\$13,976,509	\$6,270,528		\$6,270,528	100.00%
526	RASC 2004-KS6 [1]	Subprime 2004	\$19,572,769	\$11,033,061	\$4,949,957		\$4,949,957	100.00%
527	RASC 2004-KS6 [2A]	Subprime 2004	\$26,575,817	\$15,205,535	\$6,821,928		\$6,821,928	100.00%
528	RASC 2004-KS6 [2B]	Subprime 2004	\$26,639,291	\$15,240,631	\$6,837,674		\$6,837,674	100.00%
529	RASC 2004-KS7 [1]	Subprime 2004	\$17,950,455	\$10,117,443	\$4,539,167	FGIC	\$4,539,167	100.00%

A	B	C	D	E	F	G	H	I
Name	Cohort	Net Total Collateral Losses	Debtor's Attributable Portion of Net Collateral Losses	Losses Due to Breach	RFC Claim	Insurer	RFC Recognized Claim	RFC Seller %
530	RASC 2004-K57 [2A]	\$18,698,981	\$18,698,981	\$10,683,418	\$4,793,091	FGIC	\$4,793,091	100.00%
531	RASC 2004-K57 [2B]	\$19,160,076	\$19,160,076	\$10,938,376	\$4,907,477	FGIC	\$4,907,477	100.00%
532	RASC 2004-K58 [1]	\$21,103,817	\$21,103,817	\$11,915,800	\$5,345,996		\$5,345,996	100.00%
533	RASC 2004-K58 [2]	\$27,836,805	\$27,836,805	\$15,937,260	\$7,150,215		\$7,150,215	100.00%
534	RASC 2004-K59 [1]	\$12,933,296	\$12,933,296	\$7,285,102	\$3,268,444	FGIC	\$3,268,444	100.00%
535	RASC 2004-K59 [2]	\$27,657,220	\$27,657,220	\$15,795,876	\$7,086,783	FGIC	\$7,086,783	100.00%
536	RASC 2005-AHL1 [A]	\$99,458,652	\$99,458,652	\$56,707,581	\$25,441,726		\$25,441,726	100.00%
537	RASC 2005-AHL1 [F]	\$4,415,699	\$4,415,699	\$2,500,106	\$1,121,667		\$1,121,667	100.00%
538	RASC 2005-AHL2 [A]	\$86,152,991	\$86,152,991	\$49,191,559	\$22,069,680		\$22,069,680	100.00%
539	RASC 2005-AHL2 [F]	\$20,881,172	\$20,881,172	\$11,748,861	\$5,271,099		\$5,271,099	100.00%
540	RASC 2005-AHL3 [A]	\$107,860,397	\$107,860,397	\$61,569,467	\$27,622,999		\$27,622,999	100.00%
541	RASC 2005-AHL3 [F]	\$22,149,846	\$22,149,846	\$12,465,105	\$5,592,441		\$5,592,441	100.00%
542	RASC 2005-EMX1 [1A]	\$22,395,515	\$22,395,515	\$12,759,631	\$5,724,579		\$5,724,579	100.00%
543	RASC 2005-EMX1 [1F]	\$15,177,222	\$15,177,222	\$8,535,066	\$3,829,238		\$3,829,238	100.00%
544	RASC 2005-EMX1 [2A]	\$23,087,315	\$23,087,315	\$13,122,770	\$5,887,501		\$5,887,501	100.00%
545	RASC 2005-EMX1 [2F]	\$9,790,923	\$9,790,923	\$5,502,829	\$2,468,831		\$2,468,831	100.00%
546	RASC 2005-EMX2 [A]	\$55,167,321	\$55,167,321	\$31,369,204	\$14,073,721		\$14,073,721	100.00%
547	RASC 2005-EMX2 [F]	\$29,793,128	\$29,793,128	\$16,829,542	\$7,550,535		\$7,550,535	100.00%
548	RASC 2005-EMX3 [1A]	\$57,614,160	\$57,614,160	\$32,847,804	\$14,737,092		\$14,737,092	100.00%
549	RASC 2005-EMX3 [1F]	\$13,386,691	\$13,386,691	\$7,601,417	\$3,410,358		\$3,410,358	100.00%
550	RASC 2005-EMX3 [2A]	\$50,687,020	\$50,687,020	\$28,840,420	\$12,939,188		\$12,939,188	100.00%
551	RASC 2005-EMX3 [2F]	\$14,470,596	\$14,470,596	\$8,204,078	\$3,680,741		\$3,680,741	100.00%
552	RASC 2005-EMX4 [A]	\$90,679,459	\$90,679,459	\$51,605,474	\$23,152,677		\$23,152,677	100.00%
553	RASC 2005-EMX4 [F]	\$32,002,070	\$32,002,070	\$18,246,900	\$8,186,430		\$8,186,430	100.00%
554	RASC 2005-EMX5 [A]	\$68,387,817	\$68,387,817	\$39,004,772	\$17,499,401	FGIC	\$17,499,401	100.00%
555	RASC 2005-EMX5 [F]	\$26,476,260	\$26,476,260	\$15,127,530	\$6,786,931	FGIC	\$6,786,931	100.00%
556	RASC 2005-KS1 [1A]	\$59,781,370	\$59,781,370	\$34,094,640	\$15,296,482		\$15,296,482	100.00%
557	RASC 2005-KS1 [1F]	\$13,865,151	\$13,865,151	\$7,820,617	\$3,508,702		\$3,508,702	100.00%
558	RASC 2005-KS10 [1A]	\$144,539,990	\$144,539,990	\$82,494,989	\$37,011,187		\$37,011,187	100.00%
559	RASC 2005-KS10 [1F]	\$26,771,885	\$26,771,885	\$15,182,221	\$6,811,469		\$6,811,469	100.00%
560	RASC 2005-KS10 [2A]	\$106,210,099	\$106,210,099	\$60,515,795	\$27,150,272		\$27,150,272	100.00%
561	RASC 2005-KS10 [2F]	\$34,680,249	\$34,680,249	\$19,620,541	\$8,802,711		\$8,802,711	100.00%

A	B	C	D	E	F	G	H	I
Name	Cohort	Net Total Collateral Losses	Debtor's Attributable Portion of Net Collateral Losses	Losses Due to Breach	RFC Claim	Insurer	RFC Recognized Claim	RFC Seller %
562	RASC 2005-KS11 [1A]	\$138,668,473	\$138,668,473	\$79,100,329	\$35,488,181		\$35,488,181	100.00%
563	RASC 2005-KS11 [1F]	\$37,848,181	\$37,848,181	\$21,478,313	\$9,636,196		\$9,636,196	100.00%
564	RASC 2005-KS11 [2A]	\$121,311,413	\$121,311,413	\$69,097,720	\$31,000,533		\$31,000,533	100.00%
565	RASC 2005-KS11 [2F]	\$42,055,273	\$42,055,273	\$23,802,338	\$10,678,864		\$10,678,864	100.00%
566	RASC 2005-KS12 [A]	\$238,777,556	\$238,777,556	\$136,181,105	\$61,097,339		\$61,097,339	100.00%
567	RASC 2005-KS12 [F]	\$58,006,933	\$58,006,933	\$32,888,726	\$14,755,451		\$14,755,451	100.00%
568	RASC 2005-KS2 [1A]	\$24,203,965	\$24,203,965	\$13,809,155	\$6,195,446		\$6,195,446	100.00%
569	RASC 2005-KS2 [1F]	\$3,839,594	\$3,839,594	\$2,163,731	\$970,753		\$970,753	100.00%
570	RASC 2005-KS2 [2A]	\$28,000,231	\$28,000,231	\$15,959,793	\$7,160,324		\$7,160,324	100.00%
571	RASC 2005-KS2 [2F]	\$4,780,228	\$4,780,228	\$2,693,225	\$1,208,309		\$1,208,309	100.00%
572	RASC 2005-KS3 [A]	\$43,157,888	\$43,157,888	\$24,619,996	\$11,045,705		\$11,045,705	100.00%
573	RASC 2005-KS3 [F]	\$10,087,998	\$10,087,998	\$5,684,513	\$2,550,344		\$2,550,344	100.00%
574	RASC 2005-KS4 [A]	\$45,767,673	\$45,767,673	\$26,102,336	\$11,710,753		\$11,710,753	100.00%
575	RASC 2005-KS4 [F]	\$10,453,781	\$10,453,781	\$5,888,363	\$2,641,801		\$2,641,801	100.00%
576	RASC 2005-KS5 [A]	\$49,800,836	\$49,800,836	\$28,410,599	\$12,746,350		\$12,746,350	100.00%
577	RASC 2005-KS5 [F]	\$9,999,097	\$9,999,097	\$5,639,013	\$2,529,930		\$2,529,930	100.00%
578	RASC 2005-KS6 [A]	\$83,392,066	\$83,392,066	\$47,545,545	\$21,331,199		\$21,331,199	100.00%
579	RASC 2005-KS6 [F]	\$16,383,428	\$16,383,428	\$9,223,572	\$4,138,134		\$4,138,134	100.00%
580	RASC 2005-KS7 [A]	\$60,007,420	\$60,007,420	\$34,186,874	\$15,337,862		\$15,337,862	100.00%
581	RASC 2005-KS7 [F]	\$11,993,921	\$11,993,921	\$6,767,717	\$3,036,320		\$3,036,320	100.00%
582	RASC 2005-KS8 [A]	\$186,927,727	\$186,927,727	\$106,617,732	\$47,833,800		\$47,833,800	100.00%
583	RASC 2005-KS8 [F]	\$45,302,813	\$45,302,813	\$25,501,448	\$11,441,166		\$11,441,166	100.00%
584	RASC 2005-KS9 [A]	\$78,030,505	\$78,030,505	\$44,477,455	\$19,954,708		\$19,954,708	100.00%
585	RASC 2005-KS9 [F]	\$20,622,087	\$20,622,087	\$11,598,103	\$5,203,462		\$5,203,462	100.00%
586	RASC 2006-EMX1 [A]	\$87,539,690	\$87,539,690	\$48,654,675	\$21,828,808		\$21,828,808	100.00%
587	RASC 2006-EMX1 [F]	\$36,722,058	\$36,722,058	\$20,413,519	\$9,158,478		\$9,158,478	100.00%
588	RASC 2006-EMX2 [A]	\$136,678,579	\$136,678,579	\$75,965,994	\$34,081,968		\$34,081,968	100.00%
589	RASC 2006-EMX2 [F]	\$43,888,050	\$43,888,050	\$24,393,097	\$10,943,907		\$10,943,907	100.00%
590	RASC 2006-EMX3 [1A]	\$203,307,136	\$203,307,136	\$113,003,157	\$50,698,606		\$50,698,606	100.00%
591	RASC 2006-EMX3 [1F]	\$83,480,875	\$83,480,875	\$46,389,526	\$20,812,554		\$20,812,554	100.00%
592	RASC 2006-EMX4 [1A]	\$193,844,110	\$193,844,110	\$107,741,982	\$48,338,192		\$48,338,192	100.00%
593	RASC 2006-EMX4 [1F]	\$74,645,977	\$74,645,977	\$41,480,815	\$18,610,272		\$18,610,272	100.00%
594	RASC 2006-EMX5 [A]	\$173,858,045	\$173,858,045	\$96,635,569	\$43,355,326		\$43,355,326	100.00%
595	RASC 2006-EMX5 [F]	\$75,101,638	\$75,101,638	\$41,732,961	\$18,723,397		\$18,723,397	100.00%
596	RASC 2006-EMX6 [A]	\$211,998,050	\$211,998,050	\$117,837,431	\$52,867,492		\$52,867,492	100.00%
597	RASC 2006-EMX6 [F]	\$64,427,910	\$64,427,910	\$35,805,050	\$16,063,853		\$16,063,853	100.00%

A	B	C	D	E	F	G	H	I
Name	Cohort	Net Total Collateral Losses	Debtor's Attributable Portion of Net Collateral Losses	Losses Due to Breach	RFC Claim	Insurer	RFC Recognized Claim	RFC Seller %
598	RASC 2006-EMX7 [A]	\$164,270,635	\$164,270,635	\$91,312,400	\$40,967,098		\$40,967,098	100.00%
599	RASC 2006-EMX7 [F]	\$64,580,018	\$64,580,018	\$35,885,196	\$16,099,810		\$16,099,810	100.00%
600	RASC 2006-EMX8 [IA]	\$150,320,435	\$150,320,435	\$83,557,677	\$37,487,959		\$37,487,959	100.00%
601	RASC 2006-EMX8 [1F]	\$57,369,490	\$57,369,490	\$31,878,613	\$14,302,266		\$14,302,266	100.00%
602	RASC 2006-EMX8 [2A]	\$100,767,235	\$100,767,235	\$56,016,226	\$25,131,551		\$25,131,551	100.00%
603	RASC 2006-EMX8 [2F]	\$36,571,907	\$36,571,907	\$20,322,701	\$9,117,733		\$9,117,733	100.00%
604	RASC 2006-EMX9 [IA]	\$193,253,309	\$193,253,309	\$107,424,862	\$48,195,917		\$48,195,917	100.00%
605	RASC 2006-EMX9 [1F]	\$47,718,848	\$47,718,848	\$26,522,091	\$11,899,075		\$11,899,075	100.00%
606	RASC 2006-EMX9 [2A]	\$104,623,664	\$104,623,664	\$58,157,014	\$26,092,010		\$26,092,010	100.00%
607	RASC 2006-EMX9 [2F]	\$23,894,576	\$23,894,576	\$13,280,567	\$5,958,296		\$5,958,296	100.00%
608	RASC 2006-KS1 [A]	\$183,712,757	\$183,712,757	\$102,113,595	\$45,813,029		\$45,813,029	100.00%
609	RASC 2006-KS1 [F]	\$42,268,655	\$42,268,655	\$23,502,958	\$10,544,548		\$10,544,548	100.00%
610	RASC 2006-KS2 [A]	\$226,147,206	\$226,147,206	\$125,696,938	\$56,393,642		\$56,393,642	100.00%
611	RASC 2006-KS2 [F]	\$49,632,181	\$49,632,181	\$27,594,956	\$12,380,414		\$12,380,414	100.00%
612	RASC 2006-KS3 [IA]	\$206,326,258	\$206,326,258	\$114,670,060	\$51,446,459		\$51,446,459	100.00%
613	RASC 2006-KS3 [1F]	\$63,467,656	\$63,467,656	\$35,279,629	\$15,828,125		\$15,828,125	100.00%
614	RASC 2006-KS3 [2A]	\$70,218,894	\$70,218,894	\$39,027,597	\$17,509,642		\$17,509,642	100.00%
615	RASC 2006-KS3 [2F]	\$10,755,096	\$10,755,096	\$5,983,650	\$2,684,551		\$2,684,551	100.00%
616	RASC 2006-KS4 [A]	\$188,843,077	\$188,843,077	\$104,967,230	\$47,093,306		\$47,093,306	100.00%
617	RASC 2006-KS4 [F]	\$32,711,366	\$32,711,366	\$18,192,399	\$8,161,978		\$8,161,978	100.00%
618	RASC 2006-KS5 [A]	\$162,740,637	\$162,740,637	\$90,460,976	\$40,585,109		\$40,585,109	100.00%
619	RASC 2006-KS5 [F]	\$82,518,794	\$82,518,794	\$45,878,748	\$20,583,394		\$20,583,394	100.00%
620	RASC 2006-KS6 [A]	\$146,676,000	\$146,676,000	\$81,533,015	\$36,579,599		\$36,579,599	100.00%
621	RASC 2006-KS6 [F]	\$50,097,593	\$50,097,593	\$27,855,949	\$12,497,507		\$12,497,507	100.00%
622	RASC 2006-KS7 [A]	\$154,721,524	\$154,721,524	\$86,013,506	\$38,589,761		\$38,589,761	100.00%
623	RASC 2006-KS7 [F]	\$43,590,905	\$43,590,905	\$24,239,222	\$10,874,871		\$10,874,871	100.00%
624	RASC 2006-KS8 [A]	\$152,685,639	\$152,685,639	\$84,875,644	\$38,079,262		\$38,079,262	100.00%
625	RASC 2006-KS8 [F]	\$60,588,229	\$60,588,229	\$33,694,941	\$15,117,158		\$15,117,158	100.00%
626	RASC 2006-KS9 [IA]	\$339,361,287	\$339,361,287	\$188,623,868	\$84,625,664		\$84,625,664	100.00%
627	RASC 2006-KS9 [1F]	\$112,884,949	\$112,884,949	\$62,776,427	\$28,164,500		\$28,164,500	100.00%
628	RASC 2006-KS9 [2A]	\$66,759,570	\$66,759,570	\$37,105,728	\$16,647,399		\$16,647,399	100.00%
629	RASC 2006-KS9 [2F]	\$16,112,520	\$16,112,520	\$8,961,124	\$4,020,388		\$4,020,388	100.00%
630	RASC 2007-EMX1 [IA]	\$109,901,605	\$109,901,605	\$61,101,952	\$27,413,250	FGIC	\$27,413,250	100.00%
631	RASC 2007-EMX1 [1F]	\$45,782,549	\$45,782,549	\$25,454,210	\$11,419,973	FGIC	\$11,419,973	100.00%
632	RASC 2007-EMX1 [2A]	\$101,823,988	\$101,823,988	\$56,613,314	\$25,399,433	FGIC	\$25,399,433	100.00%
633	RASC 2007-EMX1 [2F]	\$33,712,435	\$33,712,435	\$18,743,316	\$8,409,145	FGIC	\$8,409,145	100.00%
634	RASC 2007-KS1 [A]	\$126,243,405	\$126,243,405	\$70,178,981	\$31,485,638		\$31,485,638	100.00%

A	B	C	D	E	F	G	H	I
Name	Cohort	Net Total Collateral Losses	Debtor's Attributable Portion of Net Collateral Losses	Losses Due to Breach	RFC Claim	Insurer	RFC Recognized Claim	RFC Seller %
1								
635	RASC 2007-K51 [F]	\$51,705,138	\$51,705,138	\$28,755,579	\$12,901,125		\$12,901,125	100.00%
636	RASC 2007-K52 [1A]	\$272,979,848	\$272,979,848	\$151,742,641	\$68,078,986		\$68,078,986	100.00%
637	RASC 2007-K52 [1F]	\$99,150,965	\$99,150,965	\$55,134,116	\$24,735,794		\$24,735,794	100.00%
638	RASC 2007-K52 [2A]	\$77,219,880	\$77,219,880	\$42,931,493	\$19,261,116		\$19,261,116	100.00%
639	RASC 2007-K52 [2F]	\$16,264,549	\$16,264,549	\$9,047,489	\$4,059,135		\$4,059,135	100.00%
640	RASC 2007-K53 [1A]	\$369,146,091	\$369,146,091	\$205,226,688	\$92,074,481		\$92,074,481	100.00%
641	RASC 2007-K53 [1F]	\$143,889,258	\$143,889,258	\$80,017,906	\$35,899,849		\$35,899,849	100.00%
642	RASC 2007-K53 [2A]	\$74,234,491	\$74,234,491	\$41,276,336	\$18,518,533		\$18,518,533	100.00%
643	RASC 2007-K53 [2F]	\$20,694,562	\$20,694,562	\$11,510,383	\$5,164,107		\$5,164,107	100.00%
644	RASC 2007-K54 [A]	\$88,305,253	\$88,305,253	\$49,086,523	\$22,022,556		\$22,022,556	100.00%
645	RASC 2007-K54 [F]	\$33,256,187	\$33,256,187	\$18,491,354	\$8,296,103		\$8,296,103	100.00%
646	RFMS2 2004-H11	\$29,067,274	\$29,067,274	\$15,797,164	\$7,087,361		\$7,087,361	100.00%
647	RFMS2 2004-H12	\$40,589,877	\$40,589,877	\$22,057,373	\$9,895,989	FGIC	\$9,895,989	100.00%
648	RFMS2 2004-H13	\$34,882,879	\$34,882,879	\$19,008,197	\$8,527,984	FGIC	\$8,527,984	100.00%
649	RFMS2 2004-H51 [1]	\$9,367,472	\$9,367,472	\$3,641,172	\$1,633,604	FGIC	\$1,633,604	100.00%
650	RFMS2 2004-H51 [2]	\$5,299,340	\$5,299,340	\$2,065,774	\$926,805	FGIC	\$926,805	100.00%
651	RFMS2 2004-H52 [1]	\$9,851,983	\$9,851,983	\$3,835,507	\$1,720,791	MBIA	\$0	100.00%
652	RFMS2 2004-H52 [2]	\$10,507,019	\$10,507,019	\$4,082,467	\$1,831,589	MBIA	\$0	100.00%
653	RFMS2 2004-H53	\$11,688,112	\$11,688,112	\$4,539,215	\$2,036,508	FGIC	\$2,036,508	100.00%
654	RFMS2 2005-H11	\$42,101,490	\$42,101,490	\$23,090,697	\$10,359,588	FGIC	\$10,359,588	100.00%
655	RFMS2 2005-H12	\$47,190,282	\$47,190,282	\$26,028,238	\$11,677,509		\$11,677,509	100.00%
656	RFMS2 2005-H13	\$51,159,961	\$51,159,961	\$28,347,534	\$12,718,056		\$12,718,056	100.00%
657	RFMS2 2005-H51 [1]	\$59,788,118	\$59,788,118	\$22,920,616	\$10,283,282	FGIC	\$10,283,282	100.00%
658	RFMS2 2005-H51 [2]	\$44,010,796	\$44,010,796	\$17,154,290	\$7,696,233	FGIC	\$7,696,233	100.00%
659	RFMS2 2005-H52 [1]	\$44,966,151	\$44,966,151	\$17,412,906	\$7,812,260	FGIC	\$7,812,260	100.00%
660	RFMS2 2005-H52 [2]	\$34,972,923	\$34,972,923	\$13,693,958	\$6,143,763	FGIC	\$6,143,763	100.00%
661	RFMS2 2005-H5A1	\$23,142,910	\$23,142,910	\$9,102,978	\$4,084,030	FGIC	\$4,084,030	100.00%
662	RFMS2 2005-H5A1	\$16,251,358	\$16,251,358	\$6,396,187	\$2,869,635	FGIC	\$2,869,635	100.00%
663	RFMS2 2006-H11	\$63,288,600	\$63,288,600	\$31,213,000	\$14,003,641		\$14,003,641	100.00%
664	RFMS2 2006-H12	\$69,589,653	\$69,589,653	\$34,293,493	\$15,385,697	FGIC	\$15,385,697	100.00%
665	RFMS2 2006-H13	\$72,240,315	\$72,240,315	\$35,626,510	\$15,983,752	FGIC	\$15,983,752	100.00%
666	RFMS2 2006-H14	\$89,713,773	\$89,713,773	\$44,205,531	\$19,832,710	FGIC	\$19,832,710	100.00%

A	B	C	D	E	F	G	H	I
Name	Cohort	Net Total Collateral Losses	Debtor's Attributable Portion of Net Collateral Losses	Losses Due to Breach	RFC Claim	Insurer	RFC Recognized Claim	RFC Seller %
1								
RFMS2 2006-HIS								
667 [Total]	Second Lien 2006	\$84,032,631	\$84,032,631	\$41,409,834	\$18,578,426	FGIC	\$18,578,426	100.00%
RFMS2 2006-HSA1								
668 [Total]	CEs 2006	\$70,178,784	\$70,178,784	\$36,895,342	\$16,553,010	FGIC	\$16,553,010	100.00%
RFMS2 2006-HSA2								
669 [1]	CEs 2006	\$41,461,652	\$41,461,652	\$21,711,823	\$9,740,959	FGIC	\$9,740,959	100.00%
RFMS2 2006-HSA2								
670 [2]	CEs 2006	\$32,433,678	\$32,433,678	\$16,922,877	\$7,592,410	FGIC	\$7,592,410	100.00%
RFMS2 2006-HSA3								
671 [Total]	Second Lien 2006	\$15,362,129	\$15,362,129	\$7,599,899	\$3,409,677	FSA	\$0	100.00%
RFMS2 2006-HSA4								
672 [Total]	Second Lien 2006	\$39,270,403	\$39,270,403	\$19,403,627	\$8,705,392	MBIA	\$0	100.00%
RFMS2 2006-HSA5								
673 [Total]	Second Lien 2006	\$24,828,284	\$24,828,284	\$12,274,313	\$5,506,842	MBIA	\$0	100.00%
RFMS2 2007-H11								
674 [Total]	Second Lien 2007	\$91,281,474	\$91,281,474	\$44,979,154	\$20,179,794	FGIC	\$20,179,794	100.00%
RFMS2 2007-HSA1								
675 [Total]	Second Lien 2007	\$58,319,595	\$58,319,595	\$28,873,736	\$12,954,135	MBIA	\$0	100.00%
RFMS2 2007-HSA2								
676 [Total]	CEs 2007	\$45,700,053	\$45,700,053	\$24,889,271	\$11,166,514	MBIA	\$0	100.00%
RFMS2 2007-HSA3								
677 [1]	Second Lien 2007	\$48,838,299	\$48,838,299	\$24,128,088	\$10,825,011	MBIA	\$0	100.00%
RFMS2 2007-HSA3								
678 [2]	Second Lien 2007	\$10,140,903	\$10,140,903	\$5,070,197	\$2,274,732	MBIA	\$0	100.00%
RFMSI 2004-PS1								
679 [Total]	Prime 2004	\$146,369	\$146,369	\$87,498	\$39,256		\$39,256	100.00%
RFMSI 2004-S1								
680 [Total]	Prime 2004	\$1,124,681	\$1,124,681	\$623,808	\$279,870		\$279,870	100.00%
RFMSI 2004-S2								
681 [Total]	Prime 2004	\$1,676,332	\$1,676,332	\$917,406	\$411,592	Radian - Insurer Exception	\$411,592	100.00%
RFMSI 2004-S3								
682 [Total]	Prime 2004	\$265,438	\$265,438	\$154,960	\$69,522		\$69,522	100.00%
RFMSI 2004-S4 [1]	Prime 2004	\$1,457,421	\$1,457,421	\$806,238	\$361,717		\$361,717	100.00%
RFMSI 2004-S4 [2]	Prime 2004	\$492,188	\$492,188	\$294,180	\$131,983	MBIA - Insurer Exception	\$131,983	100.00%
RFMSI 2004-S5 [1]	Prime 2004	\$1,535,168	\$1,535,168	\$843,206	\$378,303		\$378,303	100.00%
RFMSI 2004-S5 [2]	Prime 2004	\$294,218	\$294,218	\$173,104	\$77,663		\$77,663	100.00%
RFMSI 2004-S6								
687 [ONE]	Prime 2004	\$906,458	\$906,458	\$517,651	\$232,243		\$232,243	100.00%
RFMSI 2004-S6								
688 [THREE]	Prime 2004	\$528,878	\$528,878	\$299,722	\$134,470		\$134,470	100.00%
RFMSI 2004-S6								
689 [TWO]	Prime 2004	\$1,613,495	\$1,613,495	\$837,100	\$375,563		\$375,563	100.00%
RFMSI 2004-S7								
690 [Total]	Prime 2004	\$218,428	\$218,428	\$130,546	\$58,569		\$58,569	100.00%
RFMSI 2004-S8								
691 [Total]	Prime 2004	\$2,014,217	\$2,014,217	\$1,043,772	\$468,286		\$468,286	100.00%
RFMSI 2004-S9 [1]	Prime 2004	\$5,050,274	\$5,050,274	\$2,615,694	\$1,173,525		\$1,173,525	100.00%
RFMSI 2004-S9 [2]	Prime 2004	\$1,113,819	\$1,113,819	\$542,199	\$243,256		\$243,256	100.00%
RFMSI 2004-SA1 [1]	Prime 2004	\$538,599	\$538,599	\$258,924	\$116,166		\$116,166	100.00%
RFMSI 2004-SA1 [2]	Prime 2004	\$2,186,473	\$2,186,473	\$1,155,425	\$518,379		\$518,379	100.00%
RFMSI 2004-SA1 [3]	Prime 2004	\$366,289	\$366,289	\$205,702	\$92,288		\$92,288	100.00%
RFMSI 2005-S1 [1]	Prime 2005	\$5,020,073	\$5,020,073	\$2,571,451	\$1,153,676		\$1,153,676	100.00%
RFMSI 2005-S1 [2]	Prime 2005	\$1,325,470	\$1,325,470	\$713,592	\$320,151		\$320,151	100.00%
RFMSI 2005-S2								
699 [Total]	Prime 2005	\$5,312,528	\$5,312,528	\$2,672,784	\$1,199,139	FGIC - Insurer Exception	\$1,199,139	100.00%
RFMSI 2005-S3								
700 [Total]	Prime 2005	\$499,929	\$499,929	\$282,445	\$126,718		\$126,718	100.00%

A	B	C	D	E	F	G	H	I
Name	Cohort	Net Total Collateral Losses	Debtor's Attributable Portion of Net Collateral Losses	Losses Due to Breach	RFC Claim	Insurer	RFC Recognized Claim	RFC Seller %
1								
RFMSI 2005-S4								
701 [Total]	Prime 2005	\$6,672,692	\$6,672,692	\$3,417,486	\$1,533,247		\$1,533,247	100.00%
RFMSI 2005-S5								
702 [Total]	Prime 2005	\$5,469,164	\$5,469,164	\$2,769,456	\$1,242,510	Assured Guaranty - Insurer Exception	\$1,242,510	100.00%
RFMSI 2005-S6								
703 [Total]	Prime 2005	\$7,627,544	\$7,627,544	\$4,014,295	\$1,801,004		\$1,801,004	100.00%
RFMSI 2005-S7								
704 [Total]	Prime 2005	\$14,679,025	\$14,679,025	\$6,944,878	\$3,115,804	FGIC	\$3,115,804	100.00%
RFMSI 2005-S8								
705 [Total]	Prime 2005	\$12,223,392	\$12,223,392	\$6,021,888	\$2,701,706		\$2,701,706	100.00%
RFMSI 2005-S9								
706 [Total]	Prime 2005	\$17,604,957	\$17,604,957	\$8,233,430	\$3,693,909		\$3,693,909	100.00%
RFMSI 2005-SA1 [1]								
707	Prime 2005	\$2,874,527	\$2,874,527	\$1,292,167	\$579,728		\$579,728	100.00%
RFMSI 2005-SA1 [2]								
708	Prime 2005	\$2,469,303	\$2,469,303	\$1,297,181	\$581,977		\$581,977	100.00%
RFMSI 2005-SA1 [3]								
709	Prime 2005	\$3,413,022	\$3,413,022	\$1,823,699	\$818,198		\$818,198	100.00%
RFMSI 2005-SA2 [1]								
710	Prime 2005	\$3,652,574	\$3,652,574	\$1,727,506	\$775,041		\$775,041	100.00%
RFMSI 2005-SA2 [2]								
711	Prime 2005	\$10,565,613	\$10,565,613	\$5,412,228	\$2,428,183		\$2,428,183	100.00%
RFMSI 2005-SA2 [3]								
712	Prime 2005	\$4,141,131	\$4,141,131	\$2,178,149	\$977,221		\$977,221	100.00%
RFMSI 2005-SA2 [4]								
713	Prime 2005	\$1,102,711	\$1,102,711	\$639,251	\$286,798		\$286,798	100.00%
RFMSI 2005-SA2 [5]								
714	Prime 2005	\$2,774,800	\$2,774,800	\$1,272,274	\$570,803		\$570,803	100.00%
RFMSI 2005-SA2 [6]								
715	Prime 2005	\$3,842,039	\$3,842,039	\$1,911,894	\$857,767		\$857,767	100.00%
RFMSI 2005-SA3 [1]								
716	Prime 2005	\$12,796,549	\$12,796,549	\$6,036,584	\$2,708,299		\$2,708,299	100.00%
RFMSI 2005-SA3 [2]								
717	Prime 2005	\$15,492,503	\$15,492,503	\$7,831,515	\$3,513,591		\$3,513,591	100.00%
RFMSI 2005-SA3 [3]								
718	Prime 2005	\$5,906,129	\$5,906,129	\$2,979,226	\$1,336,623		\$1,336,623	100.00%
RFMSI 2005-SA3 [4]								
719	Prime 2005	\$5,232,299	\$5,232,299	\$2,804,979	\$1,258,447		\$1,258,447	100.00%
RFMSI 2005-SA4 [1]								
720	Prime 2005	\$5,796,521	\$5,796,521	\$2,791,939	\$1,252,597		\$1,252,597	100.00%
RFMSI 2005-SA4 [2]								
721	Prime 2005	\$10,802,144	\$10,802,144	\$5,119,572	\$2,296,884		\$2,296,884	100.00%
RFMSI 2005-SA4 [3]								
722	Prime 2005	\$1,637,993	\$1,637,993	\$798,881	\$358,416		\$358,416	100.00%
RFMSI 2005-SA4 [1H]								
723	Prime 2005	\$27,087,674	\$27,087,674	\$13,226,901	\$5,934,218		\$5,934,218	100.00%
RFMSI 2005-SA4 [1I2]								
724	Prime 2005	\$14,947,649	\$14,947,649	\$7,828,330	\$3,512,162		\$3,512,162	100.00%
RFMSI 2005-SA5 [1]								
725	Prime 2005	\$10,653,187	\$10,653,187	\$4,915,295	\$2,205,236		\$2,205,236	100.00%
RFMSI 2005-SA5 [2]								
726	Prime 2005	\$16,468,109	\$16,468,109	\$7,911,440	\$3,549,449		\$3,549,449	100.00%
RFMSI 2005-SA5 [3]								
727	Prime 2005	\$6,272,819	\$6,272,819	\$3,114,023	\$1,397,099		\$1,397,099	100.00%
RFMSI 2006-S1 [1]								
728	Prime 2006	\$16,090,685	\$16,090,685	\$5,767,133	\$2,587,411		\$2,587,411	100.00%
RFMSI 2006-S1 [2]								
729	Prime 2006	\$9,469,261	\$9,469,261	\$3,404,087	\$1,527,236		\$1,527,236	100.00%
RFMSI 2006-S10 [1]								
730	Prime 2006	\$57,211,783	\$57,211,783	\$20,607,014	\$9,245,289		\$9,245,289	100.00%
RFMSI 2006-S10 [2]								
731	Prime 2006	\$6,495,275	\$6,495,275	\$2,316,494	\$1,039,290		\$1,039,290	100.00%



A	B	C	D	E	F	G	H	I
Name	Cohort	Net Total Collateral Losses	Debtor's Attributable Portion of Net Collateral Losses	Losses Due to Breach	RFC Claim	Insurer	RFC Recognized Claim	RFC Seller %
1								
RFMSI 2006-S11	Prime 2006	\$44,443,729	\$44,443,729	\$15,997,010	\$7,177,022		\$7,177,022	100.00%
[Total]								
732	Prime 2006	\$1,399,478	\$1,399,478	\$492,168	\$220,810		\$220,810	100.00%
733	Prime 2006	\$49,612,356	\$49,612,356	\$17,811,667	\$7,991,163		\$7,991,163	100.00%
734	Prime 2006	\$30,387,587	\$30,387,587	\$10,924,449	\$4,901,229		\$4,901,229	100.00%
735	Prime 2006	\$19,792,392	\$19,792,392	\$7,116,729	\$3,192,904		\$3,192,904	100.00%
736	Prime 2006	\$29,079,076	\$29,079,076	\$10,476,944	\$4,700,457		\$4,700,457	100.00%
737	Prime 2006	\$22,071,738	\$22,071,738	\$7,923,935	\$3,555,055		\$3,555,055	100.00%
738	Prime 2006	\$54,693,301	\$54,693,301	\$19,696,279	\$8,836,690		\$8,836,690	100.00%
739	Prime 2006	\$49,382,385	\$49,382,385	\$17,815,384	\$7,992,831		\$7,992,831	100.00%
740	Prime 2006	\$37,706,573	\$37,706,573	\$13,588,282	\$6,096,351		\$6,096,351	100.00%
741	Prime 2006	\$32,108,589	\$32,108,589	\$11,549,042	\$5,181,451		\$5,181,451	100.00%
742	Prime 2006	\$30,560,226	\$30,560,226	\$11,013,905	\$4,941,363		\$4,941,363	100.00%
743	Prime 2006	\$29,541,450	\$29,541,450	\$10,667,671	\$4,786,026		\$4,786,026	100.00%
744	Prime 2006	\$5,532,410	\$5,532,410	\$1,994,519	\$894,837		\$894,837	100.00%
745	Prime 2006	\$10,648,834	\$10,648,834	\$3,846,860	\$1,725,885		\$1,725,885	100.00%
746	Prime 2006	\$75,768,791	\$75,768,791	\$27,429,233	\$12,306,062		\$12,306,062	100.00%
747	Prime 2006	\$12,779,803	\$12,779,803	\$4,595,046	\$2,061,557		\$2,061,557	100.00%
748	Prime 2006	\$9,641,939	\$9,641,939	\$3,437,387	\$1,542,176		\$1,542,176	100.00%
749	Prime 2006	\$2,864,816	\$2,864,816	\$1,032,254	\$463,119		\$463,119	100.00%
750	Prime 2006	\$19,338,635	\$19,338,635	\$6,981,735	\$3,132,339		\$3,132,339	100.00%
751	Prime 2006	\$10,738,786	\$10,738,786	\$3,876,633	\$1,739,243		\$1,739,243	100.00%
752	Prime 2006	\$6,627,569	\$6,627,569	\$2,378,152	\$1,066,953		\$1,066,953	100.00%
753	Prime 2006	\$3,006,723	\$3,006,723	\$1,089,925	\$488,992		\$488,992	100.00%
754	Prime 2006	\$24,095,438	\$24,095,438	\$8,718,913	\$3,911,720		\$3,911,720	100.00%
755	Prime 2006	\$12,629,024	\$12,629,024	\$4,572,222	\$2,051,317		\$2,051,317	100.00%
756	Prime 2007	\$43,925,697	\$43,925,697	\$15,789,882	\$7,084,094		\$7,084,094	100.00%
757	Prime 2007	\$40,886,238	\$40,886,238	\$14,682,107	\$6,587,093		\$6,587,093	100.00%
758	Prime 2007	\$52,468,991	\$52,468,991	\$18,898,687	\$8,478,852		\$8,478,852	100.00%
759	Prime 2007	\$941,275	\$941,275	\$333,011	\$149,404		\$149,404	100.00%
760	Prime 2007	\$31,192,233	\$31,192,233	\$11,221,345	\$5,034,430		\$5,034,430	100.00%
761	Prime 2007	\$47,491,017	\$47,491,017	\$17,031,643	\$7,641,207		\$7,641,207	100.00%
762	Prime 2007	\$42,315,056	\$42,315,056	\$15,238,989	\$6,836,937		\$6,836,937	100.00%
763	Prime 2007							

A	B	C	D	E	F	G	H	I
Debtor's Attributable Portion of Net Collateral Losses								
1	Name	Net Total Collateral Losses	Collateral Losses	Losses Due to Breach	RFC Claim	Insurer	RFC Recognized Claim	RFC Seller %
764	RFMSI 2007-S6 [2]	\$34,381,957	\$34,381,957	\$12,386,665	\$5,557,249		\$5,557,249	100.00%
	RFMSI 2007-S7							
765	[Total]	\$41,373,718	\$41,373,718	\$14,874,313	\$6,673,326		\$6,673,326	100.00%
766	RFMSI 2007-S8 [1]	\$46,198,891	\$46,198,891	\$16,650,252	\$7,470,097		\$7,470,097	100.00%
767	RFMSI 2007-S8 [2]	\$2,203,685	\$2,203,685	\$786,774	\$352,984		\$352,984	100.00%
768	RFMSI 2007-S9 [1]	\$15,336,106	\$15,336,106	\$5,530,596	\$2,481,289		\$2,481,289	100.00%
769	RFMSI 2007-S9 [2]	\$799,247	\$799,247	\$281,172	\$126,147		\$126,147	100.00%
770	RFMSI 2007-SA1 [1]	\$1,684,146	\$1,684,146	\$605,786	\$271,785		\$271,785	100.00%
771	RFMSI 2007-SA1 [2]	\$30,551,954	\$30,551,954	\$11,062,810	\$4,963,304		\$4,963,304	100.00%
772	RFMSI 2007-SA1 [3]	\$10,757,394	\$10,757,394	\$3,884,554	\$1,742,796		\$1,742,796	100.00%
773	RFMSI 2007-SA1 [4]	\$3,308,676	\$3,308,676	\$1,176,833	\$527,983		\$527,983	100.00%
774	RFMSI 2007-SA2 [1]	\$4,491,985	\$4,491,985	\$1,631,998	\$732,192		\$732,192	100.00%
775	RFMSI 2007-SA2 [2]	\$37,281,076	\$37,281,076	\$13,487,643	\$6,051,200		\$6,051,200	100.00%
776	RFMSI 2007-SA2 [3]	\$7,103,673	\$7,103,673	\$2,579,153	\$1,157,131		\$1,157,131	100.00%
777	RFMSI 2007-SA2 [4]	\$9,977,927	\$9,977,927	\$3,591,271	\$1,611,216		\$1,611,216	100.00%
778	RFMSI 2007-SA2 [5]	\$2,762,880	\$2,762,880	\$985,100	\$441,963		\$441,963	100.00%
779	RFMSI 2007-SA3 [1]	\$1,508,913	\$1,508,913	\$545,098	\$244,557		\$244,557	100.00%
780	RFMSI 2007-SA3 [2]	\$43,483,069	\$43,483,069	\$15,730,477	\$7,057,442		\$7,057,442	100.00%
781	RFMSI 2007-SA3 [3]	\$11,720,170	\$11,720,170	\$4,240,062	\$1,902,294		\$1,902,294	100.00%
782	RFMSI 2007-SA3 [4]	\$5,258,106	\$5,258,106	\$1,879,383	\$843,181		\$843,181	100.00%
783	RFMSI 2007-SA4 [1]	\$90,694	\$90,694	\$31,893	\$14,309		\$14,309	100.00%
784	RFMSI 2007-SA4 [2]	\$1,095,730	\$1,095,730	\$393,866	\$176,707		\$176,707	100.00%
785	RFMSI 2007-SA4 [3]	\$38,283,077	\$38,283,077	\$13,832,317	\$6,205,837		\$6,205,837	100.00%
786	RFMSI 2007-SA4 [4]	\$14,985,634	\$14,985,634	\$5,411,667	\$2,427,932		\$2,427,932	100.00%
787	RFMSI 2007-SA4 [5]	\$11,620,169	\$11,620,169	\$4,173,654	\$1,872,500		\$1,872,500	100.00%
788		<b>\$38,420,267,482</b>	<b>\$38,420,267,482</b>	<b>\$17,941,511,184</b>	<b>\$8,049,417,688</b>		<b>\$7,946,006,807</b>	

**Schedule 3G**

	A	B	C	D	E	F	G	H	I	
	Name	Cohort	Net total Collateral Losses	Debtor's Attributable Collateral Losses	Portion of Net Collateral Losses	Losses Due to Breach	GMACM Claim	Insurer	GMACM Recognized Claim	GMACM Seller %
1										
2	ARMT 2004-5 [1]	ALT-A 2004	\$2,865,881	\$27,929	\$114,320	\$25,645	\$25,645		\$25,645	4.50%
3	ARMT 2004-5 [2]	ALT-A 2004	\$8,036,747	\$723,307	\$296,478	\$296,478	\$66,507		\$66,507	4.50%
4	ARMT 2004-5 [3]	ALT-A 2004	\$5,787,717	\$520,895	\$212,714	\$47,717	\$47,717		\$47,717	4.50%
5	ARMT 2004-5 [4]	ALT-A 2004	\$5,572,235	\$501,501	\$198,729	\$44,580	\$44,580		\$44,580	4.50%
6	ARMT 2004-5 [5]	ALT-A 2004	\$6,707,818	\$603,704	\$269,447	\$60,443	\$60,443		\$60,443	4.50%
7	ARMT 2004-5 [6]	ALT-A 2004	\$9,091,981	\$818,278	\$353,801	\$79,366	\$79,366		\$79,366	4.50%
8	ARMT 2004-5 [7A]	ALT-A 2004	\$6,451,231	\$580,611	\$259,879	\$58,297	\$58,297		\$58,297	4.50%
9	ARMT 2004-5 [7B]	ALT-A 2004	\$11,295,496	\$1,016,595	\$453,430	\$101,715	\$101,715		\$101,715	4.50%
10	ARMT 2005-1 [1]	ALT-A 2005	\$6,080,686	\$547,262	\$234,375	\$52,576	\$52,576		\$52,576	4.50%
11	ARMT 2005-1 [2]	ALT-A 2005	\$13,072,540	\$1,176,529	\$472,714	\$106,041	\$106,041		\$106,041	4.50%
12	ARMT 2005-1 [3]	ALT-A 2005	\$7,465,549	\$671,899	\$293,755	\$65,896	\$65,896		\$65,896	4.50%
13	ARMT 2005-1 [4]	ALT-A 2005	\$13,142,774	\$1,182,850	\$499,137	\$111,968	\$111,968		\$111,968	4.50%
14	ARMT 2005-1 [5]	ALT-A 2005	\$9,853,270	\$886,794	\$395,392	\$88,696	\$88,696		\$88,696	4.50%
15	ARMT 2005-1 [52]	ALT-A 2005	\$21,770,428	\$1,959,338	\$863,938	\$193,802	\$193,802		\$193,802	4.50%
16	ARMT 2005-10 [1]	ALT-A 2005	\$10,702,109	\$963,190	\$405,959	\$91,066	\$91,066		\$91,066	4.50%
17	ARMT 2005-10 [2]	ALT-A 2005	\$30,610,085	\$2,754,908	\$1,156,765	\$259,490	\$259,490		\$259,490	4.50%
18	ARMT 2005-10 [3]	ALT-A 2005	\$29,763,712	\$2,678,734	\$1,097,098	\$246,105	\$246,105		\$246,105	4.50%
19	ARMT 2005-10 [4]	ALT-A 2005	\$18,143,593	\$1,632,923	\$699,953	\$157,016	\$157,016		\$157,016	4.50%
20	ARMT 2005-10 [5]	ALT-A 2005	\$66,504,968	\$5,985,447	\$2,652,842	\$595,096	\$595,096		\$595,096	4.50%
21	ARMT 2005-10 [6]	ALT-A 2005	\$6,870,091	\$618,308	\$262,190	\$58,816	\$58,816		\$58,816	4.50%
22	ARMT 2005-11 [1]	ALT-A 2005	\$6,741,236	\$606,711	\$264,034	\$59,229	\$59,229		\$59,229	4.50%
23	ARMT 2005-11 [2]	ALT-A 2005	\$34,391,270	\$3,095,214	\$1,321,417	\$296,425	\$296,425		\$296,425	4.50%
24	ARMT 2005-11 [3]	ALT-A 2005	\$15,741,682	\$1,416,751	\$589,438	\$132,225	\$132,225		\$132,225	4.50%
25	ARMT 2005-11 [4]	ALT-A 2005	\$83,082,789	\$7,477,451	\$3,231,419	\$724,884	\$724,884		\$724,884	4.50%
26	ARMT 2005-11 [5]	ALT-A 2005	\$70,901,103	\$6,381,099	\$2,815,446	\$631,572	\$631,572		\$631,572	4.50%
27	ARMT 2005-9 [1]	ALT-A 2005	\$16,726,292	\$1,505,366	\$637,631	\$286,072	\$286,072		\$286,072	9.00%
28	ARMT 2005-9 [2]	ALT-A 2005	\$8,024,197	\$722,178	\$301,985	\$135,485	\$135,485		\$135,485	9.00%
29	ARMT 2005-9 [3]	ALT-A 2005	\$6,292,648	\$566,338	\$223,675	\$100,351	\$100,351		\$100,351	9.00%
30	ARMT 2005-9 [4]	ALT-A 2005	\$35,642,552	\$3,207,830	\$1,367,320	\$613,445	\$613,445		\$613,445	9.00%
31	ARMT 2005-9 [5]	ALT-A 2005	\$67,754,304	\$6,097,887	\$2,683,166	\$1,203,796	\$1,203,796		\$1,203,796	9.00%
32	BAFC 2005-6 [1]	Prime 2005	\$6,275,483	\$918,103	\$469,068	\$118,960	\$118,960		\$118,960	8.27%
33	BAFC 2005-6 [2]	Prime 2005	\$7,725,474	\$1,130,237	\$563,719	\$142,965	\$142,965		\$142,965	8.27%
34	BAFC 2005-8 [1]	Prime 2005	\$2,842,891	\$519,680	\$257,911	\$57,476	\$57,476		\$57,476	9.08%
35	BAFC 2005-8 [2]	Prime 2005	\$7,195,865	\$1,315,404	\$691,122	\$154,018	\$154,018		\$154,018	9.08%
36	BAFC 2005-8 [3]	Prime 2005	\$1,328,402	\$242,832	\$122,362	\$27,268	\$27,268		\$27,268	9.08%
37	BAFC 2005-8 [4]	Prime 2005	\$6,760,354	\$1,235,793	\$618,177	\$137,762	\$137,762		\$137,762	9.08%
38	BAFC 2006-1 [1]	ALT-A 2006	\$20,430,173	\$1,618,070	\$542,291	\$125,335	\$125,335		\$125,335	4.08%
39	BAFC 2006-1 [2]	ALT-A 2006	\$11,370,616	\$900,553	\$302,457	\$69,904	\$69,904		\$69,904	4.08%
40	BAFC 2006-1 [3]	ALT-A 2006	\$11,009,803	\$871,976	\$293,888	\$67,924	\$67,924		\$67,924	4.08%
41	BAFC 2006-2 [1]	ALT-A 2006	\$7,296,507	\$72,099	\$24,363	\$10,930	\$10,930		\$10,930	0.99%
42	BAFC 2006-2 [2]	ALT-A 2006	\$36,817,729	\$363,808	\$122,649	\$55,026	\$55,026		\$55,026	0.99%
43	BAFC 2006-2 [3]	ALT-A 2006	\$10,556,429	\$104,312	\$35,208	\$15,796	\$15,796		\$15,796	0.99%
44	BAFC 2006-2 [4]	ALT-A 2006	\$8,479,549	\$83,789	\$28,253	\$12,676	\$12,676		\$12,676	0.99%
45	BAFC 2006-2 [5]	ALT-A 2006	\$6,990,679	\$69,077	\$23,369	\$10,485	\$10,485		\$10,485	0.99%
46	BAFC 2006-2 [6]	ALT-A 2006	\$3,728,574	\$36,843	\$12,395	\$5,561	\$5,561		\$5,561	0.99%
47	BAFC 2006-4 [Total]	ALT-A 2006	\$38,933,269	\$6,190,390	\$2,098,458	\$941,468	\$941,468		\$941,468	15.90%
48	BAFC 2006-5 [1]	Prime 2007	\$12,988,677	\$649,434	\$234,012	\$52,495	\$52,495		\$52,495	2.50%
49	BAFC 2006-5 [2]	Prime 2007	\$3,096,225	\$154,811	\$55,701	\$12,495	\$12,495		\$12,495	2.50%
50	BAFC 2006-5 [3]	Prime 2007	\$4,985,845	\$249,292	\$89,921	\$20,171	\$20,171		\$20,171	2.50%
51	BAFC 2006-5 [4]	Prime 2007	\$12,969,503	\$648,475	\$232,499	\$52,155	\$52,155		\$52,155	2.50%
52	BAFC 2007-3 [1]	Prime 2007	\$5,480,212	\$100,836	\$35,550	\$15,949	\$15,949		\$15,949	1.84%
53	BAFC 2007-3 [2]	Prime 2007	\$2,996,335	\$55,133	\$19,387	\$8,698	\$8,698		\$8,698	1.84%
54	BAFC 2007-3 [3]	Prime 2007	\$2,948,686	\$54,256	\$19,122	\$8,579	\$8,579		\$8,579	1.84%
55	BAFC 2007-3 [4]	Prime 2007	\$151,113,227	\$2,780,483	\$1,006,075	\$452,271	\$452,271		\$452,271	1.84%
56	BAFC 2007-4 [N]	Prime 2007	\$38,065,966	\$920,136	\$329,543	\$147,849	\$147,849		\$147,849	2.42%
57	BAFC 2007-4 [S]	Prime 2007	\$1,547,409	\$37,404	\$13,184	\$5,915	\$5,915		\$5,915	2.42%
58	BAFC 2007-4 [S4]	Prime 2007	\$6,297,762	\$132,230	\$53,587	\$24,042	\$24,042		\$24,042	2.42%
59	BAFC 2007-4 [S5]	Prime 2007	\$2,747,930	\$66,423	\$23,383	\$10,491	\$10,491		\$10,491	2.42%
60	BAFC 2007-4 [T2]	Prime 2007	\$88,029,095	\$2,127,853	\$771,298	\$346,041	\$346,041		\$346,041	2.42%
61	BAFC 2007-7 [1]	ALT-A 2007	\$21,387,152	\$1,511,849	\$51,269	\$23,002	\$23,002		\$23,002	0.71%
62	BAFC 2007-7 [2]	ALT-A 2007	\$7,399,944	\$52,540	\$17,801	\$7,986	\$7,986		\$7,986	0.71%
63	BAFC 2007-7 [3]	ALT-A 2007	\$113,350,506	\$804,789	\$274,839	\$123,306	\$123,306		\$123,306	0.71%
64	BAFTA 2005-4 [I]	ALT-A 2005	\$40,360,845	\$257,319	\$111,676	\$47,810	\$47,810		\$47,810	0.61%

A	B	C	D	E	F	G	H	I
Name	Cohort	Net total Collateral Losses	Debtor's Attributable Portion of Net Collateral Losses	Losses Due to Breach	GMACM Claim	Insurer	GMACM Recognized Claim	GMACM Seller %
1								
65	BALTA 2005-4 [H1]	\$21,587,644	\$137,631	\$59,437	\$25,446		\$25,446	0.61%
66	BALTA 2005-4 [I2]	\$15,573,544	\$99,289	\$42,498	\$18,194		\$18,194	0.61%
67	BALTA 2005-4 [I3]	\$124,064,736	\$790,971	\$333,975	\$142,980		\$142,980	0.61%
68	BALTA 2005-4 [I4]	\$8,986,500	\$57,293	\$23,409	\$10,022		\$10,022	0.61%
69	BALTA 2005-4 [I5]	\$8,181,787	\$52,163	\$20,991	\$8,987		\$8,987	0.61%
70	BALTA 2006-4 [I1]	\$211,487,030	\$394,358	\$137,094	\$61,507		\$61,507	0.19%
71	BALTA 2006-4 [I2]	\$322,987,098	\$602,271	\$209,847	\$94,147		\$94,147	0.19%
72	BALTA 2006-4 [I3]	\$222,914,989	\$415,668	\$144,646	\$64,895		\$64,895	0.19%
73	BALTA 2006-4 [I4]	\$195,195,049	\$35,697	\$125,837	\$55,535		\$55,535	0.19%
74	BALTA 2006-4 [I5]	\$189,772,159	\$353,866	\$122,340	\$54,887		\$54,887	0.19%
75	BALTA 2006-4 [I6]	\$40,077,281	\$74,732	\$25,555	\$11,465		\$11,465	0.19%
76	BALTA 2006-4 [I7]	\$124,048,980	\$231,313	\$79,777	\$35,792		\$35,792	0.19%
77	BALTA 2006-4 [I8]	\$139,721,884	\$860,538	\$89,707	\$40,247		\$40,247	0.19%
78	BALTA 2006-5 [1]	\$299,735,911	\$97,358	\$207,858	\$93,255		\$93,255	0.20%
79	BALTA 2006-5 [2]	\$89,092,727	\$177,557	\$60,967	\$27,353		\$27,353	0.20%
80	BALTA 2006-8 [1]	\$225,321,346	\$1,168,798	\$406,322	\$182,296		\$182,296	0.52%
81	BALTA 2006-8 [I]	\$341,847,591	\$751,361	\$259,222	\$116,299		\$116,299	0.52%
82	BALTA 2006-8 [II]	\$26,646,824	\$138,224	\$46,434	\$20,833		\$20,833	0.52%
83	BALTA 2006-8 [III]							
84	[Total]	\$6,317,402	\$85,917	\$37,276	\$16,724		\$16,724	1.36%
85	[Total]	\$14,497,964	\$347,951	\$149,512	\$67,078		\$67,078	2.40%
86	[NEG]	\$20,203,400	\$2,030	\$1,129	\$507		\$507	0.01%
87	[ZNO, NEG]	\$44,981,385	\$4,520	\$2,513	\$1,128		\$1,128	0.01%
88	Subprime 2007	\$37,098,031	\$3,728	\$2,075	\$931		\$931	0.01%
89	Subprime 2007	\$82,895,923	\$585,893	\$325,838	\$146,186	FGIC	\$146,186	0.71%
90	Subprime 2007	\$55,303,597	\$990,875	\$217,412	\$97,541	FGIC	\$97,541	0.71%
91	[Total]	\$525,306,659	\$26,265,333	\$13,848,235	\$3,106,489	XL - Insurer Exception	\$3,106,489	2.50%
92	Prime 2002	\$41,075	\$3,697	\$1,133	\$508		\$508	9.00%
93	Prime 2002	\$5,468,199	\$492,138	\$76,804	\$34,458		\$34,458	9.00%
94	Prime 2002	\$218,970	\$19,707	\$4,692	\$2,105		\$2,105	9.00%
95	Prime 2002	\$278,011	\$25,021	\$5,454	\$2,447		\$2,447	9.00%
96	Prime 2002	\$993,832	\$89,445	\$23,366	\$10,483		\$10,483	9.00%
97	Prime 2002	\$90,077	\$8,107	\$1,793	\$804		\$804	9.00%
98	Prime 2002	\$110,894	\$9,980	\$2,500	\$1,122		\$1,122	9.00%
99	Prime 2002	\$978,884	\$88,100	\$22,987	\$10,313		\$10,313	9.00%
100	Prime 2002	\$51,290	\$4,616	\$1,021	\$458		\$458	9.00%
101	Prime 2005	\$1,451,471	\$66,496	\$38,847	\$17,428		\$17,428	4.58%
102	Prime 2005	\$19,404,020	\$888,955	\$390,835	\$175,347		\$175,347	4.58%
103	Prime 2005	\$1,432,377	\$65,621	\$35,288	\$15,832		\$15,832	4.58%
104	Prime 2005	\$687,498	\$31,496	\$18,829	\$8,448		\$8,448	4.58%
105	Prime 2005	\$2,019,510	\$92,520	\$48,182	\$21,617		\$21,617	4.58%
106	Prime 2005	\$13,269,878	\$607,932	\$284,846	\$127,795		\$127,795	4.58%
107	Prime 2005	\$12,337,507	\$565,218	\$247,798	\$108,931		\$108,931	4.58%
108	Prime 2005	\$18,512,802	\$648,126	\$403,674	\$181,107		\$181,107	4.58%
109	Prime 2005	\$9,624,418	\$440,923	\$227,505	\$102,070		\$102,070	4.58%
110	Prime 2005	\$89,462	\$4,099	\$2,450	\$1,099		\$1,099	4.58%
111	Prime 2005	\$3,848,330	\$176,303	\$82,222	\$36,889		\$36,889	4.58%
112	Prime 2005	\$4,292,991	\$196,675	\$90,678	\$40,683		\$40,683	4.58%
113	Prime 2005	\$6,958,522	\$210,141	\$92,148	\$41,342		\$41,342	3.02%
114	Prime 2005	\$7,786,460	\$106,704	\$47,872	\$47,872		\$47,872	3.02%
115	Prime 2005	\$5,241,841	\$158,299	\$70,659	\$31,701		\$31,701	3.02%
116	Prime 2005	\$10,697,461	\$323,054	\$137,104	\$61,511		\$61,511	3.02%
117	Prime 2005	\$11,614,458	\$48,755	\$25,178	\$11,296		\$11,296	3.02%

A	B	C	D	E	F	G	H	I
Name	Cohort	Net total Collateral Losses	Debtor's Attributable Portion of Net Collateral Losses	Losses Due to Breach	GMACM Claim	Insurer	GMACM Recognized Claim	GMACM Seller %
118	CSFB 2005-11 [6]	\$3,324,262	\$100,390	\$50,670	\$22,733		\$22,733	3.02%
119	CSFB 2005-11 [7]	\$6,684,883	\$262,276	\$115,781	\$51,945		\$51,945	3.02%
120	CSFB 2005-11 [8]	\$3,383,953	\$102,192	\$56,264	\$25,243		\$25,243	3.02%
121	CSFB 2005-12 [1]	\$12,949,547	\$434,310	\$192,097	\$86,184		\$86,184	3.35%
122	CSFB 2005-12 [2]	\$17,002,560	\$570,243	\$247,119	\$110,870		\$110,870	3.35%
123	CSFB 2005-12 [3]	\$29,504,667	\$989,546	\$443,666	\$199,050		\$199,050	3.35%
124	CSFB 2005-12 [4]	\$42,745,795	\$1,433,636	\$618,068	\$277,295		\$277,295	3.35%
125	CSFB 2005-12 [5]	\$14,632,994	\$490,771	\$199,058	\$89,307		\$89,307	3.35%
126	CSFB 2005-12 [6]	\$19,496,510	\$653,886	\$276,164	\$123,900		\$123,900	3.35%
127	CSFB 2005-12 [7]	\$23,795,091	\$798,055	\$356,134	\$159,779		\$159,779	3.35%
128	CSFB 2005-12 [8]	\$2,956,335	\$99,151	\$41,049	\$18,417		\$18,417	3.35%
129	CSFB 2005-3 [1]	\$5,303,197	\$177,288	\$219,413	\$98,439		\$98,439	9.00%
130	CSFB 2005-3 [2]	\$3,199,216	\$287,929	\$134,929	\$60,536		\$60,536	9.00%
131	CSFB 2005-3 [3]	\$8,760,885	\$788,480	\$420,638	\$188,718		\$188,718	9.00%
132	CSFB 2005-3 [4]	\$205,581	\$18,502	\$11,060	\$4,962		\$4,962	9.00%
133	CSFB 2005-3 [5]	\$828,701	\$74,583	\$40,243	\$18,055		\$18,055	9.00%
134	CSFB 2005-3 [6]	\$3,934,972	\$354,147	\$164,698	\$73,891		\$73,891	9.00%
135	CSFB 2005-3 [7]	\$2,014,215	\$181,279	\$90,597	\$40,646		\$40,646	9.00%
136	CSFB 2005-4 [1]	\$2,570,230	\$231,321	\$122,240	\$54,843		\$54,843	9.00%
137	CSFB 2005-4 [2]	\$9,780,047	\$880,204	\$437,869	\$196,449		\$196,449	9.00%
138	CSFB 2005-4 [3]	\$5,295,924	\$476,633	\$255,345	\$114,560		\$114,560	9.00%
139	CSFB 2005-5 [1]	\$824,696	\$20,947	\$12,377	\$5,553		\$5,553	2.54%
140	CSFB 2005-5 [2]	\$4,648,598	\$118,074	\$63,667	\$28,564		\$28,564	2.54%
141	CSFB 2005-5 [3]	\$3,135,891	\$79,652	\$42,458	\$19,049		\$19,049	2.54%
142	CSFB 2005-5 [4]	\$3,081,455	\$78,269	\$37,602	\$16,870		\$16,870	2.54%
143	CSFB 2005-5 [5]	\$570,852	\$14,500	\$8,400	\$3,769		\$3,769	2.54%
144	CSFB 2005-5 [6]	\$1,043,855	\$26,514	\$15,628	\$7,011		\$7,011	2.54%
145	CSFB 2005-5 [7]	\$1,620,785	\$41,168	\$21,419	\$9,610		\$9,610	2.54%
146	CSFB 2005-6 [1]	\$16,998,439	\$1,296,396	\$577,632	\$259,153		\$259,153	7.63%
147	CSFB 2005-6 [2]	\$514,943	\$39,272	\$20,651	\$9,265		\$9,265	7.63%
148	CSFB 2005-6 [3]	\$494,240	\$37,693	\$21,225	\$9,523		\$9,523	7.63%
149	CSFB 2005-6 [4]	\$621,578	\$47,405	\$28,340	\$12,715		\$12,715	7.63%
150	CSFB 2005-6 [5]	\$6,215,170	\$474,003	\$246,563	\$110,620		\$110,620	7.63%
151	CSFB 2005-6 [6]	\$4,923,043	\$375,459	\$175,819	\$78,881		\$78,881	7.63%
152	CSFB 2005-6 [7]	\$4,845,618	\$369,554	\$168,315	\$75,514		\$75,514	7.63%
153	CSFB 2005-6 [8]	\$675,350	\$51,506	\$30,173	\$13,537		\$13,537	7.63%
154	CSFB 2005-6 [9]	\$1,407,217	\$107,322	\$53,070	\$23,810		\$23,810	7.63%
155	CSFB 2005-8 [1]	\$18,737,911	\$634,318	\$261,814	\$117,462		\$117,462	3.39%
156	CSFB 2005-8 [2]	\$10,875,217	\$368,149	\$152,750	\$68,531		\$68,531	3.39%
157	CSFB 2005-8 [3]	\$16,052,037	\$543,396	\$218,362	\$97,968		\$97,968	3.39%
158	CSFB 2005-8 [4]	\$7,580,456	\$256,615	\$109,712	\$49,222		\$49,222	3.39%
159	CSFB 2005-8 [5]	\$17,883,411	\$605,392	\$259,611	\$116,474		\$116,474	3.39%
160	CSFB 2005-8 [6]	\$902,022	\$30,535	\$11,853	\$5,318		\$5,318	3.39%
161	CSFB 2005-8 [7]	\$20,367,573	\$689,486	\$305,346	\$136,993		\$136,993	3.39%
162	CSFB 2005-8 [8]	\$17,638,578	\$597,104	\$266,709	\$119,658		\$119,658	3.39%
163	CSFB 2005-8 [9]	\$15,632,250	\$529,185	\$216,605	\$97,179		\$97,179	3.39%
164	CSFB 2005-9 [1]	\$14,349,268	\$398,033	\$160,186	\$71,867		\$71,867	2.77%
165	CSFB 2005-9 [2]	\$10,560,497	\$292,937	\$118,089	\$52,980		\$52,980	2.77%
166	CSFB 2005-9 [3]	\$20,241,243	\$561,470	\$246,781	\$110,718		\$110,718	2.77%
167	CSFB 2005-9 [4]	\$12,219,635	\$338,959	\$138,008	\$61,917		\$61,917	2.77%
168	CSFB 2005-9 [5]	\$32,857,999	\$911,445	\$389,253	\$174,638		\$174,638	2.77%
169	CSMC 2006-1 [1]	\$25,467,591	\$49,567	\$17,791	\$7,982		\$7,982	0.19%
170	CSMC 2006-1 [2]	\$11,654,479	\$22,683	\$8,232	\$3,693		\$3,693	0.19%
171	CSMC 2006-1 [3]	\$8,830,812	\$17,187	\$6,160	\$2,764		\$2,764	0.19%
172	CSMC 2006-1 [4]	\$5,139,578	\$10,003	\$3,565	\$1,600		\$1,600	0.19%
173	CSMC 2006-1 [5]	\$23,434,159	\$45,609	\$16,496	\$7,401		\$7,401	0.19%
174	CSMC 2006-8 [1]	\$49,428,629	\$1,236,817	\$449,614	\$201,718		\$201,718	2.50%
175	CSMC 2006-8 [2]	\$1,942,102	\$48,596	\$17,484	\$7,844		\$7,844	2.50%
176	CSMC 2006-9 [1]	\$53,725,288	\$46,718	\$15,580	\$6,990		\$6,990	0.09%
177	CSMC 2006-9 [2A]	\$35,621,434	\$30,975	\$10,507	\$4,714		\$4,714	0.09%
178	CSMC 2006-9 [2B]	\$31,966,184	\$27,797	\$9,536	\$4,278		\$4,278	0.09%
179	CSMC 2007-6 [Total]	\$125,841,476	\$616,515	\$211,192	\$94,751		\$94,751	0.49%

	A	B	C	D	E	F	G	H	I
	Name	Cohort	Net Total Collateral Losses	Debtor's Attributable Collateral Losses	Portion of Net Collateral Losses Due to Breach	GMACM Claim	Insurer	GMACM Recognized Claim	GMACM Seller %
1									
180	CSMC 2007-7 [1]	Prime 2007	\$34,469,600	\$73,657	\$26,739	\$11,996		\$11,996	0.21%
181	CSMC 2007-7 [2]	Prime 2007	\$11,128,420	\$3,780	\$8,538	\$3,831		\$3,831	0.21%
182	CSMC 2007-7 [3]	Prime 2007	\$1,833,809	\$3,919	\$1,392	\$624		\$624	0.21%
	FWRMT 2003-A								
183	[Total]	2003	\$4,608,187	\$4,608,187	\$2,123,221	\$952,578		\$952,578	100.00%
184	FNR 2002-66 [FIVE]	Subprime 2002	\$3,342,601	\$300,834	\$80,464	\$18,050	FNMA/FNMA (Agency Wrap)	\$0	4.50%
185	FNR 2002-66 [FOUR]	Subprime 2002	\$5,410,998	\$486,990	\$132,019	\$29,615	FNMA/FNMA (Agency Wrap)	\$0	4.50%
186	FNR 2002-66 [ONE]	Subprime 2002	\$6,746,831	\$607,215	\$130,877	\$29,359	FNMA/FNMA (Agency Wrap)	\$0	4.50%
	GMACM 2000-HE2								
187	[1HEL]	Second Lien 2000	\$3,261,253	\$3,261,253	\$857,356	\$384,651	MBIA	\$0	100.00%
188	GMACM 2000-HE2	Second Lien 2000	\$11,154,982	\$11,154,982	\$2,954,923	\$1,325,720	MBIA	\$0	100.00%
	GMACM 2000-HE2								
189	[2HEL]	Second Lien 2000	\$211,993	\$211,993	\$55,565	\$24,929	MBIA	\$0	100.00%
190	GMACM 2000-HE2	Second Lien 2000	\$2,160,494	\$2,160,494	\$566,982	\$254,375	MBIA	\$0	100.00%
	GMACM 2000-HE4								
191	[1HEL]	Second Lien 2000	\$2,335,186	\$2,335,186	\$618,727	\$277,590	MBIA	\$0	100.00%
192	GMACM 2000-HE4	Second Lien 2000	\$6,255,211	\$6,255,211	\$1,676,626	\$752,214	MBIA	\$0	100.00%
	GMACM 2000-HE4								
193	[2HEL]	Second Lien 2000	\$74,559	\$74,559	\$19,811	\$8,888	MBIA	\$0	100.00%
194	GMACM 2000-HE4	Second Lien 2000	\$594,789	\$594,789	\$159,709	\$71,653	MBIA	\$0	100.00%
	GMACM 2001-HE2								
195	[1AHEL]	CE2 2001	\$1,699,628	\$1,699,628	\$277,649	\$124,566	FGIC	\$124,566	100.00%
196	GMACM 2001-HE2	CE2 2001	\$3,347,060	\$3,347,060	\$537,757	\$241,263	FGIC	\$241,263	100.00%
	GMACM 2001-HE2								
197	[1BHEL]	CE2 2001	\$1,740,128	\$1,740,128	\$288,959	\$129,641	FGIC	\$129,641	100.00%
198	GMACM 2001-HE2	CE2 2001	\$3,281,041	\$3,281,041	\$542,901	\$243,571	FGIC	\$243,571	100.00%
	GMACM 2001-HE2								
199	[2A]	CE2 2001	\$1,392,622	\$1,392,622	\$226,167	\$101,469	FGIC	\$101,469	100.00%
200	GMACM 2001-HE2	CE2 2001	\$3,474,359	\$3,474,359	\$560,221	\$251,342	FGIC	\$251,342	100.00%
	GMACM 2001-HE3								
201	GMACM 2001-HE3 [1]	Second Lien 2001	\$3,248,994	\$3,248,994	\$875,945	\$392,991	FGIC	\$392,991	100.00%
	GMACM 2001-HE3								
202	GMACM 2001-HE3 [2]	Second Lien 2001	\$2,216,348	\$2,216,348	\$606,873	\$272,272	FGIC	\$272,272	100.00%
	GMACM 2001-HLT1								
203	[1]	Second Lien 2001	\$29,889,371	\$29,889,371	\$7,887,113	\$3,538,535	AMBAC	\$3,538,535	100.00%
	GMACM 2001-HLT1								
204	[2]	Second Lien 2001	\$4,726	\$4,726	\$1,636	\$734	AMBAC	\$734	100.00%
	GMACM 2001-HLT2								
205	[1]	Second Lien 2001	\$17,157,370	\$17,157,370	\$4,540,807	\$2,037,222	Ambac	\$2,037,222	100.00%
	GMACM 2001-HLT2								
206	[2]	Second Lien 2001	\$284,905	\$284,905	\$87,885	\$39,429	Ambac	\$39,429	100.00%
207	GMACM 2002-HE1 [1]	Second Lien 2002	\$2,251,324	\$2,251,324	\$589,633	\$264,537	FGIC	\$264,537	100.00%
208	GMACM 2002-HE1 [2]	Second Lien 2002	\$4,592,570	\$4,592,570	\$1,314,323	\$589,668	FGIC	\$589,668	100.00%
	GMACM 2002-HE1								
209	GMACM 2002-HE1 [3]	Second Lien 2002	\$582,597	\$582,597	\$161,533	\$72,472	FGIC	\$72,472	100.00%
	GMACM 2002-HE1								
210	GMACM 2002-HE1 [4]	Second Lien 2002	\$4,165,981	\$4,165,981	\$1,192,240	\$534,896	FGIC	\$534,896	100.00%
	GMACM 2002-HE3								
211	[Total]	Second Lien 2002	\$18,212,606	\$18,212,606	\$5,191,004	\$2,328,932	MBIA	\$0	100.00%
	GMACM 2002-HE4								
212	[Total]	Second Lien 2002	\$8,301,994	\$8,301,994	\$2,336,034	\$1,048,056	FGIC	\$1,048,056	100.00%
	GMACM 2002-HLT1								
213	[1]	Second Lien 2002	\$20,381,078	\$20,381,078	\$5,431,617	\$2,436,882	AMBAC	\$2,436,882	100.00%
	GMACM 2002-HLT1								
214	[2]	Second Lien 2002	\$35,889	\$35,889	\$12,423	\$5,574	AMBAC	\$5,574	100.00%
215	GMACM 2003-AR1 [1]	Prime 2003	\$1,620,098	\$1,620,098	\$490,800	\$220,196		\$220,196	100.00%
216	GMACM 2003-AR1 [2]	Prime 2003	\$1,288,654	\$1,288,654	\$422,951	\$189,756		\$189,756	100.00%
217	GMACM 2003-AR2 [1]	Prime 2003	\$85,755	\$85,755	\$27,618	\$12,391		\$12,391	100.00%

A	B	C	D	E	F	G	H	I
Name	Cohort	Net total Collateral Losses	Debtor's Attributable Portion of Net Collateral Losses	Losses Due to Breach	GMACM Claim	Insurer	GMACM Recognized Claim	GMACM Seller %
1								
218	GMACM 2003-AR2 [2]	\$1,023,963	\$1,023,963	\$313,933	\$140,845		\$140,845	100.00%
219	GMACM 2003-AR2 [3]	\$611,843	\$611,843	\$235,676	\$105,736		\$105,736	100.00%
220	GMACM 2003-AR2 [4]	\$749,369	\$749,369	\$322,554	\$144,713		\$144,713	100.00%
221	GMACM 2003-GH1 [1]	\$6,048,652	\$6,048,652	\$2,599,898	\$1,166,438	MBIA - Insurer Exception	\$1,166,438	100.00%
222	GMACM 2003-GH1 [2]	\$677,814	\$677,814	\$287,069	\$128,793	MBIA - Insurer Exception	\$128,793	100.00%
223	GMACM 2003-GH1 [3]	\$331,985	\$331,985	\$138,867	\$62,302	MBIA - Insurer Exception	\$62,302	100.00%
224	GMACM 2003-GH2 [1A]	\$604,524	\$604,524	\$262,601	\$117,815		\$117,815	100.00%
225	GMACM 2003-GH2 [1F]	\$5,420,479	\$5,420,479	\$2,374,840	\$1,065,467		\$1,065,467	100.00%
226	GMACM 2003-GH2 [2A]	\$891,909	\$891,909	\$378,811	\$169,953		\$169,953	100.00%
227	GMACM 2003-GH2 [2F]	\$3,710,226	\$3,710,226	\$1,583,817	\$710,576		\$710,576	100.00%
228	GMACM 2003-HE1 [Total]	\$22,095,452	\$22,095,452	\$9,416,824	\$4,224,836	FGIC	\$4,224,836	100.00%
229	GMACM 2003-HE2 [Total]	\$8,395,094	\$8,395,094	\$1,931,450	\$866,541	FGIC	\$866,541	100.00%
230	GMACM 2003-J10 [Total]	\$96,499	\$96,499	\$44,083	\$19,778		\$19,778	100.00%
231	GMACM 2003-J5 [Total]	\$208,554	\$208,554	\$55,391	\$24,851		\$24,851	100.00%
232	GMACM 2003-J6 [Total]	\$823,235	\$823,235	\$312,716	\$140,299		\$140,299	100.00%
233	GMACM 2003-J7 [Total]	\$1,036,293	\$1,036,293	\$383,469	\$172,042		\$172,042	100.00%
234	GMACM 2003-J8 [Total]	\$1,599,442	\$1,599,442	\$548,267	\$245,979		\$245,979	100.00%
235	GMACM 2003-J9 [Total]	\$1,477,100	\$1,477,100	\$508,427	\$228,105		\$228,105	100.00%
236	GMACM 2010-1 [Total]	\$21,539,078	\$21,539,078	\$11,050,362	\$4,957,719		\$4,957,719	100.00%
237	GMACM 2010-2 [Total]	\$82,325,375	\$82,325,375	\$42,943,715	\$19,266,599		\$19,266,599	100.00%
238	GMF 2006-HE1 [F]	\$11,506,266	\$11,506,266	\$24,949	\$11,193	XL/CFG	\$0	0.44%
239	GMF 2006-HE1 [H]	\$206,142,777	\$206,142,777	\$446,903	\$200,502	XL/CFG	\$0	0.44%
240	GSA 2005-9 [1]	\$13,909,988	\$13,909,988	\$2,709,242	\$524,919		\$524,919	19.48%
241	GSA 2005-9 [2]	\$84,712,227	\$84,712,227	\$7,038,882	\$3,157,978		\$3,157,978	19.48%
242	GSMP 2004-4 [ONEA]	\$40,267,514	\$40,267,514	\$2,015,050	\$904,048		\$904,048	9.00%
243	GSMP 2004-4 [ONEB]	\$7,279,879	\$7,279,879	\$364,342	\$163,461		\$163,461	9.00%
244	GSMP 2004-4 [TWO]	\$5,386,338	\$484,770	\$268,983	\$120,679		\$120,679	9.00%
245	GSMP 2005-1T1 [A]	\$1,543,356	\$53,091	\$30,192	\$13,546		\$13,546	3.44%
246	GSMP 2005-1T1 [F]	\$17,924,307	\$616,596	\$350,508	\$157,254		\$157,254	3.44%
247	GSMP 2005-RP1 [ONEA]	\$64,961,109	\$876,975	\$486,350	\$218,200		\$218,200	1.35%
248	GSMP 2005-RP1 [ONEB]	\$6,680,812	\$90,191	\$50,022	\$22,442		\$22,442	1.35%
249	GSMP 2005-RP1 [TWO]	\$7,666,964	\$103,504	\$57,350	\$25,730		\$25,730	1.35%
250	GSMP 2005-RP2 [ONEA]	\$67,821,168	\$1,600,580	\$887,640	\$398,238		\$398,238	2.36%
251	GSMP 2005-RP2 [ONEB]	\$5,966,170	\$140,802	\$78,259	\$35,111		\$35,111	2.36%
252	GSMP 2005-RP2 [TWO]	\$4,458,941	\$105,231	\$58,420	\$26,210		\$26,210	2.36%
253	GSMP 2005-RP3 [ONEA]	\$68,125,751	\$1,519,204	\$842,846	\$378,141		\$378,141	2.23%
254	GSMP 2005-RP3 [ONEB]	\$7,087,511	\$158,051	\$87,659	\$39,328		\$39,328	2.23%
255	GSMP 2005-RP3 [TWO]	\$7,290,466	\$162,577	\$89,972	\$40,366		\$40,366	2.23%



12-12020-mg Doc 4770-2 Filed 08/20/13 Entered 08/20/13 22:01:04 Exhibit 1 -  
 Schedule G - GMACM Additions and Deductions  
 Joint Chapter 11 Plan and Docket # 13-214 of 253

A	B	C	D	E	F	G	H	I
Name	Cohort	Net total Collateral Losses	Debtor's Attributable Portion of Net Collateral Losses	Losses Due to Breach	GMACM Claim	Insurer	GMACM Recognized Claim	GMACM Seller %
1								
256	Subprime 2006	\$75,908,429	\$3,795,421	\$2,114,829	\$948,813		\$948,813	5.00%
	[L, J]							
257	Subprime 2006	\$5,968,620	\$298,431	\$166,282	\$74,602		\$74,602	5.00%
	[L, 234]							
258	Subprime 2006	\$5,705,610	\$285,280	\$158,955	\$71,315		\$71,315	5.00%
	[H]							
259	Subprime 2006	\$57,407,570	\$2,037,969	\$1,135,522	\$509,450		\$509,450	3.55%
260	Subprime 2006	\$2,805,517	\$99,596	\$55,500	\$24,900		\$24,900	3.55%
261	Prime 2003	\$235,423	\$77,431	\$22,756	\$10,210		\$10,210	32.89%
262	Prime 2003	\$152,220	\$50,065	\$17,426	\$7,818		\$7,818	32.89%
263	Prime 2003	\$283,628	\$93,286	\$28,894	\$12,963		\$12,963	32.89%
264	Prime 2004	\$1,156,574	\$202,089	\$108,137	\$48,515		\$48,515	17.47%
265	Prime 2004	\$1,561,362	\$272,818	\$150,268	\$67,417		\$67,417	17.47%
266	Prime 2005	\$17,201,404	\$792,985	\$438,407	\$196,690		\$196,690	4.61%
267	Prime 2005	\$717,087	\$33,058	\$17,706	\$7,944		\$7,944	4.61%
268	Prime 2005	\$21,726,483	\$582,270	\$299,324	\$134,291		\$134,291	2.68%
269	Prime 2005	\$448,577	\$12,022	\$7,147	\$3,206		\$3,206	2.68%
270	Prime 2005	\$439,214	\$39,529	\$22,399	\$10,049		\$10,049	9.00%
271	Prime 2005	\$4,689,799	\$422,082	\$213,893	\$95,963		\$95,963	9.00%
272	Prime 2005	\$2,169,122	\$195,221	\$105,721	\$47,431		\$47,431	9.00%
273	Prime 2005	\$20,994,365	\$1,889,493	\$958,611	\$430,078		\$430,078	9.00%
274	Prime 2005	\$1,268,980	\$114,208	\$68,277	\$30,632		\$30,632	9.00%
275	Prime 2005	\$11,544,153	\$1,038,974	\$481,273	\$215,922		\$215,922	9.00%
276	Prime 2005	\$31,131,667	\$129,376	\$61,966	\$27,801		\$27,801	0.42%
277	Prime 2005	\$9,248,135	\$38,433	\$17,906	\$8,033		\$8,033	0.42%
278	Prime 2005	\$157,399	\$654	\$391	\$175		\$175	0.42%
279	Prime 2005	\$1,425,750	\$112,449	\$56,159	\$25,196		\$25,196	7.89%
280	Prime 2005	\$745,469	\$58,795	\$29,515	\$13,242		\$13,242	7.89%
281	Prime 2005	\$12,517,955	\$987,291	\$443,399	\$198,930		\$198,930	7.89%
282	Prime 2005	\$10,447,499	\$823,994	\$386,555	\$173,427		\$173,427	7.89%
283	Prime 2005	\$12,833,097	\$1,012,146	\$489,934	\$219,808		\$219,808	7.89%
284	Prime 2005	\$22,485,006	\$1,771,815	\$883,318	\$396,298		\$396,298	7.89%
285	Prime 2005	\$1,434,708	\$113,155	\$59,556	\$26,720		\$26,720	7.89%
286	Prime 2005	\$2,755,213	\$217,304	\$119,203	\$53,480		\$53,480	7.89%
287	Prime 2005	\$10,108,175	\$295,143	\$130,877	\$58,718		\$58,718	2.82%
288	Prime 2005	\$22,439,063	\$632,987	\$328,933	\$147,575		\$147,575	2.82%
289	Prime 2005	\$4,867,724	\$137,314	\$72,002	\$32,303		\$32,303	2.82%
290	Prime 2005	\$11,555,639	\$325,975	\$153,495	\$68,865		\$68,865	2.82%
291	Prime 2005	\$8,005,227	\$225,821	\$120,193	\$53,924		\$53,924	2.82%
292	Prime 2005	\$28,812,703	\$812,782	\$445,151	\$199,716		\$199,716	2.82%
293	Prime 2006	\$36,964,538	\$443,574	\$158,883	\$71,283		\$71,283	1.20%
294	Prime 2006	\$2,043,634	\$24,524	\$8,721	\$3,913		\$3,913	1.20%
295	Prime 2006	\$27,159,105	\$392,660	\$140,959	\$63,241		\$63,241	1.45%
296	Prime 2006	\$12,014,268	\$173,699	\$62,304	\$27,953		\$27,953	1.45%
297	Prime 2006	\$25,672,018	\$4,846,877	\$1,745,581	\$783,151		\$783,151	18.88%
298	Prime 2006	\$9,908,714	\$1,870,765	\$673,984	\$302,381		\$302,381	18.88%
299	Prime 2006	\$8,540,082	\$1,612,368	\$579,809	\$260,130		\$260,130	18.88%
300	Prime 2006	\$16,766,862	\$838,343	\$303,943	\$136,363		\$136,363	5.00%
301	Prime 2006	\$104,809,030	\$5,240,452	\$1,881,684	\$844,213		\$844,213	5.00%
302	Prime 2006	\$7,908,392	\$395,420	\$141,120	\$63,313		\$63,313	5.00%
303	Prime 2006	\$989,484	\$49,474	\$17,839	\$8,003		\$8,003	5.00%
304	Prime 2006	\$14,570,332	\$278,517	\$262,691	\$117,856		\$117,856	5.00%
305	Prime 2006	\$28,968,272	\$1,448,414	\$522,393	\$234,370		\$234,370	5.00%
306	Prime 2006	\$23,092,225	\$1,154,611	\$415,788	\$186,542		\$186,542	5.00%
307	Prime 2006	\$26,171,161	\$1,308,558	\$466,700	\$209,384		\$209,384	5.00%
308	Prime 2007	\$54,943,435	\$1,499,956	\$538,086	\$241,411		\$241,411	2.73%
309	Prime 2007	\$3,075,367	\$83,958	\$29,925	\$13,426		\$13,426	2.73%
310	Prime 2007	\$10,043,917	\$502,196	\$181,370	\$81,371		\$81,371	5.00%
311	Prime 2007	\$152,459,019	\$7,622,951	\$2,752,585	\$1,234,941		\$1,234,941	5.00%
312	Prime 2007	\$14,325,032	\$716,252	\$257,560	\$115,554		\$115,554	5.00%
313	Prime 2007	\$5,623,720	\$281,186	\$100,590	\$45,130		\$45,130	5.00%
314	Prime 2007	\$8,280,024	\$414,001	\$147,185	\$66,034		\$66,034	5.00%

A	B	C	D	E	F	G	H	I
Name	Cohort	Net total Collateral Losses	Debtor's Attributable Portion of Net Collateral Losses	Losses Due to Breach	GMACM Claim	Insurer	GMACM Recognized Claim	GMACM Seller %
1								
315	GSR 2007-AR1 [6]	\$3,495,973	\$174,799	\$61,468	\$27,577		\$27,577	5.00%
316	GSR 2007-HELL [Total]	\$4,473,052	\$223,653	\$109,816	\$24,634		\$0	2.50%
317	GSR 2007-OA2 [1]	\$123,200,992	\$6,160,050	\$2,273,934	\$1,020,195	MBA	\$1,020,195	5.00%
318	GSR 2007-OA2 [2]	\$59,730,280	\$2,986,514	\$1,101,160	\$494,033		\$494,033	5.00%
319	HVMLT 2003-1 [Total]	\$880,638	\$468,235	\$164,308	\$73,716		\$73,716	53.17%
320	HVMLT 2003-2 [1]	\$1,857,620	\$2,972	\$1,154	\$518		\$518	0.16%
321	HVMLT 2003-2 [2]	\$1,539,910	\$2,464	\$843	\$378		\$378	0.16%
322	HVMLT 2003-2 [3]	\$320,339	\$513	\$178	\$80		\$80	0.16%
323	HVMLT 2004-4 [1]	\$1,110,926	\$59,101	\$25,292	\$11,347		\$11,347	5.32%
324	HVMLT 2004-4 [2]	\$3,382,123	\$179,929	\$74,562	\$33,452		\$33,452	5.32%
325	HVMLT 2004-4 [3]	\$1,874,388	\$99,717	\$43,221	\$19,391		\$19,391	5.32%
326	Total	\$39,021,465	\$849,176	\$291,405	\$130,738		\$130,738	2.18%
327	HVMLT 2007-7 [1]	\$219,963,469	\$26,527,594	\$9,879,031	\$4,432,204		\$4,432,204	12.06%
328	HVMLT 2007-7 [2]	\$367,807,400	\$44,357,572	\$16,497,081	\$7,401,378		\$7,401,378	12.06%
329	LMT 2005-1 [1A]	\$4,772,299	\$130,284	\$63,535	\$14,253		\$14,253	1.37%
330	LMT 2005-1 [1DISC]	\$3,502,828	\$95,627	\$47,276	\$10,605		\$10,605	1.37%
331	LMT 2005-1 [1PAX]	\$3,469,896	\$94,728	\$46,274	\$10,380		\$10,380	1.37%
332	LMT 2005-1 [2A]	\$5,284,776	\$144,274	\$68,968	\$15,471		\$15,471	1.37%
333	LMT 2005-1 [2DISC]	\$3,444,404	\$94,032	\$45,949	\$10,307		\$10,307	1.37%
334	LMT 2005-1 [2PAX]	\$3,176,154	\$86,709	\$42,582	\$9,552		\$9,552	1.37%
335	LMT 2005-1 [3]	\$6,880,626	\$187,841	\$85,707	\$19,226		\$19,226	1.37%
336	LMT 2005-1 [4A]	\$2,274,273	\$62,088	\$29,700	\$6,662		\$6,662	1.37%
337	LMT 2005-1 [4PAX]	\$1,033,567	\$28,216	\$14,089	\$3,161		\$3,161	1.37%
338	LMT 2005-1 [5A]	\$6,182,660	\$168,787	\$74,955	\$16,814		\$16,814	1.37%
339	LMT 2005-1 [5DISC]	\$2,895,511	\$79,047	\$34,963	\$7,843		\$7,843	1.37%
340	LMT 2005-1 [6A]	\$184,303	\$5,031	\$2,685	\$602		\$602	1.37%
341	LMT 2005-1 [6DISC]	\$1,399,081	\$38,195	\$20,469	\$4,592		\$4,592	1.37%
342	LMT 2005-1 [6PAX]	\$126,814	\$3,462	\$1,852	\$415		\$415	1.37%
343	LMT 2006-7 [1]	\$43,260,724	\$2,119,775	\$728,947	\$163,520		\$163,520	2.45%
344	LMT 2006-7 [2]	\$88,701,867	\$4,346,391	\$1,493,451	\$335,017		\$335,017	2.45%
345	LMT 2006-7 [3]	\$36,380,967	\$1,782,667	\$611,745	\$137,229		\$137,229	2.45%
346	LMT 2006-7 [4]	\$6,521,560	\$319,556	\$109,337	\$24,527		\$24,527	2.45%
347	LUM 2006-4 [Total]	\$134,926,422	\$16,015,766	\$5,706,799	\$2,560,342		\$2,560,342	11.87%
348	LUM 2006-6 [Total]	\$204,139,613	\$158,534,823	\$57,893,169	\$13,508,325		\$13,508,325	40.36%
349	LUM 2007-2 [1]	\$139,923,492	\$2,777,722	\$950,751	\$213,276		\$213,276	0.99%
350	LUM 2007-2 [2]	\$46,579,284	\$924,679	\$321,573	\$72,137		\$72,137	0.99%
351	LXS 2006-10N [1_A1]	\$11,949,919	\$54,970	\$19,158	\$8,595		\$8,595	0.46%
352	LXS 2006-10N [1_A2]	\$12,825,318	\$58,996	\$20,540	\$9,215		\$9,215	0.46%
353	LXS 2006-10N [1_A3]	\$7,938,154	\$36,516	\$12,616	\$5,660		\$5,660	0.46%
354	LXS 2006-10N [1_A4]	\$228,604,897	\$1,051,583	\$364,615	\$163,584		\$163,584	0.46%
355	LXS 2006-10N [1_F]	\$70,556,365	\$24,559	\$11,285	\$50,376		\$50,376	0.46%
356	LXS 2006-10N [2_A1]	\$36,924,484	\$169,853	\$58,559	\$26,272		\$26,272	0.46%
357	LXS 2006-10N [2_A2]	\$3,842,320	\$17,675	\$6,090	\$2,732		\$2,732	0.46%
358	LXS 2006-10N [2_A4]	\$117,743	\$542	\$187	\$84		\$84	0.46%
359	MALT 2004-12 [1]	\$101,129	\$5,056	\$1,963	\$440		\$440	2.50%
360	MALT 2004-12 [2]	\$2,388,183	\$119,409	\$51,116	\$11,466		\$11,466	2.50%
361	MALT 2004-12 [3]	\$5,180,106	\$259,005	\$108,376	\$24,311		\$24,311	2.50%
362	MALT 2004-12 [4]	\$1,159,534	\$71,977	\$22,763	\$5,106		\$5,106	2.50%
363	MALT 2004-12 [5]	\$3,861,040	\$193,052	\$80,355	\$18,026		\$18,026	2.50%
364	MALT 2004-12 [6]	\$1,942,089	\$97,104	\$38,802	\$8,704		\$8,704	2.50%
365	MALT 2004-4 [1]	\$1,308,973	\$65,449	\$26,476	\$5,939		\$5,939	2.50%
366	MALT 2004-4 [10]	\$288,810	\$14,441	\$5,760	\$1,292		\$1,292	2.50%
367	MALT 2004-4 [11]	\$766,889	\$38,344	\$16,274	\$3,651		\$3,651	2.50%
368	MALT 2004-4 [2]	\$476,273	\$23,814	\$9,952	\$2,232		\$2,232	2.50%
369	MALT 2004-4 [3]	\$367,149	\$18,357	\$7,126	\$1,598		\$1,598	2.50%
370	MALT 2004-4 [4]	\$501,905	\$25,095	\$10,195	\$2,287		\$2,287	2.50%

A	B	C	D	E	F	G	H	I
Name	Cohort	Net total Collateral Losses	Debtor's Attributable Portion of Net Collateral Losses	Losses Due to Breach	GMACM Claim	Insurer	GMACM Recognized Claim	GMACM Seller %
371	MALT 2004-4 [5]	\$655,641	\$32,782	\$13,479	\$3,024		\$3,024	2.50%
372	MALT 2004-4 [6]	\$1,280,753	\$64,038	\$25,256	\$5,666		\$5,666	2.50%
373	MALT 2004-4 [7]	\$1,775,705	\$88,785	\$37,714	\$8,460		\$8,460	2.50%
374	MALT 2004-4 [8]	\$1,296,430	\$64,821	\$28,641	\$6,425		\$6,425	2.50%
375	MALT 2004-4 [9]	\$970,557	\$48,528	\$19,244	\$4,317		\$4,317	2.50%
376	MALT 2004-6 [1]	\$711,599	\$64,044	\$25,004	\$5,609		\$5,609	4.50%
377	MALT 2004-6 [10]	\$2,620,503	\$235,845	\$98,390	\$22,071		\$22,071	4.50%
378	MALT 2004-6 [2]	\$74,699	\$6,723	\$2,610	\$585		\$585	4.50%
379	MALT 2004-6 [3]	\$763,516	\$68,716	\$26,864	\$6,026		\$6,026	4.50%
380	MALT 2004-6 [4]	\$1,102,081	\$99,187	\$40,123	\$9,001		\$9,001	4.50%
381	MALT 2004-6 [5]	\$605,915	\$54,532	\$22,171	\$4,973		\$4,973	4.50%
382	MALT 2004-6 [6]	\$2,078,379	\$187,054	\$81,031	\$18,177		\$18,177	4.50%
383	MALT 2004-6 [7]	\$4,838,506	\$435,466	\$178,441	\$40,029		\$40,029	4.50%
384	MALT 2004-6 [8]	\$2,146,287	\$193,166	\$77,904	\$17,476		\$17,476	4.50%
385	MALT 2004-6 [9]	\$1,188,107	\$106,930	\$44,008	\$9,872		\$9,872	4.50%
386	MALT 2004-7 [1]	\$4,963,932	\$446,754	\$183,960	\$41,267		\$41,267	4.50%
387	MALT 2004-7 [10]	\$422,391	\$38,015	\$15,427	\$3,461		\$3,461	4.50%
388	MALT 2004-7 [2]	\$768,568	\$69,171	\$27,900	\$6,259		\$6,259	4.50%
389	MALT 2004-7 [3]	\$1,382,732	\$124,446	\$53,126	\$11,918		\$11,918	4.50%
390	MALT 2004-7 [4]	\$596,620	\$53,696	\$21,214	\$4,759		\$4,759	4.50%
391	MALT 2004-7 [5]	\$118,139	\$10,633	\$4,128	\$926		\$926	4.50%
392	MALT 2004-7 [6]	\$342,018	\$30,782	\$12,420	\$2,786		\$2,786	4.50%
393	MALT 2004-7 [7]	\$907,688	\$81,519	\$32,914	\$7,383		\$7,383	4.50%
394	MALT 2004-7 [8]	\$394,654	\$35,652	\$14,262	\$3,199		\$3,199	4.50%
395	MALT 2004-7 [9]	\$3,712,985	\$334,169	\$139,584	\$31,312		\$31,312	4.50%
396	MALT 2004-8 [1]	\$4,255,942	\$383,035	\$164,971	\$37,007		\$37,007	4.50%
397	MALT 2004-8 [2]	\$3,075,089	\$276,758	\$115,271	\$25,858		\$25,858	4.50%
398	MALT 2004-8 [3]	\$1,047,024	\$94,232	\$37,705	\$8,458		\$8,458	4.50%
399	MALT 2004-8 [4]	\$781,886	\$70,370	\$28,982	\$6,501		\$6,501	4.50%
400	MALT 2004-8 [5]	\$981,912	\$88,372	\$36,364	\$8,157		\$8,157	4.50%
401	MALT 2004-8 [6]	\$701,074	\$63,097	\$25,297	\$5,675		\$5,675	4.50%
402	MALT 2004-8 [7]	\$483,952	\$43,556	\$17,327	\$3,887		\$3,887	4.50%
403	MALT 2004-8 [8]	\$900,527	\$81,047	\$35,418	\$7,945		\$7,945	4.50%
404	MALT 2005-3 [1]	\$5,722,411	\$286,121	\$114,043	\$25,583		\$25,583	2.50%
405	MALT 2005-3 [2]	\$1,648,426	\$82,421	\$33,853	\$7,594		\$7,594	2.50%
406	MALT 2005-3 [3]	\$2,816,526	\$140,826	\$60,018	\$13,463		\$13,463	2.50%
407	MALT 2005-3 [4]	\$1,649,965	\$82,498	\$32,249	\$7,234		\$7,234	2.50%
408	MALT 2005-3 [5]	\$1,300,464	\$65,023	\$26,070	\$5,848		\$5,848	2.50%
409	MALT 2005-3 [6]	\$10,665,943	\$533,297	\$215,590	\$48,586		\$48,586	2.50%
410	MALT 2005-3 [7]	\$2,040,439	\$102,022	\$43,433	\$9,743		\$9,743	2.50%
411	MALT 2005-4 [1]	\$5,008,845	\$450,796	\$193,887	\$43,493		\$43,493	4.50%
412	MALT 2005-4 [2]	\$4,675,166	\$420,765	\$179,990	\$40,376		\$40,376	4.50%
413	MALT 2005-4 [3]	\$4,463,070	\$401,676	\$166,775	\$37,412		\$37,412	4.50%
414	MALT 2005-4 [4]	\$1,426,584	\$128,393	\$51,075	\$11,457		\$11,457	4.50%
415	MALT 2005-4 [5]	\$5,163,310	\$464,698	\$197,676	\$44,343		\$44,343	4.50%
416	MALT 2005-5 [1]	\$401,371	\$20,069	\$7,790	\$1,747		\$1,747	2.50%
417	MALT 2005-5 [2]	\$3,151,283	\$157,564	\$62,943	\$14,120		\$14,120	2.50%
418	MALT 2005-5 [3]	\$20,915,721	\$1,045,786	\$437,240	\$98,083		\$98,083	2.50%
419	MALT 2005-5 [4]	\$2,466,671	\$123,334	\$52,763	\$11,836		\$11,836	2.50%
420	MALT 2005-5 [5]	\$4,848,785	\$242,439	\$100,128	\$22,461		\$22,461	2.50%
421	MALT 2006-1 [Total]	\$39,940,754	\$289,161	\$98,398	\$44,146		\$44,146	0.72%
422	MALT 2007-HF1 [1]	\$4,875,690	\$234,152	\$80,089	\$35,932		\$35,932	4.80%
423	MALT 2007-HF1 [2]	\$21,423,537	\$1,028,851	\$355,604	\$159,541		\$159,541	4.80%
424	MALT 2007-HF1 [3]	\$3,493,536	\$164,893	\$56,475	\$25,337		\$25,337	4.80%
425	MALT 2007-HF1 [4]	\$30,547,035	\$1,467,001	\$502,523	\$225,456		\$225,456	4.80%
426	MALT 2007-HF1 [5]	\$3,424,738	\$164,471	\$56,898	\$25,527		\$25,527	4.80%
427	MARP 2005-1 [1A]	\$3,116,005	\$280,440	\$155,472	\$69,752		\$69,752	9.00%
428	MARP 2005-1 [1B]	\$8,534,564	\$768,111	\$425,864	\$191,063		\$191,063	9.00%
429	MARP 2005-1 [1C]	\$7,815,199	\$703,368	\$390,091	\$175,013		\$175,013	9.00%
430	MARP 2005-1 [1D]	\$5,771,741	\$519,457	\$288,054	\$129,235		\$129,235	9.00%
431	MARP 2005-1 [1E]	\$2,389,764	\$215,079	\$119,215	\$53,486		\$53,486	9.00%
432	MARP 2005-1 [1F]	\$1,885,178	\$169,666	\$94,206	\$42,206		\$42,206	9.00%

A	B	C	D	E	F	G	H	I
Name	Cohort	Net total Collateral Losses	Debtor's Attributable Portion of Net Collateral Losses	Losses Due to Breach	GMACM Claim	Insurer	GMACM Recognized Claim	GMACM Seller %
1								
433	MARP 2005-1 [2]	\$1,177,982	\$106,018	\$58,741	\$26,354		\$26,354	9.00%
434	MARP 2005-2 [POOL1_A]	\$34,606,315	\$308,714	\$171,155	\$76,788		\$76,788	0.89%
435	MARP 2005-2 [POOL1_B]	\$5,216,957	\$46,539	\$25,770	\$11,562		\$11,562	0.89%
436	MARP 2005-2 [POOL1_C]	\$2,664,648	\$23,771	\$13,170	\$5,909		\$5,909	0.89%
437	MARP 2005-2 [POOL1_D]	\$1,867,260	\$16,657	\$9,234	\$4,143		\$4,143	0.89%
438	MARP 2005-2 [POOL2]	\$2,116,394	\$18,880	\$10,472	\$4,698		\$4,698	0.89%
439	MARP 2006-1 [1_1]	\$29,350,392	\$50,882	\$28,352	\$12,720		\$12,720	0.17%
440	MARP 2006-1 [1_234]	\$9,640,696	\$16,713	\$9,313	\$4,178		\$4,178	0.17%
441	MARP 2006-1 [1]	\$847,986	\$1,470	\$819	\$368		\$368	0.17%
442	MARP 2006-2 [1]	\$33,429,970	\$1,478,572	\$823,856	\$369,621		\$369,621	4.42%
443	MARP 2006-2 [2]	\$636,005	\$28,130	\$15,675	\$7,033		\$7,033	4.42%
444	MASTR 2002-7 [1]	\$132,802	\$7,716	\$2,365	\$1,061		\$1,061	5.81%
445	MASTR 2002-7 [2]	\$510,491	\$29,659	\$6,254	\$2,806		\$2,806	5.81%
446	MASTR 2002-7 [3]	\$58,053	\$3,373	\$1,034	\$464		\$464	5.81%
447	MASTR 2003-2 [ONE]	\$93,832	\$8,445	\$3,113	\$1,397		\$1,397	9.00%
448	MASTR 2003-2 [THREE]	\$96,997	\$8,730	\$4,009	\$1,799		\$1,799	9.00%
449	MASTR 2003-2 [TWO]	\$236,011	\$21,241	\$6,522	\$2,926		\$2,926	9.00%
450	MASTR 2003-4 [EIGHT]	\$40,866	\$155	\$71	\$32		\$32	0.38%
451	MASTR 2003-4 [FIVE]	\$105,370	\$400	\$133	\$60		\$60	0.38%
452	MASTR 2003-4 [FOUR]	\$59,845	\$227	\$105	\$47		\$47	0.38%
453	MASTR 2003-4 [ONE]	\$43,095	\$164	\$75	\$34		\$34	0.38%
454	MASTR 2003-4 [SIX]	\$395,663	\$1,504	\$691	\$310		\$310	0.38%
455	MASTR 2003-4 [THREE]	\$28,064	\$107	\$49	\$22		\$22	0.38%
456	MASTR 2003-4 [TWO]	\$125,915	\$478	\$220	\$99		\$99	0.38%
457	MASTR 2004-1 [1]	\$597,293	\$3,756	\$29,137	\$13,072		\$13,072	9.00%
458	MASTR 2004-1 [2]	\$12,151	\$1,094	\$654	\$293		\$293	9.00%
459	MASTR 2004-1 [3]	\$167,481	\$15,073	\$9,011	\$4,043		\$4,043	9.00%
460	MASTR 2004-1 [4]	\$98,270	\$8,844	\$5,287	\$2,372		\$2,372	9.00%
461	MASTR 2004-1 [5]	\$425,699	\$38,313	\$21,200	\$9,552		\$9,552	9.00%
462	MASTR 2004-10 [1]	\$133,867	\$12,048	\$7,203	\$3,231		\$3,231	9.00%
463	MASTR 2004-10 [2]	\$157,957	\$14,216	\$8,499	\$3,813		\$3,813	9.00%
464	MASTR 2004-10 [3]	\$135,674	\$12,211	\$7,296	\$3,273		\$3,273	9.00%
465	MASTR 2004-10 [4]	\$161,112	\$14,500	\$8,669	\$3,889		\$3,889	9.00%
466	MASTR 2004-10 [5]	\$481,117	\$43,301	\$20,832	\$9,346		\$9,346	9.00%
467	MASTR 2004-10 [6]	\$244,873	\$22,039	\$10,711	\$4,806		\$4,806	9.00%
468	MASTR 2004-11 [1]	\$199,381	\$16,024	\$8,116	\$3,641		\$3,641	8.04%
469	MASTR 2004-11 [2]	\$179,597	\$14,434	\$8,629	\$3,871		\$3,871	8.04%
470	MASTR 2004-11 [3]	\$397,223	\$31,924	\$14,532	\$6,520		\$6,520	8.04%
471	MASTR 2004-11 [4]	\$1,041,153	\$83,676	\$41,420	\$18,583		\$18,583	8.04%
472	MASTR 2004-11 [5]	\$633,868	\$50,943	\$27,332	\$12,262		\$12,262	8.04%
473	MASTR 2004-3 [1]	\$80,694	\$7,262	\$4,342	\$1,948		\$1,948	9.00%
474	MASTR 2004-3 [2]	\$157,523	\$943	\$423	\$423		\$423	9.00%
475	MASTR 2004-3 [3]	\$181,588	\$16,343	\$9,770	\$4,383		\$4,383	9.00%
476	MASTR 2004-3 [4]	\$429,194	\$38,627	\$21,037	\$9,438		\$9,438	9.00%
477	MASTR 2004-3 [5]	\$17,523	\$1,577	\$943	\$423		\$423	9.00%
478	MASTR 2004-4 [ONE1]	\$112,309	\$2,976	\$1,779	\$798		\$798	2.65%
479	MASTR 2004-4 [ONE2]	\$112,199	\$2,973	\$1,778	\$797		\$797	2.65%
480	MASTR 2004-4 [ONE3]	\$6,633	\$176	\$105	\$47		\$47	2.65%
481	MASTR 2004-4 [THREE]	\$27,979	\$741	\$443	\$199		\$199	2.65%

A	B	C	D	E	F	G	H	I
Name	Cohort	Net total Collateral Losses	Debtor's Attributable Portion of Net Collateral Losses	Losses Due to Breach	GMACM Claim	Insurer	GMACM Recognized Claim	GMACM Seller %
1								
482	MASTR 2004-4 [TWO]	\$614,187	\$16,276	\$7,904	\$3,546		\$3,546	2.65%
483	MASTR 2004-5 [1]	\$816,208	\$26,873	\$13,945	\$6,256		\$6,256	3.29%
484	MASTR 2004-5 [2]	\$149,905	\$4,936	\$2,951	\$1,324		\$1,324	3.29%
485	MASTR 2004-6 [1]	\$278,696	\$7,803	\$4,665	\$2,093		\$2,093	2.80%
486	MASTR 2004-6 [2A]	\$288,103	\$8,067	\$4,312	\$1,935		\$1,935	2.80%
487	MASTR 2004-6 [2B]	\$205,871	\$5,764	\$3,261	\$1,463		\$1,463	2.80%
488	MASTR 2004-6 [3]	\$361,969	\$10,135	\$4,916	\$2,206		\$2,206	2.80%
489	MASTR 2004-6 [4]	\$189,702	\$5,312	\$3,175	\$1,425		\$1,425	2.80%
490	MASTR 2004-6 [5]	\$276,728	\$7,748	\$4,632	\$2,078		\$2,078	2.80%
491	MASTR 2004-6 [6]	\$137,108	\$3,839	\$2,295	\$1,030		\$1,030	2.80%
492	MASTR 2004-6 [7]	\$296,394	\$8,299	\$4,961	\$2,226		\$2,226	2.80%
493	MASTR 2004-9 [1]	\$63,233	\$3,762	\$2,249	\$1,009		\$1,009	5.95%
494	MASTR 2004-9 [2]	\$1,373,635	\$81,731	\$39,841	\$17,875		\$17,875	5.95%
495	MASTR 2004-9 [3]	\$271,308	\$16,143	\$9,651	\$4,330		\$4,330	5.95%
496	MASTR 2004-9 [4]	\$427,878	\$25,459	\$12,524	\$5,619		\$5,619	5.95%
497	MASTR 2004-9 [5]	\$44,948	\$2,674	\$1,599	\$717		\$717	5.95%
498	MASTR 2004-9 [6]	\$94,639	\$5,631	\$3,366	\$1,510		\$1,510	5.95%
499	MASTR 2004-9 [7]	\$42,169	\$2,509	\$1,500	\$673		\$673	5.95%
500	MASTR 2004-9 [8]	\$157,892	\$9,395	\$5,616	\$2,520		\$2,520	5.95%
501	MLMI 2003-A2 [FOUR]	\$435,763	\$22,261	\$5,509	\$2,472		\$2,472	5.11%
502	MLMI 2003-A2 [ONE]	\$259,220	\$13,242	\$4,839	\$2,171		\$2,171	5.11%
503	MLMI 2003-A2 [THREE]	\$449,911	\$22,983	\$10,565	\$4,740		\$4,740	5.11%
504	MLMI 2003-A2 [TWO]	\$93,524	\$4,778	\$2,196	\$985		\$985	5.11%
505	MLMI 2003-A4 [1]	\$1,799,575	\$215,300	\$55,354	\$24,834		\$24,834	11.96%
506	MLMI 2003-A4 [2]	\$236,366	\$28,279	\$12,047	\$5,405		\$5,405	11.96%
507	MLMI 2003-A4 [3]	\$166,825	\$19,959	\$8,684	\$3,896		\$3,896	11.96%
508	MLMI 2003-A4 [4]	\$59,820	\$7,157	\$3,290	\$1,476		\$1,476	11.96%
509	MLMI 2005-A6 [1]	\$58,935,786	\$2,946,789	\$1,266,308	\$568,126		\$568,126	5.00%
510	MLMI 2005-A6 [2]	\$81,813,332	\$4,090,667	\$1,755,805	\$787,738		\$787,738	5.00%
511	MSSTR 2005-2 [FIVE]	\$78,709	\$1,078	\$645	\$289		\$289	1.37%
512	MSSTR 2005-2 [FOUR]	\$248,869	\$3,410	\$1,836	\$824		\$824	1.37%
513	MSSTR 2005-2 [ONE/TWO]	\$1,151,072	\$15,770	\$7,978	\$3,579		\$3,579	1.37%
514	MSSTR 2005-2 [THREE]	\$387,723	\$5,312	\$3,161	\$1,418		\$1,418	1.37%
515	RBSGC 2005-A [1]	\$1,937,065	\$174,336	\$71,062	\$15,941		\$15,941	4.50%
516	RBSGC 2005-A [2]	\$12,389,758	\$1,115,078	\$450,332	\$101,020		\$101,020	4.50%
517	RBSGC 2005-A [3]	\$10,077,956	\$907,016	\$385,491	\$86,475		\$86,475	4.50%
518	RBSGC 2005-A [4]	\$4,265,948	\$383,935	\$158,056	\$35,456		\$35,456	4.50%
519	RBSGC 2005-A [5]	\$4,996,566	\$449,691	\$193,859	\$43,487		\$43,487	4.50%
520	RBSGC 2007-B [1]	\$92,699,545	\$104,962	\$35,814	\$16,068		\$16,068	0.11%
521	RBSGC 2007-B [2]	\$3,256,816	\$3,688	\$1,264	\$567		\$567	0.11%
522	RBSGC 2007-B [3]	\$6,702,194	\$7,589	\$2,523	\$1,132		\$1,132	0.11%
523	SACO 2007-1 [1A]	\$21,616,008	\$1,080,800	\$567,433	\$254,578		\$254,578	5.00%
524	SACO 2007-1 [1F]	\$113,758,896	\$5,687,945	\$2,972,443	\$1,333,580		\$1,333,580	5.00%
525	SACO 2007-1 [2A]	\$5,622,055	\$281,103	\$147,951	\$66,378		\$66,378	5.00%
526	SACO 2007-1 [2F]	\$40,116,923	\$2,005,846	\$1,051,016	\$471,536		\$471,536	5.00%
527	SAIL 2006-2 [A]	\$315,828,955	\$2,463,466	\$1,369,181	\$614,280		\$614,280	0.78%
528	SAIL 2006-2 [F]	\$98,460,981	\$767,996	\$426,756	\$191,463		\$191,463	0.78%
529	SARM 2004-4 [1AX]	\$1,309,089	\$729	\$311	\$140		\$140	0.06%
530	SARM 2004-4 [1PAX]	\$1,584,710	\$882	\$364	\$164		\$164	0.06%
531	SARM 2004-4 [2AX]	\$5,347,991	\$2,977	\$1,221	\$548		\$548	0.06%
532	SARM 2004-4 [2PAX]	\$2,744,710	\$1,528	\$624	\$280		\$280	0.06%
533	SARM 2004-4 [3AX]	\$15,927,535	\$8,865	\$3,633	\$1,630		\$1,630	0.06%
534	SARM 2004-4 [3PAX]	\$6,812,790	\$3,792	\$1,523	\$683		\$683	0.06%
535	SARM 2004-4 [4AX]	\$1,433,403	\$798	\$312	\$140		\$140	0.06%

A	B	C	D	E	F	G	H	I
Name	Cohort	Net total Collateral Losses	Debtor's Attributable Portion of Net Collateral Losses	Losses Due to Breach	GMACM Claim	Insurer	GMACM Recognized Claim	GMACM Seller %
1								
536	SARM 2004-4 [4PAX]	\$1,209,370	\$673	\$263	\$118		\$118	0.06%
537	SARM 2004-4 [5AX]	\$861,765	\$480	\$186	\$84		\$84	0.06%
538	SARM 2004-4 [5PAX]	\$829,129	\$461	\$179	\$80		\$80	0.06%
539	SASC 2001-8A [FOUR]	\$69,946	\$6,295	\$1,929	\$866		\$866	9.00%
540	SASC 2001-8A [ONE]	\$376,193	\$33,857	\$5,626	\$2,524		\$2,524	9.00%
541	SASC 2001-8A [THREE]	\$17,693	\$1,592	\$358	\$160		\$160	9.00%
542	SASC 2001-8A [TWO]	\$34,679	\$3,121	\$468	\$210		\$210	9.00%
543	SASC 2002-12 [1]	\$7,334	\$660	\$99	\$44	LEHMAN (Financial Guaranty)/FHLMC (Pool Policy) - Insurer Exception	\$44	9.00%
544	SASC 2002-12 [2]	\$442,505	\$39,825	\$5,974	\$2,680	LEHMAN (Financial Guaranty)/FHLMC (Pool Policy) - Insurer Exception	\$2,680	9.00%
545	SASC 2002-12 [3]	\$41,941	\$3,775	\$566	\$254	LEHMAN (Financial Guaranty)/FHLMC (Pool Policy) - Insurer Exception	\$254	9.00%
546	SASC 2002-12 [4]	\$461,814	\$41,563	\$6,235	\$2,797	LEHMAN (Financial Guaranty)/FHLMC (Pool Policy) - Insurer Exception	\$2,797	9.00%
547	SASC 2002-4H [1]	\$3,122,336	\$620,096	\$178,872	\$80,251		\$80,251	19.86%
548	SASC 2002-4H [2]	\$7,544	\$1,498	\$417	\$187		\$187	19.86%
549	SASC 2005-RF1 [Total]	\$18,396,671	\$1,655,700	\$918,144	\$411,923		\$411,923	9.00%
550	SASC 2005-RF2 [Total]	\$15,456,095	\$1,391,049	\$770,853	\$345,841		\$345,841	9.00%
551	SASC 2005-RF4 [Total]	\$24,615,331	\$2,215,380	\$1,229,652	\$551,680		\$551,680	9.00%
552	SASC 2005-RF6 [Total]	\$12,269,204	\$1,104,228	\$612,965	\$275,005		\$275,005	9.00%
553	SASC 2005-S7 [Total]	\$177,035,883	\$15,933,229	\$6,182,751	\$2,773,877	United Guaranty (Pool Policy)	\$2,773,877	9.00%
554	SASC 2006-BC2 [1A]	\$153,649,039	\$1,383,285	\$768,919	\$344,974		\$344,974	9.00%
555	SASC 2006-BC2 [1F]	\$69,600,333	\$626,631	\$348,409	\$156,313		\$156,313	9.00%
556	SASC 2006-BC2 [2A]	\$159,700,421	\$1,437,765	\$799,118	\$358,522		\$358,522	9.00%
557	SASC 2006-BC2 [2F]	\$72,420,451	\$651,993	\$362,568	\$162,665		\$162,665	9.00%
558	SASC 2008-RF1 [Total]	\$22,474,726	\$1,123,736	\$585,612	\$262,734		\$262,734	5.00%
559	SASCO 2002-9 [2FR]	\$1,312	\$10	\$3	\$1		\$1	0.80%
560	SASCO 2002-9 [2L]	\$332	\$3	\$1	\$0		\$0	0.80%
561	SASCO 2002-9 [A1-MI]	\$824,407	\$6,595	\$1,463	\$656		\$656	0.80%
562	SASCO 2002-9 [A1-NOMI]	\$811,230	\$6,490	\$1,469	\$659		\$659	0.80%
563	SASCO 2002-9 [B1-MI]	\$225,011	\$1,800	\$397	\$178		\$178	0.80%
564	SASCO 2002-9 [B1-NOMI]	\$906,481	\$7,252	\$1,627	\$730		\$730	0.80%
565	SAS1 1993-6 [QT1]	\$297,737	\$26,796	\$2,010	\$451	GEMICO (Pool Policy)	\$451	4.50%
566	SAS1 1993-6 [CWFI]	\$408,373	\$36,754	\$2,757	\$619	GEMICO (Pool Policy)	\$619	4.50%
567	SAS1 1993-6 [GEC1]	\$134,479	\$12,103	\$908	\$204	GEMICO (Pool Policy)	\$204	4.50%
568	SAS1 1993-6 [HT2]	\$294,598	\$26,514	\$1,998	\$448		\$448	4.50%
569	SAS1 1993-6 [HT3]	\$527,944	\$47,515	\$3,576	\$802	GEMICO (Pool Policy)/FSA - Insurer Exception	\$802	4.50%
570	SAS1 1993-6 [HT4]	\$264,173	\$23,776	\$1,783	\$400		\$400	4.50%
571	SAS1 1993-6 [HT5]	\$139,669	\$13,669	\$952	\$214		\$214	4.50%
572	SAS1 1993-6 [SASC3]	\$2,041,944	\$183,775	\$13,833	\$3,103	GEMICO (Pool Policy)/FSA - Insurer Exception	\$3,103	4.50%
573	SEMT 2004-10 [1]	\$4,908,266	\$20,872	\$110,861	\$24,869		\$24,869	4.50%
574	SEMT 2004-10 [2]	\$3,477,050	\$156,467	\$77,732	\$17,437		\$17,437	4.50%
575	SEMT 2004-11 [1]	\$4,686,120	\$135,897	\$69,614	\$15,616		\$15,616	2.90%
576	SEMT 2004-11 [2]	\$917,875	\$36,618	\$13,393	\$3,004		\$3,004	2.90%
577	SEMT 2004-11 [3]	\$1,316,313	\$38,173	\$20,242	\$4,541		\$4,541	2.90%
578	SEMT 2004-12 [1]	\$4,758,130	\$295,004	\$148,902	\$33,402		\$33,402	3.10%
579	SEMT 2004-12 [2]	\$1,959,642	\$121,498	\$60,509	\$13,574		\$13,574	3.10%
580	SEMT 2004-12 [3]	\$743,687	\$46,109	\$27,565	\$6,183		\$6,183	3.10%
581	SEMT 2004-4 [Total]	\$6,293,703	\$249,860	\$127,733	\$28,654		\$28,654	1.99%
582	SEMT 2004-5 [1]	\$3,349,661	\$301,469	\$155,376	\$34,854		\$34,854	4.50%
583	SEMT 2004-5 [2A]	\$1,114,087	\$100,268	\$54,710	\$12,273		\$12,273	4.50%
584	SEMT 2004-5 [2B]	\$573,706	\$51,634	\$26,621	\$5,972		\$5,972	4.50%
585	SEMT 2004-6 [1]	\$4,262,473	\$356,769	\$170,343	\$38,212		\$38,212	4.19%
586	SEMT 2004-6 [2A]	\$1,092,058	\$91,405	\$51,617	\$11,579		\$11,579	4.19%

	A	B	C	D	E	F	G	H	I
	Name	Cohort	Net total Collateral Losses	Debtor's Attributable Collateral Losses	Portion of Net Losses Due to Breach	GMACM Claim	Insurer	GMACM Recognized Claim	GMACM Seller %
1									
587	SEMT 2004-6 [2B]	Prime 2004	\$371,776	\$371,118	\$17,267	\$3,873		\$3,873	4.19%
588	SEMT 2004-6 [3]	Prime 2004	\$891,482	\$74,617	\$9,206	\$9,206		\$9,206	4.19%
589	SEMT 2004-7 [1]	Prime 2004	\$3,202,518	\$282,142	\$148,566	\$33,327		\$33,327	4.41%
590	SEMT 2004-7 [2]	Prime 2004	\$2,569,941	\$26,412	\$119,449	\$26,795		\$26,795	4.41%
591	SEMT 2004-7 [3]	Prime 2004	\$1,434,948	\$126,419	\$69,746	\$15,646		\$15,646	4.41%
592	SEMT 2004-8 [1A]	Prime 2004	\$2,322,790	\$180,469	\$94,533	\$21,206		\$21,206	3.88%
593	SEMT 2004-8 [1B]	Prime 2004	\$1,600,920	\$124,383	\$62,508	\$14,022		\$14,022	3.88%
594	SEMT 2004-8 [2]	Prime 2004	\$3,739,595	\$290,548	\$148,836	\$33,388		\$33,388	3.88%
595	SEMT 2004-9 [1]	Prime 2004	\$5,430,098	\$488,709	\$258,996	\$58,099		\$58,099	4.50%
596	SEMT 2004-9 [2]	Prime 2004	\$3,231,985	\$290,879	\$146,504	\$32,864		\$32,864	4.50%
597	SEMT 2005-1 [1]	Prime 2005	\$3,965,273	\$356,875	\$193,681	\$43,447		\$43,447	4.50%
598	SEMT 2005-1 [2]	Prime 2005	\$1,899,189	\$170,927	\$82,809	\$18,576		\$18,576	4.50%
599	SEMT 2005-3 [Total]	ALTA 2005	\$11,878,947	\$534,553	\$214,656	\$48,152		\$48,152	4.50%
600	SEMT 2005-4 [1]	Prime 2005	\$2,017,483	\$47,414	\$28,342	\$12,716		\$12,716	2.35%
601	SEMT 2005-4 [2]	Prime 2005	\$3,406,487	\$80,058	\$45,872	\$20,580		\$20,580	2.35%
602	SEMT 2007-1 [1]	Prime 2007	\$4,256,044	\$140,875	\$50,429	\$11,312		\$11,312	1.66%
603	SEMT 2007-1 [2]	Prime 2007	\$46,470,169	\$1,538,163	\$553,937	\$124,261		\$124,261	1.66%
604	SEMT 2007-1 [3]	Prime 2007	\$5,579,093	\$184,668	\$66,270	\$14,866		\$14,866	1.66%
605	SEMT 2007-1 [4]	Prime 2007	\$8,807,137	\$291,516	\$104,039	\$23,338		\$23,338	1.66%
606	SEMT 2007-1 [5]	Prime 2007	\$11,572,514	\$383,050	\$137,112	\$30,757		\$30,757	1.66%
607	SEMT 2007-2 [1]	Prime 2007	\$33,910,589	\$1,693,851	\$596,292	\$133,763		\$133,763	2.50%
608	SEMT 2007-2 [2A]	Prime 2007	\$28,986,949	\$1,447,913	\$523,111	\$117,346		\$117,346	2.50%
609	SEMT 2007-2 [2B]	Prime 2007	\$14,374,170	\$717,997	\$257,667	\$57,801		\$57,801	2.50%
610	SEMT 2007-3 [1]	Prime 2007	\$23,032,570	\$1,152,628	\$407,876	\$91,496		\$91,496	2.50%
611	SEMT 2007-3 [2A]	Prime 2007	\$20,762,575	\$1,038,129	\$374,833	\$84,084		\$84,084	2.50%
612	SEMT 2007-3 [2B]	Prime 2007	\$11,161,856	\$558,093	\$202,054	\$45,325		\$45,325	2.50%
613	SEMT 2007-3 [2C]	Prime 2007	\$6,570,995	\$28,550	\$118,012	\$26,473		\$26,473	2.50%
614	SEMT 2007-4 [1]	Prime 2007	\$3,515,624	\$175,781	\$62,106	\$13,932		\$13,932	2.50%
615	SEMT 2007-4 [2]	Prime 2007	\$502,778	\$25,139	\$9,011	\$2,021		\$2,021	2.50%
616	SEMT 2007-4 [3]	Prime 2007	\$9,255,769	\$462,788	\$167,178	\$37,502		\$37,502	2.50%
617	SEMT 2007-4 [4]	Prime 2007	\$3,066,130	\$153,307	\$54,779	\$12,288		\$12,288	2.50%
618	SEMT 2007-4 [5]	Prime 2007	\$1,996,714	\$99,836	\$35,520	\$7,968		\$7,968	2.50%
619	STAC 2007-1 [Total]	CEIS 2007	\$90,453,636	\$4,522,662	\$2,390,288	\$536,199	XL	\$0	2.50%
620	TWTS 2005-11 [1A]	Second Lien 2005	\$152,143,074	\$13,692,877	\$7,446,816	\$1,670,498		\$1,670,498	4.50%
621	TWTS 2005-11 [1B]	Second Lien 2005	\$16,793,870	\$1,511,448	\$821,610	\$184,307		\$184,307	4.50%
622	TWTS 2005-11 [2A]	Second Lien 2005	\$64,478,026	\$5,803,022	\$3,174,218	\$712,053		\$712,053	4.50%
623	TWTS 2005-11 [2B]	Second Lien 2005	\$16,004,638	\$1,440,417	\$788,492	\$176,878		\$176,878	4.50%
624	TWTS 2005-13SL [2]	Second Lien 2005	\$11,452,424	\$1,030,718	\$534,001	\$119,789	FOIC	\$119,789	4.50%
625			<b>\$12,257,417,470</b>	<b>\$933,012,078</b>	<b>\$371,330,508</b>	<b>\$138,454,874</b>		<b>\$132,176,369</b>	

**Schedule 3R**



A	B	C	D	E	F	G	H	I
		Net Total Collateral Losses	Debtor's Attributable Portion of Net Collateral Losses	Losses Due to Breach	RFC Claim	Insurer	RFC Recognized Claim	RFC Seller %
1	Name	Cohort						
2	ARMT 2004-5 [1]	ALT-A 2004	\$2,865,881	\$257,929	\$114,320	\$25,645	\$25,645	4.50%
3	ARMT 2004-5 [2]	ALT-A 2004	\$8,036,747	\$723,307	\$296,478	\$66,507	\$66,507	4.50%
4	ARMT 2004-5 [3]	ALT-A 2004	\$5,787,717	\$520,895	\$216,714	\$47,717	\$47,717	4.50%
5	ARMT 2004-5 [4]	ALT-A 2004	\$5,572,235	\$501,501	\$198,729	\$44,580	\$44,580	4.50%
6	ARMT 2004-5 [5]	ALT-A 2004	\$6,707,818	\$603,704	\$269,447	\$60,443	\$60,443	4.50%
7	ARMT 2004-5 [6]	ALT-A 2004	\$9,091,981	\$818,278	\$353,801	\$79,366	\$79,366	4.50%
8	ARMT 2004-5 [7A]	ALT-A 2004	\$6,451,231	\$580,611	\$259,879	\$58,297	\$58,297	4.50%
9	ARMT 2004-5 [7B]	ALT-A 2004	\$11,295,496	\$1,016,595	\$453,430	\$101,715	\$101,715	4.50%
10	ARMT 2005-1 [1]	ALT-A 2005	\$6,080,686	\$547,262	\$234,375	\$52,576	\$52,576	4.50%
11	ARMT 2005-1 [2]	ALT-A 2005	\$13,072,540	\$1,176,529	\$472,714	\$106,041	\$106,041	4.50%
12	ARMT 2005-1 [3]	ALT-A 2005	\$7,465,549	\$671,899	\$293,755	\$65,896	\$65,896	4.50%
13	ARMT 2005-1 [4]	ALT-A 2005	\$13,142,774	\$1,182,850	\$499,137	\$111,968	\$111,968	4.50%
14	ARMT 2005-1 [51]	ALT-A 2005	\$9,853,270	\$886,794	\$395,392	\$88,696	\$88,696	4.50%
15	ARMT 2005-1 [52]	ALT-A 2005	\$21,770,428	\$1,959,338	\$863,938	\$193,802	\$193,802	4.50%
16	ARMT 2005-10 [1]	ALT-A 2005	\$10,702,109	\$963,190	\$405,959	\$91,066	\$91,066	4.50%
17	ARMT 2005-10 [2]	ALT-A 2005	\$30,610,085	\$2,754,908	\$1,156,765	\$259,490	\$259,490	4.50%
18	ARMT 2005-10 [3]	ALT-A 2005	\$29,763,712	\$2,678,734	\$1,097,098	\$246,105	\$246,105	4.50%
19	ARMT 2005-10 [4]	ALT-A 2005	\$18,143,593	\$1,632,923	\$699,953	\$157,016	\$157,016	4.50%
20	ARMT 2005-10 [5]	ALT-A 2005	\$66,504,968	\$5,985,447	\$2,652,842	\$595,096	\$595,096	4.50%
21	ARMT 2005-10 [6]	ALT-A 2005	\$6,870,091	\$618,308	\$262,190	\$58,816	\$58,816	4.50%
22	ARMT 2005-11 [1]	ALT-A 2005	\$6,741,236	\$606,711	\$264,034	\$59,229	\$59,229	4.50%
23	ARMT 2005-11 [2]	ALT-A 2005	\$34,391,270	\$3,095,214	\$1,321,417	\$296,425	\$296,425	4.50%
24	ARMT 2005-11 [3]	ALT-A 2005	\$15,741,682	\$1,416,751	\$589,438	\$132,225	\$132,225	4.50%
25	ARMT 2005-11 [4]	ALT-A 2005	\$83,082,789	\$7,477,451	\$3,231,419	\$724,884	\$724,884	4.50%
26	ARMT 2005-11 [5]	ALT-A 2005	\$70,901,103	\$6,381,099	\$2,815,446	\$631,572	\$631,572	4.50%
27	BAFC 2005-3 [1]	Prime 2005	\$3,157,294	\$135,809	\$74,842	\$33,578	\$33,578	4.30%
28	BAFC 2005-3 [2A]	Prime 2005	\$114,250	\$4,914	\$2,938	\$1,318	\$1,318	4.30%
29	BAFC 2005-3 [2B]	Prime 2005	\$95,437	\$4,105	\$2,454	\$1,101	\$1,101	4.30%
30	BAFC 2005-3 [2C]	Prime 2005	\$291,282	\$12,529	\$7,490	\$3,361	\$3,361	4.30%
31	BAFC 2005-4 [1]	Prime 2005	\$1,389,038	\$87,509	\$49,537	\$22,225	\$22,225	6.30%
32	BAFC 2005-4 [2]	Prime 2005	\$2,791,134	\$175,841	\$96,611	\$43,344	\$43,344	6.30%
33	BAFC 2005-5 [1]	Prime 2005	\$3,434,972	\$557,152	\$296,778	\$133,149	\$133,149	16.22%
34	BAFC 2005-5 [2]	Prime 2005	\$4,582,970	\$743,358	\$383,141	\$171,895	\$171,895	16.22%
35	BAFC 2005-5 [3]	Prime 2005	\$1,950,683	\$316,401	\$165,859	\$74,412	\$74,412	16.22%
36	BAFC 2005-6 [1]	Prime 2005	\$6,275,483	\$918,103	\$469,068	\$91,486	\$91,486	6.36%
37	BAFC 2005-6 [2]	Prime 2005	\$7,725,474	\$1,130,237	\$563,719	\$109,946	\$109,946	6.36%
38	BAFC 2005-7 [1]	Prime 2005	\$5,630,681	\$146,398	\$74,090	\$33,240	\$33,240	2.60%
39	BAFC 2005-7 [2]	Prime 2005	\$5,739,643	\$149,231	\$74,033	\$33,215	\$33,215	2.60%
40	BAFC 2005-7 [3]	Prime 2005	\$5,582,041	\$145,133	\$76,803	\$34,457	\$34,457	2.60%
41	BAFC 2005-7 [4]	Prime 2005	\$3,861,489	\$100,399	\$52,907	\$23,736	\$23,736	2.60%
42	BAFC 2005-8 [1]	Prime 2005	\$2,842,891	\$519,680	\$257,911	\$58,235	\$58,235	9.20%
43	BAFC 2005-8 [2]	Prime 2005	\$7,195,865	\$1,315,404	\$691,122	\$156,053	\$156,053	9.20%
44	BAFC 2005-8 [3]	Prime 2005	\$1,328,402	\$242,832	\$122,362	\$27,629	\$27,629	9.20%
45	BAFC 2005-8 [4]	Prime 2005	\$6,760,354	\$1,235,793	\$618,177	\$139,582	\$139,582	9.20%
46	BAFC 2006-1 [1]	ALT-A 2006	\$20,430,173	\$1,618,070	\$542,291	\$117,962	\$117,962	3.84%
47	BAFC 2006-1 [2]	ALT-A 2006	\$11,370,616	\$900,553	\$302,457	\$65,792	\$65,792	3.84%
48	BAFC 2006-1 [3]	ALT-A 2006	\$11,009,803	\$871,976	\$293,888	\$63,928	\$63,928	3.84%
49	BAFC 2006-5 [1]	Prime 2006	\$12,988,677	\$649,434	\$234,012	\$52,495	\$52,495	2.50%
50	BAFC 2006-5 [2]	Prime 2006	\$3,096,225	\$154,811	\$55,701	\$12,495	\$12,495	2.50%
51	BAFC 2006-5 [3]	Prime 2006	\$4,985,845	\$249,292	\$89,921	\$20,171	\$20,171	2.50%
52	BAFC 2006-5 [4]	Prime 2006	\$12,969,503	\$648,475	\$232,499	\$52,155	\$52,155	2.50%
53	BALTA 2005-4 [I]	ALT-A 2005	\$40,360,845	\$257,319	\$111,676	\$2,293	\$2,293	0.03%
54	BALTA 2005-4 [II]	ALT-A 2005	\$21,587,644	\$137,631	\$59,437	\$1,220	\$1,220	0.03%
55	BALTA 2005-4 [I2]	ALT-A 2005	\$15,573,544	\$99,289	\$42,498	\$873	\$873	0.03%
56	BALTA 2005-4 [I3]	ALT-A 2005	\$124,064,736	\$790,971	\$333,975	\$6,857	\$6,857	0.03%
57	BALTA 2005-4 [I4]	ALT-A 2005	\$8,986,500	\$57,293	\$23,409	\$481	\$481	0.03%
58	BALTA 2005-4 [I5]	ALT-A 2005	\$8,181,787	\$52,163	\$20,991	\$431	\$431	0.03%

A	B	C	D	E	F	G	H	I
Name	Cohort	Net Total Collateral Losses	Debtor's Attributable Portion of Net Collateral Losses	Losses Due to Breach	RFC Claim	Insurer	RFC Recognized Claim	RFC Seller %
1								
59	BSSLT 2007-SV1A							
	[Total]	\$525,306,659	\$26,265,333	\$13,848,235	\$3,106,489	XL - Insurer Exception	\$3,106,489	2.50%
60	CARR 2006-RFC1							
	[A_2YR]	\$174,666,031	\$174,666,031	\$97,100,470	\$43,563,903		\$43,563,903	100.00%
61	CARR 2006-RFC1							
	[A_3YR]	\$27,826,914	\$27,826,914	\$15,476,142	\$6,943,336		\$6,943,336	100.00%
62	CARR 2006-RFC1 [F]							
	[LA_1]	\$34,351,720	\$34,351,720	\$19,112,196	\$8,574,643		\$8,574,643	100.00%
63	CARR 2007-RFC1							
	[LA_2]	\$219,949,374	\$219,949,374	\$122,310,482	\$54,874,316		\$54,874,316	100.00%
64	CARR 2007-RFC1							
	[LA_2]	\$51,104,674	\$51,104,674	\$28,431,258	\$12,755,619		\$12,755,619	100.00%
65	CARR 2007-RFC1 [2F]							
	[FIVE]	\$70,320,717	\$70,320,717	\$39,129,645	\$17,555,425	FNMA/FNMA (Agency Wrap)	\$17,555,425	100.00%
66	FNR 2002-66 [FIVE]							
	[FOUR]	\$3,342,601	\$300,834	\$80,464	\$18,050		\$0	4.50%
67	FNR 2002-66 [FOUR]							
	[ONE]	\$5,410,998	\$486,990	\$132,019	\$29,615	FNMA/FNMA (Agency Wrap)	\$0	4.50%
68	FNR 2002-66 [ONE]							
	[HELL]	\$6,746,831	\$607,215	\$130,877	\$29,359	FNMA/FNMA (Agency Wrap)	\$0	4.50%
69	[Total]							
		\$4,473,052	\$223,653	\$109,816	\$24,634	MBIA	\$0	2.50%
70	HALO 2007-AR2 [I]							
	[ALT-A 2007]	\$3,666,399	\$12,194	\$4,151	\$1,863		\$1,863	0.33%
71	HALO 2007-AR2 [II]							
	[ALT-A 2007]	\$57,031,784	\$189,684	\$65,148	\$29,229		\$29,229	0.33%
72	HALO 2007-AR2 [III]							
	[ALT-A 2007]	\$17,955,461	\$59,719	\$20,226	\$9,074		\$9,074	0.33%
73	HALO 2007-AR2 [IV]							
	[ALT-A 2007]	\$12,421,672	\$41,314	\$13,997	\$6,280		\$6,280	0.33%
74	HVMLT 2007-2 [1]							
	[Pay Option ARM 2007]	\$159,009,612	\$16,346,188	\$5,923,716	\$2,657,661		\$2,657,661	10.28%
75	HVMLT 2007-2 [2]							
	[Pay Option ARM 2007]	\$338,985,056	\$34,847,664	\$12,759,945	\$5,724,720	AMBAC	\$5,724,720	10.28%
76	LMT 2005-1 [1AX]							
	[Prime 2005]	\$4,772,299	\$130,284	\$63,535	\$14,253		\$14,253	1.37%
77	LMT 2005-1 [1DISC]							
	[Prime 2005]	\$3,502,828	\$95,627	\$47,276	\$10,605		\$10,605	1.37%
78	LMT 2005-1 [1PAX]							
	[Prime 2005]	\$3,469,896	\$94,728	\$46,274	\$10,380		\$10,380	1.37%
79	LMT 2005-1 [2AX]							
	[Prime 2005]	\$5,284,776	\$144,274	\$68,968	\$15,471		\$15,471	1.37%
80	LMT 2005-1 [2DISC]							
	[Prime 2005]	\$3,444,404	\$94,032	\$45,949	\$10,307		\$10,307	1.37%
81	LMT 2005-1 [2PAX]							
	[Prime 2005]	\$3,176,154	\$86,709	\$42,582	\$9,552		\$9,552	1.37%
82	LMT 2005-1 [3]							
	[Prime 2005]	\$6,880,626	\$187,841	\$85,707	\$19,226		\$19,226	1.37%
83	LMT 2005-1 [4AX]							
	[Prime 2005]	\$2,274,273	\$62,088	\$29,700	\$6,662		\$6,662	1.37%
84	LMT 2005-1 [4PAX]							
	[Prime 2005]	\$1,033,567	\$28,216	\$14,089	\$3,161		\$3,161	1.37%
85	LMT 2005-1 [5AX]							
	[Prime 2005]	\$6,182,660	\$168,787	\$74,955	\$16,814		\$16,814	1.37%
86	LMT 2005-1 [5DISC]							
	[Prime 2005]	\$2,895,511	\$79,047	\$34,963	\$7,843		\$7,843	1.37%
87	LMT 2005-1 [6AX]							
	[Prime 2005]	\$184,303	\$5,031	\$2,685	\$602		\$602	1.37%
88	LMT 2005-1 [6DISC]							
	[Prime 2005]	\$1,399,081	\$38,195	\$20,469	\$4,592		\$4,592	1.37%
89	LMT 2005-1 [6PAX]							
	[Prime 2005]	\$126,814	\$3,462	\$1,852	\$415		\$415	1.37%
90	LMT 2006-7 [1]							
	[ALT-A 2006]	\$43,260,724	\$2,119,775	\$728,947	\$163,520		\$163,520	2.45%
91	LMT 2006-7 [2]							
	[ALT-A 2006]	\$88,701,867	\$4,346,391	\$1,493,451	\$335,017		\$335,017	2.45%
92	LMT 2006-7 [3]							
	[ALT-A 2006]	\$36,380,967	\$1,782,667	\$611,745	\$137,229		\$137,229	2.45%
93	LMT 2006-7 [4]							
	[ALT-A 2006]	\$6,521,560	\$319,556	\$109,337	\$24,527		\$24,527	2.45%
94	LUM 2006-3 [L_1]							
	[ALT-A 2006]	\$52,211,565	\$14,804,384	\$5,168,513	\$2,318,842		\$2,318,842	28.35%
95	LUM 2006-3 [L_2]							
	[ALT-A 2006]	\$58,886,998	\$16,697,177	\$5,767,445	\$2,587,551		\$2,587,551	28.35%
96	LUM 2006-3 [L_1]							
	[ALT-A 2006]	\$12,113,155	\$3,434,638	\$1,187,769	\$532,890		\$532,890	28.35%
97	LUM 2006-3 [L_2]							
	[ALT-A 2006]	\$43,085,895	\$12,216,836	\$4,215,120	\$1,891,104		\$1,891,104	28.35%
98	LUM 2006-3 [L_3]							
	[ALT-A 2006]	\$18,810,110	\$5,333,533	\$1,848,016	\$829,108		\$829,108	28.35%
99	LUM 2006-5 [Total]							
	[Pay Option ARM 2006]	\$151,787,226	\$78,716,856	\$28,697,131	\$12,874,902		\$12,874,902	51.86%
100	LUM 2006-6 [Total]							
	[Pay Option ARM 2006]	\$204,139,613	\$158,534,823	\$57,935,169	\$12,484,155		\$12,484,155	37.30%
101	LUM 2007-2 [1]							
	[ALT-A 2007]	\$139,923,492	\$2,777,722	\$950,751	\$213,276		\$213,276	0.99%
102	LUM 2007-2 [2]							
	[ALT-A 2007]	\$46,579,284	\$924,679	\$321,573	\$72,137		\$72,137	0.99%

A	B	C	D	E	F	G	H	I
Name	Cohort	Net Total Collateral Losses	Debtor's Attributable Portion of Net Collateral Losses	Losses Due to Breach	RFC Claim	Insurer	RFC Recognized Claim	RFC Seller %
103	LXS 2006-12N [1_A1]	\$12,759,272	\$2,139,730	\$746,096	\$334,734		\$334,734	16.77%
104	LXS 2006-12N [1_A2]	\$121,274,042	\$20,337,657	\$7,042,610	\$3,159,651		\$3,159,651	16.77%
105	LXS 2006-12N [1_A3]	\$9,980,485	\$1,673,727	\$577,174	\$258,948		\$258,948	16.77%
106	LXS 2006-12N [1_A4]	\$168,869,254	\$28,319,374	\$9,797,652	\$4,395,694		\$4,395,694	16.77%
107	LXS 2006-12N [1_F]	\$73,996,865	\$12,409,274	\$4,285,596	\$1,922,723		\$1,922,723	16.77%
108	LXS 2006-12N [2_A1]	\$8,758,782	\$1,468,848	\$511,009	\$229,263		\$229,263	16.77%
109	LXS 2006-12N [2_A2]	\$13,334,144	\$2,236,136	\$777,239	\$348,707		\$348,707	16.77%
110	LXS 2006-12N [2_A3]	\$4,268,275	\$715,790	\$247,722	\$111,140		\$111,140	16.77%
111	LXS 2006-12N [2_A4]	\$118,921,047	\$19,943,060	\$6,918,200	\$3,103,834		\$3,103,834	16.77%
112	LXS 2007-12N [1]	\$264,852,925	\$7,233,852	\$2,637,953	\$1,183,512		\$1,183,512	2.73%
113	LXS 2007-12N [2]	\$162,901,077	\$4,449,271	\$1,617,277	\$725,587		\$725,587	2.73%
114	LXS 2007-12N [3]	\$81,972,681	\$2,238,896	\$826,252	\$370,696		\$370,696	2.73%
115	LXS 2007-15N [FOUR_0PP]	\$48,148,709	\$7,461,372	\$2,759,790	\$1,238,174	Ambac	\$1,238,174	15.50%
116	LXS 2007-15N [FOUR_1YPP]	\$89,905,345	\$13,932,196	\$5,207,304	\$2,336,245	Ambac	\$2,336,245	15.50%
117	LXS 2007-15N [FOUR_2YPP]	\$10,493,561	\$1,626,136	\$601,141	\$269,701	Ambac	\$269,701	15.50%
118	LXS 2007-15N [FOUR_3YPP]	\$177,108,227	\$27,445,605	\$10,285,073	\$4,614,374	Ambac	\$4,614,374	15.50%
119	LXS 2007-15N [ONE]	\$98,993,775	\$15,340,587	\$5,723,555	\$2,567,860		\$2,567,860	15.50%
120	LXS 2007-15N [ONE_C]	\$121,337,676	\$18,803,113	\$6,872,049	\$3,083,129		\$3,083,129	15.50%
121	LXS 2007-15N [THREE_0PP]	\$19,659,149	\$3,046,483	\$1,082,992	\$485,882	Ambac	\$485,882	15.50%
122	LXS 2007-15N [THREE_1YPP]	\$35,652,109	\$5,524,835	\$1,958,517	\$878,684	Ambac	\$878,684	15.50%
123	LXS 2007-15N [THREE_2YPP]	\$5,993,859	\$928,839	\$330,967	\$148,487	Ambac	\$148,487	15.50%
124	LXS 2007-15N [THREE_3YPP]	\$100,719,466	\$15,608,008	\$5,550,007	\$2,489,998	Ambac	\$2,489,998	15.50%
125	LXS 2007-15N [TWO]	\$245,466,610	\$38,038,773	\$14,228,602	\$6,383,629		\$6,383,629	15.50%
126	LXS 2007-2N [1_A1]	\$1,082,320	\$383,899	\$133,144	\$59,735		\$59,735	35.47%
127	LXS 2007-2N [1_A2]	\$3,248,822	\$1,152,357	\$405,611	\$181,976		\$181,976	35.47%
128	LXS 2007-2N [1_A3]	\$330,561	\$117,250	\$41,573	\$18,652		\$18,652	35.47%
129	LXS 2007-2N [1_A4]	\$112,405,674	\$39,870,292	\$14,395,305	\$6,458,420		\$6,458,420	35.47%
130	LXS 2007-2N [2_A1]	\$158,295,039	\$56,147,250	\$20,154,799	\$9,042,404		\$9,042,404	35.47%
131	LXS 2007-2N [3_A1]	\$21,546,791	\$7,642,647	\$2,705,692	\$1,213,903		\$1,213,903	35.47%
132	LXS 2007-2N [3_A2]	\$51,753,618	\$18,357,008	\$6,578,430	\$2,951,398		\$2,951,398	35.47%
133	LXS 2007-2N [3_A3]	\$7,631,789	\$2,706,996	\$975,613	\$437,706		\$437,706	35.47%
134	LXS 2007-2N [3_A4]	\$154,186,537	\$54,689,965	\$19,598,987	\$8,793,040		\$8,793,040	35.47%
135	LXS 2007-4N [1A1]	\$47,412,628	\$6,936,467	\$2,467,981	\$1,107,254		\$1,107,254	14.63%
136	LXS 2007-4N [1A2]	\$156,586,498	\$22,908,605	\$8,298,792	\$3,723,234		\$3,723,234	14.63%
137	LXS 2007-4N [1A3]	\$18,568,569	\$2,716,582	\$982,800	\$440,931		\$440,931	14.63%
138	LXS 2007-4N [2A2]	\$99,970,709	\$14,625,715	\$5,230,289	\$2,346,557		\$2,346,557	14.63%

A	B	C	D	E	F	G	H	I
Name	Cohort	Net Total Collateral Losses	Debtor's Attributable Portion of Net Collateral Losses	Losses Due to Breach	RFC Claim	Insurer	RFC Recognized Claim	RFC Seller %
139	X5 2007-4N [2A3]	\$21,243,932	\$3,107,987	\$1,123,884	\$504,228		\$504,228	14.63%
140	X5 2007-4N [2A4]	\$235,948,818	\$34,519,312	\$12,406,217	\$5,566,021		\$5,566,021	14.63%
141	X5 2007-4N [3A4]	\$226,154,568	\$33,086,413	\$11,954,194	\$5,363,222		\$5,363,222	14.63%
142	WALT 2004-12 [1]	\$101,129	\$5,056	\$1,963	\$440		\$440	2.50%
143	WALT 2004-12 [2]	\$2,388,183	\$119,409	\$51,116	\$11,466		\$11,466	2.50%
144	WALT 2004-12 [3]	\$5,180,106	\$259,005	\$108,376	\$24,311		\$24,311	2.50%
145	WALT 2004-12 [4]	\$1,159,534	\$57,977	\$22,763	\$5,106		\$5,106	2.50%
146	WALT 2004-12 [5]	\$3,861,040	\$193,052	\$80,355	\$18,026		\$18,026	2.50%
147	WALT 2004-12 [6]	\$1,942,089	\$97,104	\$38,802	\$8,704		\$8,704	2.50%
148	WALT 2004-4 [1]	\$1,308,973	\$65,449	\$26,476	\$5,939		\$5,939	2.50%
149	WALT 2004-4 [10]	\$288,810	\$14,441	\$5,760	\$1,292		\$1,292	2.50%
150	WALT 2004-4 [11]	\$766,889	\$38,344	\$16,274	\$3,651		\$3,651	2.50%
151	WALT 2004-4 [2]	\$476,273	\$23,814	\$9,952	\$2,232		\$2,232	2.50%
152	WALT 2004-4 [3]	\$367,149	\$18,357	\$7,126	\$1,598		\$1,598	2.50%
153	WALT 2004-4 [4]	\$501,905	\$25,095	\$10,195	\$2,287		\$2,287	2.50%
154	WALT 2004-4 [5]	\$655,641	\$32,782	\$13,479	\$3,024		\$3,024	2.50%
155	WALT 2004-4 [6]	\$1,280,753	\$64,038	\$25,256	\$5,666		\$5,666	2.50%
156	WALT 2004-4 [7]	\$1,775,705	\$88,785	\$37,714	\$8,460		\$8,460	2.50%
157	WALT 2004-4 [8]	\$1,296,430	\$64,821	\$28,641	\$6,425		\$6,425	2.50%
158	WALT 2004-4 [9]	\$970,557	\$48,528	\$19,244	\$4,317		\$4,317	2.50%
159	WALT 2004-6 [1]	\$711,599	\$64,044	\$25,004	\$5,609		\$5,609	4.50%
160	WALT 2004-6 [10]	\$2,620,503	\$235,845	\$98,390	\$22,071		\$22,071	4.50%
161	WALT 2004-6 [2]	\$74,699	\$6,723	\$2,610	\$585		\$585	4.50%
162	WALT 2004-6 [3]	\$763,516	\$68,716	\$26,864	\$6,026		\$6,026	4.50%
163	WALT 2004-6 [4]	\$1,102,081	\$99,187	\$40,123	\$9,001		\$9,001	4.50%
164	WALT 2004-6 [5]	\$605,915	\$54,532	\$22,171	\$4,973		\$4,973	4.50%
165	WALT 2004-6 [6]	\$2,078,379	\$187,054	\$81,031	\$18,177		\$18,177	4.50%
166	WALT 2004-6 [7]	\$4,838,506	\$435,466	\$178,441	\$40,029		\$40,029	4.50%
167	WALT 2004-6 [8]	\$2,146,287	\$193,166	\$77,904	\$17,476		\$17,476	4.50%
168	WALT 2004-6 [9]	\$1,188,107	\$106,930	\$44,008	\$9,872		\$9,872	4.50%
169	WALT 2004-7 [1]	\$4,963,932	\$446,754	\$183,960	\$41,267		\$41,267	4.50%
170	WALT 2004-7 [10]	\$422,391	\$38,015	\$15,427	\$3,461		\$3,461	4.50%
171	WALT 2004-7 [2]	\$768,568	\$69,171	\$27,900	\$6,259		\$6,259	4.50%
172	WALT 2004-7 [3]	\$1,382,732	\$124,446	\$53,126	\$11,918		\$11,918	4.50%
173	WALT 2004-7 [4]	\$596,620	\$53,696	\$21,214	\$4,759		\$4,759	4.50%
174	WALT 2004-7 [5]	\$118,139	\$10,633	\$4,128	\$926		\$926	4.50%
175	WALT 2004-7 [6]	\$342,018	\$30,782	\$12,420	\$2,786		\$2,786	4.50%
176	WALT 2004-7 [7]	\$907,688	\$81,692	\$32,914	\$7,383		\$7,383	4.50%
177	WALT 2004-7 [8]	\$394,654	\$35,519	\$14,262	\$3,199		\$3,199	4.50%
178	WALT 2004-7 [9]	\$3,712,985	\$334,169	\$139,584	\$31,312		\$31,312	4.50%
179	WALT 2004-8 [1]	\$4,255,942	\$383,035	\$164,971	\$37,007		\$37,007	4.50%
180	WALT 2004-8 [2]	\$3,075,089	\$276,758	\$115,271	\$25,858		\$25,858	4.50%
181	WALT 2004-8 [3]	\$1,047,024	\$94,232	\$37,705	\$8,458		\$8,458	4.50%
182	WALT 2004-8 [4]	\$781,886	\$70,370	\$28,982	\$6,501		\$6,501	4.50%
183	WALT 2004-8 [5]	\$981,912	\$88,372	\$36,364	\$8,157		\$8,157	4.50%
184	WALT 2004-8 [6]	\$701,074	\$63,097	\$25,297	\$5,675		\$5,675	4.50%
185	WALT 2004-8 [7]	\$483,952	\$43,556	\$17,327	\$3,887		\$3,887	4.50%
186	WALT 2004-8 [8]	\$900,527	\$81,047	\$35,418	\$7,945		\$7,945	4.50%
187	WALT 2005-3 [1]	\$5,722,411	\$286,121	\$114,043	\$25,583		\$25,583	2.50%
188	WALT 2005-3 [2]	\$1,648,426	\$82,421	\$33,853	\$7,594		\$7,594	2.50%
189	WALT 2005-3 [3]	\$2,816,326	\$140,826	\$60,018	\$13,463		\$13,463	2.50%
190	WALT 2005-3 [4]	\$1,649,965	\$82,498	\$32,249	\$7,234		\$7,234	2.50%
191	WALT 2005-3 [5]	\$1,300,464	\$65,023	\$26,070	\$5,848		\$5,848	2.50%
192	WALT 2005-3 [6]	\$10,665,943	\$533,297	\$216,590	\$48,586		\$48,586	2.50%
193	WALT 2005-3 [7]	\$2,040,439	\$102,022	\$43,433	\$9,743		\$9,743	2.50%
194	WALT 2005-4 [1]	\$5,008,845	\$450,796	\$193,887	\$43,493		\$43,493	4.50%
195	WALT 2005-4 [2]	\$4,675,166	\$420,765	\$179,990	\$40,376		\$40,376	4.50%

A	B	C	D	E	F	G	H	I		
		Debtor's Attributable								
		Net Total Collateral		Losses Due to Breach		RFC Claim		RFC Recognized Claim		RFC Seller %
	Name	Collateral	Collateral Losses	Collateral Losses	Losses Due to Breach	RFC Claim	Insurer	RFC Recognized Claim	RFC Seller %	
196	MALT 2005-4 [3]	\$4,463,070	\$401,676	\$166,775	\$37,412	\$37,412		\$37,412	4.50%	
197	MALT 2005-4 [4]	\$1,426,584	\$128,393	\$51,075	\$11,457	\$11,457		\$11,457	4.50%	
198	MALT 2005-4 [5]	\$5,163,310	\$464,698	\$197,676	\$44,343	\$44,343		\$44,343	4.50%	
199	MALT 2005-5 [1]	\$401,371	\$20,069	\$7,790	\$1,747	\$1,747		\$1,747	2.50%	
200	MALT 2005-5 [2]	\$3,151,283	\$157,564	\$62,943	\$14,120	\$14,120		\$14,120	2.50%	
201	MALT 2005-5 [3]	\$20,915,721	\$1,045,786	\$437,240	\$98,083	\$98,083		\$98,083	2.50%	
202	MALT 2005-5 [4]	\$2,466,671	\$123,334	\$52,763	\$11,836	\$11,836		\$11,836	2.50%	
203	MALT 2005-5 [5]	\$4,848,785	\$242,439	\$100,128	\$22,461	\$22,461		\$22,461	2.50%	
204	[Total]	\$230,773	\$230,773	\$30,724	\$13,784	\$13,784		\$13,784	100.00%	
205	[Total]	\$346,324	\$346,324	\$91,112	\$40,877	\$40,877		\$40,877	100.00%	
206	[Total]	\$2,113,267	\$2,113,267	\$518,624	\$246,139	\$246,139		\$246,139	100.00%	
207	[Total]	\$2,187,528	\$2,187,528	\$561,927	\$252,107	\$252,107		\$252,107	100.00%	
208	[Total]	\$2,995,344	\$2,995,344	\$774,161	\$347,325	\$347,325		\$347,325	100.00%	
209	[Total]	\$350,949	\$350,949	\$91,637	\$41,113	\$41,113		\$41,113	100.00%	
210	[Total]	\$2,212,425	\$2,212,425	\$557,330	\$250,045	\$250,045		\$250,045	100.00%	
211	[Total]	\$638,581	\$638,581	\$159,531	\$71,573	\$71,573		\$71,573	100.00%	
212	[Total]	\$3,238,550	\$3,238,550	\$826,328	\$370,730	\$370,730		\$370,730	100.00%	
213	[Total]	\$3,791,820	\$3,791,820	\$954,960	\$428,441	\$428,441		\$428,441	100.00%	
214	[Total]	\$671,875	\$671,875	\$173,560	\$77,867	\$77,867		\$77,867	100.00%	
215	[Total]	\$2,318,529	\$2,318,529	\$575,862	\$258,359	\$258,359		\$258,359	100.00%	
216	[Total]	\$2,591,745	\$2,591,745	\$644,412	\$289,114	\$289,114		\$289,114	100.00%	
217	[Total]	\$1,167,494	\$1,167,494	\$289,364	\$129,822	\$129,822		\$129,822	100.00%	
218	[Total]	\$368,653	\$368,653	\$92,674	\$41,578	\$41,578		\$41,578	100.00%	
219	[Total]	\$3,540,853	\$3,540,853	\$888,852	\$398,781	\$398,781		\$398,781	100.00%	
220	[Total]	\$1,984,272	\$1,984,272	\$501,596	\$225,040	\$225,040		\$225,040	100.00%	
221	[Total]	\$793,671	\$793,671	\$200,279	\$89,855	\$89,855		\$89,855	100.00%	
222	[Total]	\$6,987,448	\$6,987,448	\$1,724,906	\$773,875	\$773,875		\$773,875	100.00%	
223	[Total]	\$1,929,280	\$1,929,280	\$491,863	\$220,673	\$220,673		\$220,673	100.00%	
224	[Total]	\$4,018,979	\$4,018,979	\$1,015,285	\$455,505	\$455,505		\$455,505	100.00%	
225	[Total]	\$489,411	\$489,411	\$127,502	\$57,203	\$57,203		\$57,203	100.00%	
226	[Total]	\$4,104,647	\$4,104,647	\$1,053,114	\$472,477	\$472,477		\$472,477	100.00%	
227	[Total]	\$4,672,740	\$4,672,740	\$1,189,908	\$533,850	\$533,850		\$533,850	100.00%	
228	[Total]	\$3,061,206	\$3,061,206	\$770,981	\$345,899	\$345,899		\$345,899	100.00%	
229	[Total]	\$401,401	\$401,401	\$104,368	\$46,825	\$46,825		\$46,825	100.00%	
230	[Total]	\$3,469,375	\$3,469,375	\$890,621	\$399,575	\$399,575		\$399,575	100.00%	
231	[Total]	\$1,885,046	\$1,885,046	\$477,323	\$226,312	\$226,312		\$226,312	100.00%	
232	[Total]	\$943,195	\$943,195	\$363,770	\$163,204	\$163,204		\$163,204	100.00%	

A	B	C	D	E	F	G	H	I
		Net Total Collateral Losses	Debtor's Attributable Portion of Net Collateral Losses	Losses Due to Breach	RFC Claim	Insurer	RFC Recognized Claim	RFC Seller %
1	Name							
233	RAU 2008-QS1	\$4,991,061	\$4,991,061	\$1,901,733	\$853,208	MBIA - Insurer Exception	\$853,208	100.00%
	[Total]	\$7,555,943	\$7,555,943	\$2,808,136	\$1,259,864		\$1,259,864	100.00%
234	RAU 2008-QS11	\$9,179,197	\$9,179,197	\$3,440,321	\$1,543,492		\$1,543,492	100.00%
	[Total]	\$819,357	\$819,357	\$308,398	\$138,362		\$138,362	100.00%
237	RAU 2008-QS14	\$8,449,079	\$8,449,079	\$3,088,336	\$1,385,575		\$1,385,575	100.00%
	[Total]	\$778,491	\$778,491	\$293,881	\$131,849		\$131,849	100.00%
238	RAU 2008-QS15	\$8,645,770	\$8,645,770	\$3,218,095	\$1,443,791		\$1,443,791	100.00%
	[Total]	\$1,004,680	\$1,004,680	\$376,335	\$168,842		\$168,842	100.00%
240	RAU 2008-QS17 [1]	\$1,469,720	\$1,469,720	\$533,648	\$239,420		\$239,420	100.00%
242	RAU 2008-QS17 [2]	\$7,034,848	\$7,034,848	\$2,630,344	\$1,180,098		\$1,180,098	100.00%
243	RAU 2008-QS17 [3]	\$1,060,655	\$1,060,655	\$371,690	\$166,758		\$166,758	100.00%
	[Total]	\$457,048	\$457,048	\$168,075	\$75,407		\$75,407	100.00%
245	RAU 2008-QS19 [1]	\$1,997,437	\$1,997,437	\$730,074	\$327,546		\$327,546	100.00%
246	RAU 2008-QS19 [2]	\$2,732,604	\$2,732,604	\$1,005,819	\$451,258		\$451,258	100.00%
247	RAU 2008-QS19 [3]	\$2,921,132	\$2,921,132	\$1,110,872	\$498,390		\$498,390	100.00%
	[Total]	\$4,246,654	\$4,246,654	\$1,586,257	\$711,671		\$711,671	100.00%
249	RAU 2008-QS20 [1]	\$78,920	\$78,920	\$26,181	\$11,746		\$11,746	100.00%
250	RAU 2008-QS20 [2]	\$821,353	\$821,353	\$302,944	\$135,915		\$135,915	100.00%
	[Total]	\$6,586,508	\$6,586,508	\$2,493,625	\$1,118,759		\$1,118,759	100.00%
252	RAU 2008-QS22	\$5,473,878	\$5,473,878	\$2,054,235	\$921,628		\$921,628	100.00%
	[Total]	\$740,798	\$740,798	\$280,771	\$125,967		\$125,967	100.00%
254	RAU 2008-QS3	\$712,343	\$712,343	\$272,950	\$122,458		\$122,458	100.00%
	[Total]	\$5,001,964	\$5,001,964	\$1,869,223	\$838,623		\$838,623	100.00%
256	RAU 2008-QS6	\$911,196	\$911,196	\$348,817	\$156,496		\$156,496	100.00%
	[Total]	\$4,005,808	\$4,005,808	\$1,493,456	\$670,035		\$670,035	100.00%
258	RAU 2008-QS7	\$3,777,491	\$3,777,491	\$1,419,217	\$636,728		\$636,728	100.00%
	[Total]	\$4,468,434	\$4,468,434	\$1,686,423	\$756,610	MBIA - Insurer Exception	\$756,610	100.00%
260	RAU 2008-QS9	\$602,679	\$602,679	\$221,661	\$99,448		\$99,448	100.00%
261	RAMP 2001-RS1 [1]	\$14,132,854	\$14,132,854	\$3,949,951	\$1,772,137	AMBAC	\$1,772,137	100.00%
262	RAMP 2001-RS1 [2]	\$11,341,710	\$11,341,710	\$3,165,463	\$1,420,178	AMBAC	\$1,420,178	100.00%
263	RAMP 2001-RS2 [2]	\$11,907,960	\$11,907,960	\$3,327,456	\$1,492,855		\$1,492,855	100.00%
264	RAMP 2001-RS3 [1]	\$21,405,338	\$21,405,338	\$5,988,384	\$2,686,675	AMBAC	\$2,686,675	100.00%
265	RAMP 2001-RS3 [2]	\$10,762,120	\$10,762,120	\$3,013,877	\$1,352,169	AMBAC	\$1,352,169	100.00%

A	B	C	D	E	F	G	H	I
Name	Cohort	Net Total Collateral Losses	Debtor's Attributable Portion of Net Collateral Losses	Losses Due to Breach	RFC Claim	Insurer	RFC Recognized Claim	RFC Seller %
266	RAMP 2002-RS1 [1]	\$15,650,018	\$15,650,018	\$4,381,800	\$1,965,884	AMBAC - Insurer Exception	\$1,965,884	100.00%
267	RAMP 2002-RS1 [2]	\$8,010,927	\$8,010,927	\$2,234,281	\$1,002,405		\$1,002,405	100.00%
268	RAMP 2002-RS2 [1]	\$13,420,166	\$13,420,166	\$3,769,842	\$1,691,331	AMBAC - Insurer Exception	\$1,691,331	100.00%
269	RAMP 2002-RS2 [2]	\$7,613,438	\$7,613,438	\$2,123,105	\$952,526		\$952,526	100.00%
270	RAMP 2002-RS3 [1]	\$13,633,615	\$13,633,615	\$3,839,770	\$1,722,704		\$1,722,704	100.00%
271	RAMP 2002-RS3 [2]	\$10,936,054	\$10,936,054	\$3,054,772	\$1,370,517		\$1,370,517	100.00%
272	RAMP 2002-RS4 [1]	\$11,211,680	\$11,211,680	\$3,164,609	\$1,419,794	AMBAC	\$1,419,794	100.00%
273	RAMP 2002-RS4 [2]	\$14,059,649	\$14,059,649	\$3,916,317	\$1,757,047	AMBAC	\$1,757,047	100.00%
274	RAMP 2002-RS5 [1]	\$9,234,594	\$9,234,594	\$2,615,195	\$1,173,301	Ambac	\$1,173,301	100.00%
275	RAMP 2002-RS5 [2]	\$10,619,297	\$10,619,297	\$2,972,842	\$1,333,759	Ambac	\$1,333,759	100.00%
276	RAMP 2002-RS6 [1]	\$16,016,644	\$16,016,644	\$4,543,938	\$2,038,627	Ambac	\$2,038,627	100.00%
277	RAMP 2002-RS6 [2]	\$15,089,905	\$15,089,905	\$4,212,280	\$1,889,830	Ambac	\$1,889,830	100.00%
278	RAMP 2002-RS7	\$9,011,820	\$9,011,820	\$3,840,950	\$1,723,233	Ambac	\$1,723,233	100.00%
279	RAMP 2002-RZ2	\$13,272,629	\$13,272,629	\$3,732,358	\$1,674,514		\$1,674,514	100.00%
280	RAMP 2002-RZ3	\$24,688,747	\$24,688,747	\$6,961,306	\$3,123,174		\$3,123,174	100.00%
281	RAMP 2002-RZ4	\$21,679,381	\$21,679,381	\$6,121,335	\$2,746,323	Ambac	\$2,746,323	100.00%
282	RAMP 2002-SL1 [1]	\$280,138	\$280,138	\$80,344	\$36,046		\$36,046	100.00%
283	RAMP 2002-SL1 [2A]	\$10,996	\$10,996	\$3,152	\$1,414		\$1,414	100.00%
284	RAMP 2002-SL1 [2B]	\$59,376	\$59,376	\$17,325	\$7,773		\$7,773	100.00%
285	RAMP 2002-SL1 [2C]	\$98,547	\$98,547	\$28,551	\$12,809		\$12,809	100.00%
286	RAMP 2002-SL1 [2D]	\$232,276	\$232,276	\$67,534	\$30,299		\$30,299	100.00%
287	RAMP 2003-RS1 [1]	\$10,364,254	\$10,364,254	\$4,417,266	\$1,981,796		\$1,981,796	100.00%
288	RAMP 2003-RS1 [2]	\$24,844,822	\$24,844,822	\$10,401,836	\$4,666,760	Ambac	\$4,666,760	100.00%
289	RAMP 2003-RS10 [1]	\$22,668,886	\$22,668,886	\$9,708,179	\$4,355,552		\$4,355,552	100.00%
290	RAMP 2003-RS10 [2A]	\$40,179,464	\$40,179,464	\$16,827,111	\$7,549,444		\$7,549,444	100.00%
291	RAMP 2003-RS10 [2B]	\$30,464,898	\$30,464,898	\$12,771,782	\$5,730,030		\$5,730,030	100.00%
292	RAMP 2003-RS11 [1]	\$44,966,337	\$44,966,337	\$19,307,346	\$8,662,196	AMBAC - Insurer Exception	\$8,662,196	100.00%
293	RAMP 2003-RS11 [2A]	\$44,931,647	\$44,931,647	\$18,849,493	\$8,456,782		\$8,456,782	100.00%
294	RAMP 2003-RS11 [2B]	\$18,066,135	\$18,066,135	\$7,582,862	\$3,402,033		\$3,402,033	100.00%
295	RAMP 2003-RS2 [1]	\$22,021,385	\$22,021,385	\$9,365,718	\$4,201,908	AMBAC	\$4,201,908	100.00%
296	RAMP 2003-RS2 [2]	\$43,181,011	\$43,181,011	\$15,073,396	\$8,108,588	AMBAC	\$8,108,588	100.00%
297	RAMP 2003-RS3 [1]	\$12,523,691	\$12,523,691	\$5,329,499	\$2,391,067	AMBAC	\$2,391,067	100.00%
298	RAMP 2003-RS3 [2]	\$40,909,244	\$40,909,244	\$17,115,331	\$7,678,754	AMBAC	\$7,678,754	100.00%

A	B	C	D	E	F	G	H	I
Name	Cohort	Net Total Collateral Losses	Debtor's Attributable Portion of Net Collateral Losses	Losses Due to Breach	RFC Claim	Insurer	RFC Recognized Claim	RFC Seller %
1								
299	RAMP 2003-R54 [1]	\$17,709,588	\$17,709,588	\$7,595,867	\$3,407,868	AMBAC	\$3,407,868	100.00%
300	RAMP 2003-R54 [2A]	\$30,007,775	\$30,007,775	\$12,548,627	\$5,629,912	AMBAC	\$5,629,912	100.00%
301	RAMP 2003-R54 [2B]	\$16,547,928	\$16,547,928	\$6,930,760	\$3,109,470	AMBAC	\$3,109,470	100.00%
302	RAMP 2003-R55 [1]	\$25,876,571	\$25,876,571	\$11,083,386	\$4,972,536	Ambac	\$4,972,536	100.00%
303	RAMP 2003-R55 [2A]	\$23,850,396	\$23,850,396	\$9,979,780	\$4,477,405	Ambac	\$4,477,405	100.00%
304	RAMP 2003-R55 [2B]	\$15,570,469	\$15,570,469	\$6,520,512	\$2,925,413	Ambac	\$2,925,413	100.00%
305	RAMP 2003-R56 [1]	\$21,360,746	\$21,360,746	\$9,132,558	\$4,097,301	Ambac	\$4,097,301	100.00%
306	RAMP 2003-R56 [2A]	\$24,192,928	\$24,192,928	\$10,111,824	\$4,536,647	Ambac	\$4,536,647	100.00%
307	RAMP 2003-R56 [2B]	\$12,830,082	\$12,830,082	\$5,381,549	\$2,414,419	Ambac	\$2,414,419	100.00%
308	RAMP 2003-R57 [1]	\$29,695,244	\$29,695,244	\$12,798,855	\$5,742,177	AMBAC - Insurer Exception	\$5,742,177	100.00%
309	RAMP 2003-R57 [2A]	\$27,743,671	\$27,743,671	\$11,609,845	\$5,208,730		\$5,208,730	100.00%
310	RAMP 2003-R57 [2B]	\$16,165,393	\$16,165,393	\$6,772,625	\$3,038,523		\$3,038,523	100.00%
311	RAMP 2003-R58 [1]	\$36,947,532	\$36,947,532	\$15,887,043	\$7,127,685	Ambac - Insurer Exception	\$7,127,685	100.00%
312	RAMP 2003-R58 [2A]	\$28,788,872	\$28,788,872	\$12,056,797	\$5,409,254		\$5,409,254	100.00%
313	RAMP 2003-R58 [2B]	\$19,171,160	\$19,171,160	\$8,027,028	\$3,601,307		\$3,601,307	100.00%
314	RAMP 2003-R59 [1]	\$32,922,154	\$32,922,154	\$14,077,815	\$6,315,979	AMBAC - Insurer Exception	\$6,315,979	100.00%
315	RAMP 2003-R59 [2A]	\$26,247,064	\$26,247,064	\$10,994,767	\$4,932,777		\$4,932,777	100.00%
316	RAMP 2003-R59 [2B]	\$21,828,237	\$21,828,237	\$9,156,296	\$4,107,951		\$4,107,951	100.00%
317	RAMP 2003-R21 [1]	\$20,625,507	\$20,625,507	\$8,768,028	\$3,933,756	AMBAC	\$3,933,756	100.00%
318	RAMP 2003-R21 [2]	\$14,228,063	\$14,228,063	\$6,028,644	\$2,704,737	AMBAC	\$2,704,737	100.00%
319	RAMP 2003-R23 [Total]	\$13,651,172	\$13,651,172	\$5,810,718	\$2,606,965	AMBAC	\$2,606,965	100.00%
320	RAMP 2003-R23 [Total]	\$27,865,310	\$27,865,310	\$11,886,240	\$5,332,734	Ambac - Insurer Exception	\$5,332,734	100.00%
321	RAMP 2003-R24 [Total]	\$54,461,943	\$54,461,943	\$23,363,557	\$10,482,006	AMBAC - Insurer Exception	\$10,482,006	100.00%
322	RAMP 2003-R25 [1]	\$45,204,897	\$45,204,897	\$19,380,058	\$8,694,819	AMBAC - Insurer Exception	\$8,694,819	100.00%
323	RAMP 2003-R25 [2]	\$5,502,923	\$5,502,923	\$2,316,255	\$1,039,182		\$1,039,182	100.00%
324	RAMP 2003-S11 [1]	\$41,379	\$41,379	\$17,794	\$7,983		\$7,983	100.00%
325	RAMP 2003-S11 [2]	\$30,341	\$30,341	\$13,468	\$6,042		\$6,042	100.00%
326	RAMP 2003-S11 [3]	\$1,728,793	\$1,728,793	\$756,647	\$339,468		\$339,468	100.00%
327	RAMP 2003-S11 [4]	\$1,237,429	\$1,237,429	\$532,104	\$238,727		\$238,727	100.00%
328	RASC 1999-R51 [1]	\$3,271,293	\$3,271,293	\$3,205,502	\$205,502	AMBAC	\$205,502	100.00%
329	RASC 1999-R51 [2]	\$1,172,316	\$1,172,316	\$165,441	\$74,225	AMBAC	\$74,225	100.00%
330	RASC 2001-K51 [1]	\$61,786,753	\$61,786,753	\$17,263,424	\$7,745,195	FGIC	\$7,745,195	100.00%
331	RASC 2001-K51 [2]	\$70,418,338	\$70,418,338	\$19,628,106	\$8,806,105	FGIC	\$8,806,105	100.00%
332	RASC 2001-K52 [1]	\$69,532,628	\$69,532,628	\$19,446,611	\$8,724,677		\$8,724,677	100.00%
333	RASC 2001-K52 [2]	\$35,339,837	\$35,339,837	\$9,861,736	\$4,424,445		\$4,424,445	100.00%
334	RASC 2001-K53 [1]	\$67,512,554	\$67,512,554	\$18,901,985	\$8,480,332		\$8,480,332	100.00%
335	RASC 2001-K53 [2]	\$58,944,329	\$58,944,329	\$16,449,522	\$7,380,040		\$7,380,040	100.00%
336	RASC 2002-K51 [1]	\$100,533,095	\$100,533,095	\$28,127,835	\$12,619,488	Ambac	\$12,619,488	100.00%



A	B	C	D	E	F	G	H	I
Name	Cohort	Net Total Collateral Losses	Debtor's Attributable Portion of Net Collateral Losses	Losses Due to Breach	RFC Claim	Insurer	RFC Recognized Claim	RFC Seller %
1								
337	RASC 2002-K51 [2A]	\$26,926,165	\$26,926,165	\$7,504,015	\$3,366,659	Ambac	\$3,366,659	100.00%
338	RASC 2002-K51 [2B]	\$26,840,858	\$26,840,858	\$7,478,771	\$3,355,334	Ambac	\$3,355,334	100.00%
339	RASC 2002-K52 [1]	\$44,357,508	\$44,357,508	\$12,442,338	\$5,582,226		\$5,582,226	100.00%
340	RASC 2002-K52 [2A]	\$13,595,798	\$13,595,798	\$3,780,295	\$1,696,021		\$1,696,021	100.00%
341	RASC 2002-K52 [2B]	\$13,595,809	\$13,595,809	\$3,780,298	\$1,696,022		\$1,696,022	100.00%
342	RASC 2002-K54 [1]	\$44,324,760	\$44,324,760	\$12,464,047	\$5,591,966	AMBAC	\$5,591,966	100.00%
343	RASC 2002-K54 [2A]	\$34,783,228	\$34,783,228	\$9,722,434	\$4,361,948	AMBAC	\$4,361,948	100.00%
344	RASC 2002-K54 [2B]	\$34,337,116	\$34,337,116	\$9,588,426	\$4,301,825	AMBAC	\$4,301,825	100.00%
345	RASC 2002-K56 [1]	\$37,450,633	\$37,450,633	\$10,542,953	\$4,730,071	AMBAC	\$4,730,071	100.00%
346	RASC 2002-K56 [2]	\$37,116,528	\$37,116,528	\$10,352,413	\$4,644,586	AMBAC	\$4,644,586	100.00%
347	RASC 2002-K58							
	[Total]	\$41,213,623	\$41,213,623	\$11,524,230	\$5,170,319	Ambac	\$5,170,319	100.00%
348	RASC 2003-K510 [1]	\$36,062,998	\$36,062,998	\$15,417,182	\$6,916,883		\$6,916,883	100.00%
349	RASC 2003-K511 [1]	\$25,208,245	\$25,208,245	\$10,734,647	\$4,816,075		\$4,816,075	100.00%
350	RASC 2003-K511 [2A]	\$25,164,232	\$25,164,232	\$10,548,434	\$4,732,530		\$4,732,530	100.00%
351	RASC 2003-K511 [2B]	\$30,336,825	\$30,336,825	\$12,726,069	\$5,709,522		\$5,709,522	100.00%
352	RASC 2003-K52 [1]	\$46,647,710	\$46,647,710	\$13,757,492	\$8,864,153		\$8,864,153	100.00%
353	RASC 2003-K53 [1]	\$9,847,245	\$9,847,245	\$4,133,359	\$1,854,422		\$1,854,422	100.00%
354	RASC 2003-K53 [2]	\$10,096,076	\$10,096,076	\$4,238,522	\$1,901,603		\$1,901,603	100.00%
355	RASC 2003-K54 [1]	\$36,794,295	\$36,794,295	\$15,614,612	\$7,005,460		\$7,005,460	100.00%
356	RASC 2003-K54 [2A]	\$9,417,078	\$9,417,078	\$3,947,390	\$1,770,988	Ambac	\$1,770,988	100.00%
357	RASC 2003-K54 [2B]	\$7,651,177	\$7,651,177	\$3,210,074	\$1,440,192	Ambac	\$1,440,192	100.00%
358	RASC 2003-K54 [3]	\$6,571,861	\$6,571,861	\$2,755,127	\$1,236,081	Ambac	\$1,236,081	100.00%
359	RASC 2003-K55 [1]	\$14,238,356	\$14,238,356	\$6,071,074	\$2,723,773	Ambac	\$2,723,773	100.00%
360	RASC 2003-K55 [2A]	\$11,586,959	\$11,586,959	\$4,864,246	\$2,182,333	Ambac	\$2,182,333	100.00%
361	RASC 2003-K55 [2B]	\$8,969,353	\$8,969,353	\$3,762,123	\$1,687,868	Ambac	\$1,687,868	100.00%
362	RASC 2003-K56 [1]	\$14,977,681	\$14,977,681	\$6,287,095	\$2,820,691	Ambac	\$2,820,691	100.00%
363	RASC 2003-K56 [2]	\$6,139,116	\$6,139,116	\$2,579,958	\$1,157,492		\$1,157,492	100.00%
364	RASC 2003-K57 [1]	\$39,857,359	\$39,857,359	\$16,990,338	\$7,622,676		\$7,622,676	100.00%
365	RASC 2003-K58 [1]	\$24,992,452	\$24,992,452	\$10,654,547	\$4,780,138		\$4,780,138	100.00%
366	RASC 2003-K59 [1]	\$24,200,958	\$24,200,958	\$10,346,274	\$4,641,832	AMBAC	\$4,641,832	100.00%
367	RASC 2003-K59 [2A]	\$15,741,678	\$15,741,678	\$6,600,628	\$2,961,356	AMBAC	\$2,961,356	100.00%
368	RASC 2003-K59 [2B]	\$16,172,199	\$16,172,199	\$6,791,726	\$3,047,092	AMBAC	\$3,047,092	100.00%
369	RBSGC 2005-A [1]	\$1,937,065	\$1,937,065	\$710,662	\$15,941		\$15,941	4.50%
370	RBSGC 2005-A [2]	\$12,389,758	\$12,389,758	\$450,332	\$101,020		\$101,020	4.50%
371	RBSGC 2005-A [3]	\$10,077,956	\$10,077,956	\$385,491	\$86,475		\$86,475	4.50%
372	RBSGC 2005-A [4]	\$4,265,948	\$4,265,948	\$383,935	\$35,456		\$35,456	4.50%
373	RBSGC 2005-A [5]	\$4,996,566	\$4,996,566	\$193,859	\$43,487		\$43,487	4.50%
374	[Total]	\$36,874,298	\$36,874,298	\$3,072,858	\$1,378,631		\$1,378,631	100.00%
375	[Total]	\$42,090,362	\$42,090,362	\$5,532,636	\$2,482,205	AMBAC	\$2,482,205	100.00%
376	[Total]	\$38,836,252	\$38,836,252	\$5,101,035	\$2,288,568	AMBAC	\$2,288,568	100.00%
377	[Total]	\$50,948,277	\$50,948,277	\$6,705,094	\$3,008,225	AMBAC	\$3,008,225	100.00%

A	B	C	D	E	F	G	H	I
Name	Cohort	Net Total Collateral Losses	Debtor's Attributable Portion of Net Collateral Losses	Losses Due to Breach	RFC Claim	Insurer	RFC Recognized Claim	RFC Seller %
378	RFMS2 1999-H6 [0]	\$2,862,240	\$2,862,240	\$374,982	\$168,235	AMBAC	\$168,235	100.00%
379	RFMS2 1999-H8 [1]	\$35,029,468	\$35,029,468	\$4,608,814	\$2,067,734	AMBAC	\$2,067,734	100.00%
380	RFMS2 1999-H8 [0]	\$1,800,747	\$1,800,747	\$235,886	\$105,829	AMBAC	\$105,829	100.00%
381	RFMS2 2000-H1 [1]	\$75,959,397	\$75,959,397	\$19,939,787	\$8,945,940	AMBAC	\$8,945,940	100.00%
382	RFMS2 2000-H1 [0]	\$2,296,510	\$2,296,510	\$601,520	\$269,870	AMBAC	\$269,870	100.00%
383	RFMS2 2000-H2 [1]	\$41,502,855	\$41,502,855	\$10,922,595	\$4,900,397	AMBAC	\$4,900,397	100.00%
384	RFMS2 2000-H2 [0]	\$1,818,101	\$1,818,101	\$476,469	\$213,767	AMBAC	\$213,767	100.00%
385	RFMS2 2000-H3 [1]	\$53,370,254	\$53,370,254	\$14,052,633	\$6,304,681	AMBAC	\$6,304,681	100.00%
386	RFMS2 2000-H3 [0]	\$2,348,596	\$2,348,596	\$615,957	\$276,348	AMBAC	\$276,348	100.00%
387	RFMS2 2000-H4 [1]	\$54,080,127	\$54,080,127	\$14,254,392	\$6,395,200	AMBAC	\$6,395,200	100.00%
388	RFMS2 2000-H4 [2]	\$2,662,269	\$2,662,269	\$697,261	\$312,825	AMBAC	\$312,825	100.00%
389	RFMS2 2000-H5 [1]	\$112,703,754	\$112,703,754	\$29,624,691	\$13,291,049	AMBAC	\$13,291,049	100.00%
390	RFMS2 2000-H5 [2]	\$3,618,503	\$3,618,503	\$947,960	\$425,300	AMBAC	\$425,300	100.00%
391	RFMS2 2000-H1 [1]	\$7,296,458	\$7,296,458	\$1,921,636	\$862,137	AMBAC	\$862,137	100.00%
392	RFMS2 2000-H1 [2]	\$920,867	\$920,867	\$241,179	\$108,205	AMBAC	\$108,205	100.00%
393	RFMS2 2001-H1 [Total]	\$26,300,354	\$26,300,354	\$6,942,348	\$3,114,668	AMBAC	\$3,114,668	100.00%
394	RFMS2 2001-H2 [1]	\$19,416,931	\$19,416,931	\$5,120,768	\$2,297,421	AMBAC	\$2,297,421	100.00%
395	RFMS2 2001-H2 [2]	\$995,853	\$995,853	\$261,995	\$117,544	AMBAC	\$117,544	100.00%
396	RFMS2 2001-H3 [1]	\$42,549,229	\$42,549,229	\$11,248,887	\$5,046,787	AMBAC	\$5,046,787	100.00%
397	RFMS2 2001-H3 [2]	\$1,016,029	\$1,016,029	\$266,363	\$119,503	AMBAC	\$119,503	100.00%
398	RFMS2 2001-H4 [Total]	\$43,248,845	\$43,248,845	\$11,434,080	\$5,129,874	AMBAC	\$5,129,874	100.00%
399	RFMS2 2001-H5 [Total]	\$4,334,878	\$4,334,878	\$1,146,006	\$514,153	AMBAC	\$514,153	100.00%
400	RFMS2 2001-HS3 [1]	\$270,299	\$270,299	\$40,846	\$18,325	Radian (Pool Policy)	\$18,325	100.00%
401	RFMS2 2001-HS3 [2]	\$776,407	\$776,407	\$128,268	\$57,547	AMBAC	\$57,547	100.00%
402	RFMS2 2002-H1 [Total]	\$38,611,429	\$38,611,429	\$10,211,802	\$4,581,502	AMBAC	\$4,581,502	100.00%
403	RFMS2 2002-H2 [1]	\$19,495,372	\$19,495,372	\$5,159,585	\$2,314,836	AMBAC	\$2,314,836	100.00%
404	RFMS2 2002-H2 [2]	\$8,663,456	\$8,663,456	\$2,292,732	\$1,028,629	AMBAC	\$1,028,629	100.00%
405	RFMS2 2002-H3 [Total]	\$33,128,765	\$33,128,765	\$8,773,820	\$3,936,354	AMBAC	\$3,936,354	100.00%
406	RFMS2 2002-H4 [Total]	\$30,137,013	\$30,137,013	\$7,985,092	\$3,582,493	AMBAC	\$3,582,493	100.00%
407	RFMS2 2002-H5 [Total]	\$24,109,874	\$24,109,874	\$9,612,201	\$4,312,492	AMBAC	\$4,312,492	100.00%
408	RFMS2 2002-HS1 [Total]	\$3,966,719	\$3,966,719	\$652,114	\$292,569	AMBAC	\$292,569	100.00%
409	RFMS2 2002-HS2 [Total]	\$4,008,989	\$4,008,989	\$656,166	\$294,387	AMBAC	\$294,387	100.00%
410	RFMS2 2002-HS3 [1]	\$1,880,409	\$1,880,409	\$302,404	\$135,673	FGIC	\$135,673	100.00%

A	B	C	D	E	F	G	H	I
Debtor's Attributable								
1	Name	Net Total Collateral Losses	Portion of Net Collateral Losses	Losses Due to Breach	RFC Claim	Insurer	RFC Recognized Claim	RFC Seller %
411	RFMS2 2002-HS3 [2]	\$2,494,405	\$2,494,405	\$401,188	\$179,992	FGIC	\$179,992	100.00%
	RFMS2 2003-H11							
412	[Total]	\$22,605,058	\$22,605,058	\$9,045,679	\$4,058,323		\$4,058,323	100.00%
	RFMS2 2003-H12							
413	[Total]	\$27,190,194	\$27,190,194	\$10,908,801	\$4,894,209		\$4,894,209	100.00%
414	RFMS2 2003-H13 [1]	\$13,712,040	\$13,712,040	\$5,522,202	\$2,477,523	AMBAC	\$2,477,523	100.00%
	RFMS2 2003-H13 [2]	\$13,661,274	\$13,661,274	\$5,495,842	\$2,465,697	AMBAC	\$2,465,697	100.00%
415	RFMS2 2003-H14 [1]	\$17,360,918	\$17,360,918	\$6,995,740	\$3,138,623		\$3,138,623	100.00%
	RFMS2 2003-H14 [2]	\$17,565,801	\$17,565,801	\$7,102,122	\$3,186,351		\$3,186,351	100.00%
418	RFMS2 2003-H51 [1]	\$5,840,571	\$5,840,571	\$1,373,509	\$616,222	FGIC	\$616,222	100.00%
	RFMS2 2003-H51 [2]	\$2,760,184	\$2,760,184	\$648,130	\$290,782	FGIC	\$290,782	100.00%
420	RFMS2 2003-H52 [1]	\$6,709,170	\$6,709,170	\$1,549,221	\$695,054		\$695,054	100.00%
	RFMS2 2003-H52 [2A]	\$2,458,502	\$2,458,502	\$574,447	\$257,724	FGIC	\$257,724	100.00%
	RFMS2 2003-H52 [2B]	\$3,276,965	\$3,276,965	\$767,758	\$344,453	FGIC	\$344,453	100.00%
423	RFMS2 2003-H53 [1]	\$7,830,324	\$7,830,324	\$1,750,388	\$785,307	MBIA	\$0	100.00%
	RFMS2 2003-H53 [2A]	\$3,125,840	\$3,125,840	\$731,700	\$328,275	MBIA	\$0	100.00%
	RFMS2 2003-H53 [2B]	\$2,255,960	\$2,255,960	\$522,179	\$234,274	MBIA	\$0	100.00%
425	RFMS2 2003-H54 [1]	\$3,968,733	\$3,968,733	\$1,656,970	\$743,396	AMBAC	\$743,396	100.00%
	RFMS2 2003-H54 [2]	\$2,722,738	\$2,722,738	\$1,143,638	\$513,091	AMBAC	\$513,091	100.00%
428	[Total]	\$742,602	\$742,602	\$237,774	\$106,677		\$106,677	100.00%
429	[Total]	\$400,858	\$400,858	\$122,690	\$55,044		\$55,044	100.00%
430	RFMS1 2003-S12 [1]	\$481,977	\$481,977	\$135,112	\$60,618		\$60,618	100.00%
	RFMS1 2003-S12 [2]	\$585,071	\$585,071	\$182,935	\$82,073		\$82,073	100.00%
432	RFMS1 2003-S12 [3]	\$125,951	\$125,951	\$51,964	\$23,313		\$23,313	100.00%
433	RFMS1 2003-S12 [4]	\$536,950	\$536,950	\$145,760	\$65,395		\$65,395	100.00%
	RFMS1 2003-S13	\$1,196,219	\$1,196,219	\$367,697	\$164,967	MBIA - Insurer Exception	\$164,967	100.00%
435	[Total]	\$51,038	\$51,038	\$23,302	\$10,455		\$10,455	100.00%
436	[Total]	\$68,054	\$68,054	\$25,107	\$11,264		\$11,264	100.00%
437	[Total]	\$164,724	\$164,724	\$57,709	\$25,891		\$25,891	100.00%
438	[Total]	\$1,063,034	\$1,063,034	\$421,652	\$189,173		\$189,173	100.00%
439	[Total]	\$108,089	\$108,089	\$49,473	\$22,196		\$22,196	100.00%
440	[Total]	\$713,351	\$713,351	\$290,683	\$130,414		\$130,414	100.00%
441	RFMS1 2003-S20 [1]	\$700,068	\$700,068	\$214,590	\$96,275	Radian - Insurer Exception	\$96,275	100.00%
442	RFMS1 2003-S20 [2]	\$135,480	\$135,480	\$62,277	\$27,940		\$27,940	100.00%
443	[Total]	\$632,532	\$632,532	\$229,566	\$102,994	MBIA - Insurer Exception	\$102,994	100.00%

A	B	C	D	E	F	G	H	I
		Net Total Collateral Losses	Debtor's Attributable Portion of Net Collateral Losses	Losses Due to Breach	RFC Claim	Insurer	RFC Recognized Claim	RFC Seller %
1	Name							
444	RFMSI 2003-S6	\$84,101	\$84,101	\$35,666	\$16,001		\$16,001	100.00%
	[Total]							
445	RFMSI 2003-S7	\$977,344	\$977,344	\$387,129	\$173,685		\$173,685	100.00%
	[Total]							
446	RFMSI 2003-S9	\$157,566	\$157,566	\$57,650	\$25,865		\$25,865	100.00%
447	RFSC 2001-RM2 [1]	\$1,682,507	\$1,682,507	\$442,916	\$198,713		\$198,713	100.00%
448	RFSC 2001-RM2 [2]	\$293,950	\$293,950	\$68,115	\$30,560		\$30,560	100.00%
449	RFSC 2002-RM1 [1]	\$464,974	\$464,974	\$114,210	\$51,240		\$51,240	100.00%
450	RFSC 2002-RM1 [2]	\$106,095	\$106,095	\$23,935	\$10,738		\$10,738	100.00%
451	RFSC 2002-RP1 [1]	\$10,269,748	\$10,269,748	\$2,864,075	\$1,284,961	AMBAC	\$1,284,961	100.00%
452	RFSC 2002-RP1 [2]	\$7,374,045	\$7,374,045	\$2,060,022	\$924,224	AMBAC	\$924,224	100.00%
	[Total]							
453	RFSC 2003-RM1	\$18,486,483	\$18,486,483	\$5,162,881	\$2,316,315	AMBAC	\$2,316,315	100.00%
	[Total]							
454	RFSC 2003-RM2	\$570,953	\$570,953	\$214,879	\$96,405		\$96,405	100.00%
455	[ONE]	\$441,669	\$441,669	\$166,731	\$74,803		\$74,803	100.00%
456	[THREE]	\$239,703	\$239,703	\$72,048	\$32,324		\$32,324	100.00%
	[TWO]	\$65,592	\$65,592	\$28,952	\$12,989		\$12,989	100.00%
458	RFSC 2003-RP1 [1A]	\$12,608,689	\$12,608,689	\$5,282,298	\$2,369,891	AMBAC - Insurer Exception	\$2,369,891	100.00%
459	RFSC 2003-RP1 [1F]	\$14,765,681	\$14,765,681	\$6,192,666	\$2,778,325	AMBAC - Insurer Exception	\$2,778,325	100.00%
460	RFSC 2003-RP2 [1A]	\$4,045,680	\$4,045,680	\$1,708,243	\$766,399	AMBAC	\$766,399	100.00%
461	RFSC 2003-RP2 [1F]	\$6,000,552	\$6,000,552	\$2,540,129	\$1,139,623	AMBAC	\$1,139,623	100.00%
462	RFSC 2003-RP2 [2A]	\$5,420,952	\$5,420,952	\$2,283,558	\$1,024,513	AMBAC	\$1,024,513	100.00%
463	RFSC 2003-RP2 [2F]	\$3,124,820	\$3,124,820	\$1,315,976	\$590,410	AMBAC	\$590,410	100.00%
464	SARM 2007-3 [1]	\$112,135,556	\$112,135,556	\$1,202,388	\$539,449		\$539,449	2.95%
465	SARM 2007-3 [2]	\$27,299,124	\$27,299,124	\$289,758	\$129,999		\$129,999	2.95%
466	SARM 2007-3 [3]	\$30,436,429	\$30,436,429	\$897,875	\$144,884		\$144,884	2.95%
467	SARM 2007-3 [4]	\$40,833,489	\$40,833,489	\$430,002	\$192,920		\$192,920	2.95%
468	SARM 2007-6 [11]	\$43,411,509	\$43,411,509	\$325,586	\$112,817		\$112,817	0.75%
469	SARM 2007-6 [12]	\$105,887,379	\$105,887,379	\$275,339	\$123,530		\$123,530	0.75%
470	SARM 2007-6 [2]	\$77,611,482	\$77,611,482	\$199,506	\$89,508		\$89,508	0.75%
471	SASI 1993-6 [CIT1]	\$297,737	\$297,737	\$2,010	\$451	GEMICO (Pool Policy)	\$451	4.50%
472	SASI 1993-6 [CWF1]	\$408,373	\$408,373	\$2,757	\$619	GEMICO (Pool Policy)	\$619	4.50%
473	SASI 1993-6 [GEC1]	\$134,479	\$134,479	\$908	\$204	GEMICO (Pool Policy)	\$204	4.50%
474	SASI 1993-6 [ITT2]	\$294,598	\$294,598	\$1,998	\$448		\$448	4.50%
475	SASI 1993-6 [ITT3]	\$527,944	\$527,944	\$3,576	\$802	GEMICO (Pool Policy)/FSA - Insurer Exception	\$802	4.50%
476	SASI 1993-6 [ITT4]	\$264,173	\$264,173	\$1,783	\$400		\$400	4.50%
477	SASI 1993-6 [ITT5]	\$139,669	\$139,669	\$952	\$214		\$214	4.50%
478	SASI 1993-6 [SASC3]	\$2,041,944	\$2,041,944	\$13,833	\$3,103	GEMICO (Pool Policy)/FSA - Insurer Exception	\$3,103	4.50%
479	SEMT 2004-10 [1]	\$4,908,266	\$4,908,266	\$220,872	\$24,869		\$24,869	4.50%
480	SEMT 2004-10 [2]	\$3,477,050	\$3,477,050	\$156,467	\$17,437		\$17,437	4.50%
481	SEMT 2004-11 [1]	\$4,686,120	\$4,686,120	\$135,897	\$15,616		\$15,616	2.90%
482	SEMT 2004-11 [2]	\$917,875	\$917,875	\$26,618	\$3,004		\$3,004	2.90%
483	SEMT 2004-11 [3]	\$1,316,313	\$1,316,313	\$38,173	\$4,541		\$4,541	2.90%
484	SEMT 2004-12 [1]	\$4,758,130	\$4,758,130	\$295,004	\$33,402		\$33,402	3.10%
485	SEMT 2004-12 [2]	\$1,959,642	\$1,959,642	\$121,498	\$13,574		\$13,574	3.10%
486	SEMT 2004-12 [3]	\$743,687	\$743,687	\$27,565	\$6,183		\$6,183	3.10%
487	SEMT 2004-4 [Total]	\$6,293,703	\$6,293,703	\$177,733	\$28,654		\$28,654	1.99%
488	SEMT 2004-5 [1]	\$3,349,661	\$3,349,661	\$155,376	\$34,854		\$34,854	4.50%

A	B	C	D	E	F	G	H	I
Name	Cohort	Net Total Collateral Losses	Debtor's Attributable Portion of Net Collateral Losses	Losses Due to Breach	RFC Claim	Insurer	RFC Recognized Claim	RFC Seller %
1								
489	SEMT 2004-5 [2A]	\$1,114,087	\$100,268	\$54,710	\$12,273		\$12,273	4.50%
490	SEMT 2004-5 [2B]	\$573,706	\$1,634	\$26,621	\$5,972		\$5,972	4.50%
491	SEMT 2004-6 [1]	\$4,262,473	\$356,769	\$170,343	\$38,212		\$38,212	4.19%
492	SEMT 2004-6 [2A]	\$1,092,058	\$91,405	\$51,617	\$11,579		\$11,579	4.19%
493	SEMT 2004-6 [2B]	\$371,776	\$31,118	\$17,267	\$3,873		\$3,873	4.19%
494	SEMT 2004-6 [3]	\$891,482	\$74,617	\$41,038	\$9,206		\$9,206	4.19%
495	SEMT 2004-7 [1]	\$3,202,518	\$282,142	\$148,566	\$33,327		\$33,327	4.41%
496	SEMT 2004-7 [2]	\$2,569,941	\$226,412	\$119,449	\$26,795		\$26,795	4.41%
497	SEMT 2004-7 [3]	\$1,434,948	\$126,419	\$69,746	\$15,646		\$15,646	4.41%
498	SEMT 2004-8 [1A]	\$2,322,790	\$180,469	\$94,533	\$21,206		\$21,206	3.88%
499	SEMT 2004-8 [1B]	\$1,600,920	\$124,383	\$62,508	\$14,022		\$14,022	3.88%
500	SEMT 2004-8 [2]	\$3,739,595	\$290,548	\$148,836	\$33,388		\$33,388	3.88%
501	SEMT 2004-9 [1]	\$5,430,098	\$488,709	\$258,996	\$58,099		\$58,099	4.50%
502	SEMT 2004-9 [2]	\$3,231,985	\$290,879	\$146,504	\$32,864		\$32,864	4.50%
503	SEMT 2005-1 [1]	\$3,965,273	\$356,875	\$193,681	\$43,447		\$43,447	4.50%
504	SEMT 2005-1 [2]	\$1,899,189	\$170,927	\$82,809	\$18,576		\$18,576	4.50%
505	SEMT 2005-2 [1]	\$2,580,437	\$232,239	\$124,685	\$55,940		\$55,940	14.65%
506	SEMT 2005-2 [2]	\$1,311,288	\$118,016	\$62,062	\$27,844		\$27,844	14.65%
507	SEMT 2005-3 [Total]	\$11,878,947	\$534,553	\$214,656	\$48,152		\$48,152	4.50%
508	SEMT 2007-1 [1]	\$4,256,044	\$140,875	\$50,429	\$11,312		\$11,312	1.66%
509	SEMT 2007-1 [2]	\$46,470,169	\$1,538,163	\$553,937	\$124,261		\$124,261	1.66%
510	SEMT 2007-1 [3]	\$5,579,093	\$184,668	\$66,270	\$14,866		\$14,866	1.66%
511	SEMT 2007-1 [4]	\$8,807,137	\$291,516	\$104,039	\$23,338		\$23,338	1.66%
512	SEMT 2007-1 [5]	\$11,572,514	\$383,050	\$137,112	\$30,757		\$30,757	1.66%
513	SEMT 2007-2 [1]	\$33,910,589	\$1,693,851	\$596,292	\$133,763		\$133,763	2.50%
514	SEMT 2007-2 [2A]	\$28,986,949	\$1,447,913	\$523,111	\$117,346		\$117,346	2.50%
515	SEMT 2007-2 [2B]	\$14,374,170	\$717,997	\$257,667	\$57,801		\$57,801	2.50%
516	SEMT 2007-3 [1]	\$23,052,570	\$1,152,628	\$407,876	\$91,496		\$91,496	2.50%
517	SEMT 2007-3 [2A]	\$20,762,575	\$1,038,129	\$374,833	\$84,084		\$84,084	2.50%
518	SEMT 2007-3 [2B]	\$11,161,856	\$558,093	\$202,054	\$45,325		\$45,325	2.50%
519	SEMT 2007-3 [2C]	\$6,570,995	\$328,550	\$118,012	\$26,473		\$26,473	2.50%
520	SEMT 2007-4 [1]	\$3,515,624	\$175,781	\$62,106	\$13,932		\$13,932	2.50%
521	SEMT 2007-4 [2]	\$502,778	\$25,139	\$9,011	\$2,021		\$2,021	2.50%
522	SEMT 2007-4 [3]	\$9,255,769	\$462,788	\$167,178	\$37,502		\$37,502	2.50%
523	SEMT 2007-4 [4]	\$3,066,130	\$153,307	\$54,779	\$12,288		\$12,288	2.50%
524	SEMT 2007-4 [5]	\$1,996,714	\$99,836	\$35,520	\$7,968		\$7,968	2.50%
525	STAC 2007-1 [Total]	\$90,453,636	\$4,522,682	\$2,390,288	\$536,199	XL	\$0	2.50%
526	TMTS 2005-11 [1A]	\$152,143,074	\$13,692,877	\$7,446,816	\$1,670,498		\$1,670,498	4.50%
527	TMTS 2005-11 [1B]	\$16,793,870	\$1,511,448	\$821,610	\$184,307		\$184,307	4.50%
528	TMTS 2005-11 [2A]	\$64,478,026	\$5,803,022	\$3,174,218	\$712,053		\$712,053	4.50%
529	TMTS 2005-11 [2B]	\$16,004,638	\$1,440,417	\$788,492	\$176,878		\$176,878	4.50%
530	TMTS 2005-13SL [2]	\$11,452,424	\$1,030,718	\$534,001	\$119,789	FGIC	\$119,789	4.50%
531		\$11,905,079,662	\$5,411,024,919	\$1,960,463,194	\$850,079,144		\$848,093,430	

**Schedule 4G**

A	B	C	D	E	F
Name	Cohort	GMACM Servicer %	Claim	Insurer	GMACM Recognized Claim
1					
2	ACE 2007-SL2 [Total]	65.80%	\$1,356 Assured Guaranty		\$0
3	ACE 2007-SL3 [2ND_LIEN]	5.00%	\$24 Assured Guaranty		\$0
4	ACE 2007-SL3 [HELOC]	5.00%	\$6 Assured Guaranty		\$0
5	AHM 2005-1 [1]	1.72%	\$1,209		\$1,209
6	AHM 2005-1 [2]	1.72%	\$778		\$778
7	AHM 2005-1 [3]	1.72%	\$809		\$809
8	AHM 2005-1 [4]	1.72%	\$372		\$372
9	AHM 2005-1 [5]	1.72%	\$337		\$337
10	AHM 2005-1 [6]	1.72%	\$2,917		\$2,917
11	AHM 2005-1 [7]	1.72%	\$1,537		\$1,537
12	AHM 2005-1 [8]	1.72%	\$1,086		\$1,086
13	AHM 2005-1 [9]	1.72%	\$401 FGIC		\$401
14	AHM 2005-2 [1]	1.84%	\$2,797		\$2,797
15	AHM 2005-2 [2C]	1.84%	\$1,783		\$1,783
16	AHM 2005-2 [2NC]	1.84%	\$2,152		\$2,152
17	AHM 2005-2 [3]	1.84%	\$5,058		\$5,058
18	AHM 2005-2 [4]	1.84%	\$2,285		\$2,285
19	AHM 2005-2 [5]	1.84%	\$4,690 Ambac		\$4,690
20	AHM 2005-2 [6]	1.84%	\$817 FGIC		\$817
21	ALBT 2007-OA1 [Total]	100.00%	\$5,667		\$5,667
22	BSABS 2001-2 [1]	9.00%	\$704		\$704
23	BSABS 2001-2 [2]	9.00%	\$331		\$331
24	BSABS 2001-2 [3]	9.00%	\$130		\$130
25	BSABS 2005-AC5 [1]	0.09%	\$9 FGIC		\$9
26	BSABS 2005-AC5 [2]	0.09%	\$3		\$3
27	BSSLT 2007-1 [1]	33.79%	\$322 Ambac		\$322
28	BSSLT 2007-1 [2]	33.79%	\$434 Ambac		\$434
29	BSSLT 2007-1 [3]	33.79%	\$334 Ambac		\$334
30	BSSLT 2007-SV1A [Total]	36.90%	\$7,610 XL - Insurer Exception		\$7,610
31	DBALT 2006-AB2 [Total]	31.18%	\$86,443 Ambac		\$86,443
32	DBALT 2006-AB4 [Total]	48.17%	\$309,438 FSA		\$0
33	DBALT 2006-AR4 [Total]	20.26%	\$671		\$671
34	DBALT 2007-2 [1A]	34.32%	\$63,434		\$63,434
35	DBALT 2007-2 [1F]	34.32%	\$20,633		\$20,633
36	DBALT 2007-2 [2A]	34.32%	\$58,500		\$58,500
37	DBALT 2007-2 [2F]	34.32%	\$53,337		\$53,337
38	DBALT 2007-4 [I]	100.00%	\$40,391 FHLMC (Agency Wrap)		\$40,391
39	DBALT 2007-4 [II]	100.00%	\$38,796 FHLMC (Agency Wrap)		\$38,796
40	DBALT 2007-AB1 [Total]	22.99%	\$76,671		\$76,671

A	B	C	D	E	F
Name	Cohort	GMACM Servicer %	Claim	Insurer	GMACM Recognized Claim
1					
41	DBALT 2007-AR1 [Total]	73.73%	\$16,624		\$16,624
42	DBALT 2007-AR2 [Total]	91.06%	\$522,571		\$522,571
43	DBALT 2007-BAR1 [A]	83.88%	\$22,051		\$22,051
44	DBALT 2007-BAR1 [F]	83.88%	\$19,552		\$19,552
45	GMACM 2001-HE2 [1AHEL]	100.00%	\$1,343	FGIC	\$1,343
46	GMACM 2001-HE2 [1AHELOC]	100.00%	\$2,503	FGIC	\$2,503
47	GMACM 2001-HE2 [1BHEL]	100.00%	\$1,528	FGIC	\$1,528
48	GMACM 2001-HE2 [1BHELOC]	100.00%	\$2,850	FGIC	\$2,850
49	GMACM 2001-HE2 [2A]	100.00%	\$2,918	FGIC	\$2,918
50	GMACM 2001-HE2 [2B]	100.00%	\$7,109	FGIC	\$7,109
51	GMACM 2001-HE3 [1]	100.00%	\$4,292	FGIC	\$4,292
52	GMACM 2001-HE3 [2]	100.00%	\$4,311	FGIC	\$4,311
53	GMACM 2001-HLT1 [1]	100.00%	\$36,092	AMBAC	\$36,092
54	GMACM 2001-HLT1 [2]	100.00%	\$3,281	AMBAC	\$3,281
55	GMACM 2001-HLT2 [1]	100.00%	\$14,841	Ambac	\$14,841
56	GMACM 2001-HLT2 [2]	100.00%	\$6,889	Ambac	\$6,889
57	GMACM 2002-HE1 [1]	100.00%	\$4,825	FGIC	\$4,825
58	GMACM 2002-HE1 [2]	100.00%	\$7,006	FGIC	\$7,006
59	GMACM 2002-HE1 [3]	100.00%	\$1,021	FGIC	\$1,021
60	GMACM 2002-HE1 [4]	100.00%	\$6,355	FGIC	\$6,355
61	GMACM 2002-HE4 [Total]	100.00%	\$12,315	FGIC	\$12,315
62	GMACM 2002-HLT1 [1]	100.00%	\$24,553	AMBAC	\$24,553
63	GMACM 2002-HLT1 [2]	100.00%	\$2,714	AMBAC	\$2,714
64	GMACM 2003-HE1 [Total]	100.00%	\$34,596	FGIC	\$34,596
65	GMACM 2003-HE2 [Total]	100.00%	\$10,113	FGIC	\$10,113
66	GMACM 2004-HE1 [Total]	100.00%	\$119,636	FGIC	\$119,636
67	GMACM 2004-HE3 [Total]	100.00%	\$65,515	FSA	\$0
68	GMACM 2004-HE4 [Total]	100.00%	\$57,311	MBIA	\$0
69	GMACM 2004-HE5 [Total]	100.00%	\$12,913	FGIC	\$12,913
70	GMACM 2004-HLTV1 [1]	100.00%	\$17,658	FGIC	\$17,658
71	GMACM 2004-VF1 [1]	100.00%	\$23,912	MBIA	\$0
72	GMACM 2004-VF1 [2]	100.00%	\$23,912	MBIA	\$0
73	GMACM 2005-HE1 [Total]	100.00%	\$49,403	FGIC	\$49,403
74	GMACM 2005-HE2 [Total]	100.00%	\$17,561	FGIC	\$17,561
75	GMACM 2005-HE3 [Total]	100.00%	\$25,522	AMBAC	\$25,522
76	GMACM 2006-HE1 [F]	100.00%	\$16,039	FGIC	\$16,039
77	GMACM 2006-HE1 [H]	100.00%	\$25,827	FGIC	\$25,827
78	GMACM 2006-HE2 [Total]	100.00%	\$9,206	FGIC	\$9,206
79	GMACM 2006-HE4 [Total]	100.00%	\$16,009	MBIA	\$0



A	B	C	D	E	F
Name	Cohort	GMACM Servicer %	Claim	Insurer	GMACM Recognized Claim
1					
80	GMACM 2007-HE1 [Total]	CES 2007	100.00%	\$6,984 MBIA	\$0
81	GMACM 2010-1 [Total]	Subprime 2008	100.00%	\$105,850	\$105,850
82	GMACM 2010-2 [Total]	Subprime 2008	100.00%	\$1,625	\$1,625
83	GPMF 2006-HE1 [F]	Second Lien 2006	100.00%	\$70 XL/CIFG	\$0
84	GPMF 2006-HE1 [H]	Second Lien 2006	100.00%	\$1,267 XL/CIFG	\$0
85	GSR 2007-OA2 [1]	Pay Option ARM 2007	5.00%	\$270	\$270
86	GSR 2007-OA2 [2]	Pay Option ARM 2007	5.00%	\$153	\$153
87	GSRPM 2003-1 [Total]	Subprime 2003	2.50%	\$1,121 Ambac	\$1,121
88	HVMLT 2003-2 [1]	ALT-A 2003	59.98%	\$1,158	\$1,158
89	HVMLT 2003-2 [2]	ALT-A 2003	59.98%	\$2,054	\$2,054
90	HVMLT 2003-2 [3]	ALT-A 2003	59.98%	\$529	\$529
91	HVMLT 2004-1 [1]	Prime 2004	67.73%	\$783	\$783
92	HVMLT 2004-1 [2]	Prime 2004	67.73%	\$623	\$623
93	HVMLT 2004-1 [3]	Prime 2004	67.73%	\$460	\$460
94	HVMLT 2004-1 [4]	Prime 2004	67.73%	\$384	\$384
95	HVMLT 2007-2 [1]	Pay Option ARM 2007	67.20%	\$23,895	\$23,895
96	HVMLT 2007-2 [2]	Pay Option ARM 2007	67.20%	\$65,048 AMBAC	\$65,048
97	IMIM 2003-4 [1]	ALT-A 2003	28.57%	\$2,895 AMBAC	\$2,895
98	IMIM 2003-4 [2]	ALT-A 2003	28.57%	\$137 AMBAC	\$137
99	IMIM 2003-4 [3]	ALT-A 2003	28.57%	\$3,217	\$3,217
100	IMM 2004-6 [1]	ALT-A 2004	8.26%	\$10,911	\$10,911
101	IMM 2004-6 [2]	ALT-A 2004	8.26%	\$1,091 AMBAC	\$1,091
102	IMM 2005-5 [Total]	ALT-A 2005	32.57%	\$105,623 AMBAC	\$105,623
103	IMM 2005-6 [1A]	ALT-A 2005	87.26%	\$323,516 AMBAC	\$323,516
104	IMM 2005-6 [1F]	ALT-A 2005	87.26%	\$50,558 AMBAC	\$50,558
105	IMM 2005-6 [2A]	ALT-A 2005	87.26%	\$48,685	\$48,685
106	IMM 2005-6 [2AS]	ALT-A 2005	87.26%	\$5,913	\$5,913
107	IMM 2005-7 [Total]	ALT-A 2005	4.50%	\$29,377 Ambac	\$29,377
108	IMSA 2005-2 [1]	ALT-A 2005	9.00%	\$4,770 Ambac	\$4,770
109	IMSA 2005-2 [2]	ALT-A 2005	9.00%	\$968 Ambac	\$968
110	IMSA 2006-3 [A]	ALT-A 2006	9.44%	\$76,979 Ambac	\$76,979
111	IMSA 2006-3 [F1]	ALT-A 2006	9.44%	\$14,644 Ambac	\$14,644
112	IMSA 2006-3 [F2]	ALT-A 2006	9.44%	\$3,267 Ambac	\$3,267
113	LMT 2005-1 [IAX]	Prime 2005	0.53%	\$5	\$5
114	LMT 2005-1 [1DISC]	Prime 2005	0.53%	\$3	\$3
115	LMT 2005-1 [1PAX]	Prime 2005	0.53%	\$3	\$3
116	LMT 2005-1 [2AX]	Prime 2005	0.53%	\$6	\$6
117	LMT 2005-1 [2DISC]	Prime 2005	0.53%	\$4	\$4
118	LMT 2005-1 [2PAX]	Prime 2005	0.53%	\$3	\$3

A	B	C	D	E	F
Name	Cohort	GMACM Servicer %	Claim	Insurer	GMACM Recognized Claim
119	LMT 2005-1 [3]	Prime 2005	0.53%	\$4	\$4
120	LMT 2005-1 [4AX]	Prime 2005	0.53%	\$3	\$3
121	LMT 2005-1 [4PAX]	Prime 2005	0.53%	\$1	\$1
122	LMT 2005-1 [5AX]	Prime 2005	0.53%	\$3	\$3
123	LMT 2005-1 [5DISC]	Prime 2005	0.53%	\$1	\$1
124	LMT 2005-1 [6AX]	Prime 2005	0.53%	\$1	\$1
125	LMT 2005-1 [6DISC]	Prime 2005	0.53%	\$6	\$6
126	LMT 2005-1 [6PAX]	Prime 2005	0.53%	\$1	\$1
127	LUM 2007-2 [1]	ALT-A 2007	18.14%	\$4,689	\$4,689
128	LUM 2007-2 [2]	ALT-A 2007	18.14%	\$1,003	\$1,003
129	LXS 2007-15N [FOUR_OPP]	Pay Option ARM 2007	6.24%	\$5,567	Ambac \$5,567
130	LXS 2007-15N [FOUR_1YPP]	Pay Option ARM 2007	6.24%	\$9,366	Ambac \$9,366
131	LXS 2007-15N [FOUR_2YPP]	Pay Option ARM 2007	6.24%	\$1,220	Ambac \$1,220
132	LXS 2007-15N [FOUR_3YPP]	Pay Option ARM 2007	6.24%	\$17,937	Ambac \$17,937
133	LXS 2007-15N [ONE]	Pay Option ARM 2007	6.24%	\$8,091	\$8,091
134	LXS 2007-15N [ONE_C]	Pay Option ARM 2007	6.24%	\$8,341	\$8,341
135	LXS 2007-15N [THREE_OPP]	Pay Option ARM 2007	6.24%	\$2,465	Ambac \$2,465
136	LXS 2007-15N [THREE_1YPP]	Pay Option ARM 2007	6.24%	\$4,554	Ambac \$4,554
137	LXS 2007-15N [THREE_2YPP]	Pay Option ARM 2007	6.24%	\$740	Ambac \$740
138	LXS 2007-15N [THREE_3YPP]	Pay Option ARM 2007	6.24%	\$12,608	Ambac \$12,608
139	LXS 2007-15N [TWO]	Pay Option ARM 2007	6.24%	\$20,517	\$20,517
140	MANA 2007-AF1 [1]	ALT-A 2007	0.03%	\$54	\$54
141	MANA 2007-AF1 [2]	ALT-A 2007	0.03%	\$2	\$2
142	MANA 2007-AF1 [3]	ALT-A 2007	0.03%	\$35	\$35
143	MHL 2004-1 [Total]	ALT-A 2004	100.00%	\$61,400	\$61,400
144	MHL 2004-2 [Total]	ALT-A 2004	100.00%	\$49,797	\$49,797
145	MHL 2005-1 [1]	ALT-A 2005	100.00%	\$74,308	\$74,308
146	MHL 2005-1 [2]	ALT-A 2005	100.00%	\$11,255	\$11,255
147	MHL 2005-2 [1]	ALT-A 2005	100.00%	\$65,041	\$65,041
148	MHL 2005-2 [2]	ALT-A 2005	100.00%	\$7,668	\$7,668
149	MHL 2005-3 [Total]	ALT-A 2005	100.00%	\$123,091	\$123,091
150	MHL 2005-4 [Total]	ALT-A 2005	100.00%	\$164,351	\$164,351
151	MHL 2005-5 [Total]	ALT-A 2005	100.00%	\$231,909	\$231,909
152	MHL 2005-AR1 [Total]	Pay Option ARM 2005	100.00%	\$112,561	\$112,561
153	MHL 2006-1 [1A1]	ALT-A 2006	100.00%	\$63,122	\$63,122
154	MHL 2006-1 [1A2]	ALT-A 2006	100.00%	\$99,845	\$99,845
155	MHL 2006-1 [TWO]	ALT-A 2006	100.00%	\$85,816	\$85,816
156	MHL 2007-2 [Total]	Prime 2007	23.04%	\$813	\$813
157	MSM 2005-10 [1]	Prime 2005	100.00%	\$152	\$152

A	B	C	D	E	F
Name	Cohort	GMACM Servicer %	Claim	Insurer	GMACM Recognized Claim
158	MSM 2005-10 [2]	Prime 2005	100.00%	\$19	\$19
159	MSM 2005-10 [3]	Prime 2005	100.00%	\$34	\$34
160	MSM 2005-10 [4]	Prime 2005	100.00%	\$93	\$93
161	MSM 2005-11AR [1]	ALT-A 2005	15.31%	\$1,165	\$1,165
162	MSM 2005-11AR [2]	ALT-A 2005	15.31%	\$587	\$587
163	MSM 2005-3AR [1]	ALT-A 2005	15.31%	\$171	\$171
164	MSM 2005-3AR [2]	ALT-A 2005	15.31%	\$219	\$219
165	MSM 2005-3AR [3]	ALT-A 2005	15.31%	\$133	\$133
166	MSM 2005-3AR [4]	ALT-A 2005	15.31%	\$42	\$42
167	MSM 2005-3AR [5]	ALT-A 2005	15.31%	\$30	\$30
168	MSM 2005-5AR [1A]	ALT-A 2005	15.31%	\$1,288	\$1,288
169	MSM 2005-5AR [1F]	ALT-A 2005	15.31%	\$778	\$778
170	MSM 2005-5AR [2]	ALT-A 2005	15.31%	\$337	\$337
171	MSM 2005-5AR [3]	ALT-A 2005	15.31%	\$300	\$300
172	MSM 2005-5AR [4]	ALT-A 2005	15.31%	\$352	\$352
173	MSM 2005-6AR [11A]	ALT-A 2005	15.31%	\$388	\$388
174	MSM 2005-6AR [11F]	ALT-A 2005	15.31%	\$249	\$249
175	MSM 2005-6AR [2]	ALT-A 2005	15.31%	\$132	\$132
176	MSM 2005-6AR [3]	ALT-A 2005	15.31%	\$152	\$152
177	MSM 2005-6AR [4]	ALT-A 2005	15.31%	\$45	\$45
178	MSM 2005-6AR [5]	ALT-A 2005	15.31%	\$283	\$283
179	MSM 2005-6AR [6]	ALT-A 2005	15.31%	\$67	\$67
180	MSM 2005-7 [1]	Prime 2005	6.25%	\$3	\$3
181	MSM 2005-7 [2]	Prime 2005	6.25%	\$3	\$3
182	MSM 2005-7 [3]	Prime 2005	6.25%	\$12	\$12
183	MSM 2005-7 [4]	Prime 2005	6.25%	\$8	\$8
184	MSM 2005-7 [5]	Prime 2005	6.25%	\$2	\$2
185	MSM 2005-7 [6]	Prime 2005	6.25%	\$19	\$19
186	MSM 2005-7 [7]	Prime 2005	6.25%	\$20	\$20
187	MSM 2005-9AR [1A]	ALT-A 2005	15.31%	\$164	\$164
188	MSM 2005-9AR [1F]	ALT-A 2005	15.31%	\$89	\$89
189	MSM 2005-9AR [2]	ALT-A 2005	15.31%	\$123	\$123
190	MSM 2005-9AR [3]	ALT-A 2005	15.31%	\$33	\$33
191	MSM 2006-11 [1]	ALT-A 2006	10.93%	\$30	\$30
192	MSM 2006-11 [2]	ALT-A 2006	10.93%	\$19	\$19
193	MSM 2006-11 [3]	ALT-A 2006	10.93%	\$14	\$14
194	MSM 2006-12XS [Total]	ALT-A 2006	10.93%	\$306	\$306
195	MSM 2006-15XS [Total]	ALT-A 2006	10.93%	\$5,097 MBIA	\$0
196	MSM 2006-17XS [Total]	ALT-A 2006	10.93%	\$3,914 MBIA	\$0

A	B	C	D	E	F
Name	Cohort	GMACM Servicer %	Claim	Insurer	GMACM Recognized Claim
197	MSM 2006-1AR [1A]	10.93%	\$3,054		\$3,054
198	MSM 2006-1AR [1F]	10.93%	\$1,505		\$1,505
199	MSM 2006-1AR [2]	10.93%	\$655		\$655
200	MSM 2006-1AR [3]	10.93%	\$364		\$364
201	MSM 2006-1AR [4]	10.93%	\$376		\$376
202	MSM 2006-7 [1]	10.93%	\$26		\$26
203	MSM 2006-7 [2]	10.93%	\$102		\$102
204	MSM 2006-7 [3]	10.93%	\$58		\$58
205	MSM 2006-7 [4]	10.93%	\$77		\$77
206	MSM 2007-1XS [1]	18.19%	\$527		\$527
207	MSM 2007-1XS [2]	18.19%	\$1,107		\$1,107
208	MSM 2007-2AX [1]	18.19%	\$2,717		\$2,717
209	MSM 2007-2AX [2]	18.19%	\$7,735		\$7,735
210	MSM 2007-3XS [1]	18.19%	\$1,222		\$1,222
211	MSM 2007-3XS [2]	18.19%	\$2,850		\$2,850
212	MSM 2007-6XS [1]	18.19%	\$886		\$886
213	MSM 2007-6XS [2]	18.19%	\$1,087		\$1,087
214	MSM 2007-7AX [1]	18.19%	\$4,333		\$4,333
215	MSM 2007-7AX [2]	18.19%	\$21,285		\$21,285
216	MSM 2007-8XS [Total]	18.19%	\$6,310	MBIA	\$0
217	NAA 2004-AP3 [Total]	40.74%	\$21,150	Ambac	\$21,150
218	NAA 2005-AR3 [1]	100.00%	\$20,682		\$20,682
219	NAA 2005-AR3 [2]	100.00%	\$5,982		\$5,982
220	NAA 2005-AR3 [3]	100.00%	\$10,426		\$10,426
221	NAA 2005-AR4 [1]	100.00%	\$1,790		\$1,790
222	NAA 2005-AR4 [2]	100.00%	\$1,387		\$1,387
223	NAA 2005-AR4 [3]	100.00%	\$6,044		\$6,044
224	NAA 2005-AR4 [4]	100.00%	\$5,816		\$5,816
225	NAA 2005-AR4 [5]	100.00%	\$12,353		\$12,353
226	NAA 2005-AR5 [1]	100.00%	\$6,555		\$6,555
227	NAA 2005-AR5 [2]	100.00%	\$14,768		\$14,768
228	NAA 2005-AR5 [3]	100.00%	\$54,530		\$54,530
229	NAA 2005-AR6 [136]	100.00%	\$855		\$855
230	NAA 2005-AR6 [260]	100.00%	\$1,043		\$1,043
231	NAA 2005-AR6 [360]	100.00%	\$970		\$970
232	NAA 2005-AR6 [41]	100.00%	\$97		\$97
233	NAA 2005-AR6 [412]	100.00%	\$305		\$305
234	NAA 2005-AR6 [424]	100.00%	\$2,944		\$2,944
235	NAA 2005-AR6 [436]	100.00%	\$555		\$555

A	B	C	D	E	F
Name	Cohort	GMACM Servicer %	Claim	Insurer	GMACM Recognized Claim
236	NAA 2005-AR6 [46]	100.00%	\$868		\$868
237	NAA 2005-AR6 [460]	100.00%	\$324		\$324
238	NAA 2006-AF1 [I]	100.00%	\$5,653		\$5,653
239	NAA 2006-AF1 [II]	100.00%	\$324		\$324
240	NAA 2006-AF1 [III]	100.00%	\$2,235		\$2,235
241	NAA 2006-AF1 [IV]	100.00%	\$653		\$653
242	NAA 2006-AF1 [V]	100.00%	\$392		\$392
243	NAA 2006-AF2 [1]	98.04%	\$2,245		\$2,245
244	NAA 2006-AF2 [2]	98.04%	\$178		\$178
245	NAA 2006-AF2 [3]	98.04%	\$832		\$832
246	NAA 2006-AF2 [4]	98.04%	\$221		\$221
247	NAA 2006-AF2 [5]	98.04%	\$1,236		\$1,236
248	NAA 2006-AP1 [Total]	100.00%	\$3,284		\$3,284
249	NAA 2006-AR1 [1]	100.00%	\$348		\$348
250	NAA 2006-AR1 [2]	100.00%	\$1,168		\$1,168
251	NAA 2006-AR1 [3]	100.00%	\$289		\$289
252	NAA 2006-AR1 [4]	100.00%	\$193		\$193
253	NAA 2006-AR1 [5]	100.00%	\$2,477		\$2,477
254	NAA 2006-AR2 [1]	100.00%	\$399		\$399
255	NAA 2006-AR2 [2]	100.00%	\$1,578		\$1,578
256	NAA 2006-AR2 [3]	100.00%	\$2,515		\$2,515
257	NAA 2006-S3 [Total]	5.00%	\$2		\$2
258	NAA 2006-S4 [Total]	78.04%	\$206		\$206
259	NAA 2006-S5 [Total]	5.00%	\$57		\$57
260	NAA 2007-3 [Total]	100.00%	\$353,099	Ambac	\$353,099
261	NAA 2007-S1 [Total]	5.00%	\$71		\$71
262	NHELI 2006-AF1 [Total]	99.56%	\$5,884		\$5,884
263	PFCA 2002-IFC1 [Total]	4.50%	\$133	Ambac	\$133
264	PFCA 2002-IFC2 [Total]	4.50%	\$95	Ambac	\$95
265	PFCA 2003-IFC4 [Total]	4.50%	\$110	Ambac	\$110
266	PFCA 2003-IFC5 [Total]	4.50%	\$146	Ambac	\$146
267	PFCA 2003-IFC6 [Total]	4.50%	\$268	Ambac	\$268
268	SACO 2006-8 [Total]	72.68%	\$4,852	Ambac	\$4,852
269	SARM 2004-4 [JAX]	0.06%	\$3		\$3
270	SARM 2004-4 [1PAX]	0.06%	\$2		\$2
271	SARM 2004-4 [2AX]	0.06%	\$4		\$4
272	SARM 2004-4 [2PAX]	0.06%	\$2		\$2
273	SARM 2004-4 [3AX]	0.06%	\$14		\$14
274	SARM 2004-4 [3PAX]	0.06%	\$6		\$6

	A	B	C	D	E	F
1	Name	Cohort	GMACM Servicer %	Claim	Insurer	GMACM Recognized Claim
275	SARM 2004-4 [4AX]	ALT-A 2004	0.06%	\$1		\$1
276	SARM 2004-4 [4PAX]	ALT-A 2004	0.06%	\$1		\$1
277	SARM 2004-4 [5AX]	ALT-A 2004	0.06%	\$1		\$1
278	SARM 2004-4 [5PAX]	ALT-A 2004	0.06%	\$0		\$0
279	STAC 2007-1 [Total]	\$ 2,007	2.50%	\$272	XL Capital	\$0
280	SVHE 2007-1 [1A]	Subprime 2007	7.61%	\$366		\$366
281	SVHE 2007-1 [1F]	Subprime 2007	7.61%	\$168		\$168
282	SVHE 2007-1 [2A]	Subprime 2007	7.61%	\$307		\$307
283	SVHE 2007-1 [2F]	Subprime 2007	7.61%	\$345		\$345
284	TMTS 2006-4SL [F]	Second Lien 2006	100.00%	\$22,408	AMBAC	\$22,408
285	TMTS 2006-4SL [H]	Second Lien 2006	100.00%	\$3,180	AMBAC	\$3,180
286	TMTS 2006-6 [1F]	Second Lien 2006	100.00%	\$25,153	AMBAC	\$25,153
287	TMTS 2006-6 [1H]	Second Lien 2006	100.00%	\$3,935	AMBAC	\$3,935
288	TMTS 2006-6 [2F]	Second Lien 2006	100.00%	\$3,170		\$3,170
289	TMTS 2006-6 [2H]	Second Lien 2006	100.00%	\$62		\$62
290				<b>\$4,883,119</b>		<b>\$4,361,722</b>

**Schedule 4R**

Schedule 4B  
 Joint Chapter 15B  
 Unsecured Services Claim  
 Pg 25 of 53  
 Subject to Further Review and Due Diligence

A		B	C	D	E	F
Name	Cohort	RFC Servicer %	RFC Claim	Insurer	RFC Recognized Claim	
1	BSSLT 2007-SV1A [Total]	36.90%	\$7,610	XL - Insurer Exception	\$7,610	\$7,610
2	DBALT 2006-AR4 [Total]	20.26%	\$671		\$671	\$671
3	DBALT 2007-OA1 [Total]	60.86%	\$21,218		\$21,218	\$21,218
4	GSRPM 2003-1 [Total]	2.50%	\$1,121	Ambac		\$1,121
5	HVMLT 2007-2 [1]	10.28%	\$3,655			\$3,655
6	HVMLT 2007-2 [2]	10.28%	\$9,951	AMBAC		\$9,951
7	IMM 2003-4 [1]	28.57%	\$2,895	AMBAC		\$2,895
8	IMM 2003-4 [2]	28.57%	\$137	AMBAC		\$137
9	IMM 2003-4 [3]	28.57%	\$3,217			\$3,217
10	IMM 2005-5 [Total]	32.57%	\$105,623	AMBAC		\$105,623
11	IMM 2005-7 [Total]	4.50%	\$29,377	Ambac		\$29,377
12	IMSA 2006-3 [A]	9.44%	\$76,979	Ambac		\$76,979
13	IMSA 2006-3 [F1]	9.44%	\$14,644	Ambac		\$14,644
14	IMSA 2006-3 [F2]	9.44%	\$3,267	Ambac		\$3,267
15	LMT 2005-1 [1AX]	0.53%	\$5			\$5
16	LMT 2005-1 [1DISC]	0.53%	\$3			\$3
17	LMT 2005-1 [1PAX]	0.53%	\$3			\$3
18	LMT 2005-1 [2AX]	0.53%	\$6			\$6
19	LMT 2005-1 [2DISC]	0.53%	\$4			\$4
20	LMT 2005-1 [2PAX]	0.53%	\$3			\$3
21	LMT 2005-1 [3]	0.53%	\$4			\$4
22	LMT 2005-1 [4AX]	0.53%	\$3			\$3
23	LMT 2005-1 [4PAX]	0.53%	\$1			\$1
24	LMT 2005-1 [5AX]	0.53%	\$3			\$3
25	LMT 2005-1 [5DISC]	0.53%	\$1			\$1
26	LMT 2005-1 [6AX]	0.53%	\$1			\$1
27	LMT 2005-1 [6DISC]	0.53%	\$6			\$6
28	LMT 2005-1 [6PAX]	0.53%	\$1			\$1
29	LUM 2006-6 [Total]	77.66%	\$31,606			\$31,606
30	LUM 2007-2 [1]	18.14%	\$4,689			\$4,689
31	LUM 2007-2 [2]	18.14%	\$1,003			\$1,003
32	LXS 2007-12N [1]	2.73%	\$258			\$258
33	LXS 2007-12N [2]	2.73%	\$138			\$138
34	LXS 2007-12N [3]	2.73%	\$73			\$73
35	LXS 2007-15N [FOUR_0PP]	15.50%	\$13,832	Ambac		\$13,832
36	LXS 2007-15N [FOUR_1YPP]	15.50%	\$23,270	Ambac		\$23,270
37	LXS 2007-15N [FOUR_2YPP]	15.50%	\$3,030	Ambac		\$3,030
38	LXS 2007-15N [FOUR_3YPP]	15.50%	\$44,565	Ambac		\$44,565
39	LXS 2007-15N [ONE]	15.50%	\$20,102			\$20,102
40	LXS 2007-15N [ONE_C]	15.50%	\$20,724			\$20,724
41	LXS 2007-15N [THREE_0PP]	15.50%	\$6,125	Ambac		\$6,125
42						



A	B	C	D	E	F	
Name	Cohort	RFC Servicer %	RFC Claim	Insurer	RFC Recognized Claim	
1						
43	LXS 2007-15N [THREE_1YPP]	Pay Option ARM 2007	15.50%	\$11,315	Ambac	\$11,315
44	LXS 2007-15N [THREE_2YPP]	Pay Option ARM 2007	15.50%	\$1,838	Ambac	\$1,838
45	LXS 2007-15N [THREE_3YPP]	Pay Option ARM 2007	15.50%	\$31,324	Ambac	\$31,324
46	LXS 2007-15N [TWO]	Pay Option ARM 2007	15.50%	\$50,976		\$50,976
47	LXS 2007-2N [1_A1]	Pay Option ARM 2007	35.47%	\$18		\$18
48	LXS 2007-2N [1_A2]	Pay Option ARM 2007	35.47%	\$49		\$49
49	LXS 2007-2N [1_A3]	Pay Option ARM 2007	35.47%	\$5		\$5
50	LXS 2007-2N [1_A4]	Pay Option ARM 2007	35.47%	\$1,420		\$1,420
51	LXS 2007-2N [2_A4]	Pay Option ARM 2007	35.47%	\$1,892		\$1,892
52	LXS 2007-2N [3_A1]	Pay Option ARM 2007	35.47%	\$260		\$260
53	LXS 2007-2N [3_A2]	Pay Option ARM 2007	35.47%	\$575		\$575
54	LXS 2007-2N [3_A3]	Pay Option ARM 2007	35.47%	\$81		\$81
55	LXS 2007-2N [3_A4]	Pay Option ARM 2007	35.47%	\$1,713		\$1,713
56	LXS 2007-4N [1A1]	Pay Option ARM 2007	14.62%	\$294		\$294
57	LXS 2007-4N [1A2]	Pay Option ARM 2007	14.62%	\$854		\$854
58	LXS 2007-4N [1A3]	Pay Option ARM 2007	14.62%	\$102		\$102
59	LXS 2007-4N [2A2]	Pay Option ARM 2007	14.62%	\$476		\$476
60	LXS 2007-4N [2A3]	Pay Option ARM 2007	14.62%	\$93		\$93
61	LXS 2007-4N [2A4]	Pay Option ARM 2007	14.62%	\$1,086		\$1,086
62	LXS 2007-4N [3A4]	Pay Option ARM 2007	14.62%	\$1,111		\$1,111
63	MANA 2007-OAR4 [Total]	Pay Option ARM 2007	63.96%	\$14,370		\$14,370
64	MHL 2007-2 [Total]	Prime 2007	23.04%	\$813		\$813
65	MSM 2005-11AR [1]	ALT-A 2005	15.31%	\$1,165		\$1,165
66	MSM 2005-11AR [2]	ALT-A 2005	15.31%	\$587		\$587
67	MSM 2005-3AR [1]	ALT-A 2005	15.31%	\$171		\$171
68	MSM 2005-3AR [2]	ALT-A 2005	15.31%	\$219		\$219
69	MSM 2005-3AR [3]	ALT-A 2005	15.31%	\$133		\$133
70	MSM 2005-3AR [4]	ALT-A 2005	15.31%	\$42		\$42
71	MSM 2005-3AR [5]	ALT-A 2005	15.31%	\$30		\$30
72	MSM 2005-5AR [1A]	ALT-A 2005	15.31%	\$1,288		\$1,288
73	MSM 2005-5AR [1F]	ALT-A 2005	15.31%	\$778		\$778
74	MSM 2005-5AR [2]	ALT-A 2005	15.31%	\$337		\$337
75	MSM 2005-5AR [3]	ALT-A 2005	15.31%	\$300		\$300
76	MSM 2005-5AR [4]	ALT-A 2005	15.31%	\$352		\$352
77	MSM 2005-6AR [11A]	ALT-A 2005	15.31%	\$388		\$388
78	MSM 2005-6AR [11F]	ALT-A 2005	15.31%	\$249		\$249
79	MSM 2005-6AR [2]	ALT-A 2005	15.31%	\$132		\$132
80	MSM 2005-6AR [3]	ALT-A 2005	15.31%	\$152		\$152
81	MSM 2005-6AR [4]	ALT-A 2005	15.31%	\$45		\$45
82	MSM 2005-6AR [5]	ALT-A 2005	15.31%	\$283		\$283
83	MSM 2005-6AR [6]	ALT-A 2005	15.31%	\$67		\$67

Schedule 4B  
 Joint Chapter 1 Plan  
 Unsecured-Separate Claim  
 Pg 27 of 53  
 Subject to Further Review and Due Diligence

A		B	C	D	E	F
Name		Cohort	RFC Servicer %	RFC Claim	Insurer	RFC Recognized Claim
1	84	MSM 2005-7 [1]	Prime 2005	6.25%	\$3	\$3
	85	MSM 2005-7 [2]	Prime 2005	6.25%	\$3	\$3
	86	MSM 2005-7 [3]	Prime 2005	6.25%	\$12	\$12
	87	MSM 2005-7 [4]	Prime 2005	6.25%	\$8	\$8
	88	MSM 2005-7 [5]	Prime 2005	6.25%	\$2	\$2
	89	MSM 2005-7 [6]	Prime 2005	6.25%	\$19	\$19
	90	MSM 2005-7 [7]	Prime 2005	6.25%	\$20	\$20
	91	MSM 2005-9AR [1A]	ALT-A 2005	15.31%	\$164	\$164
	92	MSM 2005-9AR [1F]	ALT-A 2005	15.31%	\$89	\$89
	93	MSM 2005-9AR [2]	ALT-A 2005	15.31%	\$123	\$123
	94	MSM 2005-9AR [3]	ALT-A 2005	15.31%	\$33	\$33
	95	MSM 2006-11 [1]	ALT-A 2006	10.93%	\$30	\$30
	96	MSM 2006-11 [2]	ALT-A 2006	10.93%	\$19	\$19
	97	MSM 2006-11 [3]	ALT-A 2006	10.93%	\$14	\$14
	98	MSM 2006-12XS [Total]	ALT-A 2006	10.93%	\$306	\$306
	99	MSM 2006-15XS [Total]	ALT-A 2006	10.93%	\$5,097	\$0
	100	MSM 2006-17XS [Total]	ALT-A 2006	10.93%	\$3,914	\$0
	101	MSM 2006-1AR [1A]	ALT-A 2006	10.93%	\$3,054	\$3,054
	102	MSM 2006-1AR [1F]	ALT-A 2006	10.93%	\$1,505	\$1,505
	103	MSM 2006-1AR [2]	ALT-A 2006	10.93%	\$655	\$655
	104	MSM 2006-1AR [3]	ALT-A 2006	10.93%	\$364	\$364
	105	MSM 2006-1AR [4]	ALT-A 2006	10.93%	\$376	\$376
	106	MSM 2006-7 [1]	ALT-A 2006	10.93%	\$26	\$26
	107	MSM 2006-7 [2]	ALT-A 2006	10.93%	\$102	\$102
	108	MSM 2006-7 [3]	ALT-A 2006	10.93%	\$58	\$58
	109	MSM 2006-7 [4]	ALT-A 2006	10.93%	\$77	\$77
	110	MSM 2007-1XS [1]	ALT-A 2007	18.19%	\$527	\$527
	111	MSM 2007-1XS [2]	ALT-A 2007	18.19%	\$1,107	\$1,107
	112	MSM 2007-2AX [1]	ALT-A 2007	18.19%	\$2,717	\$2,717
	113	MSM 2007-2AX [2]	ALT-A 2007	18.19%	\$7,735	\$7,735
	114	MSM 2007-3XS [1]	ALT-A 2007	18.19%	\$1,222	\$1,222
	115	MSM 2007-3XS [2]	ALT-A 2007	18.19%	\$2,850	\$2,850
	116	MSM 2007-6XS [1]	ALT-A 2007	18.19%	\$886	\$886
	117	MSM 2007-6XS [2]	ALT-A 2007	18.19%	\$1,087	\$1,087
	118	MSM 2007-7AX [1]	ALT-A 2007	18.19%	\$4,333	\$4,333
	119	MSM 2007-7AX [2]	ALT-A 2007	18.19%	\$21,285	\$21,285
	120	MSM 2007-8XS [Total]	ALT-A 2007	18.19%	\$6,310	\$0
	121	PFCA 2002-IFC1 [Total]	Subprime 2002	4.50%	\$133	\$133
	122	PFCA 2002-IFC2 [Total]	Subprime 2002	4.50%	\$95	\$95
	123	PFCA 2003-IFC4 [Total]	Subprime 2003	4.50%	\$110	\$110
	124	PFCA 2003-IFC5 [Total]	Subprime 2003	4.50%	\$146	\$146

Schedule 4B - RFC Recognized Unsecured Secured Claim  
 Joint Chapter 11 Plan Pg 28 of 253  
 Subject to Further Review and Due Diligence

A	B	C	D	E	F	
Name	Cohort	RFC Servicer %	RFC Claim	Insurer	RFC Recognized Claim	
1						
125	PFC A 2003-IFC6 [Total]	Subprime 2003	4.50%	\$268	Ambac	\$268
126	RALI 2006-QH1 [Total]	Pay Option Arm 2006	100.00%	\$14,921	Ambac	\$14,921
127	RALI 2006-QQ1 [1]	Pay Option Arm 2006	100.00%	\$7,918		\$7,918
128	RALI 2006-QQ1 [2]	Pay Option Arm 2006	100.00%	\$16,057		\$16,057
129	RALI 2006-QQ1 [3]	Pay Option Arm 2006	100.00%	\$40,320		\$40,320
130	RALI 2006-QQ10 [1]	Pay Option Arm 2006	100.00%	\$43,286		\$43,286
131	RALI 2006-QQ10 [2]	Pay Option Arm 2006	100.00%	\$13,628		\$13,628
132	RALI 2006-QQ2 [Total]	Pay Option Arm 2006	100.00%	\$45,747		\$45,747
133	RALI 2006-QQ3 [Total]	Pay Option Arm 2006	100.00%	\$45,447		\$45,447
134	RALI 2006-QQ4 [1]	Pay Option Arm 2006	100.00%	\$34,617	XL	\$0
135	RALI 2006-QQ4 [2]	Pay Option Arm 2006	100.00%	\$31,540	XL	\$0
136	RALI 2006-QQ5 [1]	Pay Option Arm 2006	100.00%	\$30,223		\$30,223
137	RALI 2006-QQ5 [2]	Pay Option Arm 2006	100.00%	\$33,300		\$33,300
138	RALI 2006-QQ5 [3]	Pay Option Arm 2006	100.00%	\$19,463		\$19,463
139	RALI 2006-QQ6 [Total]	Pay Option Arm 2006	100.00%	\$97,257		\$97,257
140	RALI 2006-QQ7 [1]	Pay Option Arm 2006	100.00%	\$44,405		\$44,405
141	RALI 2006-QQ7 [2]	Pay Option Arm 2006	100.00%	\$32,312		\$32,312
142	RALI 2006-QQ7 [3_PP_0YR]	Pay Option Arm 2006	100.00%	\$14,028		\$14,028
143	RALI 2006-QQ7 [3_PP_1YR]	Pay Option Arm 2006	100.00%	\$17,534		\$17,534
144	RALI 2006-QQ7 [3_PP_3YR]	Pay Option Arm 2006	100.00%	\$440		\$440
145	RALI 2006-QQ8 [1NO_PP]	Pay Option Arm 2006	100.00%	\$8,739		\$8,739
146	RALI 2006-QQ8 [1PP_1YR]	Pay Option Arm 2006	100.00%	\$17,415		\$17,415
147	RALI 2006-QQ8 [1PP_3YR]	Pay Option Arm 2006	100.00%	\$30,833		\$30,833
148	RALI 2006-QQ8 [2PP_3YR]	Pay Option Arm 2006	100.00%	\$30,119		\$30,119
149	RALI 2006-QQ9 [1NO_PP]	Pay Option Arm 2006	100.00%	\$5,124		\$5,124
150	RALI 2006-QQ9 [1PP_1YR]	Pay Option Arm 2006	100.00%	\$10,223		\$10,223
151	RALI 2006-QQ9 [1PP_23YR]	Pay Option Arm 2006	100.00%	\$14		\$14
152	RALI 2006-QQ9 [1PP_3YR]	Pay Option Arm 2006	100.00%	\$18,051		\$18,051
153	RALI 2006-QQ9 [2PP_3YR]	Pay Option Arm 2006	100.00%	\$17,779		\$17,779
154	RALI 2007-QH1 [Total]	ALT-A 2007	100.00%	\$20,856		\$20,856
155	RALI 2007-QH2 [Total]	ALT-A 2007	100.00%	\$14,115		\$14,115
156	RALI 2007-QH3 [Total]	ALT-A 2007	100.00%	\$13,235		\$13,235
157	RALI 2007-QH4 [Total]	ALT-A 2007	100.00%	\$10,545		\$10,545
158	RALI 2007-QH5 [1]	ALT-A 2007	100.00%	\$11,485		\$11,485
159	RALI 2007-QH5 [2]	ALT-A 2007	100.00%	\$5,050		\$5,050
160	RALI 2007-QH6 [Total]	ALT-A 2007	100.00%	\$15,940		\$15,940
161	RALI 2007-QH7 [1]	ALT-A 2007	100.00%	\$4,537		\$4,537
162	RALI 2007-QH7 [2]	ALT-A 2007	100.00%	\$2,833		\$2,833
163	RALI 2007-QH8 [Total]	ALT-A 2007	100.00%	\$14,767		\$14,767
164	RALI 2007-QH9 [Total]	ALT-A 2007	100.00%	\$12,958		\$12,958
165	RALI 2007-QQ1 [Total]	Pay Option Arm 2007	100.00%	\$36,246		\$36,246

Schedule 4B - RFC Recognized Unsecured Service Claim  
 Joint Chapter 11 Plan No. 290-0233  
 Subject to Further Review and Due Diligence

A	B	C	D	E	F
Name	Cohort	RFC Servicer %	RFC Claim	Insurer	RFC Recognized Claim
1					
166	RALI 2007-QQ2 [Total]	Pay Option Arm 2007	100.00%	\$29,382	\$29,382
167	RALI 2007-QQ3 [Total]	Pay Option Arm 2007	100.00%	\$10,708	\$10,708
168	RALI 2007-QQ4 [1YPP]	Pay Option Arm 2007	100.00%	\$4,309	\$4,309
169	RALI 2007-QQ4 [3YPP]	Pay Option Arm 2007	100.00%	\$14,682	\$14,682
170	RALI 2007-QQ4 [NOPP]	Pay Option Arm 2007	100.00%	\$2,810	\$2,810
171	RALI 2007-QQ5 [Total]	Pay Option Arm 2007	100.00%	\$8,360	\$8,360
172	RAMP 2001-RS1 [1]	Subprime 2001	100.00%	\$51,054	AMBAC
173	RAMP 2001-RS1 [2]	Subprime 2001	100.00%	\$24,366	AMBAC
174	RAMP 2001-RS3 [1]	Subprime 2001	100.00%	\$70,395	AMBAC
175	RAMP 2001-RS3 [2]	Subprime 2001	100.00%	\$27,695	AMBAC
176	RAMP 2002-RS1 [1]	Subprime 2002	100.00%	\$66,834	AMBAC - Insurer Exception
177	RAMP 2002-RS1 [2]	Subprime 2002	100.00%	\$14,130	
178	RAMP 2002-RS4 [1]	Subprime 2002	100.00%	\$56,645	AMBAC
179	RAMP 2002-RS4 [2]	Subprime 2002	100.00%	\$27,910	AMBAC
180	RAMP 2002-RS5 [1]	Subprime 2002	100.00%	\$58,952	Ambac
181	RAMP 2002-RS5 [2]	Subprime 2002	100.00%	\$22,943	Ambac
182	RAMP 2002-RS6 [1]	Subprime 2002	100.00%	\$85,854	Ambac
183	RAMP 2002-RS6 [2]	Subprime 2002	100.00%	\$35,764	Ambac
184	RAMP 2002-RS7 [Total]	Subprime 2003	100.00%	\$43,776	Ambac
185	RAMP 2002-RZ4 [Total]	Subprime 2002	100.00%	\$66,238	Ambac
186	RAMP 2003-RS1 [1]	Subprime 2003	100.00%	\$61,843	
187	RAMP 2003-RS1 [2]	Subprime 2003	100.00%	\$82,457	Ambac
188	RAMP 2003-RS11 [1]	Subprime 2003	100.00%	\$175,913	AMBAC - Insurer Exception
189	RAMP 2003-RS11 [2A]	Subprime 2003	100.00%	\$146,616	
190	RAMP 2003-RS11 [2B]	Subprime 2003	100.00%	\$58,436	
191	RAMP 2003-RS2 [1]	Subprime 2003	100.00%	\$137,950	AMBAC
192	RAMP 2003-RS2 [2]	Subprime 2003	100.00%	\$137,950	AMBAC
193	RAMP 2003-RS3 [1]	Subprime 2003	100.00%	\$79,732	AMBAC
194	RAMP 2003-RS3 [2]	Subprime 2003	100.00%	\$146,176	AMBAC
195	RAMP 2003-RS4 [1]	Subprime 2003	100.00%	\$117,291	AMBAC
196	RAMP 2003-RS4 [2A]	Subprime 2003	100.00%	\$93,833	AMBAC
197	RAMP 2003-RS4 [2B]	Subprime 2003	100.00%	\$50,435	AMBAC
198	RAMP 2003-RS5 [1]	Subprime 2003	100.00%	\$140,357	Ambac
199	RAMP 2003-RS5 [2A]	Subprime 2003	100.00%	\$67,326	Ambac
200	RAMP 2003-RS5 [2B]	Subprime 2003	100.00%	\$43,362	Ambac
201	RAMP 2003-RS6 [1]	Subprime 2003	100.00%	\$123,476	Ambac
202	RAMP 2003-RS6 [2A]	Subprime 2003	100.00%	\$67,351	Ambac
203	RAMP 2003-RS6 [2B]	Subprime 2003	100.00%	\$33,675	Ambac
204	RAMP 2003-RS8 [1]	Subprime 2003	100.00%	\$146,139	Ambac - Insurer Exception
205	RAMP 2003-RS8 [2A]	Subprime 2003	100.00%	\$82,916	
206	RAMP 2003-RS8 [2B]	Subprime 2003	100.00%	\$55,430	

Schedule 4B - RFC Recognized Unsecured Servicing Claim  
 Joint Chapter 1 Plan No. 250 of 253  
 Subject to Further Review and Due Diligence

A	B	C	D	E	F
Name	Cohort	RFC Servicer %	RFC Claim	Insurer	RFC Recognized Claim
1					
207	RAMP 2003-RS9 [1]	Subprime 2003	100.00%	AMBAC - Insurer Exception	\$120,135
208	RAMP 2003-RS9 [2A]	Subprime 2003	100.00%		\$91,531
209	RAMP 2003-RS9 [2B]	Subprime 2003	100.00%		\$74,369
210	RAMP 2003-RZ1 [1]	Subprime 2003	100.00%	AMBAC	\$59,951
211	RAMP 2003-RZ1 [2]	Subprime 2003	100.00%	AMBAC	\$37,469
212	RAMP 2003-RZ2 [Total]	Subprime 2003	100.00%	AMBAC	\$42,533
213	RAMP 2003-RZ3 [Total]	Subprime 2003	100.00%	Ambac - Insurer Exception	\$70,082
214	RAMP 2003-RZ4 [Total]	Subprime 2003	100.00%	AMBAC - Insurer Exception	\$129,302
215	RAMP 2003-RZ5 [1]	Subprime 2003	100.00%	AMBAC - Insurer Exception	\$98,320
216	RAMP 2003-RZ5 [2]	Subprime 2003	100.00%		\$16,387
217	RAMP 2004-RS1 [1]	Subprime 2004	100.00%	AMBAC - Insurer Exception	\$131,073
218	RAMP 2004-RS1 [2A]	Subprime 2004	100.00%		\$141,460
219	RAMP 2004-RS1 [2B]	Subprime 2004	100.00%		\$94,471
220	RAMP 2004-RS5 [1]	Subprime 2004	100.00%	AMBAC	\$102,935
221	RAMP 2004-RS5 [2A]	Subprime 2004	100.00%		\$83,635
222	RAMP 2004-RS5 [2B]	Subprime 2004	100.00%		\$83,635
223	RAMP 2004-RS7 [1]	Subprime 2004	100.00%	FGIC	\$96,836
224	RAMP 2004-RS7 [2A]	Subprime 2004	100.00%	FGIC	\$84,732
225	RAMP 2004-RS7 [2B]	Subprime 2004	100.00%	FGIC	\$76,259
226	RAMP 2004-RS7 [3]	Subprime 2004	100.00%	FGIC	\$30,261
227	RAMP 2004-RS9 [1]	Subprime 2004	100.00%	AMBAC	\$76,745
228	RAMP 2004-RS9 [2]	Subprime 2004	100.00%		\$188,374
229	RAMP 2004-RZ2 [1]	Subprime 2004	100.00%	FGIC	\$48,173
230	RAMP 2004-RZ2 [2]	Subprime 2004	100.00%	FGIC	\$28,101
231	RAMP 2005-EFC7 [1A]	Subprime 2005	100.00%	FGIC	\$169,698
232	RAMP 2005-EFC7 [1F]	Subprime 2005	100.00%	FGIC	\$42,539
233	RAMP 2005-EFC7 [2A]	Subprime 2005	100.00%	FGIC	\$77,711
234	RAMP 2005-EFC7 [2F]	Subprime 2005	100.00%	FGIC	\$7,123
235	RAMP 2005-NC1 [1A]	Subprime 2005	100.00%	FGIC	\$218,843
236	RAMP 2005-NC1 [1F]	Subprime 2005	100.00%	FGIC	\$49,756
237	RAMP 2005-NC1 [2A]	Subprime 2005	100.00%	FGIC	\$175,407
238	RAMP 2005-NC1 [2F]	Subprime 2005	100.00%	FGIC	\$58,161
239	RAMP 2005-RS9 [1A_L]	Subprime 2005	100.00%	FGIC	\$55,653
240	RAMP 2005-RS9 [1A_S]	Subprime 2005	100.00%	FGIC	\$202,078
241	RAMP 2005-RS9 [1F]	Subprime 2005	100.00%	FGIC	\$80,546
242	RAMP 2005-RS9 [2A_L]	Subprime 2005	100.00%	FGIC	\$19,125
243	RAMP 2005-RS9 [2A_S]	Subprime 2005	100.00%	FGIC	\$183,544
244	RAMP 2005-RS9 [2F]	Subprime 2005	100.00%	FGIC	\$42,071
245	RASC 1999-RS1 [1]	Subprime 1999	100.00%	AMBAC	\$6,659
246	RASC 1999-RS1 [2]	Subprime 1999	100.00%	AMBAC	\$4,378
247	RASC 2001-KS1 [1]	Subprime 2001	100.00%	FGIC	\$181,210

Schedule 4B - RFC Recognized Unsecured Service Claim  
 Joint Chapter 1 Plan Page 251 of 253  
 Subject to Further Review and Due Diligence

A		B	C	D	E	F
Name		Cohort	RFC Servicer %	RFC Claim	Insurer	RFC Recognized Claim
1						
248	RASC 2001-KS1 [2]	Subprime 2001	100.00%	\$193,708	FGIC	\$193,708
249	RASC 2002-KS1 [1]	Subprime 2002	100.00%	\$261,115	Ambac	\$261,115
250	RASC 2002-KS1 [2A]	Subprime 2002	100.00%	\$105,690	Ambac	\$105,690
251	RASC 2002-KS1 [2B]	Subprime 2002	100.00%	\$105,690	Ambac	\$105,690
252	RASC 2002-KS4 [1]	Subprime 2002	100.00%	\$117,159	AMBAC	\$117,159
253	RASC 2002-KS4 [2A]	Subprime 2002	100.00%	\$154,437	AMBAC	\$154,437
254	RASC 2002-KS4 [2B]	Subprime 2002	100.00%	\$154,437	AMBAC	\$154,437
255	RASC 2002-KS6 [1]	Subprime 2002	100.00%	\$112,045	AMBAC	\$112,045
256	RASC 2002-KS6 [2]	Subprime 2002	100.00%	\$156,864	AMBAC	\$156,864
257	RASC 2002-KS8 [Total]	Subprime 2002	100.00%	\$168,071	Ambac	\$168,071
258	RASC 2003-KS4 [1]	Subprime 2003	100.00%	\$131,850		\$131,850
259	RASC 2003-KS4 [2A]	Subprime 2003	100.00%	\$50,712	Ambac	\$50,712
260	RASC 2003-KS4 [2B]	Subprime 2003	100.00%	\$40,569	Ambac	\$40,569
261	RASC 2003-KS4 [3]	Subprime 2003	100.00%	\$40,569	Ambac	\$40,569
262	RASC 2003-KS5 [1]	Subprime 2003	100.00%	\$44,803	Ambac	\$44,803
263	RASC 2003-KS5 [2A]	Subprime 2003	100.00%	\$62,725	Ambac	\$62,725
264	RASC 2003-KS5 [2B]	Subprime 2003	100.00%	\$49,284	Ambac	\$49,284
265	RASC 2003-KS9 [1]	Subprime 2003	100.00%	\$80,447	AMBAC	\$80,447
266	RASC 2003-KS9 [2A]	Subprime 2003	100.00%	\$80,447	AMBAC	\$80,447
267	RASC 2003-KS9 [2B]	Subprime 2003	100.00%	\$80,447	AMBAC	\$80,447
268	RASC 2004-KS4 [1]	Subprime 2004	100.00%	\$52,020	AMBAC	\$52,020
269	RASC 2004-KS4 [2A]	Subprime 2004	100.00%	\$78,031	AMBAC	\$78,031
270	RASC 2004-KS4 [2B]	Subprime 2004	100.00%	\$78,031	AMBAC	\$78,031
271	RASC 2004-KS7 [1]	Subprime 2004	100.00%	\$41,951	FGIC	\$41,951
272	RASC 2004-KS7 [2A]	Subprime 2004	100.00%	\$80,905	FGIC	\$80,905
273	RASC 2004-KS7 [2B]	Subprime 2004	100.00%	\$80,905	FGIC	\$80,905
274	RASC 2004-KS9 [1]	Subprime 2004	100.00%	\$37,762	FGIC	\$37,762
275	RASC 2004-KS9 [2]	Subprime 2004	100.00%	\$113,284	FGIC	\$113,284
276	RASC 2005-EMX5 [A]	Subprime 2005	100.00%	\$182,713	FGIC	\$182,713
277	RASC 2005-EMX5 [F]	Subprime 2005	100.00%	\$41,064	FGIC	\$41,064
278	RASC 2007-EMX1 [1A]	Subprime 2007	100.00%	\$213,035	FGIC	\$213,035
279	RASC 2007-EMX1 [1F]	Subprime 2007	100.00%	\$76,479	FGIC	\$76,479
280	RASC 2007-EMX1 [2A]	Subprime 2007	100.00%	\$201,675	FGIC	\$201,675
281	RASC 2007-EMX1 [2F]	Subprime 2007	100.00%	\$56,812	FGIC	\$56,812
282	RFMS2 1999-H11 [Total]	Second Lien 1999	100.00%	\$32,228	AMBAC	\$32,228
283	RFMS2 1999-H14 [Total]	Second Lien 1999	100.00%	\$28,865	AMBAC	\$28,865
284	RFMS2 1999-H16 [I]	Second Lien 1999	100.00%	\$36,926	AMBAC	\$36,926
285	RFMS2 1999-H16 [II]	Second Lien 1999	100.00%	\$2,104	AMBAC	\$2,104
286	RFMS2 1999-H18 [I]	Second Lien 1999	100.00%	\$25,083	AMBAC	\$25,083
287	RFMS2 1999-H18 [II]	Second Lien 1999	100.00%	\$1,311	AMBAC	\$1,311
288	RFMS2 2000-H11 [I]	Second Lien 2000	100.00%	\$104,627	AMBAC	\$104,627

Schedule 4B  
 Joint Chapter 1 Plan  
 Unsecured Servicing Claim  
 Pg 25 of 253  
 Subject to Further Review and Due Diligence

A	B	C	D	E	F	
Name	Cohort	RFC Servicer %	RFC Claim	Insurer	RFC Recognized Claim	
1						
289	RFMS2 2000-H11 [II]	Second Lien 2000	100.00%	\$4,295	AMBAC	\$4,295
290	RFMS2 2000-H12 [I]	Second Lien 2000	100.00%	\$57,536	AMBAC	\$57,536
291	RFMS2 2000-H12 [II]	Second Lien 2000	100.00%	\$2,554	AMBAC	\$2,554
292	RFMS2 2000-H13 [I]	Second Lien 2000	100.00%	\$72,664	AMBAC	\$72,664
293	RFMS2 2000-H13 [II]	Second Lien 2000	100.00%	\$3,238	AMBAC	\$3,238
294	RFMS2 2000-H14 [1]	Second Lien 2000	100.00%	\$72,512	AMBAC	\$72,512
295	RFMS2 2000-H14 [2]	Second Lien 2000	100.00%	\$3,642	AMBAC	\$3,642
296	RFMS2 2000-H15 [1]	Second Lien 2000	100.00%	\$146,553	AMBAC	\$146,553
297	RFMS2 2000-H15 [2]	Second Lien 2000	100.00%	\$6,661	AMBAC	\$6,661
298	RFMS2 2000-HL1 [1]	Second Lien 2000	100.00%	\$9,977	AMBAC	\$9,977
299	RFMS2 2000-HL1 [2]	Second Lien 2000	100.00%	\$1,281	AMBAC	\$1,281
300	RFMS2 2001-H11 [Total]	Second Lien 2001	100.00%	\$34,464	AMBAC	\$34,464
301	RFMS2 2001-H12 [1]	Second Lien 2001	100.00%	\$25,340	AMBAC	\$25,340
302	RFMS2 2001-H12 [2]	Second Lien 2001	100.00%	\$1,310	AMBAC	\$1,310
303	RFMS2 2001-H13 [1]	Second Lien 2001	100.00%	\$54,530	AMBAC	\$54,530
304	RFMS2 2001-H13 [2]	Second Lien 2001	100.00%	\$1,337	AMBAC	\$1,337
305	RFMS2 2001-H14 [Total]	Second Lien 2001	100.00%	\$54,258	AMBAC	\$54,258
306	RFMS2 2001-HS2 [Total]	Second Lien 2001	100.00%	\$5,585	AMBAC	\$5,585
307	RFMS2 2001-HS3 [1]	CES 2001	100.00%	\$2,260		\$2,260
308	RFMS2 2001-HS3 [2]	CES 2001	100.00%	\$778	AMBAC	\$778
309	RFMS2 2002-H11 [Total]	Second Lien 2002	100.00%	\$46,247	AMBAC	\$46,247
310	RFMS2 2002-H12 [1]	Second Lien 2002	100.00%	\$22,664	AMBAC	\$22,664
311	RFMS2 2002-H12 [2]	Second Lien 2002	100.00%	\$10,073	AMBAC	\$10,073
312	RFMS2 2002-H13 [Total]	Second Lien 2002	100.00%	\$36,431	AMBAC	\$36,431
313	RFMS2 2002-HS3 [1]	CES 2002	100.00%	\$1,824	FGIC	\$1,824
314	RFMS2 2002-HS3 [2]	CES 2002	100.00%	\$1,662	FGIC	\$1,662
315	RFMS2 2003-H13 [1]	Second Lien 2003	100.00%	\$13,360	AMBAC	\$13,360
316	RFMS2 2003-H13 [2]	Second Lien 2003	100.00%	\$13,360	AMBAC	\$13,360
317	RFMS2 2003-HS1 [1]	CES 2003	100.00%	\$5,905	FGIC	\$5,905
318	RFMS2 2003-HS1 [2]	CES 2003	100.00%	\$2,805	FGIC	\$2,805
319	RFMS2 2003-HS2 [1]	CES 2003	100.00%	\$6,870		\$6,870
320	RFMS2 2003-HS2 [2A]	CES 2003	100.00%	\$1,740	FGIC	\$1,740
321	RFMS2 2003-HS2 [2B]	CES 2003	100.00%	\$2,840	FGIC	\$2,840
322	RFMS2 2003-HS4 [1]	Second Lien 2003	100.00%	\$3,480	AMBAC	\$3,480
323	RFMS2 2003-HS4 [2]	Second Lien 2003	100.00%	\$3,480	AMBAC	\$3,480
324	RFMS2 2004-H12 [Total]	Second Lien 2004	100.00%	\$27,528	FGIC	\$27,528
325	RFMS2 2004-H13 [Total]	Second Lien 2004	100.00%	\$16,950	FGIC	\$16,950
326	RFMS2 2004-HS1 [1]	CES 2004	100.00%	\$7,928	FGIC	\$7,928
327	RFMS2 2004-HS1 [2]	CES 2004	100.00%	\$4,419	FGIC	\$4,419
328	RFMS2 2004-HS3 [Total]	CES 2004	100.00%	\$5,741	FGIC	\$5,741
329	RFMS2 2005-H11 [Total]	Second Lien 2005	100.00%	\$12,289	FGIC	\$12,289

Schedule 4B  
 Joint Chapter 1 Plan  
 Unsecured Servicing Claim  
 Pg 23 of 233  
 Subject to Further Review and Due Diligence

A	B	C	D	E	F
Name	Cohort	RFCServicer %	RFCClaim	Insurer	RFCServicing Claim
1					
330	RFMS2 2005-HS1 [1]	100.00%	\$11,344	FGIC	\$11,344
331	RFMS2 2005-HS1 [2]	100.00%	\$6,188	FGIC	\$6,188
332	RFMS2 2005-HS2 [1]	100.00%	\$6,901	FGIC	\$6,901
333	RFMS2 2005-HS2 [2]	100.00%	\$4,437	FGIC	\$4,437
334	RFMS2 2005-HSA1 [1]	100.00%	\$3,440	FGIC	\$3,440
335	RFMS2 2005-HSA1 [2]	100.00%	\$1,946	FGIC	\$1,946
336	RFMS2 2006-HI2 [Total]	100.00%	\$3,240	FGIC	\$3,240
337	RFMS2 2006-HI5 [Total]	100.00%	\$2,862	FGIC	\$2,862
338	RFMS2 2006-HSA2 [1]	100.00%	\$2,918	FGIC	\$2,918
339	RFMS2 2006-HSA2 [2]	100.00%	\$1,459	FGIC	\$1,459
340	RFMS2 2007-HI1 [Total]	100.00%	\$2,840	FGIC	\$2,840
341	RFMS2 2007-HSA1 [Total]	100.00%	\$2,430	MBIA	\$0
342	RFMS2 2007-HSA2 [Total]	100.00%	\$1,975	MBIA	\$0
343	RFMS2 2007-HSA3 [1]	100.00%	\$1,361	MBIA	\$0
344	RFMS2 2007-HSA3 [2]	100.00%	\$547	MBIA	\$0
345	RFMSI 2005-S2 [Total]	100.00%	\$8,728	FGIC - Insurer Exception	\$8,728
346	RFMSI 2005-S7 [Total]	100.00%	\$26,331	FGIC	\$26,331
347	RFSC 2002-RP1 [1]	100.00%	\$11,347	AMBAC	\$11,347
348	RFSC 2002-RP1 [2]	100.00%	\$11,635	AMBAC	\$11,635
349	RFSC 2002-RP2 [Total]	100.00%	\$82,515	AMBAC	\$82,515
350	RFSC 2003-RP1 [1A]	100.00%	\$78,140	AMBAC - Insurer Exception	\$78,140
351	RFSC 2003-RP1 [1F]	100.00%	\$65,891	AMBAC - Insurer Exception	\$65,891
352	RFSC 2003-RP2 [1A]	100.00%	\$19,461	AMBAC	\$19,461
353	RFSC 2003-RP2 [1F]	100.00%	\$27,428	AMBAC	\$27,428
354	RFSC 2003-RP2 [2A]	100.00%	\$34,685	AMBAC	\$34,685
355	RFSC 2003-RP2 [2F]	100.00%	\$20,091	AMBAC	\$20,091
356	STAC 2007-1 [Total]	2.50%	\$272	XL Capital	\$0
357	SVHE 2007-1 [1A]	7.61%	\$366		\$366
358	SVHE 2007-1 [1F]	7.61%	\$168		\$168
359	SVHE 2007-1 [2A]	7.61%	\$307		\$307
360	SVHE 2007-1 [2F]	7.61%	\$345		\$345
361			<b>\$12,886,997</b>		<b>\$12,798,933</b>



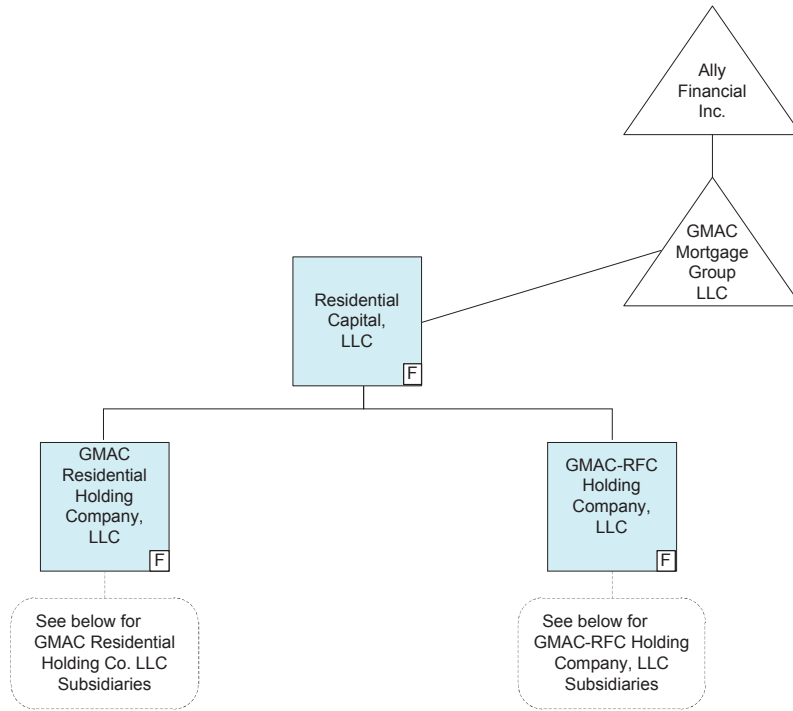
**Exhibit 2**

<u>Name of Filing Entity</u>	<u>State of Incorporation</u>	<u>Tax Identification Number</u>
ditech, LLC	Delaware	23-2887228
DOA Holding Properties, LLC	Delaware	26-1424257
DOA Properties IX (Lots-Other), LLC	Delaware	26-2783274
EPRE LLC	Delaware	26-2747974
Equity Investment I, LLC	Delaware	02-0632797
ETS of Virginia, Inc.	Virginia	26-4051445
ETS of Washington, Inc.	Washington	45-2910665
Executive Trustee Services, LLC	Delaware	23-2778943
GMAC-RFC Holding Company, LLC	Delaware	23-2593763
GMAC Model Home Finance I, LLC	Delaware	26-2748469
GMAC Mortgage USA Corporation	Delaware	20-4796930
GMAC Mortgage, LLC	Delaware	23-1694840
GMAC Residential Holding Company, LLC	Delaware	91-1902190
GMACRH Settlement Services, LLC	Delaware	23-3036156
GMACM Borrower LLC	Delaware	45-5064887
GMACM REO LLC	Delaware	45-5222043
GMACR Mortgage Products, LLC	Delaware	03-0536369
HFN REO SUB II, LLC	Delaware	None
Home Connects Lending Services, LLC	Pennsylvania	25-1849412
Homecomings Financial Real Estate Holdings, LLC	Delaware	26-2736869
Homecomings Financial, LLC	Delaware	51-0369458
Ladue Associates, Inc.	Pennsylvania	23-1893048
Passive Asset Transactions, LLC	Delaware	51-0404130
PATI A, LLC	Delaware	26-3722729
PATI B, LLC	Delaware	26-3722937
PATI Real Estate Holdings, LLC	Delaware	27-0515201
RAHI A, LLC	Delaware	26-3723321
RAHI B, LLC	Delaware	26-3723553
RAHI Real Estate Holdings, LLC	Delaware	27-0515287
RCSFJV2004, LLC	Nevada	20-3802772
Residential Accredited Loans, Inc.	Delaware	51-0368240
Residential Asset Mortgage Products, Inc.	Delaware	41-1955181
Residential Asset Securities Corporation	Delaware	51-0362653
Residential Capital, LLC	Delaware	20-1770738
Residential Consumer Services of Alabama, LLC	Alabama	63-1105449
Residential Consumer Services of Ohio, LLC	Ohio	34-1754796
Residential Consumer Services of Texas, LLC	Texas	75-2510515
Residential Consumer Services, LLC	Delaware	20-4812167
Residential Funding Company, LLC	Delaware	93-0891336
Residential Funding Mortgage Exchange, LLC	Delaware	41-1674247
Residential Funding Mortgage Securities I, Inc.	Delaware	75-2006294
Residential Funding Mortgage Securities II, Inc.	Delaware	41-1808858
Residential Funding Real Estate Holdings, LLC	Delaware	26-2736505
Residential Mortgage Real Estate Holdings, LLC	Delaware	26-2737180
RFC – GSAP Servicer Advance, LLC	Delaware	26-1960289

<b><u>Name of Filing Entity</u></b>	<b><u>State of Incorporation</u></b>	<b><u>Tax Identification Number</u></b>
RFC Asset Holdings II, LLC	Delaware	41-1984034
RFC Asset Management, LLC	Delaware	06-1664678
RFC Borrower LLC	Delaware	45-5065558
RFC Construction Funding, LLC	Delaware	41-1925730
RFC REO LLC	Delaware	45-5222407
RFC SFJV-2002, LLC	Nevada	06-1664670

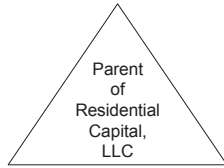
**Exhibit 3**

Residential Capital LLC ("ResCap") Organizational Structure

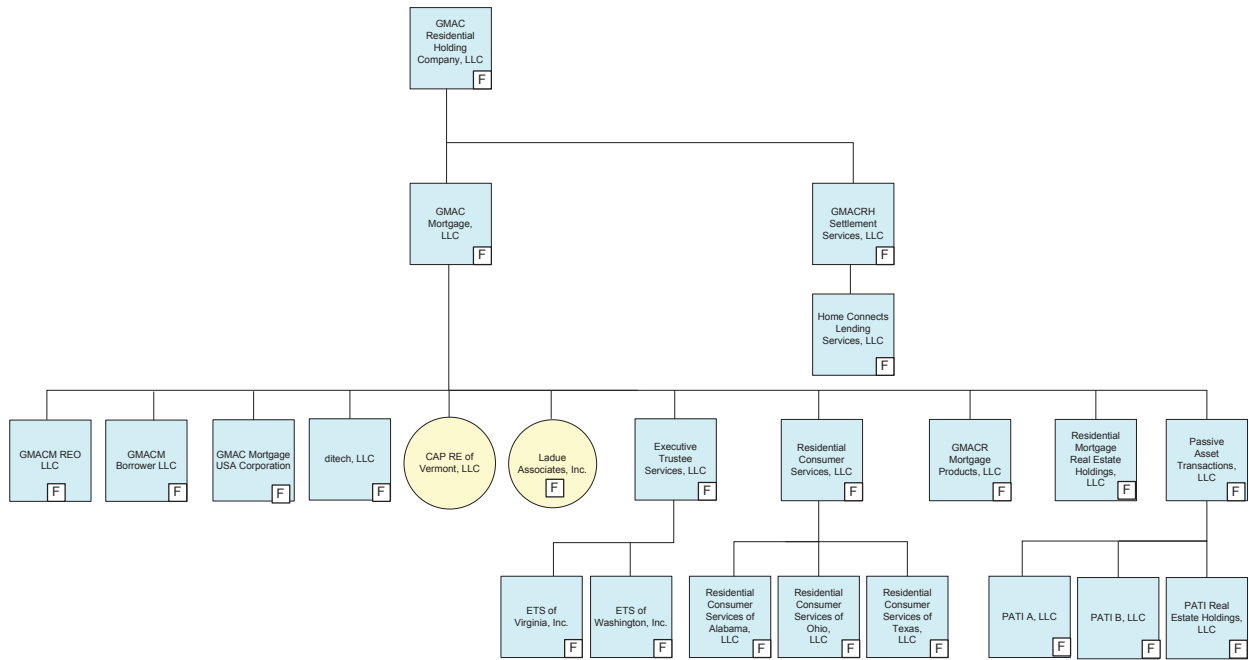


Legend:

F  
Filer



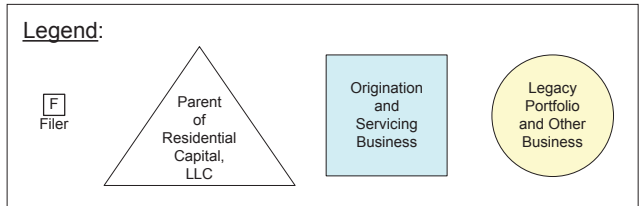
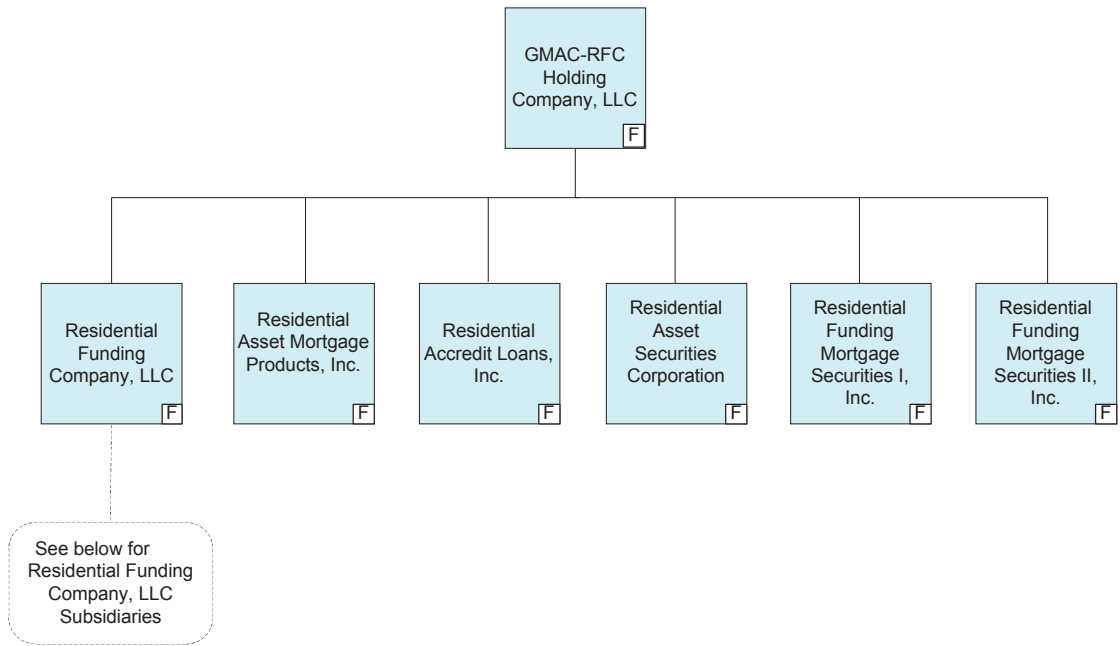
ResCap Organizational Structure



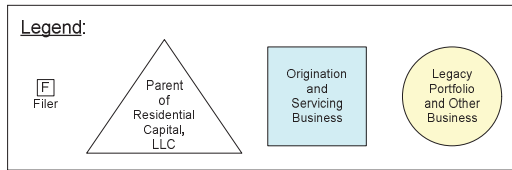
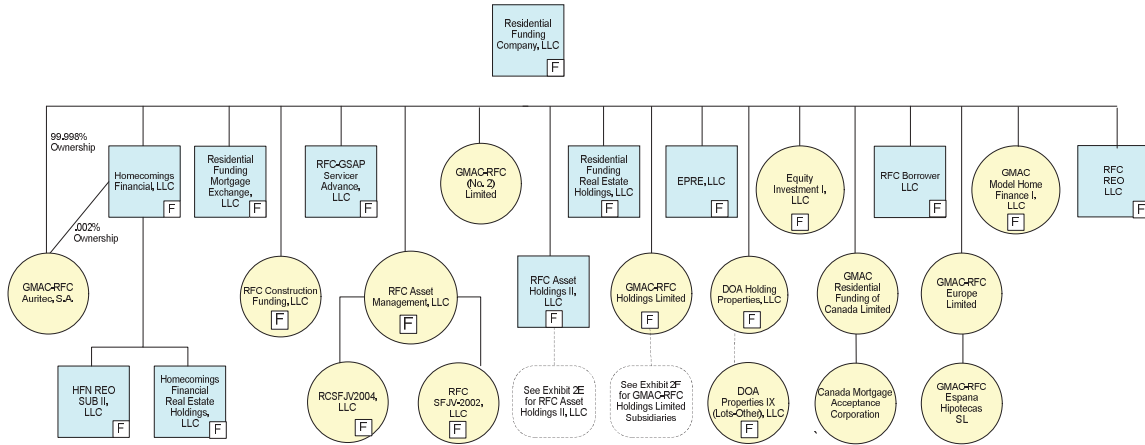
**Legend:**

- F Filer
- Parent of Residential Capital, LLC
- GMACM Borrower LLC
- Legacy Portfolio and Other Business

ResCap Organizational Structure

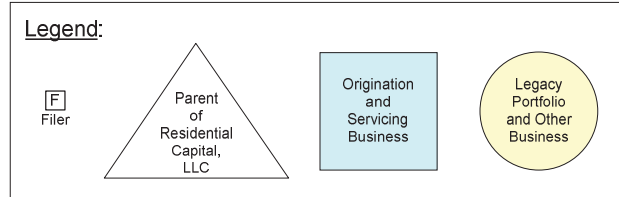
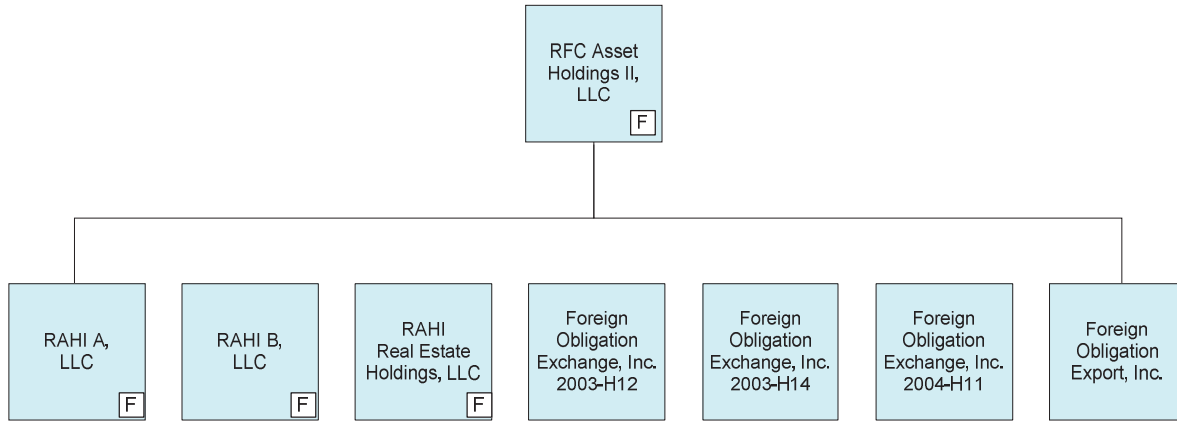


ResCap Organizational Structure

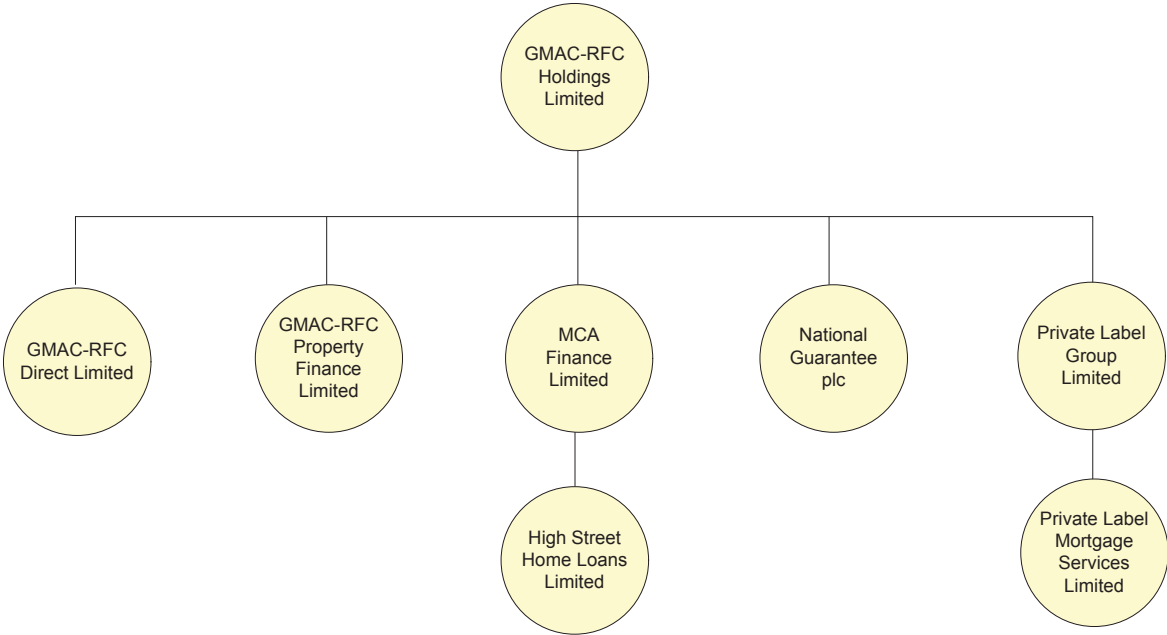





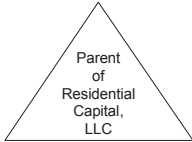


ResCap Organizational Structure



ResCap Organizational Structure



**Legend:**

 Filer	 Parent of Residential Capital, LLC	 Origination and Servicing Business	 Legacy Portfolio and Other Business
--	--	---	--

**Exhibit 4**

(\$ in millions)	Debtor Group			Private Securities	Total
	ResCap	GMACM	RFC	Claims Trust	

**STEP 1 - UNIT DISTRIBUTION (PRE-ADJUSTMENT)**

<b>Initial Unit Allocation</b>	<b>30,413,337</b>	<b>27,045,339</b>	<b>32,995,746</b>	<b>9,545,578</b>	<b>100,000,000</b>
<b>Percentage</b>	<b>30.41%</b>	<b>27.05%</b>	<b>33.00%</b>	<b>9.55%</b>	<b>100.00%</b>

**STEP 2 - TOTAL ALLOCATED UNITS (PRE-ADJUSTMENT)**

**Estimated / Allowed Unsecured Claims**

MBIA	\$719.0	\$1,450.0	\$1,450.0		
FGIC	337.5	181.5	415.0		
Estimated Other Monolines	-	307.5	80.8		
Senior Unsecured Notes Claims	1,003.3	-	-		
RMBS Trust Claims	-	209.8	7,091.2		
Estimated General Unsecured Claim	0.9	63.7	27.5		
Private Securities Claims	-	-	-		
<b>Estimated / Allowed Unsecured Claims</b>	<b>\$2,060.7</b>	<b>\$2,212.5</b>	<b>\$9,064.5</b>		

**Initial Unit Allocation (Pre-Adjustment)**

MBIA	10,611,312	17,724,832	5,278,164	-	33,614,307
FGIC	4,980,970	2,218,660	1,510,647	-	8,710,277
Estimated Other Monolines	-	3,758,887	293,941	-	4,052,828
Senior Unsecured Notes Claims	14,807,535	-	-	-	14,807,535
RMBS Trust Claims	-	2,564,600	25,812,769	-	28,377,369
Estimated General Unsecured Claim	13,520	778,361	100,225	-	892,106
Private Securities Claims	-	-	-	9,545,578	9,545,578
<b>Initial Unit Allocation</b>	<b>30,413,337</b>	<b>27,045,339</b>	<b>32,995,746</b>	<b>9,545,578</b>	<b>100,000,000</b>

**STEP 3 - CALCULATION OF ESTIMATED RECOVERY FROM CLAIM VARIANCE**

- The below example assumes \$60.0 million of incremental claims, with \$20.0 million at each Debtor Group

<b>Incremental Claim</b>	<b>\$20.0</b>	<b>\$20.0</b>	<b>\$20.0</b>	<b>\$60.0</b>
Estimated / Allowed Unsecured Claims	\$2,060.7	\$2,212.5	\$9,064.5	\$13,337.7
+ Incremental Claim	20.0	20.0	20.0	60.0
<b>= Adjusted Unsecured Claims</b>	<b>\$2,080.7</b>	<b>\$2,232.5</b>	<b>\$9,084.5</b>	<b>\$13,397.7</b>
Assets - \$	\$748.8	\$665.9	\$812.4	\$2,227.0
/ Adjusted Unsecured Claims	2,080.7	2,232.5	9,084.5	13,397.7
<b>= Incremental Claims Recovery %</b>	<b>35.99%</b>	<b>29.83%</b>	<b>8.94%</b>	<b>16.62%</b>
Incremental Claim	\$20.0	\$20.0	\$20.0	\$60.0
x Incremental Claim Recovery % (Pre- Iteration)	35.99%	29.83%	8.94%	24.92%
<b>= Incremental Claim Recovery \$</b>	<b>\$7.2</b>	<b>\$6.0</b>	<b>\$1.8</b>	<b>\$15.0</b>
<b>Incremental Claim Units</b>	<b>292,331</b>	<b>242,290</b>	<b>72,642</b>	<b>607,264</b>
<b>Incremental Claim %</b>	<b>0.29%</b>	<b>0.24%</b>	<b>0.07%</b>	<b>0.61%</b>
<b>Incremental Claim Adjustment Factor</b>				<b>99.39%</b>

(\$ in millions)	Debtor Group			Private Securities	Total
	ResCap	GMACM	RFC	Claims Trust	
<b>STEP 4 - ADJUSTED UNIT ALLOCATION</b>					
■ Estimated / Allowed Unsecured Creditors will receive Units equal to Initial Unit Allocation multiplied by the Incremental Claims Adjustment Factor in Step 3 (99.39% in this example)					
MBIA	10,546,873	17,617,195	5,246,111	-	33,410,180
FGIC	4,950,723	2,205,187	1,501,473	-	8,657,383
Estimated Other Monolines	-	3,736,060	292,156	-	4,028,217
Senior Unsecured Notes Claims	14,717,614	-	-	-	14,717,614
RMBS Trust Claims	-	2,549,026	25,656,018	-	28,205,044
Estimated General Unsecured Claim	13,438	773,634	99,616	-	886,689
Private Securities Claims	-	-	-	9,487,611	9,487,611
Incremental Claim Units	292,331	242,290	72,642	-	607,264
<b>Total Adjusted Unit Allocation</b>	<b>30,520,979</b>	<b>27,123,393</b>	<b>32,868,017</b>	<b>9,487,611</b>	<b>100,000,000</b>

**STEP 5 - ADDITIONAL ALLOCATION OF UNITS FOR CLAIMS RESERVE**

- Units shall be further adjusted through an iterative mathematical process such that all holders of Estimated / Allowed Unsecured Claims against a Debtor Group receive Units in the same ratio of number of Units to Allowed amount of Claim

**STEP 6 - FINAL UNIT ALLOCATION**

**Final Unit Allocation**

MBIA	10,546,718	17,616,937	5,246,034	-	33,409,689
FGIC	4,950,650	2,205,154	1,501,451	-	8,657,256
Estimated Other Monolines	-	3,736,006	292,152	-	4,028,157
Senior Unsecured Notes Claims	14,717,398	-	-	-	14,717,398
RMBS Trust Claims	-	2,548,988	25,655,641	-	28,204,629
Estimated General Unsecured Claim	13,438	773,623	99,615	-	886,676
Private Securities Claims	-	-	-	9,487,472	9,487,472
Incremental Claim Units	293,372	242,992	72,359	-	608,723
<b>Final Unit Allocation</b>	<b>30,521,576</b>	<b>27,123,700</b>	<b>32,867,252</b>	<b>9,487,472</b>	<b>100,000,000</b>

**Recovery %**

MBIA	36.11479%	29.91294%	8.90758%		
FGIC	36.11479%	29.91294%	8.90758%		
Estimated Other Monolines	-	29.91294%	8.90758%		
Senior Unsecured Notes Claims	36.11479%	-	-		
RMBS Trust Claims	-	29.91294%	8.90758%		
Estimated General Unsecured Claim	36.11479%	29.91294%	8.90758%		
Private Securities Claims	-	-	-		
Incremental Claim Units	36.11479%	29.91294%	8.90758%		
<b>Recovery %</b>	<b>36.11479%</b>	<b>29.91294%</b>	<b>8.90758%</b>		

**Exhibit 5**

**In re Residential Capital, LLC**

**List of Consenting Claimants that Have Executed the Global Plan Support Agreement**

AIG Asset Management (U.S.), LLC, as investment manager for certain affiliated funds and accounts  
Allstate Investments, LLC and Allstate Investment Management Company, as financial advisors to the Allstate holder Investors, as their interests may appear  
Ally Financial Inc. on behalf of itself and the subsidiaries and affiliates (excluding the Debtors and their direct and indirect subsidiaries)  
BankWest, Inc.  
Blue Heron Funding V  
Caterpillar Insurance Co. Ltd.  
Caterpillar Life Insurance Company  
Caterpillar Product Services Corporation  
Cedar Hill Mortg. Opportunity Master Fund, L.P.  
Citizens Bank & Trust Co.  
Commerce Bancshares, Inc.  
Commerce Street Investments  
Commonwealth Advisors, Inc.  
Deutsche Bank National Trust Company, as Trustee  
Deutsche Bank Trust Company Americas, as Trustee  
DNB National Bank  
DoubleLine Capital LP  
Ellington Management Group, L.L.C.  
Everest International Reinsurance, Ltd.  
Everest Reinsurance (Bermuda), Ltd.  
Farmers and Merchants Trust Co.  
Financial Guaranty Insurance Company  
First Bank  
First Farmers State Bank  
First National Bank & Trust Co. of Rochelle, IL  
First National Bank of Wynne  
First National Banking Co.

Gemstone CDO I  
Gemstone CDO II  
Gemstone CDO V  
Gemstone CDO VII  
HBK Master Fund L.P.  
Heartland Bank  
HSBC Bank USA, N.A., as RMBS Trustee  
Kerndt Brothers Savings Bank  
Kessler Putative Class  
Kleros Preferred Funding V plc  
Knights of Columbus  
Law Debenture Trust Company of New York, solely in its capacity as Separate Trustee in respect of certain of the RMBS trusts  
Lea County State Bank  
LL Funds LLC  
Manichaeon Capital, LLC  
Massachusetts Mutual Life Insurance Company  
MBIA Insurance Corporation  
Mutual Savings Association FSA  
Northwestern Bank, N.A.  
Park Place Investments, LLC  
Paulson & Co., Inc., on behalf of funds and accounts managed by it  
Peoples Independent Bank  
Perkins State Bank  
Phoenix Light SF Limited  
Pinnacle Bank of South Carolina  
Pru Alpha Fixed Income Opportunity Master Fund I, L.P.  
Pruco Life Insurance Company  
Pruco Life Insurance Company of New Jersey  
Prudential Annuities Life Assurance Corporation  
Prudential Investment Portfolios 2  
Prudential Retirement Insurance & Annuities Company  
Prudential Total Return Bond Fund, Inc.  
Prudential Trust Company



Radian Asset Assurance Inc.  
Randolph Bank and Trust  
Residential Capital, LLC, for itself and its Debtor subsidiaries  
Rocky Mountain Bank & Trust  
Royal Park Investments SA/NV  
SBLI USA Mutual Life Insurance Company  
Silver Elms CDO II Limited  
Silver Elms CDO plc  
South Carolina Medical Malpractice Liability JUA  
Steering Committee Group of RMBS Holders  
Summit Credit Union  
The Bank of New York Mellon Trust Company, N.A., as Trustee  
The Bank of New York Mellon, as Trustee  
The Gibraltar Life Insurance Company, Ltd.  
The Official Committee of Unsecured Creditors  
The Prudential Insurance Company of America  
The Prudential Series Fund  
Thomaston Savings Bank  
U.S. Bank National Association, solely in its capacity as trustee, indenture trustee, securities administrator, co-administrator, paying agent, grantor trustee, master servicer, custodian and/or similar agency capacities in respect of certain of the RMBS trusts  
Union Investment Luxembourg S.A  
United Educators Insurance - Reciprocal Risk Retention Group  
Vertical Capital, LLC  
Wells Fargo Bank, N.A., solely in its capacities as trustee, indenture trustee, securities administrator, co-administrator, paying agent, grantor trustee, master servicer, custodian and/or similar agency capacities in respect of certain of the RMBS Trusts  
Wells River Savings Bank  
Wilmington Trust, National Association, not individually, but solely in its capacity as Indenture Trustee for the Senior Unsecured Notes

**Exhibit 6**

**Top Seven Intercompany Net Balances<sup>1</sup>**  
 (\$ in millions)

	“Accounts Receivable” Entity	“Accounts Payable” Entity	Net Balance	Comments
1	Residential Capital, LLC (“ResCap”)	GMAC Residential Holding Company, LLC (“ResHolding”)	\$3,334	<p>Balance generally arose from transactions under an agreement between ResCap and ResHolding. ResHolding borrowed funds from ResCap and then distributed funds to GMACM for general operating purposes.</p> <p>Documentation exists reflecting the lending relationship between ResCap and ResHoldings. <i>ResCap Restated Loan Agreement</i>, dated January 1, 2006, among ResCap, as lender, and ResHolding, GMACM, and RFC, as borrowers. This agreement is characterized by the following:</p> <ul style="list-style-type: none"> <li>• upon termination, borrower’s obligation to repay continues</li> <li>• no fixed maturity date, interest rate, or repayment terms</li> <li>• unsecured debt</li> </ul> <p>While there was no fixed interest rate in the loan agreement, interest was paid regularly until the petition date at an average rate of 9.6% (multi-tiered interest rate based on intercompany balances).</p> <p>In 2009, \$2.52 billion of debt owed by GMACM to ResHolding was forgiven so that GMACM could meet certain tangible net worth debt covenants. ResCap did not forgive any of ResHolding’s debt at that time because ResHolding was not at risk of defaulting on its net worth requirements.</p> <p>Before accounting for any administrative expenses, ResHolding has assets consisting of an approximate \$50 million intercompany claim against GMACM.</p>

<sup>1</sup> The top seven intercompany net balances represent 96% of the total intercompany net balances.

	<b>“Accounts Receivable” Entity</b>	<b>“Accounts Payable” Entity</b>	<b>Net Balance</b>	<b>Comments</b>
<b>2</b>	Residential Funding Company (“ <u>RFC</u> ”)	ResCap	\$1,955	<p>Balance generally arose out of operation of the company’s centralized cash management system. As RFC generated cash, that cash would be swept to ResCap. Balance changed frequently.</p> <p>Interest was not accrued or paid.</p> <p>There is no documentation reflecting this intercompany relationship.</p> <p>In 2008, \$2 billion of debt owed by RFC to ResCap was forgiven so that RFC could meet certain tangible net worth debt covenants. In 2009, an additional \$151 million of debt owed by RFC to ResCap was forgiven.</p> <p>ResCap has no unencumbered assets.</p>
<b>3</b>	Homecomings Financial, LLC (“ <u>Homecomings</u> ”)	RFC	\$1,252	<p>Balance generally arose out of operation of the company’s centralized cash management system. Homecomings sold loans to RFC for securitization as part of normal business operations, subserviced loans, and generated other cash through operations that was swept up to RFC. Receivable balance consists largely of this, less payables to RFC for general overhead expenses. Balance changed frequently until 2008.</p> <p>Homecomings became largely dormant in 2008, but continued to have wind down activity that created cash that has been swept to RFC.</p> <p>Interest was accrued but not paid on the intercompany balance (this amount has been included in the intercompany balance).</p> <p>There is no documentation reflecting this intercompany relationship.</p>

	<b>“Accounts Receivable” Entity</b>	<b>“Accounts Payable” Entity</b>	<b>Net Balance</b>	<b>Comments</b>
<b>4</b>	Passive Asset Transactions, LLC (“ <u>PATI</u> ”)	GMAC Mortgage, LLC (“ <u>GMACM</u> ”)	\$697	<p>Balance generally arose out of operation of the company’s centralized cash management system. Majority of balance reflects cash collected by PATI from non-Debtor entities (Flume and GX II) that were swept to GMACM and then to ResCap.</p> <p>Interest was not accrued or paid.</p> <p>Documentation exists reflecting a lending relationship from PATI to ResCap (not GMACM). <i>Intercompany Advance Agreement</i>, dated June 9, 2009, between ResCap, as borrower, and PATI, as lender. This agreement is characterized by the following:</p> <ul style="list-style-type: none"> <li>• contains bankruptcy standstill provision indicating claims on account of obligations are not enforceable in bankruptcy</li> <li>• no fixed maturity date, interest rate, or repayment terms</li> <li>• unsecured debt</li> </ul> <p>In 2008, \$44 million of debt owed by PATI to GMACM was forgiven so that PATI could meet certain tangible net worth debt covenants.</p>
<b>5</b>	Executive Trustee Services, LLC (“ <u>ETS</u> ”)	GMACM	\$265	<p>Balance generally arose out of operation of the company’s centralized cash management system. Revenue received by ETS (as foreclosure trustee) was swept to GMACM. GMACM, in turn, satisfied ETS’s cash needs. Intercompany balances were created to record impact to ETS, but no cash settlements occurred.</p> <p>Interest was accrued but not paid on the intercompany balance (this amount has been included in the intercompany balance).</p> <p>There is no documentation reflecting this intercompany relationship.</p>

	<b>“Accounts Receivable” Entity</b>	<b>“Accounts Payable” Entity</b>	<b>Net Balance</b>	<b>Comments</b>
<b>6</b>	RFC	RFC Asset Holdings II, LLC (“ <u>RAHI</u> ”)	\$232	<p>Balance generally arose out of operation of the company’s centralized cash management system. RAHI owned a portfolio of non-economic residuals that generated excess inclusion income that resulted in current taxes payable. Balance primarily attributable to settlement of taxes under the tax sharing agreement.</p> <p>Interest was accrued but not paid on the intercompany balance (this amount has been included in the intercompany balance).</p> <p>There is no documentation reflecting this intercompany relationship.</p> <p>In 2008, \$1.2 billion of debt owed by RAHI to RFC was forgiven so that RAHI could meet certain tangible net worth debt covenants.</p> <p>RAHI has no unencumbered assets.</p>
<b>7</b>	RFC	GMACM	\$140	<p>Majority of balance consists of (i) amounts recorded in connection with AFI billings for shared services (e.g. payroll, outside counsel) – RFC routinely remitted payment to AFI for services and RFC then charged GMACM for its portion; and (ii) service fee income received by GMACM as subservicer relating to RFC MSR.</p> <p>Prior to the petition date, cash settlements occurred.</p> <p>Interest was not accrued or paid.</p> <p>There is no documentation reflecting this intercompany relationship.</p>

**Exhibit 7**

## RECOVERY ANALYSIS

### RESIDENTIAL CAPITAL, LLC

1. The Recovery Analysis<sup>1</sup> is based on the planned orderly wind-down of the assets remaining in the Estates as of April 30, 2013. The recovery from these assets, along with cash on hand as of April 30, 2013 and the proceeds from the settlement with Ally Financial, Inc. (the “Ally Contribution”), are then distributed to; i) holders of secured claims, ii) administrative and priority expenses, and iii) general unsecured claims.

2. Estimates were made of the cash proceeds which might be realized from the orderly liquidation of the Debtors’ assets. The liquidation is based on asset balances as of April 30, 2013 with certain proforma adjustments<sup>2</sup> used to estimate recoveries. Recoveries to creditors are presented on an undiscounted basis and are assumed to occur over the course of 7 years with over 85% of recoveries occurring over the first 3 years. There can be no assurance that the recoveries assigned to the assets will in fact be realized.

#### *Estimate of Costs*

3. The Recovery Analysis assumes the wind-down of the Estates lasts for a period of approximately 3 years for the settlement of claims, although certain asset realization costs will continue through 7 years. During this time the Debtors will incur administrative expenses for operating expenses, restructuring professional fees, foreclosure file review costs, and other items. There can be no assurance that the administrative expenses will not exceed the estimates included in this analysis.

4. THE DEBTORS’ RECOVERY ANALYSIS IS AN ESTIMATE OF THE PROCEEDS THAT MAY BE GENERATED AS A RESULT OF THE ORDERLY LIQUIDATION OF THE ASSETS OF THE DEBTORS. Underlying the Recovery Analysis are a number of estimates and material assumptions that are inherently subject to significant economic, competitive, and operational uncertainties and contingencies beyond the control of the Debtors. In addition, various decisions upon which certain assumptions are based are subject to change. Therefore, there can be no assurance that the assumptions and estimates employed in determining the recovery values of the assets will result in an accurate estimate of the proceeds that will be realized. In addition, amounts of Claims against the Estates could vary significantly from the

---

<sup>1</sup> Capitalized terms used but not defined herein shall have the meaning ascribed to them in the Plan and Disclosure Statement.

<sup>2</sup> The pro-forma adjustments were made to exclude certain assets that are either non-economic or securitized (i.e. assets with offsetting liabilities recorded on the balance sheet). The asset balances also exclude certain accounting adjustments related to pre-paid expenses and accounts receivable, as well as entries recorded to estimate true-up payments for the asset sale transactions with Ocwen and Walter.



estimate set forth herein. Therefore, the actual recovery received by creditors of the Debtors could vary materially from the estimates provided herein.

5. THE RECOVERY ANALYSIS SET FORTH HEREIN WAS BASED ON THE VALUES OF THE DEBTORS' ASSETS AS OF APRIL 30, 2013 WITH CERTAIN PROFORMA ADJUSTMENTS. TO THE EXTENT THAT OPERATIONS THROUGH SUCH DATE WERE DIFFERENT THAN ESTIMATED, THE ASSET VALUES MAY CHANGE. DELOITTE TOUCHE TOHMATSU LLP, THE INDEPENDENT REGISTERED PUBLIC ACCOUNTING FIRM FOR RESCAP, HAS NOT EXAMINED, COMPILED OR OTHERWISE APPLIED PROCEDURES TO THESE VALUES AND, CONSEQUENTLY, DOES NOT EXPRESS AN OPINION OR ANY OTHER FORM OF ASSURANCE WITH RESPECT TO THE VALUES IN THE RECOVERY ANALYSIS.

### **ASSET RECOVERY ASSUMPTIONS**

#### ***Cash and Cash Equivalents***

6. Cash and cash equivalents include cash in the Debtors' domestic bank accounts and other cash equivalents. The estimated recovery for this category of assets is 100%.

#### ***Restricted Cash***

7. Restricted cash primarily consists of cash held at Ally Bank, escrow funds for GNMA pooling agreements and other amounts held in escrow related to the Ocwen APA and Walter Assignment, and other parties. Outstanding amounts are estimated to be fully recovered in the Recovery Analysis scenarios.

#### ***FHA/VA Mortgage Assets***

8. Federal Housing Administration and Department of Veterans Affairs ("FHA/VA") mortgage assets consist of mortgage loans, servicer advances, and accrued interest. These assets constitute the bulk of the Estates' remaining assets. The FHA/VA recovery calculation assumes two primary resolution strategies, including: 1) recoveries through delivery of modified loans into GNMA securitizations, and 2) recovery of loan principal, interest and advances through FHA/VA insurance claims. The timing of claim recoveries is driven by the individual loan status and is dependent on foreclosure status, presence of documentation deficiencies and geography. Geography has become particularly important, as some judicial foreclosure states have an average foreclosure timeline of 4 years.

9. FHA/VA loans are assumed to have a blended net recovery rate of approximately 93% of book value in the Recovery Analysis.

#### ***Non FHA/VA Mortgage Assets***

10. The Estates' Non FHA/VA mortgage assets consist primarily of mortgage loans, servicer advances and accrued interest on loans removed from Fannie Mae ("FNMA") and Freddie Mac ("FHLMC") securitizations, loans rejected from the Berkshire Hathaway asset purchase agreement and other loans deemed to be non-marketable. These assets are not guaranteed by any government agency.

11. The Recovery Analysis assumes approximately 15% of the loan portfolio will be resolved through foreclosure or real estate owned (“REO”) sales. The analysis further assumes a bulk sale of the remaining portfolio by the end of 2013. The Estates are currently preparing to market this portfolio. The blended recovery rate is assumed to be approximately 73% in the Recovery Analysis.

***MSRs and Associated Servicer Advances***

12. Mortgage servicing rights (“MSRs”) and the associated servicer advances consist of assets excluded from the asset purchase agreements with Ocwen and Walter, due to various counterparty objections. The Estates are currently negotiating with the counterparties to resolve the objections and intends to sell these MSRs and servicer advances once settlements have been achieved. The blended recovery rate is assumed to be 103% of book value in the Recovery Analysis.

***Other Debtors’ Assets***

13. Other Debtors’ Assets consist primarily of securitized Home Equity Lines of Credit (“HELOCs”), REO properties, trading securities and derivative assets.

14. The securitized HELOCs are comprised of current paying home equity lines which are projected to run off over the next 15 months.

15. REO properties are assumed to be sold in the ordinary course.

16. The GMAC 2010-01 securitization asset is assumed to continue paying off at historical rates over the first 2 years of the Estates. After the first 2 years, the securitization will be unwound through a cleanup call and the resulting whole loans will be sold at prices consistent with on-balance sheet FHA/VA loans.

17. Derivative collateral is expected to be collected upon the completion of the delivery of modified loans into GNMA securitizations.

18. The Other Debtors’ Assets are expected to recover at a blended average rate of approximately 61% of book value in the Recovery Analysis.

***Non-Debtors’ Assets***

19. Non-Debtors’ Assets are comprised primarily of equity interests in the Debtors’ foreign affiliates. These affiliates are working to liquidate assets and to resolve claims and litigation. The Debtors assume in the Recovery Analysis that they will be able to recover \$24 million from non-Debtor affiliates.

***Other Recoveries***

20. Additional incremental recoveries are expected to materialize from client recoveries and broker fees from the wind-down of the originations pipeline, however, these fees are expected to be offset by incremental costs for the Berkshire loan repurchase true-up<sup>3</sup>. In total, incremental recoveries are estimated to generate approximately \$0 net recovery.

### ***Ally Contribution***

21. The Ally Contribution is assumed to result in an additional contribution to the Estates of \$2.1 billion in the Recovery Analysis. The Ally Contribution is comprised of \$1.95 billion in cash to be paid on the Effective Date and \$150 million on account of certain insurance claims. The Recovery Analysis assumes that \$783 million of the AFI Contribution will be allocated to ResCap Debtors, \$462 million will be allocated to GMACM Debtors, \$462 million will be allocated to RFC Debtors and \$393 million will be allocated to the Private Securities Claims Trust, Borrowers Claims Trust, and NJ Carpenters Claims Trust based on the plan term sheet.

### **ADMINISTRATIVE EXPENSES**

22. Administrative expenses include payments for operating expenses, asset management costs, interest expense, professional fees, foreclosure file review related expenses, and post-petition accounts payable and accrued expenses. Post-petition intercompany claims, which are subject to administrative priority status, are reflected in the April 30, 2013 cash balances by legal entity. The assumed total administrative expenses in the Recovery Analysis are \$1.086 billion.

### ***Operating Expenses and Compensation and Benefits***

23. Operating expenses consist of a number of costs necessary to administer the Estates after April 30, 13. These costs are primarily related to compensation and benefits, document storage and destruction costs, transition service agreement expenses, ordinary course professional fees and other operating expenses and are assumed to be \$379 million in the Recovery Analysis.

24. The estimation for compensation and benefits assumes an initial headcount of 257 as of April 30, 2013 which winds down over the forecast period. By the expected Confirmation Date of October 31, 2013, headcount is anticipated to decline to approximately 135. Compensation and benefits includes severance, retention, and incentive payments.

25. Document storage and destruction costs include expenses relating to the physical retention and destruction of documents. The Recovery Analysis assumes that all document destruction occurs at the end of the three years.

26. Transition service agreement (“TSA”) costs reflect the current TSA agreements between the Estates and Ocwen, AFI, and Walter. The Recovery Analysis reflects all extensions, modifications, and terminations as currently known and the most recent pricing available.

---

<sup>3</sup> Excludes any adjustments related to Walter and Ocwen sale true-ups.

27. Ordinary course (non-reorganization) professional fees are projected based on the analysis of historical costs of closed cases, discounted for a reduction in litigation costs due to the AFI Contribution.

28. Other operating expenses consist primarily of overhead costs necessary to run the Estates. This category includes costs related to facilities, insurance, information technology, and taxes<sup>4</sup>, as well as other miscellaneous expenses.

### ***Direct Asset Management Costs***

29. Direct asset management costs primarily consist of servicing and subservicing fees to Ocwen and custodial fees.

30. Servicing and subservicing costs are a function of the delinquency status of the individual loans being serviced. Servicing and subservicing costs reflect fees for the full asset disposition period (i.e. 7 years). The Recovery Analysis includes \$47 million of direct asset management costs.

### ***Interest Expense***

31. Interest expense consists of post-petition interest payments made on the senior secured AFI Revolver and AFI LOC facilities. As of the date of the Disclosure Statement, both the AFI Revolver and the AFI LOC have been paid in full and no additional interest expense is assumed in the forecast. Total interest included in the Recovery Analysis is \$8 million.

### ***Foreclosure File Review and Remediation Expenses***

32. Foreclosure file review and remediation costs consist of (i) expenses related to the Debtors' pending final settlement with the Board of Governors of the Federal Reserve of the independent foreclosure review ("IFR") under the Consent Order, as well as (ii) expenses related to ongoing compliance with the DOJ/AG Settlement entered into by the Debtors with the Department of Justice and 49 state attorneys general. These include costs related to the pending IFR settlement, third party professional fee expenses, costs and related to the SCRA file review component of the DOJ/AG Settlement, and a pro-rata share of the ongoing fees and expenses of the Office of Mortgage Settlement Oversight during the DOJ/AG Settlement enforcement period. The \$230 million IFR settlement was agreed in June 2013 and bankruptcy court approval will be sought during July 2013. Total foreclosure review and remediation costs are assumed to be \$328 million in the Recovery Analysis.

### ***Restructuring Professional Fee Expenses***

33. Restructuring Professional Fee Expenses include those fees paid to professionals engaged by the Debtors, the Unsecured Creditors Committee ("UCC"), the Junior Secured Noteholders, the Residential Mortgage Backed Securities ("RMBS") trustees, the Examiner, the US Trustee,

---

<sup>4</sup> The Estates have retained advisors for tax matters. The tax estimate is presented based upon preliminary guidance the Estates have received from their tax advisors. It should be noted that the tax analysis has not been completed, and accordingly the guidance may change and those changes may be material.

and the Chief Restructuring Office (“CRO”). Where applicable, forecasted fees are based on third party vendor forecast submissions. Restructuring professional expenses are assumed to be approximately \$310 million in the Recovery Analysis.

## **Claims**

### ***Ally Secured Claims***

34. Secured claims are given priority under the Bankruptcy Code and are entitled to payment prior to any payment on unsecured claims. Secured claims from secured facilities include the claims related to the Ally Revolver and the Ally LOC facilities.

### ***Junior Secured Notes***

35. The JSNs’ claim of \$2.223 billion (\$2.121 billion of principal plus \$102 million of pre-petition interest) is assumed to be satisfied in full in the Recovery Analysis by the residual value of AFI Revolver collateral and pledged equity after the satisfaction of the AFI Revolver.

36. The allocation of the JSN recoveries among the Debtors is listed below. The Plan also contemplates that the JSN claims will be paid in full on the Effective Date.

ResCap Debtors	9%
GMACM Debtors	60%
RFC Debtors	31%

### ***General Unsecured Claims***

37. General Unsecured Claims include:

- (1) RMBS Trust Claims;
- (2) Monoline Claims;
- (3) Other General Unsecured Claims;
- (4) Borrower Claims; and
- (5) Senior Unsecured Notes

38. The treatment of many of these claims in the Recovery Analysis is assumed to be subject to the settlement terms agreed upon by the Consenting Claimants.

39. Per the terms of the settlement, the Monoline Claims held by MBIA Inc. (“MBIA”) are assumed to be fully and finally allowed as non-subordinated unsecured claims of \$719 million against the ResCap Debtors, \$1.450 billion against the GMACM Debtors, and \$1.450 billion against the RFC Debtors. Pursuant to the FGIC Settlement Agreement, as one element of, and in consideration for, an overall negotiated settlement of numerous disputed Claims and issues embodied in the Plan, as of the Effective Date, the Allowed amounts of the General Unsecured

Claims held by FGIC shall be: \$337.5 million against the ResCap Debtors, \$181.5 million against the GMACM Debtors, and \$415.0 million against the RFC Debtors. On account of such Allowed General Unsecured Claims, FGIC shall receive its Pro Rata Share of the GMACM Debtors Unit Distribution, RFC Debtors Unit Distribution and ResCap Debtors Unit Distribution, as applicable. The Monoline Claims held by all other Monolines are assumed to be treated under the Plan as unsecured claims of the ResCap Debtors, the RFC Debtors or the GMACM Debtors, as applicable, or as otherwise approved by the Plan Proponents and the Consenting Claimants.

40. Per the terms of the settlement, the plan incorporates a settlement that provides for the allowance, priority, and allocation of the RMBS Trust Claims through approval of the Debtors' prior agreement with the Institutional Investors, which covered 392 RMBS Trusts. The RMBS Settlement shall provide that all RMBS Trust Claims of the Original Settling Trusts and the Additional Settling Trusts shall be fully and finally allowed as non-subordinated unsecured claims in the aggregate amount of \$7.051 billion for the Original Settling Trusts and in the aggregate amount of \$250 million for the Additional Settling Trusts. The \$7.301 billion of claims is allocated \$210 million to the GMACM Debtors and \$7.091 billion to the RFC Debtors; provided, however, the allowance and allocation of such claims shall not affect the distributions to be made in accordance with the RMBS Trust Allocation Protocol.

41. Senior Unsecured Claims of \$1.003 billion is assumed to be asserted against Residential Capital LLC and is assumed to recover pari passu with the general unsecured creditors at Residential Capital LLC.

42. Other General Unsecured Claims are comprised of trade claims, lease rejections, and other unsecured claims and are assumed to be \$92 million.

43. Borrower Claims will be addressed through the establishment of a Borrower Claims Trust for the benefit of the holders of Borrower Claims at each of the Debtors and shall be funded in an amount of \$57.6 million, subject to the Adjustments as defined in the Supplemental Term Sheet.

#### ***Additional Securities Claims***

44. Per the terms of the settlement, the recoveries for Securities Claims have been fixed. These include the NJ Carpenters Claims totaling \$100 million and Private Securities Claims totaling \$226 million, plus a pro-rata share of incremental recoveries beyond amounts contemplated in the Term Sheet.

<b>Residential Capital, LLC and Subsidiaries</b> <b>Recovery Analysis</b> <b>(\$ Millions)</b>
--

Book Value				
	ResCap Debtors	GMACM Debtors	RFC Debtors	Total
1 Restricted Cash	\$ 27.9	\$ 39.2	\$ -	\$ 67.1
2 FHA/VA Mortgage Assets	-	945.3	-	945.3
3 Non FHA/VA Mortgage Assets	-	39.4	7.3	46.7
4 MSRs and Associated Servicer Advances	-	189.2	21.8	211.0
5 Other Debtors' Assets	0.1	85.3	9.7	95.1
6 Non-Debtor Assets (5)	-	-	-	-
7 Other Recoveries	-	-	-	-
8 <b>Total</b>	<b>\$ 28.0</b>	<b>\$ 1,298.3</b>	<b>\$ 38.9</b>	<b>\$ 1,365.2</b>

Recoveries (\$)				
	ResCap Debtors	GMACM Debtors	RFC Debtors	Total
9 Restricted Cash	\$ 27.9	\$ 39.2	\$ -	\$ 67.1
10 FHA/VA Mortgage Assets	-	878.3	-	878.3
11 Non FHA/VA Mortgage Assets	-	27.6	6.4	34.0
12 MSRs and Associated Servicer Advances	-	189.5	28.4	217.9
13 Other Debtors' Assets	-	50.9	6.6	57.5
14 Non-Debtor Assets	-	-	24.2	24.2
15 Other Recoveries	-	5.5	(6.8)	(1.3)
16 <b>Total</b>	<b>\$ 27.9</b>	<b>\$ 1,191.0</b>	<b>\$ 58.8</b>	<b>\$ 1,277.6</b>

Recoveries (%)				
	ResCap Debtors	GMACM Debtors	RFC Debtors	Total
17 Restricted Cash	100.0%	100.0%	n/a	100.0%
18 FHA/VA Mortgage Assets	n/a	92.9%	n/a	92.9%
19 Non FHA/VA Mortgage Assets	n/a	70.1%	87.1%	72.8%
20 MSRs and Associated Servicer Advances	n/a	100.2%	130.3%	103.3%
21 Other Debtors' Assets	0.0%	59.7%	67.9%	60.4%
22 Non-Debtor Assets	n/a	n/a	n/a	n/a
23 Other Recoveries	n/a	n/a	n/a	n/a

<sup>5</sup> Book values for the recoveries of the non-debtor assets are not shown as these assets for Debtors' represent equity claims.

**Residential Capital, GMACM and RFC  
Recovery Analysis  
(\$ Millions)**

	<b>ResCap Debtors</b>	<b>GMACM Debtors</b>	<b>RFC Debtors</b>	<b>Settlement Payment</b>	<b>Total</b>
<b><u>Distributable Value</u></b>					
1 Cash	\$ 143.5	\$ 2,037.8	\$ 1,496.9	\$ -	\$ 3,678.3
2 Remaining Assets	27.9	1,191.0	58.8	-	1,277.6
3 AFI Contribution	782.7	462.3	462.3	-	1,707.4
4 Trust Contribution	-	-	-	392.6	392.6
5 <b>Total Distributable Value</b>	<b>\$ 954.1</b>	<b>\$ 3,691.1</b>	<b>\$ 2,018.0</b>	<b>\$ 392.6</b>	<b>\$ 7,055.9</b>
<b><u>Paydown of Sec. Debt and JSN</u></b>					
6 Ally Revolver and Ally Line of Credit	\$ -	\$ (854.4)	\$ (272.7)	\$ -	\$ (1,127.1)
7 Total JSN Paydown	(205.3)	(1,334.5)	(683.1)	-	(2,223.0)
8 <b>Total Paydown</b>	<b>\$ (205.3)</b>	<b>\$ (2,188.9)</b>	<b>\$ (955.8)</b>	<b>\$ -</b>	<b>\$ (3,350.1)</b>
<b><u>Priority/Wind-Down</u></b>					
9 Priority/Wind-Down	\$ -	\$ (836.3)	\$ (249.8)	\$ -	\$ (1,086.2)
<b><u>Value Available to GUC</u></b>					
10 Total Value Available to GUC	\$ 748.8	\$ 665.9	\$ 812.4	\$ 392.6	\$ 2,619.6
<b><u>GUC Claims</u></b>					
11 Monolines	\$ 1,056.5	\$ 1,939.0	\$ 1,945.8	\$ -	\$ 4,941.3
12 RMBS Trusts	-	209.8	7,091.2	-	7,301.0
13 Senior Unsecured Notes	1,003.3	-	-	-	1,003.3
14 Other GUCs	0.9	63.7	27.5	-	92.1
15 Securities Claimants	-	-	-	-	-
16 Borrower Claimants	-	-	-	-	-
17 <b>Total GUC Claims</b>	<b>\$ 2,060.7</b>	<b>\$ 2,212.5</b>	<b>\$ 9,064.5</b>	<b>\$ -</b>	<b>\$ 13,337.7</b>
<b><u>GUC Recoveries (\$)</u></b>					
18 Monolines	\$ 383.9	\$ 583.6	\$ 174.4	\$ -	\$ 1,141.8
19 RMBS Trusts	-	63.1	635.5	-	698.7
20 Senior Unsecured Notes	364.6	-	-	-	364.6
21 Other GUCs	0.3	19.2	2.5	-	22.0
22 Securities Claimants	-	-	-	335.0	335.0
23 Borrower Claimants	-	-	-	57.6	57.6
24 <b>Total GUC Recoveries (\$)</b>	<b>\$ 748.8</b>	<b>\$ 665.9</b>	<b>\$ 812.4</b>	<b>\$ 392.6</b>	<b>\$ 2,619.6</b>
<b><u>GUC Recoveries (%)</u></b>					
25 Monolines	36.3%	30.1%	9.0%	n/a	23.1%
26 RMBS Trusts	n/a	30.1%	9.0%	n/a	9.6%
27 Senior Unsecured Notes	36.3%	n/a	n/a	n/a	36.3%
28 Other GUCs	36.3%	30.1%	9.0%	n/a	23.8%
29 Securities Claimants	n/a	n/a	n/a	n/a	n/a
30 Borrower Claimants	n/a	n/a	n/a	n/a	n/a
31 <b>Total GUC Recoveries (%)</b>	<b>36.3%</b>	<b>30.1%</b>	<b>9.0%</b>	<b>n/a</b>	<b>19.6%</b>



**Exhibit 8**

## HYPOTHETICAL LIQUIDATION ANALYSIS

### RESIDENTIAL CAPITAL, LLC

1. The Bankruptcy Code requires that each holder of an Impaired Claim or Interest either (a) accept the Chapter 11 Plan or (b) receive or retain property of a value, as of the Effective Date, that is not less than the value such holder would receive or retain if Residential Capital, LLC and its debtor subsidiaries/affiliates (collectively “ResCap”, the “Debtors”, or the “Estates”) were liquidated under Chapter 7 of the Bankruptcy Code. The first step in determining whether this test has been met is to determine the estimated amount that would be generated from the liquidation of the Debtors’ assets and properties in the context of the Chapter 7 liquidation case. The gross amount of cash available to the holders of Impaired Claims or Interests would be the sum of the proceeds from the disposition of the Debtors’ assets through the liquidation proceedings and the cash held by the Debtors at the time of the commencement of the Chapter 7 case. This gross amount of cash available is reduced by the amount of any claims secured by the Estates’ assets, the costs and expenses of the liquidation, and additional administrative expenses that may result from the termination of the Debtors’ businesses and the use of Chapter 7 for the purposes of liquidation. Any remaining net cash would be allocated to creditors and shareholders in strict priority in accordance with Section 726 of the Bankruptcy Code. For purposes of this liquidation analysis<sup>1</sup>, which was prepared by Management with the assistance of the Debtors’ advisors (Morrison & Foerster and FTI), it is assumed that the assets of Residential Capital, LLC and its Debtor subsidiaries are liquidated for the benefit of ResCap’s creditors. Additionally, only entities with assets that will generate recoveries for their creditors are considered relevant for this analysis (see “Summary of Unscheduled Entities” on page 24). A general summary of the assumptions used by ResCap’s Management in preparing this liquidation analysis follows.

#### *Estimate of Net Proceeds*

2. Estimates were made of the cash proceeds which might be realized from the liquidation of the Debtors’ assets. The Chapter 7 liquidation period is assumed to commence on April 30, 2013, and the monetization of assets is assumed to last 12 months following the appointment of a Chapter 7 trustee. Recoveries to creditors are presented on an undiscounted basis. For purposes of this analysis, recoveries were estimated based on estimated book asset balances as of April 30, 2013 with certain proforma adjustments<sup>2</sup>. There can be no assurance that the liquidation would be completed within this limited time frame, nor is there any assurance that the recoveries assigned to the assets would in fact be realized. Under Section 704 of the Bankruptcy Code, an appointed trustee must, among other duties, collect and convert the property of the Estates as expeditiously (generally at distressed prices) as is compatible with the best interests of the parties-in-interest.

---

<sup>1</sup> Capitalized terms used but not defined herein shall have the meaning ascribed to them in the Plan and Disclosure Statement.

<sup>2</sup> The pro-forma adjustments were made to exclude certain assets that are either non-economic or securitized (i.e. assets with offsetting liabilities recorded on the balance sheet). The asset balances also exclude certain accounting adjustments related to pre-paid expenses and accounts receivable, as well as entries recorded to estimate true-up payments for the asset sale transactions with Ocwen and Walter.

### *Estimate of Costs*

3. The Liquidation Analysis assumes the wind-down of the Estates lasts for a period of approximately 3 years for pending litigation and the settlement of claims. The Debtors' cost of liquidation under Chapter 7 would include fees payable to a Chapter 7 trustee, as well as those which might be payable to attorneys and other professionals that a trustee may engage, as well as other internal and overhead costs. Further, costs of liquidation would include any obligations and unpaid expenses incurred by the Debtors until conclusion of the Chapter 7 case.

4. Additional Claims would arise by reason of the breach or rejection of obligations incurred under executory contracts, or leases entered into by the Debtors. It is possible that in a Chapter 7 case, the wind-down expenses may be materially different than the estimated amount. Such expenses are in part dependent on the duration of the liquidation.

### *Distribution of Net Proceeds under Absolute Priority*

5. The costs, expenses, fees and such other Claims that may arise and constitute necessary costs and expenses in a liquidation case would be paid in full from the liquidation proceeds before the balance of those proceeds would be made available to General Unsecured Creditors. Under the absolute priority rule, no junior creditor would receive any distribution until all senior creditors were paid in full.

6. This analysis considers the effect that a Chapter 7 liquidation would have on the ultimate proceeds available for distribution to creditors, including (i) the increased costs and expenses of a liquidation under Chapter 7 arising from fees payable to a Chapter 7 trustee and professional advisors to such trustee and (ii) an erosion in the value of assets in the Chapter 7 case in the context of the expeditious liquidation required under Chapter 7 and the forced sales atmosphere that would likely prevail. THE DEBTORS HAVE DETERMINED, AS SUMMARIZED ON THE FOLLOWING PAGES, THAT CONFIRMATION OF THE CHAPTER 11 PLAN WILL PROVIDE SUBSTANTIALLY MORE VALUE TO THE DEBTORS' ESTATES THAN WOULD BE RECEIVED PURSUANT TO A LIQUIDATION OF THE DEBTORS UNDER CHAPTER 7 OF THE BANKRUPTCY CODE.

7. THE DEBTORS' LIQUIDATION ANALYSIS IS AN ESTIMATE OF THE PROCEEDS THAT MAY BE GENERATED AS A RESULT OF A HYPOTHETICAL CHAPTER 7 LIQUIDATION OF THE ASSETS OF THE DEBTORS. Underlying the liquidation analysis are a number of estimates and assumptions that are inherently subject to significant economic, competitive, and operational uncertainties, and contingencies beyond the control of the Debtors or a Chapter 7 trustee. In addition, various liquidation decisions upon which certain assumptions are based are subject to change. Therefore, there can be no assurance that the assumptions and estimates employed in determining the liquidation values of the assets will result in an accurate estimate of the proceeds that would be realized were the Debtors to undergo an actual liquidation. The actual amounts of Claims against the Estates could vary significantly from the estimate set forth herein, depending on the Claims asserted during the pendency of the Chapter 7 case. Moreover, this liquidation analysis may not include all liabilities that may arise as a result of additional litigation, potential tax assessments, or other potential Claims. Neither this analysis, nor the Recovery Analysis, include potential recoveries from avoidance actions or intangible assets, and includes no incremental costs for the pursuit of

such recoveries. No value was assigned to additional proceeds that might result from the sale of certain items with intangible value. Therefore, the actual liquidation value of the Debtors' assets could vary materially from the estimates provided herein.

8. THE LIQUIDATION ANALYSIS SET FORTH HEREIN WAS BASED ON THE ESTIMATED BOOK VALUES OF THE DEBTORS' ASSETS ON APRIL 30, 2013 WITH CERTAIN PROFORMA ADJUSTMENTS. TO THE EXTENT THAT OPERATIONS THROUGH SUCH DATE WERE DIFFERENT THAN ESTIMATED, THE ASSET VALUES MAY CHANGE. DELOITTE TOUCHE TOHMATSU LLP, THE INDEPENDENT REGISTERED PUBLIC ACCOUNTING FIRM FOR RESCAP, HAS NOT EXAMINED, COMPILED OR OTHERWISE APPLIED PROCEDURES TO THESE VALUES AND, CONSEQUENTLY, DOES NOT EXPRESS AN OPINION OR ANY OTHER FORM OF ASSURANCE WITH RESPECT TO THE VALUES IN THE LIQUIDATION ANALYSIS.

9. Estimated net proceeds may be realized from the liquidation of ResCap's subsidiaries. The method of liquidation may vary greatly from subsidiary to subsidiary depending on the jurisdiction or country in which it resides or was formed. The obligations are assumed to be satisfied at the individual entity level, with excess proceeds flowing upward to the next ownership level and ultimately to Residential Capital, LLC, to the extent available.

#### **ASSET RECOVERY ASSUMPTIONS**

10. All recoveries cited in the asset recovery assumptions below are presented on a consolidated basis and are presented as a blended average percentage of book value. The mix of assets may vary between Debtors, and as such, recovery percentages may vary on an unconsolidated basis.

#### ***Cash and Cash Equivalents***

11. Cash and cash equivalents include cash in the Debtors' domestic bank accounts and other cash equivalents. The estimated recovery for this category of assets is 100%.

#### ***Restricted Cash***

12. Restricted cash primarily consists of cash held at Ally Bank, escrow funds for GNMA pooling agreements and other amounts held in escrow related to the Ocwen APA and Walter Assignment, and other parties. Outstanding amounts are estimated to be fully recovered in the Chapter 7 liquidation scenarios.

#### ***FHA/VA Mortgage Assets***

13. FHA/VA mortgage assets consist of mortgage loans, servicer advances, and accrued interest, which are guaranteed by the Federal Housing Administration's ("FHA") mortgage insurance program or the US Department of Veterans' Affairs ("VA"), and constitute the bulk of the Estates' remaining assets. The total blended recovery for FHA/VA mortgage assets is 57% - 71% in the lower and higher Chapter 7 scenarios, respectively.

14. The Chapter 7 liquidation scenarios assume that the Debtors will continue to liquidate mortgage loans through the ongoing retail liquidation process for the nine months immediately

following April 30, 2013, immediately followed by a bulk sale of all remaining mortgage loans. Loans are assumed to be sold on an “as is, where is” basis, without representations and warranties from the Estates and without kickout provisions, resulting in steep discounts to pricing. The blended average recovery under these assumptions is estimated to be between 61% - 74% in the lower and higher Chapter 7 liquidation scenarios, respectively.

15. The servicing advances are comprised of advances on Estates’ FHA/VA loan portfolio and aged expense claims. As such, it is assumed likely that existing loan advances would likely trade at prices similar to the underlying loan, while there would be minimal to no value on the aged advances. FHA/VA servicer advances are estimated to recover between 30% - 50% in the lower and higher Chapter 7 scenarios, respectively.

#### ***Non FHA/VA Mortgage Assets***

16. The Estates’ Non FHA/VA mortgage assets consist primarily of mortgage loans, servicer advances and accrued interest on loans removed from government insured deals, loans rejected from the Berkshire APA and other loans deemed to be non-marketable. They are assumed to be sold in a bulk sale during the 1-year asset disposition period.

17. Non FHA/VA mortgage assets are assumed to generate between 28% - 54% in the lower and higher Chapter 7 scenarios, due to the assumed quick liquidation, certain documentation deficiencies, the absence of representations and warranties from the Estates, and other material risks.

#### ***MSRs and Associated Servicer Advances***

18. MSRs and associated servicer advances consist of assets excluded from the asset purchase agreements with Ocwen and Walter, due to various counterparty objections. The Estates are currently negotiating with the counterparties to resolve the objections and intend to sell these MSRs and servicer advances once settlements have been achieved, however, the Liquidation Analysis assumes that negotiations will not be successful after the conversion to a Chapter 7 liquidation. The blended average recovery rate is assumed to be 65% and 75% in the lower and higher liquidation scenarios, respectively.

19. MSRs are assumed to recover a de minimis amount due to the termination of counterparty settlement negotiations under the Chapter 7 liquidation scenarios.

20. Based on a scenario assuming bulk asset sales without resolution of pending cures, excluded servicer advances are assumed to generate between 72% – 83% recoveries in the lower and higher Chapter 7 liquidation scenarios, respectively.

#### ***Other Debtors’ Assets***

21. Other Debtors’ Assets consist primarily of securitized HELOCs, REO properties, trading securities and derivative assets, which are expected to recover at a blended average rate ranging from 30% - 39% in the lower and higher Chapter 7 liquidation scenarios, respectively. Non-economic assets are assumed to generate zero recovery value.

22. Securitized HELOCs are assumed to recover between 40% - 60% in the lower and higher Chapter 7 liquidation scenarios, as these assets are expected to sell at a significant discount in an accelerated bulk sale scenario.

23. REO properties are assumed to recover between 40% - 60% in the lower and higher Chapter 7 liquidation scenarios, as REO assets are expected to sell at a significant discount in an accelerated bulk sale scenario.

24. Under the Chapter 7 liquidation scenarios, the GMAC 2010-01 securitization asset is assumed to be liquidated as a single asset (rather than as whole loans), and to sell at a significant discount from the Recovery Analysis. Recoveries on this asset are estimated to be between 35% - 50% in the lower and higher Chapter 7 liquidation scenarios, respectively.

25. Chapter 7 liquidation scenarios assume 100% recovery on derivative assets and associated collateral, the majority of which has already been collected as of the date of this Disclosure Statement.

26. There are a number of other Debtor-owned assets including accounts receivable and other assets, which are assumed to provide zero recovery to the Estates.

#### ***Non-Debtors' Assets***

27. Non-Debtors' Assets are comprised primarily of equity interests in the Debtors' foreign affiliates. These affiliates are working to liquidate assets and to resolve claims and litigation. The Debtors assume in the Recovery Analysis that they will be able to recover \$24 million from non-Debtor affiliates.

#### ***Other Recoveries***

28. Additional incremental recoveries are expected to materialize from client recoveries and broker fees from the wind-down of the originations pipeline, however, these fees are expected to be offset by incremental costs for the Berkshire loan repurchase true-up<sup>3</sup>. In total, incremental recoveries are estimated to generate approximately \$0 net recovery.

#### ***Affirmative Claims Against Ally***

29. No estimate is included in the Liquidation Analysis for recoveries relating to potential affirmative damage claims against Ally. The Debtors believe that an estimate of the ultimate recoveries from such claims is highly subjective and dependent on numerous variables, including (i) the probabilities of successful judgments; (ii) the cost and time required to litigate the affirmative claims; (iii) any offsetting claims Ally may have against the Debtors; and (iv) the collectability of amounts significant enough to alter the outcome of the Liquidation Analysis. The Examiner's Report [Docket No. 3698] includes an assessment of potential claims against Ally.

---

<sup>3</sup> Excludes any adjustments related to Walter and Ocwen sale true-ups.

## **Chapter 7 Wind-Down Costs and Administrative Claims**

30. For the purposes of the Chapter 7 liquidation scenarios, Chapter 11 administrative claims and Chapter 7 wind-down costs are shown as combined for administrative ease. The Liquidation Analysis assumes wind-down expenses of \$180 million are allocated to the JSN collateral for the period after April 30, 2013, and as such those costs have been removed from JSN secured recoveries. All other wind-down and administrative costs are shown in the wind-down and administrative cost line of the Liquidation Analysis.

31. Chapter 7 wind-down costs are allocated to legal entities based on total value available after repayment of the AFI LOC, the AFI Revolver, and the secured portion of the JSNs.

32. Post-petition intercompany claims, which are subject to administrative priority status, are reflected in the April 30, 2013 cash balances by legal entity and, as such, are not shown in the Liquidation Analysis.

### ***Trustee Fees***

33. Trustee fees include all fees that would be paid to the Chapter 7 trustee by each Debtor, consistent with Bankruptcy Code requirements. Chapter 7 trustee fees are estimated to be 3% of gross distributions in both the higher and lower Chapter 7 liquidation scenarios, which are included in wind-down administrative costs.

### ***Professional Fees***

34. Restructuring professional fees and ordinary course professional fees are estimated to be higher under the Chapter 7 liquidation scenarios than in the Recovery Analysis. This is due primarily to potentially extensive third party litigation that the Estates will most likely need to defend and pursue for purposes of settling claim amounts and monetizing assets.

35. Because the Chapter 7 Trustee and, to the extent applicable, the Chapter 7 Trustee's professionals must familiarize themselves with the Estates, including their assets and liabilities, it is anticipated that additional professional fees will be incurred in a Chapter 7 liquidation. Restructuring professional and ordinary course professional fees are expected to be approximately \$175 million higher in the Chapter 7 liquidation scenarios than in the Recovery Analysis (exclusive of Chapter 7 trustee fees). No professional fees are assumed for pursuing litigation against Ally, as no amounts received from litigation pursued against Ally are contemplated in the Liquidation Analysis (see paragraph 29.)

### ***Chapter 7 Wind-Down Costs***

36. Estimated costs under the Chapter 7 liquidation scenarios are consistent with total estimated costs under the Recovery Analysis. Any savings achieved in the accelerated wind-down of the asset portfolio would be insignificant for the purposes of this analysis, and would likely be offset by higher internal costs required to pursue and defend litigation. As such, these costs are assumed to be the same under both the Recovery Analysis and the Liquidation Analysis scenarios.

37. The remaining costs are assumed to be unaffected by the hypothetical Chapter 7 filing. Costs related to facilities, insurance, IT, accounts payable, document storage and destruction, tax<sup>4</sup>, post-petition representation and warranty liabilities, and the various TSAs are assumed to remain constant, as the Estates will need to maintain certain personnel, documentation and other overhead capabilities in order to pursue or fight litigation and to maintain legal documents and systems until all legal proceedings are resolved.

## **Claims**

### ***AFI Secured Claims***

38. As of April 30, 2013, the Estates had pre-petition debt and accrued interest obligations under both the AFI Revolver and the AFI LOC. The estimated recovery for AFI Secured Claims is 100%.

### ***Junior Secured Notes***

39. The JSNs' claim of \$2.223 billion (\$2.121 billion of principal plus \$102 million of interest) of principal and prepetition accrued interest is satisfied by the AFI Revolver collateral, on which the JSNs hold a second lien. To the extent the JSN claim is not satisfied by AFI Revolver collateral, a deficiency claim is asserted against the borrower and the guarantor entities. These deficiency claims recover pari passu with the General Unsecured Creditors ("GUC") at each entity. Under the Chapter 7 liquidation scenarios, the recovery of the JSNs reflects the remaining JSN collateral. Secured recoveries are limited by the remaining value of the JSN collateral package and pledged equity at each Debtor entity after payment of the Revolver. The estimated recovery for the JSNs, including recoveries from deficiency claims, is estimated between 70% and 77% under the Chapter 7 liquidation scenarios.

### ***General Unsecured Claims***

40. General Unsecured Claims is by far the largest claims category under the Chapter 7 liquidation scenarios, and includes:

- (1) RMBS Trust Claims;
- (2) Monoline Claims;
- (3) Borrower Claims;
- (4) Senior Unsecured Notes Claims; and
- (5) Other General Unsecured Claims

---

<sup>4</sup> The Estates have retained advisors for tax matters. The tax estimate is presented based upon preliminary guidance the Estates have received from their tax advisors. It should be noted that the tax analysis has not been completed, and accordingly the guidance may change and those changes may be material.



41. The Liquidation Analysis assumes that the Debtors litigate all Claims asserted against the Debtors, significantly increasing the assumed cost of litigation in the Liquidation Analysis. As a result of the additional litigation and incremental expenditures, it is assumed that, with the exception of Borrower Claims and Private Securities Claims, allowed Claims in the Liquidation Analysis are consistent with claims estimates in the Recovery Analysis.

42. In the Chapter 7 liquidation scenarios, Borrower Claims are assumed to recover *pari passu* with other General Unsecured Claims. In the Recovery Analysis, Borrower Claims are subject to settlement, and as such, no Borrower Claim amount is estimated for the Recovery Analysis. However, for purposes of the Liquidation Analysis in the higher Chapter 7 scenario, Borrower Claims are estimated to be approximately \$422 million and \$557 million in the higher and lower Chapter 7 scenarios, respectively.

### ***Securities Claims***

43. Securities litigation claims, including the Private Securities Claims, the NJ Carpenters Claims, claims of the Federal Housing Finance Agency and the National Credit Union Administration Board, and other securities claims are assumed to be \$11.7 billion for the purposes of the lower scenario in the Liquidation Analysis. The claim amount is based on the Debtors' estimate of the claim asserted by each claimant discounted by 50% to reflect litigation risk. These claims are assumed to be *pari passu* with GUC in the lower scenario, and are assumed to be subordinated or disallowed on the merits in the higher scenario. Although these claims are estimated to be approximately \$11.7 billion, there is no assurance that the allowed claim amount will not be materially different from this estimate.

### ***Claims Against Residential Capital, LLC***

44. Various parties, including the RMBS Trusts, the Monolines and certain Private Securities Claims, have also asserted claims against Residential Capital, LLC based on alter ego, veil piercing, aiding and abetting or similar theories. For purposes of the lower scenario in the Liquidation Analysis, these claims are assumed to be allowed against Residential Capital, LLC discounted by approximately 68% from the claims projected against the operating entities in the lower scenario. In the higher scenario, these claims are assumed to be disallowed in their entirety, with the only remaining claims against Residential Capital, LLC being the Senior Unsecured Notes and a *de minimis* amount of General Unsecured Claims.

<b>Residential Capital, LLC</b> <b>Chapter 7 Liquidation Analysis</b> <b>(\$ Millions)</b>
--

	<b>Book Value</b>	<b>Chapter 7 Liquidation Recovery</b>				
		Lower (\$)	Lower (%)	Higher (\$)	Higher (%)	
<b><u>Liquidation of Remaining Assets</u></b>						
1 Restricted Cash	\$ 27.9	\$ 27.9	100.0%	\$ 27.9	100.0%	
2 FHA/VA Mortgage Assets	-	-	0.0%	-	0.0%	
3 Non FHA/VA Mortgage Assets	-	-	0.0%	-	0.0%	
4 MSRs and Associated Servicer Advances	-	-	0.0%	-	0.0%	
5 Other Debtors' Assets	0.1	-	0.0%	-	0.0%	
6 Non-Debtors' Assets	-	-	0.0%	-	0.0%	
7 Other Recoveries	-	-	0.0%	-	0.0%	
8 <b>Total Remaining Assets</b>	<b>\$ 28.0</b>	<b>\$ 27.9</b>		<b>\$ 27.9</b>		
<b><u>Distribution of Values</u></b>						
	<b>Claims</b>	<b>Claims</b>	<b>Recovery Ranges</b>			
	Lower (1)	Higher (1)	Lower (\$)	Lower (%)	Higher (\$)	Higher (%)
<b><u>Distributable Value</u></b>						
9 Cash			\$ 143.5		\$ 143.5	
10 Remaining Assets			27.9		27.9	
11 AFI Claims Recovery			-		-	
12 <b>Total Distributable Value</b>			<b>\$ 171.4</b>		<b>\$ 171.4</b>	
<b><u>Paydown of Secured Debt</u></b>						
13 Ally Revolver and Ally Line of Credit			\$ -		\$ -	
14 JSN Secured Claims			(157.0)		(157.0)	
15 <b>Total Paydown</b>			<b>\$ (157.0)</b>		<b>\$ (157.0)</b>	
<b><u>Admin/Wind-Down Costs</u></b>						
16 Admin/Wind-Down Costs			\$ (8.9)		\$ (8.6)	
<b><u>JSN Deficiency Claim</u></b>						
17 JSN Deficiency Claim	\$ 2,066.0	\$ 2,066.0	\$ 1.2	0.1%	\$ 3.9	0.2%
<b><u>General Unsecured Claims</u></b>						
18 General Unsecured Claims	\$ 7,341.1	\$ 1,004.2	\$ 4.3	0.1%	\$ 1.9	0.2%
<b><u>Subordinated Claims</u></b>						
19 Subordinated Claims	\$ -	\$ 2,871.0	\$ -	0.0%	\$ -	0.0%
20 <b>GUC Recovery in Chapter 7 vs. Chapter 11</b>			<b>Chapter 7 Liquidation Recovery</b>		<b>Ch. 11</b>	
			Low (%)	High (%)	Recovery %	
			0.1%	0.2%	36.3%	

(1) For purposes of the Liquidation Analysis, the "Lower" scenario assumes higher claims and thus lower recovery rates for unsecured creditors. Conversely, the "Higher" scenario assumes lower claims and thus higher recovery rates for unsecured creditors.

**GMAC Mortgage, LLC**  
**Chapter 7 Liquidation Analysis**  
**(\$ Millions)**

	<b>Book Value</b>	<b>Chapter 7 Liquidation Recovery</b>				
		<b>Lower (\$)</b>	<b>Lower (%)</b>	<b>Higher (\$)</b>	<b>Higher (%)</b>	
<b>Liquidation of Remaining Assets</b>						
1 Restricted Cash	\$ 39.2	\$ 39.2	100.0%	\$ 39.2	100.0%	
2 FHA/VA Mortgage Assets	945.3	542.5	57.4%	673.5	71.2%	
3 Non FHA/VA Mortgage Assets	39.4	10.4	26.4%	20.3	51.6%	
4 MSRs and Associated Servicer Advances (1)	189.2	125.1	66.1%	144.5	76.4%	
5 Other Debtors' Assets	56.4	16.3	28.8%	19.2	34.0%	
6 Non-Debtors' Assets (2)	-	-	0.0%	-	0.0%	
7 Other Recoveries (1)	-	5.3	0.0%	5.3	0.0%	
8 <b>Total Remaining Assets</b>	<b>\$ 1,269.4</b>	<b>\$ 738.8</b>		<b>\$ 902.0</b>		
<b>Distribution of Values</b>						
	<b>Claims</b>	<b>Claims</b>	<b>Recovery Ranges</b>			
	<b>Lower (3)</b>	<b>Higher (3)</b>	<b>Lower (\$)</b>	<b>Lower (%)</b>	<b>Higher (\$)</b>	<b>Higher (%)</b>
<b>Distributable Value</b>						
9 Cash			\$ 1,977.7		\$ 1,977.7	
10 Remaining Assets			738.8		902.0	
11 AFI Claims Recovery			-		-	
12 <b>Total Distributable Value</b>			<b>\$ 2,716.5</b>		<b>\$ 2,879.7</b>	
<b>Paydown of Secured Debt</b>						
13 Ally Revolver and Ally Line of Credit			\$ (854.4)		\$ (854.4)	
14 JSN Secured Claims			(1,177.8)		(1,267.6)	
15 <b>Total Paydown</b>			<b>\$ (2,032.2)</b>		<b>\$ (2,122.0)</b>	
<b>Admin/Wind-Down Costs</b>						
16 Admin/Wind-Down Costs			\$ (466.0)		\$ (495.8)	
<b>JSN Deficiency Claim</b>						
17 JSN Deficiency Claim	\$ 1,045.2	\$ 955.4	\$ 65.5	6.3%	\$ 77.0	8.1%
<b>General Unsecured Claims</b>						
18 General Unsecured Claims	\$ 2,441.5	\$ 2,296.2	\$ 152.9	6.3%	\$ 185.0	8.1%
<b>Subordinated Claims</b>						
19 Subordinated Claims	\$ -	\$ 34.5	\$ -	0.0%	\$ -	0.0%
			<b>Chapter 7 Liquidation Recovery</b>		<b>Ch. 11 Recovery</b>	
			<b>Low (%)</b>	<b>High (%)</b>	<b>Recovery %</b>	
20 <b>GUC Recovery in Chapter 7 vs. Chapter 11</b>			6.3%	8.1%	30.1%	

- (1) Includes assets of GMACM Borrower.
- (2) Book values for the recoveries of the non-debtor assets are not shown as these assets represent the Debtors' equity claims.
- (3) For purposes of the Liquidation Analysis, the "Lower" scenario assumes higher claims and thus lower recovery rates for unsecured creditors. Conversely, the "Higher" scenario assumes lower claims and thus higher recovery rates for unsecured creditors.

**Passive Asset Transactions, LLC**  
**Chapter 7 Liquidation Analysis**  
**(\$ Millions)**

	<b>Book Value</b>	<b>Chapter 7 Liquidation Recovery</b>			
		<b>Lower (\$)</b>	<b>Lower (%)</b>	<b>Higher (\$)</b>	<b>Higher (%)</b>
<b><u>Liquidation of Remaining Assets</u></b>					
1 Restricted Cash	\$ -	\$ -	0.0%	\$ -	0.0%
2 FHA/VA Mortgage Assets	-	-	0.0%	-	0.0%
3 Non FHA/VA Mortgage Assets	-	-	0.0%	-	0.0%
4 MSRs and Associated Servicer Advances	-	-	0.0%	-	0.0%
5 Other Debtors' Assets	28.7	9.2	32.2%	13.2	46.0%
6 Non-Debtors' Assets	-	-	0.0%	-	0.0%
7 Other Recoveries	-	-	0.0%	-	0.0%
8 <b>Total Remaining Assets</b>	<b>\$ 28.7</b>	<b>\$ 9.2</b>		<b>\$ 13.2</b>	
<b><u>Distribution of Values</u></b>					
	<b>Claims</b>	<b>Claims</b>	<b>Recovery Ranges</b>		
	<b>Lower</b>	<b>Higher</b>	<b>Lower (\$)</b>	<b>Lower (%)</b>	<b>Higher (\$)</b>
<b><u>Distributable Value</u></b>					
9 Cash			\$ 27.8		\$ 27.8
10 Remaining Assets			9.2		13.2
11 AFI Claims Recovery			-		-
12 <b>Total Distributable Value</b>			<b>\$ 37.0</b>		<b>\$ 40.9</b>
<b><u>Paydown of Secured Debt</u></b>					
13 Ally Revolver and Ally Line of Credit			\$ -		\$ -
14 JSN Secured Claims (1)			(37.0)		(40.9)
15 <b>Total Paydown</b>			<b>\$ (37.0)</b>		<b>\$ (40.9)</b>
<b><u>Admin/Wind-Down Costs</u></b>					
16 Admin/Wind-Down Costs			\$ -		\$ -
<b><u>JSN Deficiency Claim</u></b>					
17 JSN Deficiency Claim	\$ -	\$ -	\$ -	0.0%	\$ -
<b><u>General Unsecured Claims</u></b>					
18 General Unsecured Claims	\$ -	\$ -	\$ -	0.0%	\$ -
<b><u>Subordinated Claims</u></b>					
19 Subordinated Claims	\$ -	\$ -	\$ -	0.0%	\$ -
			<b>Chapter 7 Liquidation Recovery</b>		<b>Ch. 11</b>
			<b>Low (%)</b>	<b>High (%)</b>	<b>Recovery %</b>
20 <b>GUC Recovery in Chapter 7 vs. Chapter 11</b>			n/a	n/a	30.1%

(1) JSN secured claim amount represents distribution of equity from Passive Asset Transactions, LLC which is pledged to the JSNs.

<b>Executive Trustee Services, LLC</b> <b>Chapter 7 Liquidation Analysis</b> <b>(\$ Millions)</b>
---

	Book Value	Chapter 7 Liquidation Recovery				
		Lower (\$)	Lower (%)	Higher (\$)	Higher (%)	
<b><u>Liquidation of Remaining Assets</u></b>						
1 Restricted Cash	\$ -	\$ -	0.0%	\$ -	0.0%	
2 FHA/VA Mortgage Assets	-	-	0.0%	-	0.0%	
3 Non FHA/VA Mortgage Assets	-	-	0.0%	-	0.0%	
4 MSRs and Associated Servicer Advances	-	-	0.0%	-	0.0%	
5 Other Debtors' Assets	0.2	-	0.0%	-	0.0%	
6 Non-Debtors' Assets	-	-	0.0%	-	0.0%	
7 Other Recoveries	-	0.3	0.0%	0.3	0.0%	
8 <b>Total Remaining Assets</b>	<b>\$ 0.2</b>	<b>\$ 0.3</b>		<b>\$ 0.3</b>		
<b><u>Distribution of Values</u></b>						
	<b>Claims</b>	<b>Claims</b>	<b>Recovery Ranges</b>			
	Lower	Higher	Lower (\$)	Lower (%)	Higher (\$)	Higher (%)
<b><u>Distributable Value</u></b>						
9 Cash			\$ 30.8		\$ 30.8	
10 Remaining Assets			0.3		0.3	
11 AFI Claims Recovery			-		-	
12 <b>Total Distributable Value</b>			<b>\$ 31.1</b>		<b>\$ 31.1</b>	
<b><u>Paydown of Secured Debt</u></b>						
13 Ally Revolver and Ally Line of Credit			\$ -		\$ -	
14 JSN Secured Claims (1)			(6.9)		(7.7)	
15 <b>Total Paydown</b>			<b>\$ (6.9)</b>		<b>\$ (7.7)</b>	
<b><u>Admin/Wind-Down Costs</u></b>						
16 Admin/Wind-Down Costs			\$ (19.2)		\$ (18.5)	
<b><u>JSN Deficiency Claim</u></b>						
17 JSN Deficiency Claim	\$ -	\$ -	\$ -	0.0%	\$ -	0.0%
<b><u>General Unsecured Claims</u></b>						
18 General Unsecured Claims	\$ 5.0	\$ 4.8	\$ 5.0	100.0%	\$ 4.8	100.0%
<b><u>Subordinated Claims</u></b>						
19 Subordinated Claims	\$ -	\$ -	\$ -	0.0%	\$ -	0.0%
20 <b><u>GUC Recovery in Chapter 7 vs. Chapter 11</u></b>			<b>Chapter 7 Liquidation Recovery</b>		<b>Ch. 11 Recovery</b>	
			Low (%)	High (%)	Recovery %	
			100.0%	100.0%	100.0%	

(1) JSN secured claim amount represents distribution of equity from Executive Trustee Services, LLC which is pledged to the JSNs.

<b>Ditech, LLC</b> <b>Chapter 7 Liquidation Analysis</b> <b>(\$ Millions)</b>					
---	--	--	--	--	--

	<b>Book Value</b>	<b>Chapter 7 Liquidation Recovery</b>			
		Lower (\$)	Lower (%)	Higher (\$)	Higher (%)
<b><u>Liquidation of Remaining Assets</u></b>					
1 Restricted Cash	\$ -	\$ -	0.0%	\$ -	0.0%
2 FHA/VA Mortgage Assets	-	-	0.0%	-	0.0%
3 Non FHA/VA Mortgage Assets	-	-	0.0%	-	0.0%
4 MSRs and Associated Servicer Advances	-	-	0.0%	-	0.0%
5 Other Debtors' Assets	-	-	0.0%	-	0.0%
6 Non-Debtors' Assets	-	-	0.0%	-	0.0%
7 Other Recoveries	-	-	0.0%	-	0.0%
8 <b>Total Remaining Assets</b>	<b>\$ -</b>	<b>\$ -</b>		<b>\$ -</b>	

	<b>Claims</b>		<b>Recovery Ranges</b>			
	Lower	Higher	Lower (\$)	Lower (%)	Higher (\$)	Higher (%)
<b><u>Distributable Value</u></b>						
9 Cash			\$ 0.9		\$ 0.9	
10 Remaining Assets			-		-	
11 AFI Claims Recovery			-		-	
12 <b>Total Distributable Value</b>			<b>\$ 0.9</b>		<b>\$ 0.9</b>	

<b><u>Paydown of Secured Debt</u></b>						
13 Ally Revolver and Ally Line of Credit			\$ -		\$ -	
14 JSN Secured Claims			(0.7)		(0.7)	
15 <b>Total Paydown</b>			<b>\$ (0.7)</b>		<b>\$ (0.7)</b>	

<b><u>Admin/Wind-Down Costs</u></b>						
16 Admin/Wind-Down Costs			\$ (0.2)		\$ (0.2)	

<b><u>JSN Deficiency Claim</u></b>						
17 JSN Deficiency Claim	\$ -	\$ -	\$ -	0.0%	\$ -	0.0%

<b><u>General Unsecured Claims</u></b>						
18 General Unsecured Claims	\$ 0.0	\$ 0.0	\$ 0.0	100.0%	\$ 0.0	100.0%

<b><u>Subordinated Claims</u></b>						
19 Subordinated Claims	\$ -	\$ -	\$ -	0.0%	\$ -	0.0%

		<b>Chapter 7 Liquidation Recovery</b>		<b>Ch. 11 Recovery</b>	
		Low (%)	High (%)	Recovery %	
20 <b>GUC Recovery in Chapter 7 vs. Chapter 11</b>		100.0%	100.0%	30.1%	

<b>Residential Consumer Services, LLC</b> <b>Chapter 7 Liquidation Analysis</b> <b>(\$ Millions)</b>
--

	<b>Book Value</b>	<b>Chapter 7 Liquidation Recovery</b>			
		Lower (\$)	Lower (%)	Higher (\$)	Higher (%)
<b><u>Liquidation of Remaining Assets</u></b>					
1 Restricted Cash	\$ -	\$ -	0.0%	\$ -	0.0%
2 FHA/VA Mortgage Assets	-	-	0.0%	-	0.0%
3 Non FHA/VA Mortgage Assets	-	-	0.0%	-	0.0%
4 MSRs and Associated Servicer Advances	-	-	0.0%	-	0.0%
5 Other Debtors' Assets	0.0	-	0.0%	-	0.0%
6 Non-Debtors' Assets	-	-	0.0%	-	0.0%
7 Other Recoveries	-	-	0.0%	-	0.0%
8 <b>Total Remaining Assets</b>	<b>\$ 0.0</b>	<b>\$ -</b>		<b>\$ -</b>	

	<b>Claims</b>		<b>Recovery Ranges</b>			
	Lower	Higher	Lower (\$)	Lower (%)	Higher (\$)	Higher (%)
<b><u>Distribution of Values</u></b>						
<b><u>Distributable Value</u></b>						
9 Cash			\$ 0.2		\$ 0.2	
10 Remaining Assets			-		-	
11 AFI Claims Recovery			-		-	
12 <b>Total Distributable Value</b>			<b>\$ 0.2</b>		<b>\$ 0.2</b>	

<b><u>Paydown of Secured Debt</u></b>						
13 Ally Revolver and Ally Line of Credit			\$ -		\$ -	
14 JSN Secured Claims			(0.1)		(0.1)	
15 <b>Total Paydown</b>			<b>\$ (0.1)</b>		<b>\$ (0.1)</b>	

<b><u>Admin/Wind-Down Costs</u></b>						
16 Admin/Wind-Down Costs			\$ (0.1)		\$ (0.1)	

<b><u>JSN Deficiency Claim</u></b>						
17 JSN Deficiency Claim	\$ -	\$ -	\$ -	0.0%	\$ -	0.0%

<b><u>General Unsecured Claims</u></b>						
18 General Unsecured Claims	\$ -	\$ -	\$ -	0.0%	\$ -	0.0%

<b><u>Subordinated Claims</u></b>						
19 Subordinated Claims	\$ -	\$ -	\$ -	0.0%	\$ -	0.0%

	<b>Chapter 7 Liquidation Recovery</b>		<b>Ch. 11 Recovery</b>
	Low (%)	High (%)	Recovery %
20 <b>GUC Recovery in Chapter 7 vs. Chapter 11</b>	n/a	n/a	30.1%

<b>GMAC Mortgage USA Corporation</b> <b>Chapter 7 Liquidation Analysis</b> (\$ Millions)
--

	<b>Book Value</b>	<b>Chapter 7 Liquidation Recovery</b>			
		Lower (\$)	Lower (%)	Higher (\$)	Higher (%)
<b><u>Liquidation of Remaining Assets</u></b>					
1 Restricted Cash	\$ -	\$ -	0.0%	\$ -	0.0%
2 FHA/VA Mortgage Assets	-	-	0.0%	-	0.0%
3 Non FHA/VA Mortgage Assets	-	-	0.0%	-	0.0%
4 MSRs and Associated Servicer Advances	-	-	0.0%	-	0.0%
5 Other Debtors' Assets	-	-	0.0%	-	0.0%
6 Non-Debtors' Assets	-	-	0.0%	-	0.0%
7 Other Recoveries	-	-	0.0%	-	0.0%
8 <b>Total Remaining Assets</b>	<b>\$ -</b>	<b>\$ -</b>		<b>\$ -</b>	

	<b>Claims</b>		<b>Recovery Ranges</b>			
	Lower	Higher	Lower (\$)	Lower (%)	Higher (\$)	Higher (%)
<b><u>Distribution of Values</u></b>						
<b><u>Distributable Value</u></b>						
9 Cash			\$ 0.5		\$ 0.5	
10 Remaining Assets			-		-	
11 AFI Claims Recovery			-		-	
12 <b>Total Distributable Value</b>			<b>\$ 0.5</b>		<b>\$ 0.5</b>	

<b><u>Paydown of Secured Debt</u></b>						
13 Ally Revolver and Ally Line of Credit			\$ -		\$ -	
14 JSN Secured Claims			(0.2)		(0.2)	
15 <b>Total Paydown</b>			<b>\$ (0.2)</b>		<b>\$ (0.2)</b>	

<b><u>Admin/Wind-Down Costs</u></b>						
16 Admin/Wind-Down Costs			\$ (0.3)		\$ (0.3)	

<b><u>JSN Deficiency Claim</u></b>						
17 JSN Deficiency Claim	\$ -	\$ -	\$ -	0.0%	\$ -	0.0%

<b><u>General Unsecured Claims</u></b>						
18 General Unsecured Claims	\$ -	\$ -	\$ -	0.0%	\$ -	0.0%

<b><u>Subordinated Claims</u></b>						
19 Subordinated Claims	\$ -	\$ -	\$ -	0.0%	\$ -	0.0%

			<b>Chapter 7 Liquidation Recovery</b>		<b>Ch. 11 Recovery</b>	
			Low (%)	High (%)	Recovery %	
20 <b>GUC Recovery in Chapter 7 vs. Chapter 11</b>			n/a	n/a	30.1%	



**Residential Funding Company, LLC**  
**Chapter 7 Liquidation Analysis**  
**(\$ Millions)**

	<b>Book Value</b>	<b>Chapter 7 Liquidation Recovery</b>				
		<b>Lower (\$)</b>	<b>Lower (%)</b>	<b>Higher (\$)</b>	<b>Higher (%)</b>	
<b>Liquidation of Remaining Assets</b>						
1 Restricted Cash	\$ -	\$ -	0.0%	\$ -	0.0%	
2 FHA/VA Mortgage Assets	-	-	0.0%	-	0.0%	
3 Non FHA/VA Mortgage Assets (1)	7.3	2.6	35.0%	4.8	65.0%	
4 MSRs and Associated Servicer Advances (1)	21.8	12.2	56.0%	14.1	64.6%	
5 Other Debtors' Assets (1)	9.1	3.0	32.6%	4.5	49.0%	
6 Non-Debtors' Assets (2)	-	24.2	0.0%	24.2	0.0%	
7 Other Recoveries (1)	-	(6.8)	0.0%	(6.8)	0.0%	
8 <b>Total Remaining Assets</b>	<b>\$ 38.3</b>	<b>\$ 35.1</b>		<b>\$ 40.7</b>		
<b>Distribution of Values</b>						
	<b>Claims</b>	<b>Claims</b>	<b>Recovery Ranges</b>			
	<b>Lower (3)</b>	<b>Higher (3)</b>	<b>Lower (\$)</b>	<b>Lower (%)</b>	<b>Higher (\$)</b>	<b>Higher (%)</b>
<b>Distributable Value</b>						
9 Cash			\$ 1,469.0		\$ 1,469.0	
10 Remaining Assets			35.1		40.7	
11 AFI Claims Recovery			-		-	
12 <b>Total Distributable Value</b>			<b>\$ 1,504.1</b>		<b>\$ 1,509.7</b>	
<b>Paydown of Secured Debt</b>						
13 Ally Revolver and Ally Line of Credit			\$ (272.7)		\$ (272.7)	
14 JSN Secured Claims			(46.9)		(50.6)	
15 <b>Total Paydown</b>			<b>\$ (319.6)</b>		<b>\$ (323.3)</b>	
<b>Admin/Wind-Down Costs</b>						
16 Admin/Wind-Down Costs			\$ (791.3)		\$ (768.1)	
<b>JSN Deficiency Claim</b>						
17 JSN Deficiency Claim	\$ 2,176.1	\$ 2,172.4	\$ 42.0	1.9%	\$ 78.7	3.6%
<b>General Unsecured Claims</b>						
18 General Unsecured Claims	\$ 18,200.0	\$ 9,379.5	\$ 351.1	1.9%	\$ 339.6	3.6%
<b>Subordinated Claims</b>						
19 Subordinated Claims	\$ -	\$ 8,812.0	\$ -	0.0%	\$ -	0.0%
			<b>Chapter 7 Liquidation Recovery</b>		<b>Ch. 11 Recovery</b>	
			<b>Low (%)</b>	<b>High (%)</b>	<b>Recovery %</b>	
20 <b>GUC Recovery in Chapter 7 vs. Chapter 11</b>			1.9%	3.6%	9.0%	

- (1) Includes assets of RFC Borrower.
- (2) Book values for the recoveries of the non-debtor assets are not shown as these assets represent the Debtors' equity claims.
- (3) For purposes of the Liquidation Analysis, the "Lower" scenario assumes higher claims and thus lower recovery rates for unsecured creditors. Conversely, the "Higher" scenario assumes lower claims and thus higher recovery rates for unsecured creditors.

**RFC Asset Holdings II, LLC**  
**Chapter 7 Liquidation Analysis**  
**(\$ Millions)**

	<b>Book Value</b>	<b>Chapter 7 Liquidation Recovery</b>			
		<b>Lower (\$)</b>	<b>Lower (%)</b>	<b>Higher (\$)</b>	<b>Higher (%)</b>
<b><u>Liquidation of Remaining Assets</u></b>					
1 Restricted Cash	\$ -	\$ -	0.0%	\$ -	0.0%
2 FHA/VA Mortgage Assets	-	-	0.0%	-	0.0%
3 Non FHA/VA Mortgage Assets	-	-	0.0%	-	0.0%
4 MSRs and Associated Servicer Advances	-	-	0.0%	-	0.0%
5 Other Debtors' Assets	0.6	0.0	1.6%	0.0	2.4%
6 Non-Debtors' Assets	-	-	0.0%	-	0.0%
7 Other Recoveries	-	-	0.0%	-	0.0%
8 <b>Total Remaining Assets</b>	<b>\$ 0.6</b>	<b>\$ 0.0</b>		<b>\$ 0.0</b>	
<b><u>Distribution of Values</u></b>					
	<b>Claims</b>	<b>Claims</b>	<b>Recovery Ranges</b>		
	<b>Lower</b>	<b>Higher</b>	<b>Lower (\$)</b>	<b>Lower (%)</b>	<b>Higher (\$)</b>
<b><u>Distributable Value</u></b>					
9 Cash			\$ 27.6		\$ 27.6
10 Remaining Assets			0.0		0.0
11 AFI Claims Recovery			-		-
12 <b>Total Distributable Value</b>			<b>\$ 27.6</b>		<b>\$ 27.6</b>
<b><u>Paydown of Secured Debt</u></b>					
13 Ally Revolver and Ally Line of Credit			\$ -		\$ -
14 JSN Secured Claims (1)			(27.6)		(27.6)
15 <b>Total Paydown</b>			<b>\$ (27.6)</b>		<b>\$ (27.6)</b>
<b><u>Admin/Wind-Down Costs</u></b>					
16 Admin/Wind-Down Costs			\$ -		\$ -
<b><u>JSN Deficiency Claim</u></b>					
17 JSN Deficiency Claim	\$ -	\$ -	\$ -	0.0%	\$ -
<b><u>General Unsecured Claims</u></b>					
18 General Unsecured Claims	\$ -	\$ -	\$ -	0.0%	\$ -
<b><u>Subordinated Claims</u></b>					
19 Subordinated Claims	\$ -	\$ -	\$ -	0.0%	\$ -
			<b>Chapter 7 Liquidation Recovery</b>		<b>Ch. 11</b>
			<b>Low (%)</b>	<b>High (%)</b>	<b>Recovery %</b>
20 <b>GUC Recovery in Chapter 7 vs. Chapter 11</b>			n/a	n/a	9.0%

(1) JSN secured claim amount represents distribution of equity from RFC Asset Holdings II, LLC which is pledged to the JSNs.

**Homecomings Financial, LLC**  
**Chapter 7 Liquidation Analysis**  
**(\$ Millions)**

	<b>Book Value</b>	<b>Chapter 7 Liquidation Recovery</b>				
		<b>Lower (\$)</b>	<b>Lower (%)</b>	<b>Higher (\$)</b>	<b>Higher (%)</b>	
<b><u>Liquidation of Remaining Assets</u></b>						
1 Restricted Cash	\$ -	\$ -	0.0%	\$ -	0.0%	
2 FHA/VA Mortgage Assets	-	-	0.0%	-	0.0%	
3 Non FHA/VA Mortgage Assets	-	-	0.0%	-	0.0%	
4 MSRs and Associated Servicer Advances	-	-	0.0%	-	0.0%	
5 Other Debtors' Assets	-	-	0.0%	-	0.0%	
6 Non-Debtors' Assets	-	-	0.0%	-	0.0%	
7 Other Recoveries	-	-	0.0%	-	0.0%	
8 <b>Total Remaining Assets</b>	<b>\$ -</b>	<b>\$ -</b>		<b>\$ -</b>		
<b><u>Distribution of Values</u></b>						
	<b>Claims</b>		<b>Recovery Ranges</b>			
	<b>Lower (1)</b>	<b>Higher (1)</b>	<b>Lower (\$)</b>	<b>Lower (%)</b>	<b>Higher (\$)</b>	<b>Higher (%)</b>
<b><u>Distributable Value</u></b>						
9 Cash			\$ 0.3		\$ 0.3	
10 Remaining Assets			-		-	
11 AFI Claims Recovery			-		-	
12 <b>Total Distributable Value</b>			<b>\$ 0.3</b>		<b>\$ 0.3</b>	
<b><u>Paydown of Secured Debt</u></b>						
13 Ally Revolver and Ally Line of Credit			\$ -		\$ -	
14 JSN Secured Claims			-		-	
15 <b>Total Paydown</b>			<b>\$ -</b>		<b>\$ -</b>	
<b><u>Admin/Wind-Down Costs</u></b>						
16 Admin/Wind-Down Costs			\$ (0.2)		\$ (0.2)	
<b><u>JSN Deficiency Claim</u></b>						
17 JSN Deficiency Claim	\$ 2,223.0	\$ 2,223.0	\$ 0.1	0.0%	\$ 0.1	0.0%
<b><u>General Unsecured Claims</u></b>						
18 General Unsecured Claims	\$ 33.9	\$ 17.8	\$ 0.0	0.0%	\$ 0.0	0.0%
<b><u>Subordinated Claims</u></b>						
19 Subordinated Claims	\$ -	\$ -	\$ -	0.0%	\$ -	0.0%
			<b>Chapter 7 Liquidation Recovery</b>		<b>Ch. 11 Recovery</b>	
			<b>Low (%)</b>	<b>High (%)</b>	<b>Recovery %</b>	
20 <b>GUC Recovery in Chapter 7 vs. Chapter 11</b>			0.0%	0.0%	9.0%	

(1) For purposes of the Liquidation Analysis, the "Lower" scenario assumes higher claims and thus lower recovery rates for unsecured creditors. Conversely, the "Higher" scenario assumes lower claims and thus higher recovery rates for unsecured creditors.

<b>Residential Funding Mortgage Exchange, LLC</b> <b>Chapter 7 Liquidation Analysis</b> (\$ Millions)
---

	<b>Book Value</b>	<b>Chapter 7 Liquidation Recovery</b>			
		Lower (\$)	Lower (%)	Higher (\$)	Higher (%)
<b><u>Liquidation of Remaining Assets</u></b>					
1 Restricted Cash	\$ -	\$ -	0.0%	\$ -	0.0%
2 FHA/VA Mortgage Assets	-	-	0.0%	-	0.0%
3 Non FHA/VA Mortgage Assets	-	-	0.0%	-	0.0%
4 MSRs and Associated Servicer Advances	-	-	0.0%	-	0.0%
5 Other Debtors' Assets	-	-	0.0%	-	0.0%
6 Non-Debtors' Assets	-	-	0.0%	-	0.0%
7 Other Recoveries	-	-	0.0%	-	0.0%
8 <b>Total Remaining Assets</b>	<b>\$ -</b>	<b>\$ -</b>		<b>\$ -</b>	

	<b>Claims</b>		<b>Recovery Ranges</b>			
	Lower	Higher	Lower (\$)	Lower (%)	Higher (\$)	Higher (%)
<b><u>Distribution of Values</u></b>						
<b><u>Distributable Value</u></b>						
9 Cash			\$ 0.0		\$ 0.0	
10 Remaining Assets			-		-	
11 AFI Claims Recovery			-		-	
12 <b>Total Distributable Value</b>			<b>\$ 0.0</b>		<b>\$ 0.0</b>	

<b><u>Paydown of Secured Debt</u></b>						
13 Ally Revolver and Ally Line of Credit			\$ -		\$ -	
14 JSN Secured Claims			(0.0)		(0.0)	
15 <b>Total Paydown</b>			<b>\$ (0.0)</b>		<b>\$ (0.0)</b>	

<b><u>Admin/Wind-Down Costs</u></b>						
16 Admin/Wind-Down Costs			\$ (0.0)		\$ (0.0)	

<b><u>JSN Deficiency Claim</u></b>						
17 JSN Deficiency Claim	\$ -	\$ -	\$ -	0.0%	\$ -	0.0%

<b><u>General Unsecured Claims</u></b>						
18 General Unsecured Claims	\$ -	\$ -	\$ -	0.0%	\$ -	0.0%

<b><u>Subordinated Claims</u></b>						
19 Subordinated Claims	\$ -	\$ -	\$ -	0.0%	\$ -	0.0%

			<b>Chapter 7 Liquidation Recovery</b>		<b>Ch. 11 Recovery</b>	
			Low (%)	High (%)	Recovery %	
20 <b>GUC Recovery in Chapter 7 vs. Chapter 11</b>			n/a	n/a	9.0%	

<b>DOA Holding Properties, LLC</b> <b>Chapter 7 Liquidation Analysis</b> <b>(\$ Millions)</b>
---

	<b>Book Value</b>	<b>Chapter 7 Liquidation Recovery</b>			
		Lower (\$)	Lower (%)	Higher (\$)	Higher (%)
<b><u>Liquidation of Remaining Assets</u></b>					
1 Restricted Cash	\$ -	\$ -	0.0%	\$ -	0.0%
2 FHA/VA Mortgage Assets	-	-	0.0%	-	0.0%
3 Non FHA/VA Mortgage Assets	-	-	0.0%	-	0.0%
4 MSRs and Associated Servicer Advances	-	-	0.0%	-	0.0%
5 Other Debtors' Assets	-	-	0.0%	-	0.0%
6 Non-Debtors' Assets	-	-	0.0%	-	0.0%
7 Other Recoveries	-	-	0.0%	-	0.0%
8 <b>Total Remaining Assets</b>	<b>\$ -</b>	<b>\$ -</b>		<b>\$ -</b>	

	<b>Claims</b>		<b>Recovery Ranges</b>			
	Lower	Higher	Lower (\$)	Lower (%)	Higher (\$)	Higher (%)
<b><u>Distribution of Values</u></b>						
<b><u>Distributable Value</u></b>						
9 Cash			\$ 0.0		\$ 0.0	
10 Remaining Assets			-		-	
11 AFI Claims Recovery			-		-	
12 <b>Total Distributable Value</b>			<b>\$ 0.0</b>		<b>\$ 0.0</b>	

<b><u>Paydown of Secured Debt</u></b>						
13 Ally Revolver and Ally Line of Credit			\$ -		\$ -	
14 JSN Secured Claims			(0.0)		(0.0)	
15 <b>Total Paydown</b>			<b>\$ (0.0)</b>		<b>\$ (0.0)</b>	

<b><u>Admin/Wind-Down Costs</u></b>						
16 Admin/Wind-Down Costs			\$ (0.0)		\$ (0.0)	

<b><u>JSN Deficiency Claim</u></b>						
17 JSN Deficiency Claim	\$ -	\$ -	\$ -	0.0%	\$ -	0.0%

<b><u>General Unsecured Claims</u></b>						
18 General Unsecured Claims	\$ -	\$ -	\$ -	0.0%	\$ -	0.0%

<b><u>Subordinated Claims</u></b>						
19 Subordinated Claims	\$ -	\$ -	\$ -	0.0%	\$ -	0.0%

			<b>Chapter 7 Liquidation Recovery</b>		<b>Ch. 11 Recovery</b>	
			Low (%)	High (%)	Recovery %	
20 <b>GUC Recovery in Chapter 7 vs. Chapter 11</b>			n/a	n/a	9.0%	

<b>RFC Asset Management, LLC</b> <b>Chapter 7 Liquidation Analysis</b> <b>(\$ Millions)</b>
---

	<b>Book Value</b>	<b>Chapter 7 Liquidation Recovery</b>			
		Lower (\$)	Lower (%)	Higher (\$)	Higher (%)
<b><u>Liquidation of Remaining Assets</u></b>					
1 Restricted Cash	\$ -	\$ -	0.0%	\$ -	0.0%
2 FHA/VA Mortgage Assets	-	-	0.0%	-	0.0%
3 Non FHA/VA Mortgage Assets	-	-	0.0%	-	0.0%
4 MSRs and Associated Servicer Advances	-	-	0.0%	-	0.0%
5 Other Debtors' Assets	-	-	0.0%	-	0.0%
6 Non-Debtors' Assets	-	-	0.0%	-	0.0%
7 Other Recoveries	-	-	0.0%	-	0.0%
8 <b>Total Remaining Assets</b>	<b>\$ -</b>	<b>\$ -</b>		<b>\$ -</b>	

	<b>Claims</b>		<b>Recovery Ranges</b>			
	Lower	Higher	Lower (\$)	Lower (%)	Higher (\$)	Higher (%)
<b><u>Distribution of Values</u></b>						
<b><u>Distributable Value</u></b>						
9 Cash			\$ 0.0		\$ 0.0	
10 Remaining Assets			-		-	
11 AFI Claims Recovery			-		-	
12 <b>Total Distributable Value</b>			<b>\$ 0.0</b>		<b>\$ 0.0</b>	

<b><u>Paydown of Secured Debt</u></b>						
13 Ally Revolver and Ally Line of Credit			\$ -		\$ -	
14 JSN Secured Claims			(0.0)		(0.0)	
15 <b>Total Paydown</b>			<b>\$ (0.0)</b>		<b>\$ (0.0)</b>	

<b><u>Admin/Wind-Down Costs</u></b>						
16 Admin/Wind-Down Costs			\$ (0.0)		\$ (0.0)	

<b><u>JSN Deficiency Claim</u></b>						
17 JSN Deficiency Claim	\$ -	\$ -	\$ -	0.0%	\$ -	0.0%

<b><u>General Unsecured Claims</u></b>						
18 General Unsecured Claims	\$ -	\$ -	\$ -	0.0%	\$ -	0.0%

<b><u>Subordinated Claims</u></b>						
19 Subordinated Claims	\$ -	\$ -	\$ -	0.0%	\$ -	0.0%

			<b>Chapter 7 Liquidation Recovery</b>		<b>Ch. 11 Recovery</b>	
			Low (%)	High (%)	Recovery %	
20 <b>GUC Recovery in Chapter 7 vs. Chapter 11</b>			n/a	n/a	9.0%	

<b>RFC SFJV-2002, LLC</b> <b>Chapter 7 Liquidation Analysis</b> <b>(\$ Millions)</b>
--

	<b>Book Value</b>	<b>Chapter 7 Liquidation Recovery</b>			
		Lower (\$)	Lower (%)	Higher (\$)	Higher (%)
<b><u>Liquidation of Remaining Assets</u></b>					
1 Restricted Cash	\$ -	\$ -	0.0%	\$ -	0.0%
2 FHA/VA Mortgage Assets	-	-	0.0%	-	0.0%
3 Non FHA/VA Mortgage Assets	-	-	0.0%	-	0.0%
4 MSRs and Associated Servicer Advances	-	-	0.0%	-	0.0%
5 Other Debtors' Assets	-	-	0.0%	-	0.0%
6 Non-Debtors' Assets	-	-	0.0%	-	0.0%
7 Other Recoveries	-	-	0.0%	-	0.0%
8 <b>Total Remaining Assets</b>	<b>\$ -</b>	<b>\$ -</b>		<b>\$ -</b>	

	<b>Claims</b>		<b>Recovery Ranges</b>			
	Lower	Higher	Lower (\$)	Lower (%)	Higher (\$)	Higher (%)
<b><u>Distribution of Values</u></b>						
<b><u>Distributable Value</u></b>						
9 Cash			\$ 0.0		\$ 0.0	
10 Remaining Assets			-		-	
11 AFI Claims Recovery			-		-	
12 <b>Total Distributable Value</b>			<b>\$ 0.0</b>		<b>\$ 0.0</b>	

<b><u>Paydown of Secured Debt</u></b>						
13 Ally Revolver and Ally Line of Credit			\$ -		\$ -	
14 JSN Secured Claims			(0.0)		(0.0)	
15 <b>Total Paydown</b>			<b>\$ (0.0)</b>		<b>\$ (0.0)</b>	

<b><u>Admin/Wind-Down Costs</u></b>						
16 Admin/Wind-Down Costs			\$ (0.0)		\$ (0.0)	

<b><u>JSN Deficiency Claim</u></b>						
17 JSN Deficiency Claim	\$ -	\$ -	\$ -	0.0%	\$ -	0.0%

<b><u>General Unsecured Claims</u></b>						
18 General Unsecured Claims	\$ -	\$ -	\$ -	0.0%	\$ -	0.0%

<b><u>Subordinated Claims</u></b>						
19 Subordinated Claims	\$ -	\$ -	\$ -	0.0%	\$ -	0.0%

			<b>Chapter 7 Liquidation Recovery</b>		<b>Ch. 11 Recovery</b>	
			Low (%)	High (%)	Recovery %	
20 <b>GUC Recovery in Chapter 7 vs. Chapter 11</b>			n/a	n/a	9.0%	

<b>RCSFJV2004, LLC</b> <b>Chapter 7 Liquidation Analysis</b> <b>(\$ Millions)</b>
---

	<b>Book Value</b>	<b>Chapter 7 Liquidation Recovery</b>			
		Lower (\$)	Lower (%)	Higher (\$)	Higher (%)
<b><u>Liquidation of Remaining Assets</u></b>					
1 Restricted Cash	\$ -	\$ -	0.0%	\$ -	0.0%
2 FHA/VA Mortgage Assets	-	-	0.0%	-	0.0%
3 Non FHA/VA Mortgage Assets	-	-	0.0%	-	0.0%
4 MSRs and Associated Servicer Advances	-	-	0.0%	-	0.0%
5 Other Debtors' Assets	-	-	0.0%	-	0.0%
6 Non-Debtors' Assets	-	-	0.0%	-	0.0%
7 Other Recoveries	-	-	0.0%	-	0.0%
8 <b>Total Remaining Assets</b>	<b>\$ -</b>	<b>\$ -</b>		<b>\$ -</b>	

	<b>Claims</b>		<b>Recovery Ranges</b>			
	Lower	Higher	Lower (\$)	Lower (%)	Higher (\$)	Higher (%)
<b><u>Distribution of Values</u></b>						
<b><u>Distributable Value</u></b>						
9 Cash			\$ 0.0		\$ 0.0	
10 Remaining Assets			-		-	
11 AFI Claims Recovery			-		-	
12 <b>Total Distributable Value</b>			<b>\$ 0.0</b>		<b>\$ 0.0</b>	

<b><u>Paydown of Secured Debt</u></b>						
13 Ally Revolver and Ally Line of Credit			\$ -		\$ -	
14 JSN Secured Claims			(0.0)		(0.0)	
15 <b>Total Paydown</b>			<b>\$ (0.0)</b>		<b>\$ (0.0)</b>	

<b><u>Admin/Wind-Down Costs</u></b>						
16 Admin/Wind-Down Costs			\$ (0.0)		\$ (0.0)	

<b><u>JSN Deficiency Claim</u></b>						
17 JSN Deficiency Claim	\$ -	\$ -	\$ -	0.0%	\$ -	0.0%

<b><u>General Unsecured Claims</u></b>						
18 General Unsecured Claims	\$ -	\$ -	\$ -	0.0%	\$ -	0.0%

<b><u>Subordinated Claims</u></b>						
19 Subordinated Claims	\$ -	\$ -	\$ -	0.0%	\$ -	0.0%

			<b>Chapter 7 Liquidation Recovery</b>		<b>Ch. 11 Recovery</b>	
			Low (%)	High (%)	Recovery %	
20 <b>GUC Recovery in Chapter 7 vs. Chapter 11</b>			n/a	n/a	9.0%	



<b>Residential Capital, LLC</b> <b>Summary of Unscheduled Entities</b>
---

Entity Name	Total Assets (1)
1 DOA Properties IX (Lots-Other), LLC	\$ -
2 EPRE LLC	-
3 Equity Investments I, LLC	-
4 ETS of Virginia, Inc.	-
5 ETS of Washington, Inc	-
6 GMAC Model Home Finance I, LLC	-
7 GMAC Residential Holding Company, LLC	-
8 GMAC RH Settlement Service, LLC	-
9 GMACM REO LLC	-
10 GMACR Mortgage Products, LLC	-
11 GMAC-RFC Holding Company, LLC	-
12 HFN REO Sub II, LLC	-
13 Home Connects Lending Services, LLC	-
14 Homecomings Financial Real Estate Holdings, LLC	-
15 Ladue Associates, Inc.	-
16 PATI A, LLC	-
17 PATI B, LLC	-
18 PATI Real Estate Holdings, LLC	-
19 RAHI A, LLC	-
20 RAHI B, LLC	-
21 RAHI Real Estate Holdings, LLC	-
22 Residential Accredited Loans, Inc.	-
23 Residential Asset Mortgage Products, Inc.	-
24 Residential Asset Securities Corporation	-
25 Residential Consumer Services of Alabama, LLC	-
26 Residential Consumer Services of Ohio, LLC	-
27 Residential Consumer Services of Texas, LLC	-
28 Residential Funding Mortgage Securities I, Inc.	-
29 Residential Funding Mortgage Securities II, Inc.	-
30 Residential Funding Real Estate Holdings, LLC	-
31 Residential Mortgage Real Estate Holdings, LLC	-
32 RFC – GSAP Servicer Advance, LLC	-
33 RFC Construction Funding, LLC	-
34 RFC REO LLC	-
<b>Total Assets</b>	<b>\$ -</b>

(1) Total assets exclude certain non-economic assets recognized by the Company in accordance with generally accepted accounting principles, investment in subsidiaries and intercompany balances.

**Exhibit 9**

**RMBS Trusts: Methodology For Calculation Of Recognized Claims**

**1. CALCULATION OF RECOGNIZED RMBS R+W CLAIMS**

**Step 1: Calculate Total Collateral Losses**

The calculation of each trust's<sup>1</sup> Recognized R+W Claim begins with estimating each trust's Total Collateral Losses, which is the sum of the trust's (i) Realized Collateral Losses and (ii) Projected Collateral Losses. Realized Collateral Losses were obtained from the Debtors' VISION platform for Debtor-sponsored RMBS Trusts, and through databases from Intex and Bloomberg for non-Debtor-sponsored RMBS Trusts. Projected Collateral Losses were estimated by Duff & Phelps ("**Duff**")—the RMBS Trustees' expert—using a proprietary loss model.

**Step 2: Calculate Net Total Collateral Losses after PMI**

Net Total Collateral Losses of a trust is the sum of the trust's (i) Realized Collateral Losses and (ii) Projected Collateral Losses, less (iii) any Insurance Benefit. Insurance Benefit is calculated for any trust that has a monoline insurance policy, as the sum of (i) any Net Unreimbursed Insurance Payments, (ii) and Accrued & Unpaid losses, and (iii) any and all estimated future policy payments. For any monoline insurer that, as of the Effective Date, has not made all outstanding policy payments to the insured trust, the Insurance Benefit is reduced to take into account the partial payments. These Insurers are Ambac and FGIC.

For Ambac Duff estimates a partial payment benefit of 92.5%, because, under Ambac current rehabilitation plan, Ambac is required to make 25% of policy payments in cash and pay the remaining 75% of the policy payment in the form of a surplus note. The surplus note is currently quoted at approximately 90 cents on the dollar. Thus, the weighted average of  $100\% * 25$  in cash +  $75\% * 90 = 92.5\%$ .<sup>2</sup>

For FGIC, Duff calculates the Insurance Benefit as the sum of FGIC's Net Unreimbursed payments plus the trust's allocable portion of the Commutation Payment, on the assumption that the FGIC Settlement Agreement will be approved, as is contemplated by the Plan. Any Pool Mortgage Insurance ("**PMI**") benefit is calculated per the terms of the pool policy and already reflected in the Total Collateral Losses.

---

<sup>11</sup> To the extent that the collateral in any RMBS Trust is divided by the governing agreements into Loan Groups each Loan Group shall be deemed to be separate trusts for purposes of the methodology set forth herein, and the Claim of any such RMBS Trust shall be the sum of the claim of all of its constituent Loan Groups. Duff utilized Intex (a third party RMBS cash flow data source) for Loan Group classifications. Accordingly, in this Exhibit, the terms "trust" or "RMBS trust" refers to an RMBS Trust or Loan Group in such RMBS Trust, as applicable.

<sup>2</sup> The 92.5% estimate is Duff's estimate alone. Ambac played no part in the formulation of the estimate, and Ambac has not expressed a view on this issue to Duff, the Debtors, the Creditors' Committee, or any other party.

### **Step 3: Calculate Debtor's Attributable Portion of Net Collateral Losses**

The Net Total Collateral Loss for each trust is then multiplied by the percentage of a trust's loans sold into that trust by a Debtor (the "**Seller Percentage**"). This result is the Debtor's Attributable Portion of Net Collateral Losses.

For (i) Original Settling RMBS Trusts and (ii) Debtor sponsored Additional Settling RMBS Trusts, the Debtor's Seller Percentage is assumed to be 100%.

For third party sponsored Additional Settling RMBS Trusts, the Seller Percentage is obtained, in the first instance, from the trust's Prospectus. Where the Seller Percentage is not available from a trust's prospectus, the Seller Percentage is obtained from a third-party data source (*e.g.*, Intex). If the Seller Percentage is neither available from the trust's prospectus, nor from a third party data source, the percentage of loans serviced by a Debtor entity (the "**Servicer Percentage**") is employed as a proxy for the Seller Percentage. The Servicer Percentage is capped at 100% less the sum of the non-Debtor entity Seller Percentage(s) listed in the trust's prospectus, provided, however, that if neither the Seller Percentage nor Servicer Percentage is available, then the Seller Percentage is set at 5% for vintages 2006 and later, and at 9% for vintages prior to 2006. Further, if the Debtor entity associated with the assumed Seller Percentage cannot be identified, the assumed Seller Percentage is divided evenly between RFC and GMACM.

### **Step 4: Calculate Recognized RMBS R&W Claim**

Each trust's Recognized R&W Claim is equal to the Claim, unless the trust is an Insured RMBS Trust that has made policy claims against its monoline insurer and as of the Effective Date has received full payment of such claims, in which case the Recognized Claim of such Insured RMBS Trust will set to zero, unless (a) such Insured RMBS Trust is one for which the sum of the net unreimbursed insurance payments, the accrued and unpaid losses, and projected future policy payments is zero or close to zero, (b) such Insured RMBS Trust contains one or more unwrapped tranches of securities that rank senior or equal in priority to tranches insured by a Monoline, in which case the portion of such Insured RMBS Trust's Claims allocable to such unwrapped tranches shall not be set to zero and any distribution on such unwrapped tranches shall be allocable only to such unwrapped tranches, or (c) the RMBS Trustees, with the advice of Duff, reasonably determine that, based on a particular Insured RMBS Trust's structure it would be unfair or inequitable to set the Recognized Claim to zero (each of (a), (b) or (c), an "**Insured Exception**"), in each case as determined by Duff.

## **2. CALCULATION OF SERVICING CURE CLAIM AND SERVICING DAMAGE CLAIM**

Each trust's Servicing Damage Claim is equal to the total servicing claim amount (*i.e.*, \$96 million) multiplied by that trust's Servicing Claim Share.

Each trust's Servicing Claim Share is equal to: the product of that trust's Estimated Servicing Losses divided by the sum of each and every trust's Estimated Servicing Losses, as determined by Duff.

Estimated Servicing Losses are related to 1) misapplied and miscalculated payments, 2) wrongful foreclosure and improper loss mitigation practices, and 3) extended foreclosure timing issues caused by improper affidavits, documentation and collection practices. Information employed to calculate Estimated Servicing Losses was obtained from a review of 146 non-Debtor servicing related litigations and approximately 1,500 Debtor servicing litigations, a review of complaints filed with the Debtor on Debtor-serviced loans, and a review of a sample of Debtor-serviced loans.

Each trust's Estimated Servicing Losses is adjusted by the Servicer Percentage to reflect liability only for those loans serviced by Debtor entities. The Servicer Percentage is obtained from the applicable governing documents, the RMBS Trusts' prospectus where such information in the prospectus, and, if not available, from third-party sources (*e.g.*, Intex). In those cases where the Servicer Percentage was unavailable from the governing documents, the prospectus or other third-party sources, the Servicer Percentage was assumed to be the trust shelf's average Servicer Percentage. If it is not possible to calculate a shelf average, the Servicer Percentage is assumed to be the Stratum average. For some RMBS Trusts, Duff determined that GMACM serviced 100% of the loans; for others, Duff determined that RFC serviced 100% of the loans; and for the rest, Duff determined that both GMACM and RFC serviced a portion of the loans, and the claims are listed against GMACM or RFC or both in accordance with those determinations.

The Servicing Damages Claims of the trusts are divided into two groups: If the Servicing Agreement of a trust was assumed by the applicable Debtor by July 1, 2013, the Servicing Damage Claim is a cure claim; if it was not assumed by that date, the Servicing Damage Claim is an unsecured claim. Since a Servicing Agreement that had not been assumed by July 1, 2013 may be assumed as late as the Effective Date, the two groups may have to be updated after the filing of the Plan, which will impact many of the calculations contained in the RMBS Trust Claim Schedules.

Each trust's Recognized Cure Claim is equal to the Servicing Damage Claim, unless the trust is an Insured RMBS Trust that has made policy claims against its monoline insurer and as of the Effective Date has received full payment of such claims, in which case the Recognized Claim of such Insured RMBS Trust will set to zero unless one of Insured Exceptions applies, in each case as determined by Duff.

**Exhibit 10**

## **EXHIBIT 10**

### **JSN's Position on Examiner's Report and Ally's Response**

The Junior Secured Noteholders contend that the Examiner's Report concluded that the claims against Ally held by the Debtors had an aggregate value in excess of \$5.5 billion, including (a) approximately \$3.1 billion of Debtor claims which the Examiner concluded were likely or more likely than not to succeed and (b) another \$2.4 billion of Debtor claims as to which the Examiner concluded were more likely than not to fail.<sup>1</sup> Given the supposed magnitude of these claims, the Junior Secured Noteholders question whether \$2.1 billion is sufficient consideration to justify the Debtor Releases.

The Junior Secured Noteholders also observe that one of the principal claims the Examiner identified as one as to which the Debtors would be more likely than not to prevail is claim for reimbursement under a Tax Allocation Agreement.<sup>2</sup> As set forth in the Examiner's Report, the Debtors are parties to a Tax Allocation Agreement with Ally. According to the Junior Secured Noteholders if the Ally Contribution is made and the *status quo* is otherwise maintained, Ally would obtain more than \$2.2 billion in tax benefits over time, to the extent Ally generates sufficient taxable income to utilize the Debtors' tax losses, as illustrated in the chart below.<sup>3</sup>

---

<sup>1</sup> See Examiner's Report at I-29-I-33.

<sup>2</sup> Examiner's Report at I-13, I-30, VII.K-31. The Examiner has calculated the amount of the benefit to be \$1.77 billion at the time that Ally was proposing to contribute \$750 million to the settlement. See Examiner's Report at VII.K-31. Also these estimated amounts do not take into consideration the likely state tax benefit that would increase the amounts owing to the Debtors under the Tax Allocation Agreement.

<sup>3</sup> Id. at VII.K-31.

	Examiner Report	Adjustment for Higher AFI Contribution	New POR
<b><u>Expected amount of cancellation of debt income (in millions)</u></b>			
ResCap tax liabilities	10,154		10,154
Less: Creditors' expected recovery	(6,233)	(1,350)	(7,583)
<b>Cancellation of Debt Income</b>	<b>3,921</b>	<b>(1,350)</b>	<b>2,571</b>
<b><u>Amount of built-in losses expected to be realized by ResCap during the Chapter 11 Cases (in millions)</u></b>			
Creditors' expected Recovery	6,233	1,350	7,583
Less assumed contribution by AFI to creditors' recovery	(750)	(1,350)	(2,100)
Less tax basis in ResCap assets	(11,387)		(11,387)
<b>Built-in losses Expected to be Realized by ResCap</b>	<b>(5,904)</b>	<b>0</b>	<b>(5,904)</b>
<b><u>Amount of ResCap tax benefits available for AFI's use (in millions)</u></b>			
ResCap NOLs generated (11/2/2009-12/31/2012)	1,444		1,444
ResCap capital losses generated (11/2/2009-12/31/2012)	1,629		1,629
ResCap losses to be realized during Chapter 11 cases	5,904		5,904
Less: Expected amount of cancellation of debt income	(3,921)	1,350	(2,571)
<b>Tax Benefits to AFI</b>	<b>5,056</b>	<b>1,350</b>	<b>6,406</b>
Federal income tax rate	35.0%	35.0%	35.0%
<b>Value of Tax Benefits to AFI</b>	<b>1,770</b>	<b>473</b>	<b>2,242</b>

Based on their analysis above, the Junior Secured Noteholders assert there is no net cost to Ally of making the Ally Contribution, only a net benefit of \$300 million. In sum, the Junior Secured Noteholders argue that if the Tax Allocation Agreement is enforced as the Examiner suggested it should be, Ally is securing the release for no consideration (assuming that Ally can fully utilize the Debtors' tax losses).



The Junior Secured Noteholders further contend that even assuming that the Court were to determine that the Ally Contribution was sufficient to justify the Debtor Releases, there is a serious question as to whether the remainder of such contribution is “substantial” enough to justify the Third-Party Releases under Deutsche Bank AG v. Metromedia Fiber Network, Inc. (In re Metromedia Fiber Network, Inc.), 416 F.3d 136, 143 (2d Cir. 2005), the controlling precedent on third-party releases in the Second Circuit.

The Plan Proponents do not believe it is appropriate, or possible, to attempt to “allocate” any part of the \$2.1 billion Ally Contribution to the Third-Party Releases. The Junior Secured Noteholders contend, however, that a material portion of the \$2.1 billion contribution must be attributed to the Third-Party Releases. After factoring in such amount, the Junior Secured Noteholders assert significantly less than \$2.1 billion is available to justify the Debtor Releases, calling into question whether Ally is contributing enough to obtain the benefit of either of these releases.

---

The Plan Proponents do not agree with the JSNs’ view of the Examiner’s Report. As set forth in detail in the Disclosure Statement, the Examiner’s Report emphatically supports—and in no way undermines—the reasonableness of the Ally Contribution and the Global Settlement here. Indeed, the JSNs’ characterization of the findings and conclusions in the Examiner’s Report are flatly misleading and inaccurate. For example, the JSNs’ assert that “[t]he Examiner’s Report concluded that the claims against Ally held by the Debtors had an aggregate value in excess of \$5.5 billion.” *Objection of Ad Hoc Group of Junior Secured Noteholders to Plan Proponents’ Motion for an Order, Inter Alia, Approving the Disclosure Statement and Establishing Procedures for Solicitation And Tabulation of Votes to Accept or Reject the Plan Proponents’ Joint Chapter 11 Plan* [Docket No. 4590] (the “JSN Objection”) at 19. But of that amount, the Examiner’s Report found that \$2.4 billion related to claims that were more likely than not to fail.

In addition to the above, in response to the JSNs assertions Ally separately notes that the JSNs also wholly fail to acknowledge that the Examiner’s Report concluded the primary claims against Ally were likely to fail. While the Examiner’s Report did identify certain claims against Ally that it concluded are more likely than not to prevail, Ally asserts, that all of those claims involve close questions of fact and law and are subject to strong defenses. In particular, the Examiner’s Report identified up to \$1.31 billion in damages with respect to claims on which it concluded that the Debtors’ Estates are likely to prevail. Ally asserts that those claims are subject to substantial defenses, as to both liability and damages. For example, one of those claims—accounting for \$566 million in potential damages—relates to the Debtors’ prepetition repayments to AFI on a line of credit extended from Ally to the Debtors. The Examiner’s Report found that such payments may be potential violations of the Minnesota Insider Preference statute, but Ally believes that it has strong defenses to those claims, including that the repayments were made in the ordinary course of business and that the claims are preempted by Section 546(e) of the Bankruptcy Code. Another of those claims relates to the allocation of revenue regarding certain mortgage loans, and accounts for \$520 million in potential damages—but those claims, too, in Ally’s view are subject to numerous contractual defenses on the law and the facts.

The Examiner's Report also identified up to \$1.78 billion in potential damages with respect to claims that it conceded are close questions, but concluded that the Debtors' Estates are more likely than not to prevail. The bulk of those potential damages—\$1.77 billion—relate to a tax allocation agreement between Ally and the Debtors. The JSNs spend substantial time discussing that alleged claim, and they recalculate the potential damages to be \$2.2 billion.

Ally believes that the JSNs' argument—and their calculation of potential damages—is flawed as a matter of fact and irrelevant as a matter of law. According to Ally, as a matter of fact, the JSNs' assertion rests on a flawed premise—that the estates would “prevail [on] a claim for reimbursement under a Tax Allocation Agreement.” JSN Objection at 19. Rather, Ally believes that to succeed on such a claim, a claimant must—but cannot—clear two separate hurdles. First, a claimant must successfully avoid the operative Tax Allocation Agreement between the parties—an agreement that does not call for Ally to “reimburse” ResCap for Ally's use of ResCap's losses for tax purposes. Ally believes that such an effort would fail for numerous reasons, including that the agreement employs the approach preferred by auditors, including Deloitte, and federal regulators, including the SEC and the Department of the Treasury; it uses the approach required by GAAP accounting in the absence of a tax allocation agreement between parties; ResCap received reasonably equivalent value in executing the Tax Allocation Agreement, particularly as compared to the previous operative tax agreement, executed in 2006; both sides received good and sufficient consideration; and ResCap's board independently evaluated and approved the Tax Allocation Agreement.

Second, Ally asserts that even assuming a claimant could avoid the operative Tax Allocation Agreement, it must then establish that a previous draft of the Tax Allocation Agreement—which ResCap did not sign—is a valid and enforceable contract, which is a difficult burden for a claimant to carry, as the Examiner's Report acknowledges in concluding that the issue is “a close question.” See Examiner's Report at I-14. Indeed, Ally believes that such a claim would fail because the parties did not intend to be bound by the draft agreement until it was fully executed by both sides, which never happened for legitimate business reasons, including that Ally's board had not approved the agreement or authorized Ally's management to execute it and that it would have led to an unprecedented windfall for ResCap. Thus, Ally concludes that because the parties never signed the draft agreement, and never intended to be bound by it, a claim to establish its enforceability would fail under established Michigan law that the Examiner did not even address. See *Wiegand v. Tringali*, 177 N.W. 2d 435, 437 (Mich. Ct. App. 1970) (“In cases where a writing which purports to evidence a contract between several named persons has been signed by less than all those named, it is often found that the signers did not intend to become contractually bound until all the apparent parties sign and deliver the writing.”).

Even if a claimant could clear both hurdles—which it cannot—Ally believes that there is no “net benefit” or “windfall” to Ally, as the JSNs allege. JSN Objection at 19-20. According to Ally, any “tax benefits” that flow to Ally are entirely unrelated to the Global Settlement and the proposed releases because ResCap, like other Ally subsidiaries, is a disregarded entity for tax purposes. As a result, any income or losses that ResCap generates are income or losses of Ally. Ally points out that because it must report that income and loss on its tax filings, and Ally is required to pay any associated tax, any “tax benefits” to Ally from ResCap's losses are Ally's to

begin with—and are the result of ResCap’s status as a disregarded entity for tax purposes, not the result of any settlement with the Debtors’ Estates or the Plan’s proposed releases.

Moreover, Ally believes that the JSNs’ projection of “\$2.2 billion in tax benefits for Ally”—insinuating, without stating, that those are the alleged damages to ResCap—is fundamentally flawed and, in all events, is overstated. JSN Objection at 19. Specifically, Ally observes as follows:

1. The JSNs’ projection assumes that Ally will immediately use all of the available ResCap losses to reduce Ally’s taxable income, but that has not happened and will not happen by confirmation. In fact, there is no certainty that Ally would ever use all of the available ResCap losses, much less when it would do so—making any alleged “damage” to ResCap purely speculative.
2. The JSNs’ projected \$2.2 billion in potential damages to ResCap under the draft tax allocation agreement is premised on a circular and non-sensical application of the Ally settlement contribution to the calculation of Ally’s “tax benefits.” Under the JSNs’ calculation, as Ally contributes more and more funds to the estates in a settlement (including to resolve any claim on account of the draft tax allocation agreement), the amount of ResCap’s cancellation of debt income decreases and thus its net available losses increases—and as a result, the potential tax benefits to Ally, and the damages for that alleged tax claim, increases. That fact is made clear from the face of the JSNs’ Exhibit D: when Ally’s proposed contribution was \$750 million, the Exhibit reflects potential tax benefits to Ally of \$1.77 billion; when Ally’s proposed contribution is increased to \$2.2 billion, the Exhibit reflects potential tax benefits to Ally of \$2.24 billion. *See* JSN Objection, Exhibit D at 2. In other words, under the JSNs’ theory, for each additional dollar that Ally contributes to the estate in a settlement, it owes the estate an additional 35 cents (assuming a 35% tax rate) in alleged damages on a claim pursuant to the unsigned and superseded draft tax allocation agreement. It cannot be that the more money Ally contributes to the estates in a settlement, the more it would owe the estates on an alleged tax reimbursement claim.

Finally, with respect to the proposed third party releases, the JSNs’ argument—that if the settlement and releases are approved, Ally would receive “a windfall” based on the Examiner’s Report’s conclusions regarding the draft Tax Allocation Agreement—is irrelevant as a matter of law. In evaluating whether third-party releases are appropriate, courts in the Second Circuit do not consider ancillary, hypothetical benefits that may result to the non-debtor recipient of the releases—such as any potential tax benefits to Ally. Indeed, the JSNs do not point to a single case in this Circuit in which the court weighed the value of the consideration given against the value of any ancillary benefits to the non-debtor. Nor can they, because that is not the law for determining the appropriateness of third-party releases.

**Exhibit 11**

**Professional Claims**

The Plan provides that the Liquidating Trust will fund a Professional Fee Escrow Account with Cash equal to the Professional Fee Reserve Amount solely to pay all Allowed Professional Claims, which includes both fees and expenses incurred during the Chapter 11 Cases. Such Allowed Professional Claims may include Claims of the following retained Professionals, to the extent such parties have not been paid their Allowed Professional Claims in full prior to the Effective Date:

<b>APPLICANT</b>	<b>AUTHORITY PURSUANT TO WHICH PROFESSIONAL SEEKS PAYMENT OF FEES AND EXPENSES</b>
<b>DEBTORS' PROFESSIONALS</b>	
Bradley Arant Boult Cummings LLC	Professional submits monthly and interim fee applications for payment of fees and expenses subject to Court approval pursuant to 11 U.S.C. § 330.
Carpenter Lipps & Leland LLP	Professional submits monthly and interim fee applications for payment of fees and expenses subject to Court approval pursuant to 11 U.S.C. § 330.
Centerview Partners LLC	Professional submits monthly and interim fee applications for payment of fees and expenses subject to Court approval pursuant to 11 U.S.C. § 330. In addition, the In-Court Transaction Fee, to be payable in full on the Effective Date, shall be subject to section 330 of the Bankruptcy Code and Court approval.
Curtis, Mallet-Prevost, Colt & Mosle LLP	Professional submits monthly and interim fee applications for payment of fees and expenses subject to Court approval pursuant to 11 U.S.C. § 330.
Deloitte & Touche LLP	Professional submits monthly and interim fee applications for payment of fees and expenses subject to Court approval pursuant to 11 U.S.C. § 330.
Dorsey & Whitney LLP	Professional submits monthly and interim fee applications for payment of fees and expenses subject to Court approval pursuant to 11 U.S.C. § 330.
Ernst & Young LLP	Professional submits monthly and interim fee applications for payment of fees and expenses subject to Court approval pursuant to 11 U.S.C. § 330.
Fortace LLC	Professional submits monthly and interim fee applications for payment of fees and expenses subject to Court approval pursuant to 11 U.S.C. § 330.
FTI Consulting, Inc.	Professional submits monthly and interim fee applications for payment of fees and expenses subject to Court approval pursuant to 11 U.S.C. § 330.

<b>APPLICANT</b>	<b>AUTHORITY PURSUANT TO WHICH PROFESSIONAL SEEKS PAYMENT OF FEES AND EXPENSES</b>
Hudson Cook, LLP	Professional submits monthly and interim fee applications for payment of fees and expenses subject to Court approval pursuant to 11 U.S.C. § 330.
KPMG LLP	Professional submits monthly and interim fee applications for payment of fees and expenses subject to Court approval pursuant to 11 U.S.C. § 330.
Kurtzman Carson Consultants LLC	Professional submits monthly and interim fee applications for payment of fees and expenses subject to Court approval pursuant to 11 U.S.C. § 330.
Leonard	Professional submits monthly and interim fee applications for payment of fees and expenses subject to Court approval pursuant to 11 U.S.C. § 330.
Locke Lord LLP	Professional submits monthly and interim fee applications for payment of fees and expenses subject to Court approval pursuant to 11 U.S.C. § 330.
Mercer (US) Inc.	Professional submits monthly and interim fee applications for payment of fees and expenses subject to Court approval pursuant to 11 U.S.C. § 330.
Morrison Cohen LLP	Professional submits monthly and interim fee applications for payment of fees and expenses subject to Court approval pursuant to 11 U.S.C. § 330.
Morrison & Foerster LLP	Professional submits monthly and interim fee applications for payment of fees and expenses subject to Court approval pursuant to 11 U.S.C. § 330.
Orrick, Herrington & Sutcliffe LLP	Professional submits monthly and interim fee applications for payment of fees and expenses subject to Court approval pursuant to 11 U.S.C. § 330.
Pepper Hamilton LLP	Professional submits monthly and interim fee applications for payment of fees and expenses subject to Court approval pursuant to 11 U.S.C. § 330.
Perkins Coie LLP	Professional submits monthly and interim fee applications for payment of fees and expenses subject to Court approval pursuant to 11 U.S.C. § 330.
PricewaterhouseCoopers, LLP	Professional submits monthly and interim fee applications for payment of fees and expenses subject to Court approval pursuant to 11 U.S.C. § 330.
Rubenstein Associates, Inc.	Professional submits monthly and interim fee applications for payment of fees and expenses subject to Court approval pursuant to 11 U.S.C. § 330.

APPLICANT	AUTHORITY PURSUANT TO WHICH PROFESSIONAL SEEKS PAYMENT OF FEES AND EXPENSES
Severson & Werson P.C.	Professional submits monthly and interim fee applications for payment of fees and expenses subject to Court approval pursuant to 11 U.S.C. § 330.
Towers Watson Delaware Inc.	Professional submits monthly and interim fee applications for payment of fees and expenses subject to Court approval pursuant to 11 U.S.C. § 330.
Ordinary Course Professionals (collectively, “OCPs”) [Docket Nos. 799, 1533]	Paid by the Debtors in accordance with OCP Order [Docket Nos. 799, 2857]. Debtors disclose payments to OCPs in each filed monthly operating report.
<b>CREDITORS’ COMMITTEE’S PROFESSIONALS<sup>1</sup></b>	
AlixPartners, LLP	Professional submits monthly and interim fee applications for payment of fees and expenses subject to Court approval pursuant to 11 U.S.C. § 330.
Analytic Focus, LLC	Professional submits monthly and interim fee applications for payment of fees and expenses subject to Court approval pursuant to 11 U.S.C. § 330.
Coherent Economics, LLC	Professional submits monthly and interim fee applications for payment of fees and expenses subject to Court approval pursuant to 11 U.S.C. § 330.
Epiq Bankruptcy Solutions, LLC	Professional submits monthly and interim fee applications for payment of fees and expenses subject to Court approval pursuant to 11 U.S.C. § 330.
J.F. Morrow	Professional submits monthly and interim fee applications for payment of fees and expenses subject to Court approval pursuant to 11 U.S.C. § 330.
Kramer Levin Naftalis & Frankel LLP	Professional submits monthly and interim fee applications for payment of fees and expenses subject to Court approval pursuant to 11 U.S.C. § 330.
Moelis & Company LLC	Professional submits monthly and interim fee applications for payment of fees and expenses subject to Court approval pursuant to 11 U.S.C. § 330. In addition, the Restructuring Fee, to be payable in full on the Effective Date, shall be subject to section 330 of the Bankruptcy Code and Court approval.
Pachulski Stang Ziehl & Jones LLP	Professional submits monthly and interim fee applications for payment of fees and expenses subject to Court approval pursuant to 11 U.S.C. § 330.

<sup>1</sup> Professionals retained by individual members of the Creditors’ Committee are not being paid under the Plan.

<b>APPLICANT</b>	<b>AUTHORITY PURSUANT TO WHICH PROFESSIONAL SEEKS PAYMENT OF FEES AND EXPENSES</b>
San Marino Business Partners LLC	Professional submits monthly and interim fee applications for payment of fees and expenses subject to Court approval pursuant to 11 U.S.C. § 330.
SilvermanAcampora LLP	Professional submits monthly and interim fee applications for payment of fees and expenses subject to Court approval pursuant to 11 U.S.C. § 330.
Wilmer Cutler Pickering Hale and Dorr LLP	Professional submits monthly and interim fee applications for payment of fees and expenses subject to Court approval pursuant to 11 U.S.C. § 330.
<b>EXAMINER'S PROFESSIONALS</b>	
Arthur J. Gonzalez, Examiner	Examiner submits interim fee applications for payment of fees and expenses subject to Court approval pursuant to 11 U.S.C. § 330.
Chadbourne & Parke LLP	Professional submits monthly and interim fee applications for payment of fees and expenses subject to Court approval pursuant to 11 U.S.C. § 330.
Leonard, Street and Deinard Professional Association	Professional submits monthly and interim fee applications for payment of fees and expenses subject to Court approval pursuant to 11 U.S.C. § 330.
Mesirow Financial Consulting, LLC	Professional submits monthly and interim fee applications for payment of fees and expenses subject to Court approval pursuant to 11 U.S.C. § 330.
Wolf Halderstein Adler Freeman & Herz LLP	Professional submits monthly and interim fee applications for payment of fees and expenses subject to Court approval pursuant to 11 U.S.C. § 330.

Other pre- and post-petition fees and expenses sought by other parties and their respective professionals in connection with these Chapter 11 Cases shall not be funded by the Estates as part of the Professional Fee Escrow Account. These parties and their respective professionals are not required to submit monthly and interim fee applications for which Bankruptcy Court approval will be sought pursuant to section 330 of the Bankruptcy Code, or file applications for the payment of fees and actual and necessary expenses pursuant to section 503(b)(3) of the Bankruptcy Code.<sup>2</sup> As an initial matter, section 503(b) of the Bankruptcy Code

<sup>2</sup> On the Effective Date, or as soon as practicable thereafter, the Private Securities Claims Trustee and Borrower Claims Trustee shall seek reasonable fees and actual and necessary expenses in connection with the administration of the Private Securities Claims Trust and Borrower Claims Trust, respectively. The Private Securities Claims Trustee and Borrower Claims Trustee will also seek the payment of reasonable fees and actual and necessary expenses for retained professionals on terms not subject to Bankruptcy Court approval but as provided for in the Private Securities Claims Trust Agreement and the Borrower Claims Trust Agreement. Such agreements will be filed as part of the Plan Supplement, and the Plan Proponents will seek approval of such documents in connection with confirmation of the Plan.



is inapplicable to these payments, as the Plan Proponents are not seeking to pay or allow them as expenses of the administration of these Chapter 11 Cases to be paid by the Estates.

The basis for the payment of such fees and expenses is grounded in either: (i) the global settlement set forth in the Plan Support Agreement, and embodied in the Plan, whereby fees and expenses shall be paid directly out of the distributions and/or settlement amounts allocated for certain claimants, and shall have no impact on any other party entitled to a distribution under the Plan;<sup>3</sup> (ii) right of payment pursuant to charging and other statutory liens; or (iii) the Bankruptcy Court's orders authorizing the Debtors to pay certain securitization trustee fees and expenses [Docket Nos. 774, 2246].

Thus, the following parties do not intend to submit fee applications for the payment of fees and actual and necessary expenses for which Court approval will be sought:

<b>APPLICANT</b>		<b>AUTHORITY PURSUANT TO WHICH PROFESSIONAL SEEKS PAYMENT OF FEES AND EXPENSES</b>
<b>INSTITUTIONAL INVESTORS</b>		
Gibbs & Bruns LLP	Counsel to Steering Committee Consenting Claimants	Professional shall receive a portion of the Allowed Fee Claim, whereby the Allowed Fee Claim equals 5.7% of the Allowed RMBS Trust Claims, <sup>4</sup> to be directly paid, in the form of Units, to the Institutional Investors' professionals on the Effective Date, or as soon as practicable thereafter, prior to the distribution of funds into the RMBS Claims Trust under the Plan from which Allowed RMBS Trust Claims will be paid.
Ropes & Gray LLP	Counsel to Steering Committee Consenting Claimants	See above.
Talcott Franklin, P.C.	Counsel to Talcott Franklin Consenting Claimants	See above.

<sup>3</sup> The Debtors have entered into settlements with certain claimants, such as the NJ Carpenters Settlement and Kessler Settlement Agreement, whereby the fees and expenses of certain professionals will be paid out of reserved amounts to be distributed as recoveries to such claimants. Accordingly, the Estates will not be liable for any additional professionals' fees and expenses outside the distributions made to such claimants pursuant to the Plan.

<sup>4</sup> The stipulated amounts of the Allowed Fee Claim to be received by each of the Institutional Investors' professionals shall be disclosed and filed as part of the Plan Supplement.

<b>APPLICANT</b>		<b>AUTHORITY PURSUANT TO WHICH PROFESSIONAL SEEKS PAYMENT OF FEES AND EXPENSES</b>
Carter Ledyard & Milburn LLP	Counsel to Talcott Franklin Consenting Claimants	See above.
Miller Johnson	Advisor to Consenting Claimants	See above.
<b>WILMINGTON TRUST, N.A., AS SENIOR UNSECURED NOTES INDENTURE TRUSTEE</b>		
Wilmington Trust, N.A.	Indenture Trustee	To be paid from the distributions to Senior Unsecured Noteholders pursuant to the Senior Unsecured Notes Indenture Trustee Charging Lien granted under the Senior Secured Notes Indenture, <sup>5</sup> whereby Wilmington Trust, as Indenture Trustee, shall receive payment of its own fees and expenses as well as payment for accrued fees and expenses of its professionals.
Seward & Kissel LLP	Counsel to Wilmington Trust	See above.
Loeb & Loeb LLP	Counsel to Wilmington Trust	See above.
Cleary Gottlieb Steen & Hamilton, LLP	Counsel to Wilmington Trust	See above.
Alvarez & Marsal, NA, LLC	Financial Advisor to Wilmington Trust	See above.

<sup>5</sup> In accordance with the Senior Unsecured Notes Indenture, including Section 6.03 and 7.06 thereof, all monies collected by Wilmington Trust on account of the Senior Unsecured Notes Claims for distribution must first be applied to the payment of the Senior Unsecured Notes Indenture Trustee Fee Claim and remain subject to the Senior Notes Indenture Trustee Charging Lien before such funds may be distributed to the Senior Unsecured Noteholders.

<b>APPLICANT</b>		<b>AUTHORITY PURSUANT TO WHICH PROFESSIONAL SEEKS PAYMENT OF FEES AND EXPENSES</b>
<b>UMB BANK, N.A., AS JUNIOR SECURED NOTES INDENTURE TRUSTEE</b>		
UMB Bank, N.A.	Successor Indenture Trustee	To be paid pursuant to the Junior Secured Notes Indenture Trustee Charging Lien, whereby UMB Bank, as successor Indenture Trustee, shall receive payment of its own fees and expenses, as well as payment for accrued fees and expenses of its attorneys and agents.
Kelley Drye & Warren LLP	Counsel to UMB Bank	See above.
<b>WELLS FARGO, N.A., AS JUNIOR SECURED NOTES COLLATERAL AGENT</b>		
Wells Fargo, N.A.	Collateral Agent and Collateral Control Agent	To be paid pursuant to the Junior Secured Notes Indenture Trustee Charging Lien, whereby Wells Fargo, as Collateral Agent, shall receive payment of its own fees and expenses incurred under the Junior Secured Notes Security Agreement, as well as payment for accrued fees and expenses of its attorneys and agents.
Reed Smith LLP	Counsel to Wells Fargo	See above.
<b>RMBS TRUSTEES; HSBC BANK, N.A. AS A TRUSTEE</b>		
U.S. Bank National Association	Trustee	RMBS Trustee fees and attorneys' fees and costs to be paid in full in Cash pursuant to Bankruptcy Court Orders [Docket Nos. 774, 2246]. <sup>6</sup> Post-Effective Date, may seek reasonable fees and expenses pursuant to applicable pooling and servicing agreements.
Seward & Kissel LLP	Counsel to U.S. Bank	See above.

<sup>6</sup> The orders referenced are the *Final Supplemental Order (I) Authorizing the Debtors to Continue Implementing Loss Mitigation Programs; (II) Approving Procedures for Compromise and Settlement of Certain Claims, Litigations and Causes of Action; (III) Granting Limited Stay Relief to Permit Foreclosure and Eviction Proceedings, Borrower Bankruptcy Cases, and Title Disputes to Proceed; and (IV) Authorizing and Directing the Debtors to Pay Securitization Trustee Fees and Expenses* [Docket No. 774], and the *Order under 11 U.S.C. §§ 105, 363, and 365, and Fed Bankr. P. 2002, 6004, 6006, and 9014 (I) Approving (A) Sale of Debtors' Assets Pursuant to Asset Purchase Agreement with Ocwen Loan Servicing, LLC; (B) Sale of Purchased Assets Free and Clear of Liens, Claims, Encumbrances, and Other Interests; (C) Assumption and Assignment of Certain Executory Contracts and Unexpired Leases Thereto; (D) Related Agreements; and (II) Granting Related Relief* [Docket No. 2246].

<b>APPLICANT</b>		<b>AUTHORITY PURSUANT TO WHICH PROFESSIONAL SEEKS PAYMENT OF FEES AND EXPENSES</b>
Wells Fargo Bank, N.A.	Trustee	See above.
Alston & Bird LLP	Counsel to Wells Fargo	See above.
Law Debenture Trust Company of New York	Trustee	See above.
Seward & Kissel LLP	Counsel to Law Debenture	See above.
Deutsche Bank Trust Company; Deutsche Bank Trust Company Americas	Trustees	See above.
Morgan, Lewis & Bockius LLP	Counsel to Deutsche Bank	See above.
Bank of New York Mellon; Bank of New York Mellon Trust Company, N.A.	Trustees	See above.
Dechert LLP	Counsel to Bank of New York Mellon	See above.
HSBC Bank USA, N.A.	Trustee	Fees and expenses of HSBC, in its role as a Trustee and as a Consenting Claimant, are to be paid pursuant to the Plan Support Agreement, which extends the application of the aforementioned orders to HSBC, and in settlement of HSBC's alleged cure claims. Additional authority for payment of such fees and expenses includes sections 1123(b)(6) and 1129(a)(4) of the Bankruptcy Code.
Allen & Overy LLP	Counsel to HSBC	See above.

<b>APPLICANT</b>		<b>AUTHORITY PURSUANT TO WHICH PROFESSIONAL SEEKS PAYMENT OF FEES AND EXPENSES</b>
Trustees of “Orphan” Trusts ( <i>i.e.</i> , non-debtor sponsored trusts)	Trustees and counsel to Trustees	The following applies only where the Trustee of the “Orphan” Trust is one of the RMBS Trustees or an affiliate of such Trustee: RMBS Trustee fees and attorneys’ fees and costs to be paid in full in Cash pursuant to Bankruptcy Court Orders [Docket Nos. 774, 2246]. Post-Effective Date, Applicant may seek reasonable fees and expenses pursuant to applicable pooling and servicing agreements. Where the Trustee of an “Orphan” Trust is not one of the RMBS Trustees or an affiliate of such Trustee, payments are made in settlement of alleged cure claims, and additional authority for payment of such fees and expenses includes sections 1123(b)(6) and 1129(a)(4) of the Bankruptcy Code.

**Exhibit 12**

	A	J	K	L	M	N	O	P
1	GMACM Weighted							
	Name	Claim	GMACM Claim Share	GMACM Recovery	RFC Weighted Claim	RFC Claim Share	RFC Recovery	Total Recovery
2	ACE 1999-A [Total]	\$0	0.00%	\$0	\$0	0.00%	\$0	\$0
3	ACE 2005-SL1 [Total]	\$5,649	0.00%	\$5,827	\$0	0.00%	\$0	\$5,827
4	ACE 2006-SL1 [Total]	\$4,645	0.00%	\$4,792	\$0	0.00%	\$0	\$4,792
5	ACE 2006-SL4 [Total]	\$5,044	0.00%	\$5,203	\$0	0.00%	\$0	\$5,203
6	ACE 2007-HE4 [1A]	\$33,042	0.03%	\$34,086	\$0	0.00%	\$0	\$34,086
7	ACE 2007-HE4 [1F]	\$6,862	0.01%	\$7,079	\$0	0.00%	\$0	\$7,079
8	ACE 2007-HE4 [2A]	\$46,537	0.04%	\$48,009	\$0	0.00%	\$0	\$48,009
9	ACE 2007-HE4 [2F]	\$7,563	0.01%	\$7,802	\$0	0.00%	\$0	\$7,802
10	ACE 2007-SL1 [1]	\$236	0.00%	\$243	\$0	0.00%	\$0	\$243
11	ACE 2007-SL1 [2]	\$1,084	0.00%	\$1,119	\$0	0.00%	\$0	\$1,119
12	ACE 2007-SL2 [Total]	\$0	0.00%	\$0	\$0	0.00%	\$0	\$0
13	ACE 2007-SL3 [2ND_LIEN]	\$0	0.00%	\$0	\$0	0.00%	\$0	\$0
14	ACE 2007-SL3 [HELOC]	\$0	0.00%	\$0	\$0	0.00%	\$0	\$0
15	AHM 2004-4 [1]	\$5,141	0.00%	\$5,303	\$5,141	0.00%	\$5,104	\$10,407
16	AHM 2004-4 [2]	\$11,797	0.01%	\$12,170	\$11,797	0.00%	\$11,711	\$23,881
17	AHM 2004-4 [3]	\$11,131	0.01%	\$11,483	\$11,131	0.00%	\$11,050	\$22,534
18	AHM 2004-4 [4]	\$17,976	0.01%	\$18,544	\$17,976	0.00%	\$17,845	\$36,390
19	AHM 2004-4 [5]	\$11,743	0.01%	\$12,114	\$11,743	0.00%	\$11,658	\$23,771
20	AHM 2004-4 [6]	\$7,796	0.01%	\$8,043	\$7,796	0.00%	\$7,740	\$15,782
21	AHM 2004-4 [7]	\$0	0.00%	\$0	\$0	0.00%	\$0	\$0
22	AHM 2005-1 [1]	\$202	0.00%	\$208	\$0	0.00%	\$0	\$208
23	AHM 2005-1 [2]	\$130	0.00%	\$134	\$0	0.00%	\$0	\$134
24	AHM 2005-1 [3]	\$135	0.00%	\$139	\$0	0.00%	\$0	\$139
25	AHM 2005-1 [4]	\$62	0.00%	\$64	\$0	0.00%	\$0	\$64
26	AHM 2005-1 [5]	\$56	0.00%	\$58	\$0	0.00%	\$0	\$58
27	AHM 2005-1 [6]	\$487	0.00%	\$503	\$0	0.00%	\$0	\$503
28	AHM 2005-1 [7]	\$257	0.00%	\$265	\$0	0.00%	\$0	\$265
29	AHM 2005-1 [8]	\$181	0.00%	\$187	\$0	0.00%	\$0	\$187
30	AHM 2005-1 [9]	\$67	0.00%	\$69	\$0	0.00%	\$0	\$69
31	AHM 2005-2 [1]	\$467	0.00%	\$482	\$0	0.00%	\$0	\$482
32	AHM 2005-2 [2C]	\$298	0.00%	\$307	\$0	0.00%	\$0	\$307
33	AHM 2005-2 [2NC]	\$359	0.00%	\$371	\$0	0.00%	\$0	\$371
34	AHM 2005-2 [3]	\$845	0.00%	\$871	\$0	0.00%	\$0	\$871
35	AHM 2005-2 [4]	\$382	0.00%	\$394	\$0	0.00%	\$0	\$394
36	AHM 2005-2 [5]	\$783	0.00%	\$808	\$0	0.00%	\$0	\$808
37	AHM 2005-2 [6]	\$136	0.00%	\$141	\$0	0.00%	\$0	\$141
38	AHM 2006-2 [2_1]	\$942	0.00%	\$972	\$0	0.00%	\$0	\$972
39	AHM 2006-2 [2_2]	\$1,029	0.00%	\$1,061	\$0	0.00%	\$0	\$1,061
40	AHM 2006-2 [3]	\$2,687	0.00%	\$2,772	\$0	0.00%	\$0	\$2,772
41	AHM 2006-2 [4]	\$3,544	0.00%	\$3,656	\$0	0.00%	\$0	\$3,656
42	AHM 2006-2 [5]	\$0	0.00%	\$0	\$0	0.00%	\$0	\$0

	A	J	K	L	M	N	O	P
1	GMACM Weighted							
	Name	Claim	GMACM Claim Share	GMACM Recovery	RFC Weighted Claim	RFC Claim Share	RFC Recovery	Total Recovery
43	AHM 2007-A [11]	\$2,338	0.00%	\$2,412	\$0	0.00%	\$0	\$2,412
44	AHM 2007-A [12]	\$1,286	0.00%	\$1,327	\$0	0.00%	\$0	\$1,327
45	AHM 2007-A [13]	\$5,731	0.00%	\$5,912	\$0	0.00%	\$0	\$5,912
46	AHM 2007-A [2]	\$1,999	0.00%	\$2,062	\$0	0.00%	\$0	\$2,062
47	AHM 2007-A [3]	\$0	0.00%	\$0	\$0	0.00%	\$0	\$0
48	AHM 2007-A [4NP]	\$3,527	0.00%	\$3,638	\$0	0.00%	\$0	\$3,638
49	AHM 2007-A [4SD]	\$5,639	0.00%	\$5,817	\$0	0.00%	\$0	\$5,817
50	AHM 2007-SD2 [NP]	\$8,512	0.01%	\$8,782	\$0	0.00%	\$0	\$8,782
51	AHM 2007-SD2 [P]	\$2,450	0.00%	\$2,528	\$0	0.00%	\$0	\$2,528
52	AHM 2007-SD2 [REO]	\$4,028	0.00%	\$4,156	\$0	0.00%	\$0	\$4,156
53	AHM 2007-SD2 [RP]	\$564	0.00%	\$582	\$0	0.00%	\$0	\$582
54	AHM 2007-SD2 [SP]	\$1,704	0.00%	\$1,758	\$0	0.00%	\$0	\$1,758
55	ALBT 2007-OA1 [Total]	\$946	0.00%	\$976	\$0	0.00%	\$0	\$976
56	ALBT 2007-S1 [Total]	\$17	0.00%	\$17	\$0	0.00%	\$0	\$17
57	ARMT 2004-5 [1]	\$5,410	0.00%	\$5,581	\$1,369	0.00%	\$1,360	\$6,941
58	ARMT 2004-5 [2]	\$13,306	0.01%	\$13,726	\$3,551	0.00%	\$3,526	\$17,252
59	ARMT 2004-5 [3]	\$9,631	0.01%	\$9,936	\$2,548	0.00%	\$2,530	\$12,465
60	ARMT 2004-5 [4]	\$8,845	0.01%	\$9,125	\$2,381	0.00%	\$2,363	\$11,488
61	ARMT 2004-5 [5]	\$11,171	0.01%	\$11,524	\$3,228	0.00%	\$3,204	\$14,728
62	ARMT 2004-5 [6]	\$14,604	0.01%	\$15,065	\$4,238	0.00%	\$4,207	\$19,273
63	ARMT 2004-5 [7A]	\$11,206	0.01%	\$11,560	\$3,113	0.00%	\$3,091	\$14,651
64	ARMT 2004-5 [7B]	\$20,252	0.02%	\$20,892	\$5,432	0.00%	\$5,392	\$26,284
65	ARMT 2005-1 [1]	\$9,337	0.01%	\$9,632	\$2,808	0.00%	\$2,787	\$12,419
66	ARMT 2005-1 [2]	\$18,646	0.01%	\$19,235	\$5,663	0.00%	\$5,622	\$24,857
67	ARMT 2005-1 [3]	\$11,501	0.01%	\$11,865	\$3,519	0.00%	\$3,493	\$15,358
68	ARMT 2005-1 [4]	\$19,284	0.02%	\$19,894	\$5,979	0.00%	\$5,936	\$25,830
69	ARMT 2005-1 [51]	\$15,308	0.01%	\$15,792	\$4,736	0.00%	\$4,702	\$20,494
70	ARMT 2005-1 [52]	\$33,768	0.03%	\$34,835	\$10,349	0.00%	\$10,274	\$45,109
71	ARMT 2005-10 [1]	\$17,754	0.01%	\$18,315	\$4,863	0.00%	\$4,828	\$23,143
72	ARMT 2005-10 [2]	\$49,316	0.04%	\$50,876	\$13,857	0.00%	\$13,756	\$64,632
73	ARMT 2005-10 [3]	\$48,277	0.04%	\$49,803	\$13,142	0.00%	\$13,047	\$62,850
74	ARMT 2005-10 [4]	\$28,998	0.02%	\$29,914	\$8,385	0.00%	\$8,324	\$38,238
75	ARMT 2005-10 [5]	\$109,444	0.09%	\$112,904	\$31,778	0.01%	\$31,548	\$144,452
76	ARMT 2005-10 [6]	\$16,100	0.01%	\$16,610	\$3,141	0.00%	\$3,118	\$19,728
77	ARMT 2005-11 [1]	\$11,884	0.01%	\$12,260	\$3,163	0.00%	\$3,140	\$15,400
78	ARMT 2005-11 [2]	\$59,018	0.05%	\$60,884	\$15,829	0.00%	\$15,714	\$76,599
79	ARMT 2005-11 [3]	\$27,287	0.02%	\$28,149	\$7,061	0.00%	\$7,010	\$35,159
80	ARMT 2005-11 [4]	\$140,398	0.11%	\$144,837	\$38,709	0.01%	\$38,428	\$183,265
81	ARMT 2005-11 [5]	\$124,712	0.10%	\$128,655	\$33,726	0.01%	\$33,482	\$162,136
82	ARMT 2005-9 [1]	\$54,581	0.04%	\$56,307	\$0	0.00%	\$0	\$56,307
83	ARMT 2005-9 [2]	\$25,742	0.02%	\$26,556	\$0	0.00%	\$0	\$26,556



	A	J	K	L	M	N	O	P
1	Name	GMACM Weighted Claim	GMACM Claim Share	GMACM Recovery	RFC Weighted Claim	RFC Claim Share	RFC Recovery	Total Recovery
84	ARMT 2005-9 [3]	\$19,958	0.02%	\$20,589	\$0	0.00%	\$0	\$20,589
85	ARMT 2005-9 [4]	\$114,881	0.09%	\$118,514	\$0	0.00%	\$0	\$118,514
86	ARMT 2005-9 [5]	\$227,979	0.18%	\$235,188	\$0	0.00%	\$0	\$235,188
87	BAFC 2005-3 [1]	\$0	0.00%	\$0	\$4,480	0.00%	\$4,447	\$4,447
88	BAFC 2005-3 [2A]	\$0	0.00%	\$0	\$957	0.00%	\$950	\$950
89	BAFC 2005-3 [2B]	\$0	0.00%	\$0	\$496	0.00%	\$493	\$493
90	BAFC 2005-3 [2C]	\$0	0.00%	\$0	\$579	0.00%	\$575	\$575
91	BAFC 2005-4 [1]	\$0	0.00%	\$0	\$1,461	0.00%	\$1,450	\$1,450
92	BAFC 2005-4 [2]	\$0	0.00%	\$0	\$2,788	0.00%	\$2,768	\$2,768
93	BAFC 2005-5 [1]	\$0	0.00%	\$0	\$8,358	0.00%	\$8,297	\$8,297
94	BAFC 2005-5 [2]	\$0	0.00%	\$0	\$10,346	0.00%	\$10,271	\$10,271
95	BAFC 2005-5 [3]	\$0	0.00%	\$0	\$4,566	0.00%	\$4,533	\$4,533
96	BAFC 2005-6 [1]	\$21,118	0.02%	\$21,786	\$5,848	0.00%	\$5,805	\$27,591
97	BAFC 2005-6 [2]	\$25,183	0.02%	\$25,979	\$6,877	0.00%	\$6,827	\$32,806
98	BAFC 2005-7 [1]	\$0	0.00%	\$0	\$1,925	0.00%	\$1,911	\$1,911
99	BAFC 2005-7 [2]	\$0	0.00%	\$0	\$1,907	0.00%	\$1,893	\$1,893
100	BAFC 2005-7 [3]	\$0	0.00%	\$0	\$2,079	0.00%	\$2,064	\$2,064
101	BAFC 2005-7 [4]	\$0	0.00%	\$0	\$1,459	0.00%	\$1,449	\$1,449
102	BAFC 2005-8 [1]	\$9,989	0.01%	\$10,305	\$3,506	0.00%	\$3,481	\$13,786
103	BAFC 2005-8 [2]	\$26,978	0.02%	\$27,831	\$9,607	0.00%	\$9,537	\$37,368
104	BAFC 2005-8 [3]	\$4,767	0.00%	\$4,918	\$1,691	0.00%	\$1,679	\$6,596
105	BAFC 2005-8 [4]	\$24,076	0.02%	\$24,837	\$8,537	0.00%	\$8,475	\$33,312
106	BAFC 2006-1 [1]	\$21,373	0.02%	\$22,049	\$8,152	0.00%	\$8,092	\$30,142
107	BAFC 2006-1 [2]	\$11,864	0.01%	\$12,239	\$4,307	0.00%	\$4,276	\$16,515
108	BAFC 2006-1 [3]	\$11,509	0.01%	\$11,873	\$4,108	0.00%	\$4,078	\$15,951
109	BAFC 2006-2 [1]	\$1,864	0.00%	\$1,923	\$0	0.00%	\$0	\$1,923
110	BAFC 2006-2 [2]	\$9,458	0.01%	\$9,757	\$0	0.00%	\$0	\$9,757
111	BAFC 2006-2 [3]	\$2,703	0.00%	\$2,788	\$0	0.00%	\$0	\$2,788
112	BAFC 2006-2 [4]	\$2,171	0.00%	\$2,240	\$0	0.00%	\$0	\$2,240
113	BAFC 2006-2 [5]	\$1,784	0.00%	\$1,840	\$0	0.00%	\$0	\$1,840
114	BAFC 2006-2 [6]	\$959	0.00%	\$989	\$0	0.00%	\$0	\$989
115	BAFC 2006-4 [Total]	\$168,260	0.13%	\$173,580	\$0	0.00%	\$0	\$173,580
116	BAFC 2006-5 [1]	\$9,343	0.01%	\$9,639	\$3,380	0.00%	\$3,356	\$12,994
117	BAFC 2006-5 [2]	\$2,367	0.00%	\$2,442	\$948	0.00%	\$941	\$3,383
118	BAFC 2006-5 [3]	\$3,662	0.00%	\$3,778	\$1,371	0.00%	\$1,361	\$5,139
119	BAFC 2006-5 [4]	\$9,679	0.01%	\$9,985	\$3,754	0.00%	\$3,727	\$13,712
120	BAFC 2007-3 [1]	\$3,655	0.00%	\$3,771	\$0	0.00%	\$0	\$3,771
121	BAFC 2007-3 [2]	\$1,944	0.00%	\$2,006	\$0	0.00%	\$0	\$2,006
122	BAFC 2007-3 [3]	\$2,222	0.00%	\$2,292	\$0	0.00%	\$0	\$2,292
123	BAFC 2007-3 [4]	\$80,193	0.06%	\$82,728	\$0	0.00%	\$0	\$82,728
124	BAFC 2007-4 [N]	\$36,082	0.03%	\$37,223	\$0	0.00%	\$0	\$37,223

	A	J	K	L	M	N	O	P
1	Name	GMACM Weighted Claim	GMACM Claim Share	GMACM Recovery	RFC Weighted Claim	RFC Claim Share	RFC Recovery	Total Recovery
125	BAFC 2007-4 [S]	\$3,409	0.00%	\$3,517	\$0	0.00%	\$0	\$3,517
126	BAFC 2007-4 [S4]	\$8,275	0.01%	\$8,537	\$0	0.00%	\$0	\$8,537
127	BAFC 2007-4 [S5]	\$3,687	0.00%	\$3,804	\$0	0.00%	\$0	\$3,804
128	BAFC 2007-4 [T2]	\$70,312	0.05%	\$72,535	\$0	0.00%	\$0	\$72,535
129	BAFC 2007-7 [1]	\$4,168	0.00%	\$4,299	\$0	0.00%	\$0	\$4,299
130	BAFC 2007-7 [2]	\$1,459	0.00%	\$1,506	\$0	0.00%	\$0	\$1,506
131	BAFC 2007-7 [3]	\$21,924	0.02%	\$22,617	\$0	0.00%	\$0	\$22,617
132	BALTA 2003-1 [1]	\$59	0.00%	\$61	\$59	0.00%	\$59	\$120
133	BALTA 2003-1 [2]	\$46	0.00%	\$47	\$46	0.00%	\$46	\$93
134	BALTA 2004-12 [I-1]	\$775	0.00%	\$800	\$0	0.00%	\$0	\$800
135	BALTA 2004-12 [I-2]	\$606	0.00%	\$625	\$0	0.00%	\$0	\$625
136	BALTA 2004-12 [II-1]	\$61	0.00%	\$63	\$0	0.00%	\$0	\$63
137	BALTA 2004-12 [II-2]	\$211	0.00%	\$218	\$0	0.00%	\$0	\$218
138	BALTA 2004-12 [II-3]	\$121	0.00%	\$125	\$0	0.00%	\$0	\$125
139	BALTA 2004-12 [II-4]	\$67	0.00%	\$69	\$0	0.00%	\$0	\$69
140	BALTA 2004-4 [Total]	\$3,704	0.00%	\$3,821	\$0	0.00%	\$0	\$3,821
141	BALTA 2004-6 [1]	\$243	0.00%	\$250	\$0	0.00%	\$0	\$250
142	BALTA 2004-6 [2]	\$38	0.00%	\$39	\$0	0.00%	\$0	\$39
143	BALTA 2004-6 [3]	\$236	0.00%	\$243	\$0	0.00%	\$0	\$243
144	BALTA 2005-10 [1]	\$174	0.00%	\$180	\$0	0.00%	\$0	\$180
145	BALTA 2005-10 [TWO_FIVE]	\$65	0.00%	\$67	\$0	0.00%	\$0	\$67
146	BALTA 2005-10 [TWO_FOUR]	\$79	0.00%	\$81	\$0	0.00%	\$0	\$81
147	BALTA 2005-10 [TWO_ONE]	\$31	0.00%	\$32	\$0	0.00%	\$0	\$32
148	BALTA 2005-10 [TWO_THREI]	\$157	0.00%	\$162	\$0	0.00%	\$0	\$162
149	BALTA 2005-10 [TWO_TWO]	\$107	0.00%	\$111	\$0	0.00%	\$0	\$111
150	BALTA 2005-3 [1]	\$4,314	0.00%	\$4,450	\$0	0.00%	\$0	\$4,450
151	BALTA 2005-3 [2]	\$2,858	0.00%	\$2,948	\$0	0.00%	\$0	\$2,948
152	BALTA 2005-3 [3]	\$15,750	0.01%	\$16,248	\$0	0.00%	\$0	\$16,248
153	BALTA 2005-3 [4]	\$10,704	0.01%	\$11,043	\$0	0.00%	\$0	\$11,043
154	BALTA 2005-4 [I]	\$8,408	0.01%	\$8,673	\$143	0.00%	\$142	\$8,815
155	BALTA 2005-4 [II1]	\$4,469	0.00%	\$4,610	\$76	0.00%	\$75	\$4,685
156	BALTA 2005-4 [II2]	\$3,248	0.00%	\$3,351	\$57	0.00%	\$56	\$3,407
157	BALTA 2005-4 [II3]	\$25,106	0.02%	\$25,900	\$425	0.00%	\$422	\$26,322
158	BALTA 2005-4 [II4]	\$1,776	0.00%	\$1,832	\$31	0.00%	\$30	\$1,863
159	BALTA 2005-4 [II5]	\$1,571	0.00%	\$1,620	\$26	0.00%	\$26	\$1,647
160	BALTA 2005-5 [1]	\$431	0.00%	\$445	\$0	0.00%	\$0	\$445
161	BALTA 2005-5 [II-1]	\$56	0.00%	\$57	\$0	0.00%	\$0	\$57
162	BALTA 2005-5 [II-2]	\$370	0.00%	\$382	\$0	0.00%	\$0	\$382
163	BALTA 2005-5 [II-3]	\$144	0.00%	\$149	\$0	0.00%	\$0	\$149
164	BALTA 2005-5 [II-4]	\$51	0.00%	\$53	\$0	0.00%	\$0	\$53
165	BALTA 2005-5 [II-5]	\$112	0.00%	\$116	\$0	0.00%	\$0	\$116

	A	J	K	L	M	N	O	P
1	Name	GMACM Weighted Claim	GMACM Claim Share	GMACM Recovery	RFC Weighted Claim	RFC Claim Share	RFC Recovery	Total Recovery
166	BALTA 2005-5 [II-6]	\$27	0.00%	\$28	\$0	0.00%	\$0	\$28
167	BALTA 2006-1 [I]	\$22,311	0.02%	\$23,016	\$0	0.00%	\$0	\$23,016
168	BALTA 2006-1 [II-1]	\$18,799	0.01%	\$19,394	\$0	0.00%	\$0	\$19,394
169	BALTA 2006-1 [II-2]	\$3,599	0.00%	\$3,712	\$0	0.00%	\$0	\$3,712
170	BALTA 2006-1 [II-3]	\$2,097	0.00%	\$2,163	\$0	0.00%	\$0	\$2,163
171	BALTA 2006-3 [I]	\$16,135	0.01%	\$16,645	\$0	0.00%	\$0	\$16,645
172	BALTA 2006-3 [II1]	\$6,238	0.00%	\$6,436	\$0	0.00%	\$0	\$6,436
173	BALTA 2006-3 [II2]	\$5,980	0.00%	\$6,169	\$0	0.00%	\$0	\$6,169
174	BALTA 2006-3 [II3]	\$6,467	0.01%	\$6,671	\$0	0.00%	\$0	\$6,671
175	BALTA 2006-3 [II4]	\$851	0.00%	\$877	\$0	0.00%	\$0	\$877
176	BALTA 2006-3 [III1]	\$4,708	0.00%	\$4,857	\$0	0.00%	\$0	\$4,857
177	BALTA 2006-3 [III2]	\$2,202	0.00%	\$2,271	\$0	0.00%	\$0	\$2,271
178	BALTA 2006-3 [III3]	\$1,623	0.00%	\$1,674	\$0	0.00%	\$0	\$1,674
179	BALTA 2006-3 [III4]	\$2,523	0.00%	\$2,603	\$0	0.00%	\$0	\$2,603
180	BALTA 2006-3 [III5]	\$2,980	0.00%	\$3,074	\$0	0.00%	\$0	\$3,074
181	BALTA 2006-3 [III6]	\$3,498	0.00%	\$3,609	\$0	0.00%	\$0	\$3,609
182	BALTA 2006-4 [I1]	\$11,163	0.01%	\$11,516	\$0	0.00%	\$0	\$11,516
183	BALTA 2006-4 [I2]	\$16,651	0.01%	\$17,178	\$0	0.00%	\$0	\$17,178
184	BALTA 2006-4 [I3]	\$11,471	0.01%	\$11,833	\$0	0.00%	\$0	\$11,833
185	BALTA 2006-4 [II1]	\$996	0.00%	\$1,028	\$0	0.00%	\$0	\$1,028
186	BALTA 2006-4 [II2]	\$10,001	0.01%	\$10,317	\$0	0.00%	\$0	\$10,317
187	BALTA 2006-4 [II3]	\$9,810	0.01%	\$10,120	\$0	0.00%	\$0	\$10,120
188	BALTA 2006-4 [III1]	\$2,059	0.00%	\$2,124	\$0	0.00%	\$0	\$2,124
189	BALTA 2006-4 [III2]	\$6,361	0.00%	\$6,562	\$0	0.00%	\$0	\$6,562
190	BALTA 2006-4 [III3]	\$7,268	0.01%	\$7,498	\$0	0.00%	\$0	\$7,498
191	BALTA 2006-5 [1]	\$16,690	0.01%	\$17,218	\$0	0.00%	\$0	\$17,218
192	BALTA 2006-5 [2]	\$4,971	0.00%	\$5,128	\$0	0.00%	\$0	\$5,128
193	BALTA 2006-8 [I]	\$32,153	0.03%	\$33,170	\$0	0.00%	\$0	\$33,170
194	BALTA 2006-8 [II]	\$20,747	0.02%	\$21,403	\$0	0.00%	\$0	\$21,403
195	BALTA 2006-8 [III]	\$4,038	0.00%	\$4,166	\$0	0.00%	\$0	\$4,166
196	BAYV 2003-AA [1D]	\$39	0.00%	\$40	\$0	0.00%	\$0	\$40
197	BAYV 2003-AA [1N]	\$659	0.00%	\$680	\$0	0.00%	\$0	\$680
198	BAYV 2003-AA [2]	\$104	0.00%	\$108	\$0	0.00%	\$0	\$108
199	BAYV 2004-A [1]	\$1,496	0.00%	\$1,544	\$0	0.00%	\$0	\$1,544
200	BAYV 2004-A [2]	\$873	0.00%	\$901	\$0	0.00%	\$0	\$901
201	BAYV 2004-C [1A]	\$0	0.00%	\$0	\$1,160	0.00%	\$1,151	\$1,151
202	BAYV 2004-C [1F]	\$0	0.00%	\$0	\$935	0.00%	\$928	\$928
203	BAYV 2004-C [1LONG_ARM]	\$0	0.00%	\$0	\$98	0.00%	\$97	\$97
204	BAYV 2004-D [A]	\$0	0.00%	\$0	\$1,827	0.00%	\$1,813	\$1,813
205	BAYV 2004-D [F]	\$0	0.00%	\$0	\$1,554	0.00%	\$1,542	\$1,542
206	BAYV 2005-B [1]	\$0	0.00%	\$0	\$833	0.00%	\$827	\$827

	A	J	K	L	M	N	O	P
1	Name	GMACM Weighted Claim	GMACM Claim Share	GMACM Recovery	RFC Weighted Claim	RFC Claim Share	RFC Recovery	Total Recovery
207	BAYV 2005-B [2A]	\$0	0.00%	\$0	\$1,088	0.00%	\$1,080	\$1,080
208	BAYV 2005-B [2F]	\$0	0.00%	\$0	\$194	0.00%	\$192	\$192
209	BAYV 2006-B [1]	\$1,758	0.00%	\$1,814	\$0	0.00%	\$0	\$1,814
210	BAYV 2006-B [2]	\$4,072	0.00%	\$4,200	\$0	0.00%	\$0	\$4,200
211	BAYV 2006-D [1A]	\$112	0.00%	\$116	\$0	0.00%	\$0	\$116
212	BAYV 2006-D [1F]	\$751	0.00%	\$775	\$0	0.00%	\$0	\$775
213	BAYV 2006-D [2A]	\$1,105	0.00%	\$1,140	\$0	0.00%	\$0	\$1,140
214	BAYV 2006-D [2F]	\$107	0.00%	\$110	\$0	0.00%	\$0	\$110
215	BAYV 2007-A [1]	\$4,424	0.00%	\$4,564	\$0	0.00%	\$0	\$4,564
216	BAYV 2007-A [2]	\$4,757	0.00%	\$4,908	\$0	0.00%	\$0	\$4,908
217	BAYV 2007-B [1]	\$9,964	0.01%	\$10,279	\$0	0.00%	\$0	\$10,279
218	BAYV 2007-B [2]	\$13,739	0.01%	\$14,174	\$0	0.00%	\$0	\$14,174
219	BSABS 2001-2 [1]	\$118	0.00%	\$121	\$0	0.00%	\$0	\$121
220	BSABS 2001-2 [2]	\$55	0.00%	\$57	\$0	0.00%	\$0	\$57
221	BSABS 2001-2 [3]	\$22	0.00%	\$22	\$0	0.00%	\$0	\$22
222	BSABS 2003-AC3 [Total]	\$177	0.00%	\$183	\$0	0.00%	\$0	\$183
223	BSABS 2003-AC4 [Total]	\$61	0.00%	\$63	\$0	0.00%	\$0	\$63
224	BSABS 2004-AC1 [Total]	\$3,021	0.00%	\$3,117	\$0	0.00%	\$0	\$3,117
225	BSABS 2004-AC2 [1]	\$38	0.00%	\$40	\$0	0.00%	\$0	\$40
226	BSABS 2004-AC2 [2]	\$20	0.00%	\$21	\$0	0.00%	\$0	\$21
227	BSABS 2004-AC7 [Total]	\$12,312	0.01%	\$12,701	\$0	0.00%	\$0	\$12,701
228	BSABS 2004-BO1 [1F]	\$218,097	0.17%	\$224,993	\$0	0.00%	\$0	\$224,993
229	BSABS 2004-BO1 [1S]	\$90,871	0.07%	\$93,744	\$0	0.00%	\$0	\$93,744
230	BSABS 2004-BO1 [2F]	\$136,469	0.11%	\$140,784	\$0	0.00%	\$0	\$140,784
231	BSABS 2005-AC3 [1]	\$11	0.00%	\$12	\$0	0.00%	\$0	\$12
232	BSABS 2005-AC3 [2]	\$13	0.00%	\$13	\$0	0.00%	\$0	\$13
233	BSABS 2005-AC5 [1]	\$2	0.00%	\$2	\$0	0.00%	\$0	\$2
234	BSABS 2005-AC5 [2]	\$1	0.00%	\$1	\$0	0.00%	\$0	\$1
235	BSABS 2005-AC7 [Total]	\$222	0.00%	\$229	\$0	0.00%	\$0	\$229
236	BSABS 2006-SD2 [Total]	\$98	0.00%	\$101	\$0	0.00%	\$0	\$101
237	BSABS 2007-SD2 [2NEG]	\$88	0.00%	\$91	\$0	0.00%	\$0	\$91
238	BSABS 2007-SD2 [2NO_NEG]	\$198	0.00%	\$204	\$0	0.00%	\$0	\$204
239	BSABS 2007-SD2 [I]	\$165	0.00%	\$170	\$0	0.00%	\$0	\$170
240	BSABS 2007-SD3 [A]	\$25,612	0.02%	\$26,422	\$0	0.00%	\$0	\$26,422
241	BSABS 2007-SD3 [F]	\$17,035	0.01%	\$17,574	\$0	0.00%	\$0	\$17,574
242	BSARM 2001-4 [1]	\$1,211	0.00%	\$1,250	\$0	0.00%	\$0	\$1,250
243	BSARM 2001-4 [2]	\$263	0.00%	\$271	\$0	0.00%	\$0	\$271
244	BSARM 2002-11 [I1]	\$236	0.00%	\$244	\$0	0.00%	\$0	\$244
245	BSARM 2002-11 [I2]	\$304	0.00%	\$314	\$0	0.00%	\$0	\$314
246	BSARM 2002-11 [I3]	\$23	0.00%	\$24	\$0	0.00%	\$0	\$24
247	BSARM 2002-11 [I4]	\$29	0.00%	\$30	\$0	0.00%	\$0	\$30

	A	J	K	L	M	N	O	P
1	Name	GMACM Weighted Claim	GMACM Claim Share	GMACM Recovery	RFC Weighted Claim	RFC Claim Share	RFC Recovery	Total Recovery
248	BSARM 2002-11 [II1]	\$72	0.00%	\$75	\$0	0.00%	\$0	\$75
249	BSARM 2002-11 [II2]	\$120	0.00%	\$124	\$0	0.00%	\$0	\$124
250	BSARM 2003-1 [1]	\$100	0.00%	\$104	\$0	0.00%	\$0	\$104
251	BSARM 2003-1 [2]	\$47	0.00%	\$49	\$0	0.00%	\$0	\$49
252	BSARM 2003-1 [3]	\$80	0.00%	\$82	\$0	0.00%	\$0	\$82
253	BSARM 2003-1 [4]	\$11	0.00%	\$11	\$0	0.00%	\$0	\$11
254	BSARM 2003-1 [5]	\$70	0.00%	\$72	\$0	0.00%	\$0	\$72
255	BSARM 2003-1 [6]	\$107	0.00%	\$110	\$0	0.00%	\$0	\$110
256	BSARM 2003-1 [7]	\$31	0.00%	\$32	\$0	0.00%	\$0	\$32
257	BSARM 2003-1 [8]	\$11	0.00%	\$11	\$0	0.00%	\$0	\$11
258	BSARM 2003-3 [1]	\$50	0.00%	\$52	\$0	0.00%	\$0	\$52
259	BSARM 2003-3 [2]	\$346	0.00%	\$357	\$0	0.00%	\$0	\$357
260	BSARM 2003-3 [3]	\$682	0.00%	\$704	\$0	0.00%	\$0	\$704
261	BSARM 2003-3 [4]	\$122	0.00%	\$125	\$0	0.00%	\$0	\$125
262	BSARM 2003-4 [1]	\$24	0.00%	\$25	\$0	0.00%	\$0	\$25
263	BSARM 2003-4 [2]	\$120	0.00%	\$124	\$0	0.00%	\$0	\$124
264	BSARM 2003-4 [3]	\$123	0.00%	\$127	\$0	0.00%	\$0	\$127
265	BSARM 2003-5 [I-1]	\$81	0.00%	\$83	\$0	0.00%	\$0	\$83
266	BSARM 2003-5 [I-2]	\$108	0.00%	\$111	\$0	0.00%	\$0	\$111
267	BSARM 2003-5 [I-3]	\$60	0.00%	\$62	\$0	0.00%	\$0	\$62
268	BSARM 2003-5 [II]	\$215	0.00%	\$222	\$0	0.00%	\$0	\$222
269	BSARM 2003-6 [I-1]	\$59	0.00%	\$61	\$0	0.00%	\$0	\$61
270	BSARM 2003-6 [I-2]	\$107	0.00%	\$110	\$0	0.00%	\$0	\$110
271	BSARM 2003-6 [I-3]	\$25	0.00%	\$26	\$0	0.00%	\$0	\$26
272	BSARM 2003-6 [II]	\$99	0.00%	\$102	\$0	0.00%	\$0	\$102
273	BSARM 2003-7 [1]	\$20	0.00%	\$21	\$0	0.00%	\$0	\$21
274	BSARM 2003-7 [2]	\$71	0.00%	\$73	\$0	0.00%	\$0	\$73
275	BSARM 2003-7 [3]	\$26	0.00%	\$27	\$0	0.00%	\$0	\$27
276	BSARM 2003-7 [4]	\$161	0.00%	\$166	\$0	0.00%	\$0	\$166
277	BSARM 2003-7 [5]	\$31	0.00%	\$31	\$0	0.00%	\$0	\$31
278	BSARM 2003-7 [6]	\$156	0.00%	\$161	\$0	0.00%	\$0	\$161
279	BSARM 2003-7 [7]	\$27	0.00%	\$28	\$0	0.00%	\$0	\$28
280	BSARM 2003-7 [8]	\$22	0.00%	\$23	\$0	0.00%	\$0	\$23
281	BSARM 2003-7 [9]	\$113	0.00%	\$117	\$0	0.00%	\$0	\$117
282	BSARM 2004-1 [I-1]	\$24	0.00%	\$25	\$0	0.00%	\$0	\$25
283	BSARM 2004-1 [I-2]	\$45	0.00%	\$46	\$0	0.00%	\$0	\$46
284	BSARM 2004-1 [I-3]	\$10	0.00%	\$10	\$0	0.00%	\$0	\$10
285	BSARM 2004-1 [I-4]	\$9	0.00%	\$9	\$0	0.00%	\$0	\$9
286	BSARM 2004-1 [I-5]	\$17	0.00%	\$17	\$0	0.00%	\$0	\$17
287	BSARM 2004-1 [I-6]	\$5	0.00%	\$6	\$0	0.00%	\$0	\$6
288	BSARM 2004-1 [I-7]	\$9	0.00%	\$10	\$0	0.00%	\$0	\$10

	A	J	K	L	M	N	O	P
1	Name	GMACM Weighted Claim	GMACM Claim Share	GMACM Recovery	RFC Weighted Claim	RFC Claim Share	RFC Recovery	Total Recovery
289	BSARM 2004-1 [II-1]	\$33	0.00%	\$34	\$0	0.00%	\$0	\$34
290	BSARM 2004-1 [II-2]	\$3	0.00%	\$3	\$0	0.00%	\$0	\$3
291	BSARM 2004-1 [II-3]	\$3	0.00%	\$3	\$0	0.00%	\$0	\$3
292	BSARM 2004-10 [I1]	\$2,551	0.00%	\$2,631	\$0	0.00%	\$0	\$2,631
293	BSARM 2004-10 [I2]	\$4,518	0.00%	\$4,660	\$0	0.00%	\$0	\$4,660
294	BSARM 2004-10 [I3]	\$1,417	0.00%	\$1,462	\$0	0.00%	\$0	\$1,462
295	BSARM 2004-10 [I4]	\$1,952	0.00%	\$2,014	\$0	0.00%	\$0	\$2,014
296	BSARM 2004-10 [I5]	\$2,097	0.00%	\$2,163	\$0	0.00%	\$0	\$2,163
297	BSARM 2004-10 [II1]	\$2,598	0.00%	\$2,680	\$0	0.00%	\$0	\$2,680
298	BSARM 2004-10 [II2]	\$779	0.00%	\$804	\$0	0.00%	\$0	\$804
299	BSARM 2004-10 [II3]	\$1,799	0.00%	\$1,856	\$0	0.00%	\$0	\$1,856
300	BSARM 2004-10 [III1]	\$903	0.00%	\$931	\$0	0.00%	\$0	\$931
301	BSARM 2004-10 [III2]	\$1,427	0.00%	\$1,472	\$0	0.00%	\$0	\$1,472
302	BSARM 2004-12 [1]	\$10,077	0.01%	\$10,396	\$0	0.00%	\$0	\$10,396
303	BSARM 2004-12 [2]	\$25,736	0.02%	\$26,550	\$0	0.00%	\$0	\$26,550
304	BSARM 2004-12 [3]	\$2,615	0.00%	\$2,698	\$0	0.00%	\$0	\$2,698
305	BSARM 2004-12 [4]	\$1,968	0.00%	\$2,030	\$0	0.00%	\$0	\$2,030
306	BSARM 2004-5 [1]	\$3,138	0.00%	\$3,237	\$0	0.00%	\$0	\$3,237
307	BSARM 2004-5 [2]	\$14,054	0.01%	\$14,499	\$0	0.00%	\$0	\$14,499
308	BSARM 2004-5 [3]	\$1,654	0.00%	\$1,706	\$0	0.00%	\$0	\$1,706
309	BSARM 2004-5 [4]	\$1,116	0.00%	\$1,151	\$0	0.00%	\$0	\$1,151
310	BSARM 2004-9 [1]	\$2,116	0.00%	\$2,183	\$0	0.00%	\$0	\$2,183
311	BSARM 2004-9 [2]	\$5,679	0.00%	\$5,859	\$0	0.00%	\$0	\$5,859
312	BSARM 2004-9 [3]	\$1,496	0.00%	\$1,543	\$0	0.00%	\$0	\$1,543
313	BSARM 2004-9 [4]	\$499	0.00%	\$514	\$0	0.00%	\$0	\$514
314	BSARM 2004-9 [5]	\$7,013	0.01%	\$7,235	\$0	0.00%	\$0	\$7,235
315	BSARM 2004-9 [6]	\$907	0.00%	\$936	\$0	0.00%	\$0	\$936
316	BSARM 2004-9 [7]	\$3,384	0.00%	\$3,491	\$0	0.00%	\$0	\$3,491
317	BSARM 2005-11 [1]	\$1,484	0.00%	\$1,531	\$0	0.00%	\$0	\$1,531
318	BSARM 2005-11 [2]	\$4,361	0.00%	\$4,498	\$0	0.00%	\$0	\$4,498
319	BSARM 2005-11 [3]	\$3,122	0.00%	\$3,221	\$0	0.00%	\$0	\$3,221
320	BSARM 2005-11 [4]	\$4,125	0.00%	\$4,255	\$0	0.00%	\$0	\$4,255
321	BSARM 2005-11 [5]	\$5,476	0.00%	\$5,649	\$0	0.00%	\$0	\$5,649
322	BSARM 2005-12 [I-1]	\$2,846	0.00%	\$2,936	\$2,846	0.00%	\$2,826	\$5,762
323	BSARM 2005-12 [I-2]	\$6,221	0.00%	\$6,417	\$6,221	0.00%	\$6,176	\$12,593
324	BSARM 2005-12 [I-3]	\$2,542	0.00%	\$2,622	\$2,542	0.00%	\$2,523	\$5,145
325	BSARM 2005-12 [II-1]	\$531	0.00%	\$548	\$531	0.00%	\$528	\$1,076
326	BSARM 2005-12 [II-2]	\$1,249	0.00%	\$1,288	\$1,249	0.00%	\$1,240	\$2,528
327	BSARM 2005-12 [II-3]	\$2,497	0.00%	\$2,576	\$2,497	0.00%	\$2,479	\$5,055
328	BSARM 2005-12 [II-4]	\$374	0.00%	\$386	\$374	0.00%	\$371	\$757
329	BSARM 2005-12 [II-5]	\$623	0.00%	\$643	\$623	0.00%	\$619	\$1,261

	A	J	K	L	M	N	O	P
1	Name	GMACM Weighted Claim	GMACM Claim Share	GMACM Recovery	RFC Weighted Claim	RFC Claim Share	RFC Recovery	Total Recovery
330	BSARM 2006-2 [1]	\$38	0.00%	\$40	\$0	0.00%	\$0	\$40
331	BSARM 2006-2 [2]	\$411	0.00%	\$424	\$0	0.00%	\$0	\$424
332	BSARM 2006-2 [3]	\$145	0.00%	\$150	\$0	0.00%	\$0	\$150
333	BSARM 2006-2 [4]	\$203	0.00%	\$209	\$0	0.00%	\$0	\$209
334	BSSLT 2007-1 [1]	\$54	0.00%	\$55	\$0	0.00%	\$0	\$55
335	BSSLT 2007-1 [2]	\$72	0.00%	\$75	\$0	0.00%	\$0	\$75
336	BSSLT 2007-1 [3]	\$56	0.00%	\$58	\$0	0.00%	\$0	\$58
337	BSSLT 2007-SV1A [Total]	\$520,055	0.41%	\$536,498	\$166,293	0.03%	\$165,088	\$701,585
338	CARR 2006-RFC1 [A_2YR]	\$0	0.00%	\$0	\$2,599,373	0.49%	\$2,580,534	\$2,580,534
339	CARR 2006-RFC1 [A_3YR]	\$0	0.00%	\$0	\$417,147	0.08%	\$414,124	\$414,124
340	CARR 2006-RFC1 [F]	\$0	0.00%	\$0	\$507,638	0.10%	\$503,959	\$503,959
341	CARR 2007-RFC1 [1A_1]	\$0	0.00%	\$0	\$3,222,542	0.61%	\$3,199,188	\$3,199,188
342	CARR 2007-RFC1 [1A_2]	\$0	0.00%	\$0	\$751,117	0.14%	\$745,673	\$745,673
343	CARR 2007-RFC1 [2F]	\$0	0.00%	\$0	\$1,045,880	0.20%	\$1,038,301	\$1,038,301
344	CMLTI 2004-2 [1]	\$40	0.00%	\$41	\$0	0.00%	\$0	\$41
345	CMLTI 2004-2 [2]	\$11	0.00%	\$12	\$0	0.00%	\$0	\$12
346	CMLTI 2004-HYB4 [1]	\$1,156	0.00%	\$1,193	\$0	0.00%	\$0	\$1,193
347	CMLTI 2004-HYB4 [2]	\$560	0.00%	\$578	\$0	0.00%	\$0	\$578
348	CMLTI 2004-HYB4 [3]	\$2,507	0.00%	\$2,586	\$0	0.00%	\$0	\$2,586
349	CMLTI 2004-HYB4 [4]	\$2,211	0.00%	\$2,281	\$0	0.00%	\$0	\$2,281
350	CMLTI 2005-1 [I]	\$2,721	0.00%	\$2,807	\$0	0.00%	\$0	\$2,807
351	CMLTI 2005-1 [II-1]	\$3,022	0.00%	\$3,117	\$0	0.00%	\$0	\$3,117
352	CMLTI 2005-1 [II-2]	\$2,292	0.00%	\$2,364	\$0	0.00%	\$0	\$2,364
353	CMLTI 2005-1 [III]	\$2,749	0.00%	\$2,836	\$0	0.00%	\$0	\$2,836
354	CMLTI 2005-2 [I1]	\$0	0.00%	\$0	\$0	0.00%	\$0	\$0
355	CMLTI 2005-2 [I2]	\$2	0.00%	\$2	\$0	0.00%	\$0	\$2
356	CMLTI 2005-2 [I3]	\$1	0.00%	\$1	\$0	0.00%	\$0	\$1
357	CMLTI 2005-2 [I4]	\$2	0.00%	\$2	\$0	0.00%	\$0	\$2
358	CMLTI 2005-2 [I5]	\$1	0.00%	\$1	\$0	0.00%	\$0	\$1
359	CMLTI 2005-2 [II1]	\$0	0.00%	\$0	\$0	0.00%	\$0	\$0
360	CMLTI 2005-2 [II2]	\$0	0.00%	\$0	\$0	0.00%	\$0	\$0
361	CMLTI 2005-3 [I]	\$1,290	0.00%	\$1,330	\$0	0.00%	\$0	\$1,330
362	CMLTI 2005-3 [II-1]	\$927	0.00%	\$956	\$0	0.00%	\$0	\$956
363	CMLTI 2005-3 [II-2]	\$6,077	0.00%	\$6,269	\$0	0.00%	\$0	\$6,269
364	CMLTI 2005-3 [II-3]	\$1,260	0.00%	\$1,300	\$0	0.00%	\$0	\$1,300
365	CMLTI 2005-3 [II-4]	\$3,316	0.00%	\$3,421	\$0	0.00%	\$0	\$3,421
366	CMLTI 2005-3 [III]	\$1,335	0.00%	\$1,377	\$0	0.00%	\$0	\$1,377
367	CMLTI 2005-5 [I-1]	\$2,010	0.00%	\$2,074	\$0	0.00%	\$0	\$2,074
368	CMLTI 2005-5 [I-2]	\$8,058	0.01%	\$8,313	\$0	0.00%	\$0	\$8,313
369	CMLTI 2005-5 [I-3]	\$2,796	0.00%	\$2,885	\$0	0.00%	\$0	\$2,885
370	CMLTI 2005-5 [I-4]	\$8,461	0.01%	\$8,729	\$0	0.00%	\$0	\$8,729

	A	J	K	L	M	N	O	P
1	Name	GMACM Weighted Claim	GMACM Claim Share	GMACM Recovery	RFC Weighted Claim	RFC Claim Share	RFC Recovery	Total Recovery
371	CMLTI 2005-5 [I-5]	\$1,674	0.00%	\$1,727	\$0	0.00%	\$0	\$1,727
372	CMLTI 2005-5 [II-1]	\$22,737	0.02%	\$23,456	\$0	0.00%	\$0	\$23,456
373	CMLTI 2005-5 [II-2]	\$2,690	0.00%	\$2,775	\$0	0.00%	\$0	\$2,775
374	CMLTI 2005-5 [II-3]	\$5,718	0.00%	\$5,899	\$0	0.00%	\$0	\$5,899
375	CMLTI 2005-5 [III-1]	\$12,904	0.01%	\$13,312	\$0	0.00%	\$0	\$13,312
376	CMLTI 2005-5 [III-2]	\$5,657	0.00%	\$5,836	\$0	0.00%	\$0	\$5,836
377	CMLTI 2005-5 [III-3]	\$14,286	0.01%	\$14,737	\$0	0.00%	\$0	\$14,737
378	CMLTI 2005-5 [III-4]	\$7,750	0.01%	\$7,995	\$0	0.00%	\$0	\$7,995
379	CMLTI 2005-5 [III-5]	\$7,397	0.01%	\$7,631	\$0	0.00%	\$0	\$7,631
380	CMLTI 2005-8 [I-1]	\$296	0.00%	\$305	\$0	0.00%	\$0	\$305
381	CMLTI 2005-8 [I-2]	\$213	0.00%	\$219	\$0	0.00%	\$0	\$219
382	CMLTI 2005-8 [I-3]	\$500	0.00%	\$516	\$0	0.00%	\$0	\$516
383	CMLTI 2005-8 [I-4]	\$1,324	0.00%	\$1,366	\$0	0.00%	\$0	\$1,366
384	CMLTI 2005-8 [II]	\$1,178	0.00%	\$1,215	\$0	0.00%	\$0	\$1,215
385	CMLTI 2005-8 [III]	\$416	0.00%	\$429	\$0	0.00%	\$0	\$429
386	CMLTI 2005-SHL1 [1A]	\$2,802	0.00%	\$2,890	\$0	0.00%	\$0	\$2,890
387	CMLTI 2005-SHL1 [1F]	\$4,329	0.00%	\$4,466	\$0	0.00%	\$0	\$4,466
388	CMLTI 2005-SHL1 [2]	\$244	0.00%	\$251	\$0	0.00%	\$0	\$251
389	CMLTI 2006-4 [1]	\$8	0.00%	\$8	\$0	0.00%	\$0	\$8
390	CMLTI 2006-4 [2]	\$32	0.00%	\$34	\$0	0.00%	\$0	\$34
391	CMLTI 2006-AR3 [1-1]	\$137	0.00%	\$141	\$0	0.00%	\$0	\$141
392	CMLTI 2006-AR3 [1-2]	\$433	0.00%	\$446	\$0	0.00%	\$0	\$446
393	CMLTI 2006-AR3 [2-1]	\$45	0.00%	\$47	\$0	0.00%	\$0	\$47
394	CMLTI 2006-AR3 [2-2]	\$26	0.00%	\$27	\$0	0.00%	\$0	\$27
395	CMLTI 2006-AR3 [2-3]	\$135	0.00%	\$139	\$0	0.00%	\$0	\$139
396	CMLTI 2006-AR3 [2-4]	\$90	0.00%	\$92	\$0	0.00%	\$0	\$92
397	CMLTI 2007-AMC2 [1A_GE3€	\$38,996	0.03%	\$40,229	\$38,996	0.01%	\$38,713	\$78,942
398	CMLTI 2007-AMC2 [1A_LE24	\$64,005	0.05%	\$66,029	\$64,005	0.01%	\$63,542	\$129,571
399	CMLTI 2007-AMC2 [1F]	\$51,512	0.04%	\$53,141	\$51,512	0.01%	\$51,138	\$104,279
400	CMLTI 2007-AMC2 [2A_GE3€	\$8,608	0.01%	\$8,880	\$8,608	0.00%	\$8,545	\$17,425
401	CMLTI 2007-AMC2 [2A_LE24	\$13,616	0.01%	\$14,047	\$13,616	0.00%	\$13,517	\$27,564
402	CMLTI 2007-AMC2 [2F]	\$14,597	0.01%	\$15,058	\$14,597	0.00%	\$14,491	\$29,549
403	CMLTI 2007-AMC2 [3A_GE3€	\$37,093	0.03%	\$38,265	\$37,093	0.01%	\$36,824	\$75,089
404	CMLTI 2007-AMC2 [3A_LE24	\$117,616	0.09%	\$121,335	\$117,616	0.02%	\$116,764	\$238,099
405	CMLTI 2007-AMC2 [3F]	\$60,887	0.05%	\$62,812	\$60,887	0.01%	\$60,446	\$123,258
406	CMLTI 2007-AR1 [A]	\$70	0.00%	\$73	\$0	0.00%	\$0	\$73
407	CMLTI 2007-AR1 [F]	\$1	0.00%	\$1	\$0	0.00%	\$0	\$1
408	CMLTI 2007-SHL1 [A]	\$14,663	0.01%	\$15,126	\$0	0.00%	\$0	\$15,126
409	CMLTI 2007-SHL1 [F]	\$6,915	0.01%	\$7,133	\$0	0.00%	\$0	\$7,133
410	CSFB 2002-34 [FOUR]	\$678	0.00%	\$699	\$593	0.00%	\$588	\$1,288
411	CSFB 2002-34 [ONE]	\$6,315	0.00%	\$6,514	\$560	0.00%	\$556	\$7,071



	A	J	K	L	M	N	O	P
1	Name	GMACM Weighted Claim	GMACM Claim Share	GMACM Recovery	RFC Weighted Claim	RFC Claim Share	RFC Recovery	Total Recovery
412	CSFB 2002-34 [THREE]	\$1,387	0.00%	\$1,431	\$1,035	0.00%	\$1,028	\$2,459
413	CSFB 2002-34 [TWO]	\$925	0.00%	\$954	\$516	0.00%	\$512	\$1,466
414	CSFB 2002-AR33 [FIVE]	\$1,796	0.00%	\$1,852	\$45	0.00%	\$45	\$1,897
415	CSFB 2002-AR33 [FOUR]	\$147	0.00%	\$152	\$13	0.00%	\$13	\$165
416	CSFB 2002-AR33 [ONE]	\$215	0.00%	\$222	\$28	0.00%	\$27	\$249
417	CSFB 2002-AR33 [THREE]	\$1,863	0.00%	\$1,922	\$141	0.00%	\$140	\$2,062
418	CSFB 2002-AR33 [TWO]	\$111	0.00%	\$114	\$34	0.00%	\$34	\$149
419	CSFB 2003-23 [EIGHT]	\$233	0.00%	\$240	\$233	0.00%	\$231	\$471
420	CSFB 2003-23 [FIVE]	\$704	0.00%	\$727	\$704	0.00%	\$699	\$1,426
421	CSFB 2003-23 [FOUR]	\$428	0.00%	\$441	\$428	0.00%	\$425	\$866
422	CSFB 2003-23 [ONE]	\$1,648	0.00%	\$1,700	\$1,648	0.00%	\$1,636	\$3,337
423	CSFB 2003-23 [SEVEN]	\$179	0.00%	\$185	\$179	0.00%	\$178	\$363
424	CSFB 2003-23 [SIX]	\$546	0.00%	\$563	\$546	0.00%	\$542	\$1,105
425	CSFB 2003-23 [THREE]	\$1,437	0.00%	\$1,482	\$1,437	0.00%	\$1,427	\$2,909
426	CSFB 2003-23 [TWO]	\$778	0.00%	\$802	\$778	0.00%	\$772	\$1,575
427	CSFB 2005-10 [1]	\$3,525	0.00%	\$3,637	\$0	0.00%	\$0	\$3,637
428	CSFB 2005-10 [10]	\$30,002	0.02%	\$30,951	\$0	0.00%	\$0	\$30,951
429	CSFB 2005-10 [11]	\$2,926	0.00%	\$3,019	\$0	0.00%	\$0	\$3,019
430	CSFB 2005-10 [12]	\$1,713	0.00%	\$1,768	\$0	0.00%	\$0	\$1,768
431	CSFB 2005-10 [2]	\$4,232	0.00%	\$4,366	\$0	0.00%	\$0	\$4,366
432	CSFB 2005-10 [3]	\$22,082	0.02%	\$22,780	\$0	0.00%	\$0	\$22,780
433	CSFB 2005-10 [4]	\$18,524	0.01%	\$19,110	\$0	0.00%	\$0	\$19,110
434	CSFB 2005-10 [5]	\$31,562	0.02%	\$32,560	\$0	0.00%	\$0	\$32,560
435	CSFB 2005-10 [6]	\$18,302	0.01%	\$18,881	\$0	0.00%	\$0	\$18,881
436	CSFB 2005-10 [7]	\$301	0.00%	\$310	\$0	0.00%	\$0	\$310
437	CSFB 2005-10 [8]	\$6,489	0.01%	\$6,694	\$0	0.00%	\$0	\$6,694
438	CSFB 2005-10 [9]	\$7,074	0.01%	\$7,298	\$0	0.00%	\$0	\$7,298
439	CSFB 2005-11 [1]	\$7,206	0.01%	\$7,433	\$0	0.00%	\$0	\$7,433
440	CSFB 2005-11 [2]	\$8,423	0.01%	\$8,690	\$0	0.00%	\$0	\$8,690
441	CSFB 2005-11 [3]	\$5,513	0.00%	\$5,687	\$0	0.00%	\$0	\$5,687
442	CSFB 2005-11 [4]	\$10,557	0.01%	\$10,891	\$0	0.00%	\$0	\$10,891
443	CSFB 2005-11 [5]	\$2,441	0.00%	\$2,518	\$0	0.00%	\$0	\$2,518
444	CSFB 2005-11 [6]	\$4,339	0.00%	\$4,476	\$0	0.00%	\$0	\$4,476
445	CSFB 2005-11 [7]	\$9,096	0.01%	\$9,384	\$0	0.00%	\$0	\$9,384
446	CSFB 2005-11 [8]	\$5,031	0.00%	\$5,190	\$0	0.00%	\$0	\$5,190
447	CSFB 2005-12 [1]	\$14,785	0.01%	\$15,252	\$0	0.00%	\$0	\$15,252
448	CSFB 2005-12 [2]	\$19,308	0.02%	\$19,918	\$0	0.00%	\$0	\$19,918
449	CSFB 2005-12 [3]	\$34,040	0.03%	\$35,116	\$0	0.00%	\$0	\$35,116
450	CSFB 2005-12 [4]	\$48,044	0.04%	\$49,563	\$0	0.00%	\$0	\$49,563
451	CSFB 2005-12 [5]	\$15,803	0.01%	\$16,303	\$0	0.00%	\$0	\$16,303
452	CSFB 2005-12 [6]	\$21,845	0.02%	\$22,535	\$0	0.00%	\$0	\$22,535

	A	J	K	L	M	N	O	P
1	Name	GMACM Weighted Claim	GMACM Claim Share	GMACM Recovery	RFC Weighted Claim	RFC Claim Share	RFC Recovery	Total Recovery
453	CSFB 2005-12 [7]	\$27,477	0.02%	\$28,346	\$0	0.00%	\$0	\$28,346
454	CSFB 2005-12 [8]	\$3,276	0.00%	\$3,380	\$0	0.00%	\$0	\$3,380
455	CSFB 2005-3 [1]	\$18,122	0.01%	\$18,695	\$0	0.00%	\$0	\$18,695
456	CSFB 2005-3 [2]	\$11,498	0.01%	\$11,861	\$0	0.00%	\$0	\$11,861
457	CSFB 2005-3 [3]	\$40,405	0.03%	\$41,683	\$0	0.00%	\$0	\$41,683
458	CSFB 2005-3 [4]	\$1,543	0.00%	\$1,592	\$0	0.00%	\$0	\$1,592
459	CSFB 2005-3 [5]	\$4,818	0.00%	\$4,971	\$0	0.00%	\$0	\$4,971
460	CSFB 2005-3 [6]	\$14,199	0.01%	\$14,648	\$0	0.00%	\$0	\$14,648
461	CSFB 2005-3 [7]	\$8,388	0.01%	\$8,654	\$0	0.00%	\$0	\$8,654
462	CSFB 2005-4 [1]	\$10,937	0.01%	\$11,283	\$0	0.00%	\$0	\$11,283
463	CSFB 2005-4 [2]	\$35,265	0.03%	\$36,380	\$0	0.00%	\$0	\$36,380
464	CSFB 2005-4 [3]	\$21,570	0.02%	\$22,252	\$0	0.00%	\$0	\$22,252
465	CSFB 2005-5 [1]	\$1,055	0.00%	\$1,089	\$0	0.00%	\$0	\$1,089
466	CSFB 2005-5 [2]	\$5,034	0.00%	\$5,193	\$0	0.00%	\$0	\$5,193
467	CSFB 2005-5 [3]	\$3,319	0.00%	\$3,424	\$0	0.00%	\$0	\$3,424
468	CSFB 2005-5 [4]	\$2,909	0.00%	\$3,001	\$0	0.00%	\$0	\$3,001
469	CSFB 2005-5 [5]	\$685	0.00%	\$707	\$0	0.00%	\$0	\$707
470	CSFB 2005-5 [6]	\$1,265	0.00%	\$1,305	\$0	0.00%	\$0	\$1,305
471	CSFB 2005-5 [7]	\$1,736	0.00%	\$1,791	\$0	0.00%	\$0	\$1,791
472	CSFB 2005-6 [1]	\$44,807	0.03%	\$46,224	\$0	0.00%	\$0	\$46,224
473	CSFB 2005-6 [2]	\$1,728	0.00%	\$1,783	\$0	0.00%	\$0	\$1,783
474	CSFB 2005-6 [3]	\$1,990	0.00%	\$2,053	\$0	0.00%	\$0	\$2,053
475	CSFB 2005-6 [4]	\$2,630	0.00%	\$2,713	\$0	0.00%	\$0	\$2,713
476	CSFB 2005-6 [5]	\$19,540	0.02%	\$20,158	\$0	0.00%	\$0	\$20,158
477	CSFB 2005-6 [6]	\$13,650	0.01%	\$14,081	\$0	0.00%	\$0	\$14,081
478	CSFB 2005-6 [7]	\$13,088	0.01%	\$13,501	\$0	0.00%	\$0	\$13,501
479	CSFB 2005-6 [8]	\$2,552	0.00%	\$2,633	\$0	0.00%	\$0	\$2,633
480	CSFB 2005-6 [9]	\$4,317	0.00%	\$4,453	\$0	0.00%	\$0	\$4,453
481	CSFB 2005-8 [1]	\$20,841	0.02%	\$21,500	\$0	0.00%	\$0	\$21,500
482	CSFB 2005-8 [2]	\$12,093	0.01%	\$12,475	\$0	0.00%	\$0	\$12,475
483	CSFB 2005-8 [3]	\$17,835	0.01%	\$18,399	\$0	0.00%	\$0	\$18,399
484	CSFB 2005-8 [4]	\$8,521	0.01%	\$8,790	\$0	0.00%	\$0	\$8,790
485	CSFB 2005-8 [5]	\$20,219	0.02%	\$20,858	\$0	0.00%	\$0	\$20,858
486	CSFB 2005-8 [6]	\$1,019	0.00%	\$1,051	\$0	0.00%	\$0	\$1,051
487	CSFB 2005-8 [7]	\$23,738	0.02%	\$24,488	\$0	0.00%	\$0	\$24,488
488	CSFB 2005-8 [8]	\$20,518	0.02%	\$21,166	\$0	0.00%	\$0	\$21,166
489	CSFB 2005-8 [9]	\$17,393	0.01%	\$17,943	\$0	0.00%	\$0	\$17,943
490	CSFB 2005-9 [1]	\$12,961	0.01%	\$13,370	\$0	0.00%	\$0	\$13,370
491	CSFB 2005-9 [2]	\$9,325	0.01%	\$9,620	\$0	0.00%	\$0	\$9,620
492	CSFB 2005-9 [3]	\$18,971	0.01%	\$19,571	\$0	0.00%	\$0	\$19,571
493	CSFB 2005-9 [4]	\$10,884	0.01%	\$11,228	\$0	0.00%	\$0	\$11,228

	A	J	K	L	M	N	O	P
1	Name	GMACM Weighted Claim	GMACM Claim Share	GMACM Recovery	RFC Weighted Claim	RFC Claim Share	RFC Recovery	Total Recovery
494	CSFB 2005-9 [5]	\$30,327	0.02%	\$31,286	\$0	0.00%	\$0	\$31,286
495	CSMC 2006-1 [1]	\$1,448	0.00%	\$1,494	\$0	0.00%	\$0	\$1,494
496	CSMC 2006-1 [2]	\$648	0.00%	\$668	\$0	0.00%	\$0	\$668
497	CSMC 2006-1 [3]	\$518	0.00%	\$534	\$0	0.00%	\$0	\$534
498	CSMC 2006-1 [4]	\$305	0.00%	\$315	\$0	0.00%	\$0	\$315
499	CSMC 2006-1 [5]	\$1,312	0.00%	\$1,354	\$0	0.00%	\$0	\$1,354
500	CSMC 2006-8 [1]	\$35,699	0.03%	\$36,828	\$0	0.00%	\$0	\$36,828
501	CSMC 2006-8 [2]	\$1,486	0.00%	\$1,533	\$0	0.00%	\$0	\$1,533
502	CSMC 2006-9 [1]	\$1,238	0.00%	\$1,277	\$0	0.00%	\$0	\$1,277
503	CSMC 2006-9 [2A]	\$840	0.00%	\$867	\$0	0.00%	\$0	\$867
504	CSMC 2006-9 [2B]	\$750	0.00%	\$774	\$0	0.00%	\$0	\$774
505	CSMC 2007-6 [Total]	\$16,622	0.01%	\$17,148	\$0	0.00%	\$0	\$17,148
506	CSMC 2007-7 [1]	\$2,088	0.00%	\$2,154	\$0	0.00%	\$0	\$2,154
507	CSMC 2007-7 [2]	\$708	0.00%	\$730	\$0	0.00%	\$0	\$730
508	CSMC 2007-7 [3]	\$124	0.00%	\$128	\$0	0.00%	\$0	\$128
509	DBALT 2003-2XS [Total]	\$29,435	0.02%	\$30,366	\$0	0.00%	\$0	\$30,366
510	DBALT 2003-4XS [Total]	\$0	0.00%	\$0	\$0	0.00%	\$0	\$0
511	DBALT 2005-3 [1]	\$80	0.00%	\$83	\$0	0.00%	\$0	\$83
512	DBALT 2005-3 [2]	\$77	0.00%	\$80	\$0	0.00%	\$0	\$80
513	DBALT 2005-3 [3]	\$57	0.00%	\$59	\$0	0.00%	\$0	\$59
514	DBALT 2005-3 [4]	\$1,012	0.00%	\$1,044	\$0	0.00%	\$0	\$1,044
515	DBALT 2005-3 [5]	\$121	0.00%	\$124	\$0	0.00%	\$0	\$124
516	DBALT 2005-4 [Total]	\$30,202	0.02%	\$31,157	\$0	0.00%	\$0	\$31,157
517	DBALT 2005-5 [1]	\$39,251	0.03%	\$40,492	\$0	0.00%	\$0	\$40,492
518	DBALT 2005-5 [2]	\$31,333	0.02%	\$32,324	\$0	0.00%	\$0	\$32,324
519	DBALT 2005-6 [1]	\$40,028	0.03%	\$41,294	\$0	0.00%	\$0	\$41,294
520	DBALT 2005-6 [2]	\$52,056	0.04%	\$53,702	\$0	0.00%	\$0	\$53,702
521	DBALT 2005-AR1 [1]	\$28,151	0.02%	\$29,041	\$0	0.00%	\$0	\$29,041
522	DBALT 2005-AR1 [2]	\$9,306	0.01%	\$9,601	\$0	0.00%	\$0	\$9,601
523	DBALT 2005-AR2 [1]	\$7,615	0.01%	\$7,856	\$4,793	0.00%	\$4,759	\$12,614
524	DBALT 2005-AR2 [2]	\$3,736	0.00%	\$3,854	\$2,351	0.00%	\$2,334	\$6,188
525	DBALT 2005-AR2 [3]	\$3,508	0.00%	\$3,619	\$2,208	0.00%	\$2,192	\$5,810
526	DBALT 2005-AR2 [4]	\$7,236	0.01%	\$7,465	\$4,555	0.00%	\$4,522	\$11,987
527	DBALT 2005-AR2 [5]	\$5,325	0.00%	\$5,493	\$3,352	0.00%	\$3,328	\$8,821
528	DBALT 2005-AR2 [6]	\$2,693	0.00%	\$2,778	\$1,695	0.00%	\$1,683	\$4,461
529	DBALT 2005-AR2 [7]	\$2,237	0.00%	\$2,308	\$1,408	0.00%	\$1,398	\$3,705
530	DBALT 2006-AB1 [Total]	\$0	0.00%	\$0	\$0	0.00%	\$0	\$0
531	DBALT 2006-AB2 [Total]	\$14,436	0.01%	\$14,892	\$0	0.00%	\$0	\$14,892
532	DBALT 2006-AB3 [Total]	\$0	0.00%	\$0	\$0	0.00%	\$0	\$0
533	DBALT 2006-AB4 [Total]	\$0	0.00%	\$0	\$0	0.00%	\$0	\$0
534	DBALT 2006-AF1 [A]	\$121,412	0.09%	\$125,250	\$0	0.00%	\$0	\$125,250

	A	J	K	L	M	N	O	P
1	GMACM Weighted							
	Name	Claim	GMACM Claim Share	GMACM Recovery	RFC Weighted Claim	RFC Claim Share	RFC Recovery	Total Recovery
535	DBALT 2006-AF1 [F]	\$38,435	0.03%	\$39,650	\$0	0.00%	\$0	\$39,650
536	DBALT 2006-AR1 [1]	\$60,258	0.05%	\$62,164	\$0	0.00%	\$0	\$62,164
537	DBALT 2006-AR1 [2]	\$6,859	0.01%	\$7,076	\$0	0.00%	\$0	\$7,076
538	DBALT 2006-AR1 [3]	\$19,379	0.02%	\$19,992	\$0	0.00%	\$0	\$19,992
539	DBALT 2006-AR1 [4]	\$9,689	0.01%	\$9,995	\$0	0.00%	\$0	\$9,995
540	DBALT 2006-AR1 [5]	\$3,762	0.00%	\$3,881	\$0	0.00%	\$0	\$3,881
541	DBALT 2006-AR2 [Total]	\$104,986	0.08%	\$108,306	\$0	0.00%	\$0	\$108,306
542	DBALT 2006-AR3 [Total]	\$488,221	0.38%	\$503,658	\$0	0.00%	\$0	\$503,658
543	DBALT 2006-AR4 [Total]	\$112	0.00%	\$116	\$36	0.00%	\$36	\$151
544	DBALT 2006-AR5 [I]	\$412,396	0.32%	\$425,435	\$0	0.00%	\$0	\$425,435
545	DBALT 2006-AR5 [II1]	\$9,212	0.01%	\$9,504	\$0	0.00%	\$0	\$9,504
546	DBALT 2006-AR5 [II2]	\$11,191	0.01%	\$11,545	\$0	0.00%	\$0	\$11,545
547	DBALT 2006-AR5 [II3]	\$17,920	0.01%	\$18,487	\$0	0.00%	\$0	\$18,487
548	DBALT 2006-AR6 [Total]	\$587,334	0.46%	\$605,904	\$0	0.00%	\$0	\$605,904
549	DBALT 2006-OA1 [Total]	\$25,097	0.02%	\$25,891	\$0	0.00%	\$0	\$25,891
550	DBALT 2007-1 [IA]	\$199,687	0.16%	\$206,001	\$0	0.00%	\$0	\$206,001
551	DBALT 2007-1 [IF]	\$203,903	0.16%	\$210,350	\$0	0.00%	\$0	\$210,350
552	DBALT 2007-1 [IIA]	\$23,365	0.02%	\$24,104	\$0	0.00%	\$0	\$24,104
553	DBALT 2007-1 [IIF]	\$16,469	0.01%	\$16,990	\$0	0.00%	\$0	\$16,990
554	DBALT 2007-2 [1A]	\$10,593	0.01%	\$10,928	\$0	0.00%	\$0	\$10,928
555	DBALT 2007-2 [1F]	\$3,446	0.00%	\$3,555	\$0	0.00%	\$0	\$3,555
556	DBALT 2007-2 [2A]	\$9,770	0.01%	\$10,078	\$0	0.00%	\$0	\$10,078
557	DBALT 2007-2 [2F]	\$8,907	0.01%	\$9,189	\$0	0.00%	\$0	\$9,189
558	DBALT 2007-3 [1]	\$118,392	0.09%	\$122,135	\$0	0.00%	\$0	\$122,135
559	DBALT 2007-3 [2]	\$273,873	0.21%	\$282,532	\$0	0.00%	\$0	\$282,532
560	DBALT 2007-4 [I]	\$6,745	0.01%	\$6,959	\$0	0.00%	\$0	\$6,959
561	DBALT 2007-4 [II]	\$6,479	0.01%	\$6,684	\$0	0.00%	\$0	\$6,684
562	DBALT 2007-AB1 [Total]	\$12,804	0.01%	\$13,209	\$0	0.00%	\$0	\$13,209
563	DBALT 2007-AR1 [Total]	\$2,776	0.00%	\$2,864	\$0	0.00%	\$0	\$2,864
564	DBALT 2007-AR2 [Total]	\$87,269	0.07%	\$90,029	\$0	0.00%	\$0	\$90,029
565	DBALT 2007-AR3 [I]	\$0	0.00%	\$0	\$0	0.00%	\$0	\$0
566	DBALT 2007-AR3 [IIA]	\$189,132	0.15%	\$195,112	\$0	0.00%	\$0	\$195,112
567	DBALT 2007-AR3 [IIF]	\$45,574	0.04%	\$47,015	\$0	0.00%	\$0	\$47,015
568	DBALT 2007-BAR1 [A]	\$3,683	0.00%	\$3,799	\$0	0.00%	\$0	\$3,799
569	DBALT 2007-BAR1 [F]	\$3,265	0.00%	\$3,368	\$0	0.00%	\$0	\$3,368
570	DBALT 2007-OA1 [Total]	\$0	0.00%	\$0	\$1,133	0.00%	\$1,125	\$1,125
571	DBALT 2007-OA2 [Total]	\$28,338	0.02%	\$29,234	\$0	0.00%	\$0	\$29,234
572	DBALT 2007-OA3 [1]	\$35,069	0.03%	\$36,177	\$0	0.00%	\$0	\$36,177
573	DBALT 2007-OA3 [2]	\$81,056	0.06%	\$83,619	\$0	0.00%	\$0	\$83,619
574	DBALT 2007-OA3 [3]	\$12,839	0.01%	\$13,245	\$0	0.00%	\$0	\$13,245
575	DBALT 2007-OA3 [4]	\$54,210	0.04%	\$55,924	\$0	0.00%	\$0	\$55,924

	A	J	K	L	M	N	O	P
1	Name	GMACM Weighted Claim	GMACM Claim Share	GMACM Recovery	RFC Weighted Claim	RFC Claim Share	RFC Recovery	Total Recovery
576	DBALT 2007-OA4 [1]	\$113,181	0.09%	\$116,759	\$0	0.00%	\$0	\$116,759
577	DBALT 2007-OA4 [2]	\$13,991	0.01%	\$14,433	\$0	0.00%	\$0	\$14,433
578	DBALT 2007-OA4 [3]	\$18,371	0.01%	\$18,952	\$0	0.00%	\$0	\$18,952
579	DBALT 2007-OA5 [Total]	\$142,719	0.11%	\$147,231	\$0	0.00%	\$0	\$147,231
580	DBALT 2007-RMP1 [A]	\$0	0.00%	\$0	\$26,508	0.00%	\$26,316	\$26,316
581	DBALT 2007-RMP1 [F]	\$0	0.00%	\$0	\$78,434	0.01%	\$77,866	\$77,866
582	DMSI 2004-1 [ONE]	\$2,654	0.00%	\$2,738	\$0	0.00%	\$0	\$2,738
583	DMSI 2004-1 [THREE]	\$12,929	0.01%	\$13,337	\$0	0.00%	\$0	\$13,337
584	DMSI 2004-1 [TWO]	\$4,830	0.00%	\$4,983	\$0	0.00%	\$0	\$4,983
585	DMSI 2004-2 [Total]	\$7,078	0.01%	\$7,302	\$0	0.00%	\$0	\$7,302
586	DMSI 2004-4 [1]	\$1,210	0.00%	\$1,248	\$0	0.00%	\$0	\$1,248
587	DMSI 2004-4 [21]	\$995	0.00%	\$1,026	\$0	0.00%	\$0	\$1,026
588	DMSI 2004-4 [22]	\$875	0.00%	\$902	\$0	0.00%	\$0	\$902
589	DMSI 2004-4 [3]	\$585	0.00%	\$603	\$0	0.00%	\$0	\$603
590	DMSI 2004-4 [4]	\$308	0.00%	\$317	\$0	0.00%	\$0	\$317
591	DMSI 2004-4 [5]	\$319	0.00%	\$329	\$0	0.00%	\$0	\$329
592	DMSI 2004-4 [6]	\$146	0.00%	\$151	\$0	0.00%	\$0	\$151
593	DMSI 2004-4 [71]	\$229	0.00%	\$236	\$0	0.00%	\$0	\$236
594	DMSI 2004-4 [72]	\$639	0.00%	\$659	\$0	0.00%	\$0	\$659
595	DMSI 2004-5 [Total]	\$33,125	0.03%	\$34,173	\$33,125	0.01%	\$32,885	\$67,058
596	FMRMT 2003-A [Total]	\$160,008	0.12%	\$165,068	\$928	0.00%	\$921	\$165,989
597	FNBA 2004-AR1 [Total]	\$34,860	0.03%	\$35,962	\$0	0.00%	\$0	\$35,962
598	FNR 2002-66 [FIVE]	\$0	0.00%	\$0	\$0	0.00%	\$0	\$0
599	FNR 2002-66 [FOUR]	\$0	0.00%	\$0	\$0	0.00%	\$0	\$0
600	FNR 2002-66 [ONE]	\$0	0.00%	\$0	\$0	0.00%	\$0	\$0
601	GMACM 2000-HE2 [1HEL]	\$0	0.00%	\$0	\$0	0.00%	\$0	\$0
602	GMACM 2000-HE2 [1HELOC]	\$0	0.00%	\$0	\$0	0.00%	\$0	\$0
603	GMACM 2000-HE2 [2HEL]	\$0	0.00%	\$0	\$0	0.00%	\$0	\$0
604	GMACM 2000-HE2 [2HELOC]	\$0	0.00%	\$0	\$0	0.00%	\$0	\$0
605	GMACM 2000-HE4 [1HEL]	\$0	0.00%	\$0	\$0	0.00%	\$0	\$0
606	GMACM 2000-HE4 [1HELOC]	\$0	0.00%	\$0	\$0	0.00%	\$0	\$0
607	GMACM 2000-HE4 [2HEL]	\$0	0.00%	\$0	\$0	0.00%	\$0	\$0
608	GMACM 2000-HE4 [2HELOC]	\$0	0.00%	\$0	\$0	0.00%	\$0	\$0
609	GMACM 2001-HE2 [1AHEL]	\$21,027	0.02%	\$21,692	\$0	0.00%	\$0	\$21,692
610	GMACM 2001-HE2 [1AHELOC]	\$40,709	0.03%	\$41,996	\$0	0.00%	\$0	\$41,996
611	GMACM 2001-HE2 [1BHEL]	\$21,905	0.02%	\$22,598	\$0	0.00%	\$0	\$22,598
612	GMACM 2001-HE2 [1BHELOC]	\$41,152	0.03%	\$42,453	\$0	0.00%	\$0	\$42,453
613	GMACM 2001-HE2 [2A]	\$17,433	0.01%	\$17,984	\$0	0.00%	\$0	\$17,984
614	GMACM 2001-HE2 [2B]	\$43,161	0.03%	\$44,526	\$0	0.00%	\$0	\$44,526
615	GMACM 2001-HE3 [1]	\$66,346	0.05%	\$68,444	\$0	0.00%	\$0	\$68,444
616	GMACM 2001-HE3 [2]	\$46,189	0.04%	\$47,650	\$0	0.00%	\$0	\$47,650

	A	J	K	L	M	N	O	P
1	GMACM Weighted							
	Name	Claim	GMACM Claim Share	GMACM Recovery	RFC Weighted Claim	RFC Claim Share	RFC Recovery	Total Recovery
617	GMACM 2001-HLT1 [1]	\$596,963	0.47%	\$615,837	\$0	0.00%	\$0	\$615,837
618	GMACM 2001-HLT1 [2]	\$670	0.00%	\$692	\$0	0.00%	\$0	\$692
619	GMACM 2001-HLT2 [1]	\$342,695	0.27%	\$353,530	\$0	0.00%	\$0	\$353,530
620	GMACM 2001-HLT2 [2]	\$7,735	0.01%	\$7,980	\$0	0.00%	\$0	\$7,980
621	GMACM 2002-HE1 [1]	\$44,984	0.04%	\$46,406	\$0	0.00%	\$0	\$46,406
622	GMACM 2002-HE1 [2]	\$99,645	0.08%	\$102,795	\$0	0.00%	\$0	\$102,795
623	GMACM 2002-HE1 [3]	\$12,273	0.01%	\$12,661	\$0	0.00%	\$0	\$12,661
624	GMACM 2002-HE1 [4]	\$90,389	0.07%	\$93,247	\$0	0.00%	\$0	\$93,247
625	GMACM 2002-HE3 [Total]	\$0	0.00%	\$0	\$0	0.00%	\$0	\$0
626	GMACM 2002-HE4 [Total]	\$177,082	0.14%	\$182,681	\$0	0.00%	\$0	\$182,681
627	GMACM 2002-HLT1 [1]	\$411,060	0.32%	\$424,057	\$0	0.00%	\$0	\$424,057
628	GMACM 2002-HLT1 [2]	\$1,384	0.00%	\$1,428	\$0	0.00%	\$0	\$1,428
629	GMACM 2003-AR1 [1]	\$44,286	0.03%	\$45,686	\$0	0.00%	\$0	\$45,686
630	GMACM 2003-AR1 [2]	\$34,137	0.03%	\$35,216	\$0	0.00%	\$0	\$35,216
631	GMACM 2003-AR2 [1]	\$3,302	0.00%	\$3,407	\$0	0.00%	\$0	\$3,407
632	GMACM 2003-AR2 [2]	\$26,797	0.02%	\$27,645	\$0	0.00%	\$0	\$27,645
633	GMACM 2003-AR2 [3]	\$20,482	0.02%	\$21,129	\$0	0.00%	\$0	\$21,129
634	GMACM 2003-AR2 [4]	\$27,131	0.02%	\$27,989	\$0	0.00%	\$0	\$27,989
635	GMACM 2003-GH1 [1]	\$221,272	0.17%	\$228,268	\$0	0.00%	\$0	\$228,268
636	GMACM 2003-GH1 [2]	\$25,808	0.02%	\$26,624	\$0	0.00%	\$0	\$26,624
637	GMACM 2003-GH1 [3]	\$13,051	0.01%	\$13,464	\$0	0.00%	\$0	\$13,464
638	GMACM 2003-GH2 [1A]	\$24,293	0.02%	\$25,062	\$0	0.00%	\$0	\$25,062
639	GMACM 2003-GH2 [1F]	\$203,055	0.16%	\$209,475	\$0	0.00%	\$0	\$209,475
640	GMACM 2003-GH2 [2A]	\$30,548	0.02%	\$31,514	\$0	0.00%	\$0	\$31,514
641	GMACM 2003-GH2 [2F]	\$126,661	0.10%	\$130,666	\$0	0.00%	\$0	\$130,666
642	GMACM 2003-HE1 [Total]	\$711,325	0.56%	\$733,816	\$0	0.00%	\$0	\$733,816
643	GMACM 2003-HE2 [Total]	\$146,401	0.11%	\$151,030	\$0	0.00%	\$0	\$151,030
644	GMACM 2003-J10 [Total]	\$6,100	0.00%	\$6,293	\$0	0.00%	\$0	\$6,293
645	GMACM 2003-J5 [Total]	\$6,118	0.00%	\$6,311	\$0	0.00%	\$0	\$6,311
646	GMACM 2003-J6 [Total]	\$29,522	0.02%	\$30,456	\$0	0.00%	\$0	\$30,456
647	GMACM 2003-J7 [Total]	\$35,632	0.03%	\$36,759	\$0	0.00%	\$0	\$36,759
648	GMACM 2003-J8 [Total]	\$49,980	0.04%	\$51,561	\$0	0.00%	\$0	\$51,561
649	GMACM 2003-J9 [Total]	\$49,563	0.04%	\$51,130	\$0	0.00%	\$0	\$51,130
650	GMACM 2004-AR1 [I1]	\$23,152	0.02%	\$23,884	\$0	0.00%	\$0	\$23,884
651	GMACM 2004-AR1 [I2]	\$176,500	0.14%	\$182,080	\$0	0.00%	\$0	\$182,080
652	GMACM 2004-AR1 [I3]	\$17,401	0.01%	\$17,951	\$0	0.00%	\$0	\$17,951
653	GMACM 2004-AR1 [I4]	\$51,154	0.04%	\$52,772	\$0	0.00%	\$0	\$52,772
654	GMACM 2004-AR1 [II1]	\$4,513	0.00%	\$4,656	\$0	0.00%	\$0	\$4,656
655	GMACM 2004-AR1 [II2]	\$46,517	0.04%	\$47,987	\$0	0.00%	\$0	\$47,987
656	GMACM 2004-AR1 [II3]	\$4,148	0.00%	\$4,279	\$0	0.00%	\$0	\$4,279
657	GMACM 2004-AR1 [II4]	\$25,096	0.02%	\$25,889	\$0	0.00%	\$0	\$25,889

	A	J	K	L	M	N	O	P
1	GMACM Weighted							
	Name	Claim	GMACM Claim Share	GMACM Recovery	RFC Weighted Claim	RFC Claim Share	RFC Recovery	Total Recovery
658	GMACM 2004-AR2 [1]	\$18,211	0.01%	\$18,786	\$0	0.00%	\$0	\$18,786
659	GMACM 2004-AR2 [2]	\$72,464	0.06%	\$74,756	\$0	0.00%	\$0	\$74,756
660	GMACM 2004-AR2 [3]	\$196,325	0.15%	\$202,533	\$0	0.00%	\$0	\$202,533
661	GMACM 2004-AR2 [4]	\$31,333	0.02%	\$32,324	\$0	0.00%	\$0	\$32,324
662	GMACM 2004-AR2 [5]	\$33,892	0.03%	\$34,963	\$0	0.00%	\$0	\$34,963
663	GMACM 2004-GH1 [Total]	\$471,482	0.37%	\$486,389	\$0	0.00%	\$0	\$486,389
664	GMACM 2004-HE1 [Total]	\$3,947,506	3.08%	\$4,072,318	\$0	0.00%	\$0	\$4,072,318
665	GMACM 2004-HE2 [Total]	\$54,827	0.04%	\$56,561	\$0	0.00%	\$0	\$56,561
666	GMACM 2004-HE3 [Total]	\$0	0.00%	\$0	\$0	0.00%	\$0	\$0
667	GMACM 2004-HE4 [Total]	\$0	0.00%	\$0	\$0	0.00%	\$0	\$0
668	GMACM 2004-HE5 [Total]	\$643,146	0.50%	\$663,481	\$0	0.00%	\$0	\$663,481
669	GMACM 2004-HLTV1 [1]	\$931,438	0.73%	\$960,888	\$0	0.00%	\$0	\$960,888
670	GMACM 2004-J1 [Total]	\$95,711	0.07%	\$98,737	\$0	0.00%	\$0	\$98,737
671	GMACM 2004-J2 [Total]	\$140,582	0.11%	\$145,027	\$0	0.00%	\$0	\$145,027
672	GMACM 2004-J3 [Total]	\$110,323	0.09%	\$113,811	\$0	0.00%	\$0	\$113,811
673	GMACM 2004-J4 [Total]	\$198,569	0.16%	\$204,847	\$0	0.00%	\$0	\$204,847
674	GMACM 2004-J5 [Total]	\$163,418	0.13%	\$168,585	\$0	0.00%	\$0	\$168,585
675	GMACM 2004-J6 [1]	\$32,750	0.03%	\$33,786	\$0	0.00%	\$0	\$33,786
676	GMACM 2004-J6 [2]	\$65,748	0.05%	\$67,827	\$0	0.00%	\$0	\$67,827
677	GMACM 2004-VF1 [1]	\$0	0.00%	\$0	\$0	0.00%	\$0	\$0
678	GMACM 2004-VF1 [2]	\$0	0.00%	\$0	\$0	0.00%	\$0	\$0
679	GMACM 2005-AA1 [1]	\$634,774	0.50%	\$654,844	\$0	0.00%	\$0	\$654,844
680	GMACM 2005-AA1 [2]	\$215,229	0.17%	\$222,034	\$0	0.00%	\$0	\$222,034
681	GMACM 2005-AF1 [Total]	\$663,182	0.52%	\$684,150	\$0	0.00%	\$0	\$684,150
682	GMACM 2005-AF2 [Total]	\$1,675,595	1.31%	\$1,728,574	\$0	0.00%	\$0	\$1,728,574
683	GMACM 2005-AR1 [1]	\$74,639	0.06%	\$76,999	\$0	0.00%	\$0	\$76,999
684	GMACM 2005-AR1 [2]	\$154,874	0.12%	\$159,771	\$0	0.00%	\$0	\$159,771
685	GMACM 2005-AR1 [3]	\$230,155	0.18%	\$237,432	\$0	0.00%	\$0	\$237,432
686	GMACM 2005-AR1 [4]	\$25,254	0.02%	\$26,053	\$0	0.00%	\$0	\$26,053
687	GMACM 2005-AR1 [5]	\$104,286	0.08%	\$107,584	\$0	0.00%	\$0	\$107,584
688	GMACM 2005-AR2 [1]	\$65,587	0.05%	\$67,661	\$0	0.00%	\$0	\$67,661
689	GMACM 2005-AR2 [2]	\$630,393	0.49%	\$650,325	\$0	0.00%	\$0	\$650,325
690	GMACM 2005-AR2 [3]	\$70,234	0.05%	\$72,454	\$0	0.00%	\$0	\$72,454
691	GMACM 2005-AR2 [4]	\$170,525	0.13%	\$175,916	\$0	0.00%	\$0	\$175,916
692	GMACM 2005-AR3 [1]	\$49,893	0.04%	\$51,471	\$0	0.00%	\$0	\$51,471
693	GMACM 2005-AR3 [2]	\$280,887	0.22%	\$289,768	\$0	0.00%	\$0	\$289,768
694	GMACM 2005-AR3 [3]	\$357,342	0.28%	\$368,641	\$0	0.00%	\$0	\$368,641
695	GMACM 2005-AR3 [4]	\$150,362	0.12%	\$155,117	\$0	0.00%	\$0	\$155,117
696	GMACM 2005-AR3 [5]	\$185,330	0.14%	\$191,190	\$0	0.00%	\$0	\$191,190
697	GMACM 2005-AR4 [1]	\$38,288	0.03%	\$39,499	\$0	0.00%	\$0	\$39,499
698	GMACM 2005-AR4 [2]	\$156,445	0.12%	\$161,392	\$0	0.00%	\$0	\$161,392

	A	J	K	L	M	N	O	P
1	GMACM Weighted							
	Name	Claim	GMACM Claim Share	GMACM Recovery	RFC Weighted Claim	RFC Claim Share	RFC Recovery	Total Recovery
699	GMACM 2005-AR4 [3]	\$413,112	0.32%	\$426,174	\$0	0.00%	\$0	\$426,174
700	GMACM 2005-AR4 [4]	\$97,646	0.08%	\$100,733	\$0	0.00%	\$0	\$100,733
701	GMACM 2005-AR4 [5]	\$142,508	0.11%	\$147,014	\$0	0.00%	\$0	\$147,014
702	GMACM 2005-AR5 [1]	\$84,557	0.07%	\$87,231	\$0	0.00%	\$0	\$87,231
703	GMACM 2005-AR5 [2]	\$231,039	0.18%	\$238,344	\$0	0.00%	\$0	\$238,344
704	GMACM 2005-AR5 [3]	\$505,436	0.39%	\$521,417	\$0	0.00%	\$0	\$521,417
705	GMACM 2005-AR5 [4]	\$221,942	0.17%	\$228,959	\$0	0.00%	\$0	\$228,959
706	GMACM 2005-AR5 [5]	\$380,555	0.30%	\$392,588	\$0	0.00%	\$0	\$392,588
707	GMACM 2005-AR6 [1]	\$138,111	0.11%	\$142,477	\$0	0.00%	\$0	\$142,477
708	GMACM 2005-AR6 [2]	\$740,504	0.58%	\$763,917	\$0	0.00%	\$0	\$763,917
709	GMACM 2005-AR6 [3]	\$320,941	0.25%	\$331,089	\$0	0.00%	\$0	\$331,089
710	GMACM 2005-AR6 [4]	\$521,637	0.41%	\$538,130	\$0	0.00%	\$0	\$538,130
711	GMACM 2005-HE1 [Total]	\$6,167,842	4.82%	\$6,362,857	\$0	0.00%	\$0	\$6,362,857
712	GMACM 2005-HE2 [Total]	\$1,606,880	1.26%	\$1,657,687	\$0	0.00%	\$0	\$1,657,687
713	GMACM 2005-HE3 [Total]	\$5,701,378	4.45%	\$5,881,644	\$0	0.00%	\$0	\$5,881,644
714	GMACM 2005-J1 [Total]	\$615,470	0.48%	\$634,930	\$0	0.00%	\$0	\$634,930
715	GMACM 2006-AR1 [1]	\$865,674	0.68%	\$893,045	\$0	0.00%	\$0	\$893,045
716	GMACM 2006-AR1 [2]	\$309,385	0.24%	\$319,167	\$0	0.00%	\$0	\$319,167
717	GMACM 2006-AR1 [3]	\$252,377	0.20%	\$260,356	\$0	0.00%	\$0	\$260,356
718	GMACM 2006-AR2 [1]	\$54,714	0.04%	\$56,444	\$0	0.00%	\$0	\$56,444
719	GMACM 2006-AR2 [2]	\$612,081	0.48%	\$631,433	\$0	0.00%	\$0	\$631,433
720	GMACM 2006-AR2 [3]	\$210,339	0.16%	\$216,989	\$0	0.00%	\$0	\$216,989
721	GMACM 2006-AR2 [4]	\$93,409	0.07%	\$96,362	\$0	0.00%	\$0	\$96,362
722	GMACM 2006-AR2 [5]	\$150,641	0.12%	\$155,403	\$0	0.00%	\$0	\$155,403
723	GMACM 2006-HE1 [F]	\$5,079,341	3.97%	\$5,239,939	\$0	0.00%	\$0	\$5,239,939
724	GMACM 2006-HE1 [H]	\$8,702,210	6.80%	\$8,977,356	\$0	0.00%	\$0	\$8,977,356
725	GMACM 2006-HE2 [Total]	\$3,776,901	2.95%	\$3,896,318	\$0	0.00%	\$0	\$3,896,318
726	GMACM 2006-HE3 [Total]	\$6,617,995	5.17%	\$6,827,242	\$0	0.00%	\$0	\$6,827,242
727	GMACM 2006-HE4 [Total]	\$0	0.00%	\$0	\$0	0.00%	\$0	\$0
728	GMACM 2006-HE5 [1]	\$6,026,874	4.71%	\$6,217,431	\$0	0.00%	\$0	\$6,217,431
729	GMACM 2006-HE5 [2]	\$4,688,221	3.66%	\$4,836,453	\$0	0.00%	\$0	\$4,836,453
730	GMACM 2006-HLTV1 [Total]	\$2,406,772	1.88%	\$2,482,869	\$0	0.00%	\$0	\$2,482,869
731	GMACM 2006-J1 [Total]	\$923,784	0.72%	\$952,992	\$0	0.00%	\$0	\$952,992
732	GMACM 2007-HE1 [Total]	\$0	0.00%	\$0	\$0	0.00%	\$0	\$0
733	GMACM 2007-HE2 [Total]	\$12,330,744	9.63%	\$12,720,617	\$0	0.00%	\$0	\$12,720,617
734	GMACM 2007-HE3 [1]	\$2,055,930	1.61%	\$2,120,935	\$0	0.00%	\$0	\$2,120,935
735	GMACM 2007-HE3 [2]	\$3,586,845	2.80%	\$3,700,254	\$0	0.00%	\$0	\$3,700,254
736	GMACM 2010-1 [Total]	\$845,616	0.66%	\$872,353	\$0	0.00%	\$0	\$872,353
737	GMACM 2010-2 [Total]	\$3,217,793	2.51%	\$3,319,533	\$0	0.00%	\$0	\$3,319,533
738	GPMF 2005-HE4 [1]	\$13,827	0.01%	\$14,264	\$0	0.00%	\$0	\$14,264
739	GPMF 2005-HE4 [2]	\$27,931	0.02%	\$28,814	\$0	0.00%	\$0	\$28,814



	A	J	K	L	M	N	O	P
1	Name	GMACM Weighted Claim	GMACM Claim Share	GMACM Recovery	RFC Weighted Claim	RFC Claim Share	RFC Recovery	Total Recovery
740	GPMF 2006-AR4 [P0]	\$1,353	0.00%	\$1,395	\$0	0.00%	\$0	\$1,395
741	GPMF 2006-AR4 [P1]	\$1,594	0.00%	\$1,645	\$0	0.00%	\$0	\$1,645
742	GPMF 2006-AR4 [P2LT3]	\$21	0.00%	\$22	\$0	0.00%	\$0	\$22
743	GPMF 2006-AR4 [P3GT]	\$2,640	0.00%	\$2,723	\$0	0.00%	\$0	\$2,723
744	GPMF 2006-AR5 [1_A1]	\$157	0.00%	\$162	\$0	0.00%	\$0	\$162
745	GPMF 2006-AR5 [1_A2]	\$236	0.00%	\$243	\$0	0.00%	\$0	\$243
746	GPMF 2006-AR5 [1_A3]	\$2	0.00%	\$2	\$0	0.00%	\$0	\$2
747	GPMF 2006-AR5 [1_A4]	\$205	0.00%	\$211	\$0	0.00%	\$0	\$211
748	GPMF 2006-AR5 [2_A1]	\$7	0.00%	\$7	\$0	0.00%	\$0	\$7
749	GPMF 2006-AR5 [2_A4]	\$126	0.00%	\$130	\$0	0.00%	\$0	\$130
750	GPMF 2006-AR6 [1_NOPP]	\$22	0.00%	\$22	\$0	0.00%	\$0	\$22
751	GPMF 2006-AR6 [1_PP1YR]	\$28	0.00%	\$29	\$0	0.00%	\$0	\$29
752	GPMF 2006-AR6 [1_PP2YR]	\$0	0.00%	\$0	\$0	0.00%	\$0	\$0
753	GPMF 2006-AR6 [1_PP3YR]	\$25	0.00%	\$26	\$0	0.00%	\$0	\$26
754	GPMF 2006-AR6 [2_NOPP]	\$1	0.00%	\$1	\$0	0.00%	\$0	\$1
755	GPMF 2006-AR6 [2_PP1YR]	\$0	0.00%	\$0	\$0	0.00%	\$0	\$0
756	GPMF 2006-AR6 [2_PP3YR]	\$19	0.00%	\$20	\$0	0.00%	\$0	\$20
757	GPMF 2006-AR7 [1_NOPP]	\$0	0.00%	\$0	\$0	0.00%	\$0	\$0
758	GPMF 2006-AR7 [1_PP1YR]	\$0	0.00%	\$0	\$0	0.00%	\$0	\$0
759	GPMF 2006-AR7 [1_PP2YR]	\$0	0.00%	\$0	\$0	0.00%	\$0	\$0
760	GPMF 2006-AR7 [1_PP3YR]	\$0	0.00%	\$0	\$0	0.00%	\$0	\$0
761	GPMF 2006-AR7 [2_PP1YR]	\$49	0.00%	\$50	\$0	0.00%	\$0	\$50
762	GPMF 2006-AR7 [2_PP3YR]	\$1,150	0.00%	\$1,186	\$0	0.00%	\$0	\$1,186
763	GPMF 2006-AR8 [1_NOPP]	\$361	0.00%	\$373	\$0	0.00%	\$0	\$373
764	GPMF 2006-AR8 [1_PP1YR]	\$763	0.00%	\$787	\$0	0.00%	\$0	\$787
765	GPMF 2006-AR8 [1_PP2YR]	\$10	0.00%	\$11	\$0	0.00%	\$0	\$11
766	GPMF 2006-AR8 [1_PP3YR]	\$1,100	0.00%	\$1,134	\$0	0.00%	\$0	\$1,134
767	GPMF 2006-AR8 [2_NOPP]	\$209	0.00%	\$216	\$0	0.00%	\$0	\$216
768	GPMF 2006-AR8 [2_PP3YR]	\$202	0.00%	\$209	\$0	0.00%	\$0	\$209
769	GPMF 2006-HE1 [F]	\$0	0.00%	\$0	\$0	0.00%	\$0	\$0
770	GPMF 2006-HE1 [H]	\$0	0.00%	\$0	\$0	0.00%	\$0	\$0
771	GPMF 2007-AR2 [1_NOPPP]	\$15,052	0.01%	\$15,528	\$0	0.00%	\$0	\$15,528
772	GPMF 2007-AR2 [1_PP1YR]	\$20,921	0.02%	\$21,582	\$0	0.00%	\$0	\$21,582
773	GPMF 2007-AR2 [1_PP2YR]	\$1,224	0.00%	\$1,263	\$0	0.00%	\$0	\$1,263
774	GPMF 2007-AR2 [1_PP3YR]	\$31,918	0.02%	\$32,927	\$0	0.00%	\$0	\$32,927
775	GPMF 2007-AR2 [2_NOPPP]	\$20,313	0.02%	\$20,955	\$0	0.00%	\$0	\$20,955
776	GPMF 2007-AR2 [2_PP1YR]	\$29,772	0.02%	\$30,713	\$0	0.00%	\$0	\$30,713
777	GPMF 2007-AR2 [2_PP2YR]	\$1,667	0.00%	\$1,720	\$0	0.00%	\$0	\$1,720
778	GPMF 2007-AR2 [2_PP3YR]	\$31,461	0.02%	\$32,456	\$0	0.00%	\$0	\$32,456
779	GRCAP 1991-4 [Total]	\$12	0.00%	\$12	\$12	0.00%	\$12	\$24
780	GSAA 2005-9 [1]	\$92,762	0.07%	\$95,695	\$0	0.00%	\$0	\$95,695

	A	J	K	L	M	N	O	P
1	Name	GMACM Weighted Claim	GMACM Claim Share	GMACM Recovery	RFC Weighted Claim	RFC Claim Share	RFC Recovery	Total Recovery
781	GSA 2005-9 [2]	\$552,999	0.43%	\$570,483	\$0	0.00%	\$0	\$570,483
782	GSAMP 2004-SD1 [Total]	\$482	0.00%	\$497	\$482	0.00%	\$478	\$975
783	GSAMP 2004-SEA1 [Total]	\$18,529	0.01%	\$19,115	\$0	0.00%	\$0	\$19,115
784	GSMPS 2003-2 [G1]	\$0	0.00%	\$0	\$0	0.00%	\$0	\$0
785	GSMPS 2003-2 [G2]	\$0	0.00%	\$0	\$0	0.00%	\$0	\$0
786	GSMPS 2003-2 [G3]	\$0	0.00%	\$0	\$0	0.00%	\$0	\$0
787	GSMPS 2003-2 [TWO]	\$0	0.00%	\$0	\$0	0.00%	\$0	\$0
788	GSMPS 2003-3 [1]	\$6,000	0.00%	\$6,190	\$0	0.00%	\$0	\$6,190
789	GSMPS 2003-3 [2]	\$2,585	0.00%	\$2,666	\$0	0.00%	\$0	\$2,666
790	GSMPS 2004-1 [ARM]	\$0	0.00%	\$0	\$0	0.00%	\$0	\$0
791	GSMPS 2004-1 [C1_CHASE]	\$0	0.00%	\$0	\$0	0.00%	\$0	\$0
792	GSMPS 2004-1 [C1_NONCHA	\$0	0.00%	\$0	\$0	0.00%	\$0	\$0
793	GSMPS 2004-1 [C2_CHASE]	\$0	0.00%	\$0	\$0	0.00%	\$0	\$0
794	GSMPS 2004-1 [C2_NONCHA	\$0	0.00%	\$0	\$0	0.00%	\$0	\$0
795	GSMPS 2004-1 [C3_CHASE]	\$0	0.00%	\$0	\$0	0.00%	\$0	\$0
796	GSMPS 2004-1 [C3_NONCHA	\$0	0.00%	\$0	\$0	0.00%	\$0	\$0
797	GSMPS 2004-3 [G1_CHASE]	\$0	0.00%	\$0	\$0	0.00%	\$0	\$0
798	GSMPS 2004-3 [G1_NONCHA	\$0	0.00%	\$0	\$0	0.00%	\$0	\$0
799	GSMPS 2004-3 [G2_CHASE]	\$0	0.00%	\$0	\$0	0.00%	\$0	\$0
800	GSMPS 2004-3 [G2_NONCHA	\$0	0.00%	\$0	\$0	0.00%	\$0	\$0
801	GSMPS 2004-3 [G3_CHASE]	\$0	0.00%	\$0	\$0	0.00%	\$0	\$0
802	GSMPS 2004-3 [G3_NONCHA	\$0	0.00%	\$0	\$0	0.00%	\$0	\$0
803	GSMPS 2004-3 [G4_CHASE]	\$0	0.00%	\$0	\$0	0.00%	\$0	\$0
804	GSMPS 2004-3 [G4_NONCHA	\$0	0.00%	\$0	\$0	0.00%	\$0	\$0
805	GSMPS 2004-3 [POOL2]	\$0	0.00%	\$0	\$0	0.00%	\$0	\$0
806	GSMPS 2004-4 [ONEA]	\$178,402	0.14%	\$184,042	\$0	0.00%	\$0	\$184,042
807	GSMPS 2004-4 [ONEB]	\$32,321	0.03%	\$33,343	\$0	0.00%	\$0	\$33,343
808	GSMPS 2004-4 [TWO]	\$23,774	0.02%	\$24,525	\$0	0.00%	\$0	\$24,525
809	GSMPS 2005-LT1 [A]	\$3,171	0.00%	\$3,271	\$0	0.00%	\$0	\$3,271
810	GSMPS 2005-LT1 [F]	\$36,663	0.03%	\$37,822	\$0	0.00%	\$0	\$37,822
811	GSMPS 2005-RP1 [ONEA]	\$39,195	0.03%	\$40,435	\$0	0.00%	\$0	\$40,435
812	GSMPS 2005-RP1 [ONEB]	\$4,035	0.00%	\$4,163	\$0	0.00%	\$0	\$4,163
813	GSMPS 2005-RP1 [TWO]	\$4,670	0.00%	\$4,817	\$0	0.00%	\$0	\$4,817
814	GSMPS 2005-RP2 [ONEA]	\$72,347	0.06%	\$74,634	\$0	0.00%	\$0	\$74,634
815	GSMPS 2005-RP2 [ONEB]	\$6,419	0.01%	\$6,622	\$0	0.00%	\$0	\$6,622
816	GSMPS 2005-RP2 [TWO]	\$4,821	0.00%	\$4,973	\$0	0.00%	\$0	\$4,973
817	GSMPS 2005-RP3 [ONEA]	\$69,025	0.05%	\$71,207	\$0	0.00%	\$0	\$71,207
818	GSMPS 2005-RP3 [ONEB]	\$7,265	0.01%	\$7,495	\$0	0.00%	\$0	\$7,495
819	GSMPS 2005-RP3 [TWO]	\$7,530	0.01%	\$7,769	\$0	0.00%	\$0	\$7,769
820	GSMPS 2006-RP1 [I_1]	\$176,553	0.14%	\$182,135	\$0	0.00%	\$0	\$182,135
821	GSMPS 2006-RP1 [I_234]	\$14,138	0.01%	\$14,585	\$0	0.00%	\$0	\$14,585

	A	J	K	L	M	N	O	P
1	Name	GMACM Weighted Claim	GMACM Claim Share	GMACM Recovery	RFC Weighted Claim	RFC Claim Share	RFC Recovery	Total Recovery
822	GSMPS 2006-RP1 [II]	\$13,503	0.01%	\$13,929	\$0	0.00%	\$0	\$13,929
823	GSMPS 2006-RP2 [1]	\$89,887	0.07%	\$92,729	\$0	0.00%	\$0	\$92,729
824	GSMPS 2006-RP2 [2]	\$4,418	0.00%	\$4,558	\$0	0.00%	\$0	\$4,558
825	GSR 2003-2F [1]	\$1,920	0.00%	\$1,981	\$0	0.00%	\$0	\$1,981
826	GSR 2003-2F [2]	\$1,399	0.00%	\$1,444	\$0	0.00%	\$0	\$1,444
827	GSR 2003-2F [3]	\$2,399	0.00%	\$2,475	\$0	0.00%	\$0	\$2,475
828	GSR 2004-10F [1]	\$9,243	0.01%	\$9,535	\$0	0.00%	\$0	\$9,535
829	GSR 2004-10F [2]	\$12,413	0.01%	\$12,806	\$0	0.00%	\$0	\$12,806
830	GSR 2005-5F [1]	\$34,432	0.03%	\$35,521	\$0	0.00%	\$0	\$35,521
831	GSR 2005-5F [2]	\$1,418	0.00%	\$1,463	\$0	0.00%	\$0	\$1,463
832	GSR 2005-6F [1]	\$23,340	0.02%	\$24,077	\$0	0.00%	\$0	\$24,077
833	GSR 2005-6F [2]	\$570	0.00%	\$588	\$0	0.00%	\$0	\$588
834	GSR 2005-7F [1]	\$1,739	0.00%	\$1,794	\$0	0.00%	\$0	\$1,794
835	GSR 2005-7F [2]	\$16,408	0.01%	\$16,927	\$0	0.00%	\$0	\$16,927
836	GSR 2005-7F [3]	\$8,121	0.01%	\$8,378	\$0	0.00%	\$0	\$8,378
837	GSR 2005-8F [1]	\$77,093	0.06%	\$79,530	\$0	0.00%	\$0	\$79,530
838	GSR 2005-8F [2]	\$6,390	0.00%	\$6,592	\$0	0.00%	\$0	\$6,592
839	GSR 2005-8F [3]	\$37,728	0.03%	\$38,921	\$0	0.00%	\$0	\$38,921
840	GSR 2005-9F [1]	\$4,801	0.00%	\$4,953	\$0	0.00%	\$0	\$4,953
841	GSR 2005-9F [2]	\$1,373	0.00%	\$1,417	\$0	0.00%	\$0	\$1,417
842	GSR 2005-9F [3]	\$35	0.00%	\$36	\$0	0.00%	\$0	\$36
843	GSR 2005-AR3 [1]	\$5,095	0.00%	\$5,256	\$0	0.00%	\$0	\$5,256
844	GSR 2005-AR3 [2]	\$3,340	0.00%	\$3,446	\$0	0.00%	\$0	\$3,446
845	GSR 2005-AR3 [3]	\$34,568	0.03%	\$35,661	\$0	0.00%	\$0	\$35,661
846	GSR 2005-AR3 [4]	\$30,824	0.02%	\$31,799	\$0	0.00%	\$0	\$31,799
847	GSR 2005-AR3 [5]	\$37,956	0.03%	\$39,156	\$0	0.00%	\$0	\$39,156
848	GSR 2005-AR3 [6]	\$68,667	0.05%	\$70,838	\$0	0.00%	\$0	\$70,838
849	GSR 2005-AR3 [7]	\$4,690	0.00%	\$4,838	\$0	0.00%	\$0	\$4,838
850	GSR 2005-AR3 [8]	\$9,409	0.01%	\$9,706	\$0	0.00%	\$0	\$9,706
851	GSR 2005-AR7 [1]	\$9,806	0.01%	\$10,116	\$749	0.00%	\$743	\$10,859
852	GSR 2005-AR7 [2]	\$24,645	0.02%	\$25,424	\$2,845	0.00%	\$2,824	\$28,249
853	GSR 2005-AR7 [3]	\$5,395	0.00%	\$5,565	\$675	0.00%	\$670	\$6,235
854	GSR 2005-AR7 [4]	\$11,501	0.01%	\$11,864	\$863	0.00%	\$857	\$12,721
855	GSR 2005-AR7 [5]	\$9,005	0.01%	\$9,290	\$926	0.00%	\$920	\$10,210
856	GSR 2005-AR7 [6]	\$33,353	0.03%	\$34,407	\$4,856	0.00%	\$4,821	\$39,228
857	GSR 2006-2F [1]	\$12,842	0.01%	\$13,248	\$0	0.00%	\$0	\$13,248
858	GSR 2006-2F [2]	\$770	0.00%	\$795	\$0	0.00%	\$0	\$795
859	GSR 2006-3F [1]	\$11,132	0.01%	\$11,484	\$0	0.00%	\$0	\$11,484
860	GSR 2006-3F [2]	\$4,932	0.00%	\$5,088	\$0	0.00%	\$0	\$5,088
861	GSR 2006-4F [1]	\$140,125	0.11%	\$144,555	\$0	0.00%	\$0	\$144,555
862	GSR 2006-4F [2]	\$54,156	0.04%	\$55,868	\$0	0.00%	\$0	\$55,868

	A	J	K	L	M	N	O	P
1	GMACM Weighted							
	Name	Claim	GMACM Claim Share	GMACM Recovery	RFC Weighted Claim	RFC Claim Share	RFC Recovery	Total Recovery
863	GSR 2006-4F [3]	\$46,349	0.04%	\$47,815	\$0	0.00%	\$0	\$47,815
864	GSR 2006-AR1 [1]	\$25,650	0.02%	\$26,461	\$0	0.00%	\$0	\$26,461
865	GSR 2006-AR1 [2]	\$162,866	0.13%	\$168,015	\$0	0.00%	\$0	\$168,015
866	GSR 2006-AR1 [3]	\$12,632	0.01%	\$13,032	\$0	0.00%	\$0	\$13,032
867	GSR 2006-AR2 [1]	\$2,421	0.00%	\$2,497	\$1,127	0.00%	\$1,119	\$3,616
868	GSR 2006-AR2 [2]	\$22,347	0.02%	\$23,053	\$2,771	0.00%	\$2,750	\$25,804
869	GSR 2006-AR2 [3]	\$43,904	0.03%	\$45,292	\$4,953	0.00%	\$4,917	\$50,209
870	GSR 2006-AR2 [4]	\$35,235	0.03%	\$36,349	\$4,244	0.00%	\$4,214	\$40,563
871	GSR 2006-AR2 [5]	\$41,112	0.03%	\$42,412	\$6,389	0.00%	\$6,343	\$48,755
872	GSR 2007-4F [1]	\$42,229	0.03%	\$43,564	\$0	0.00%	\$0	\$43,564
873	GSR 2007-4F [2]	\$2,464	0.00%	\$2,542	\$0	0.00%	\$0	\$2,542
874	GSR 2007-AR1 [1]	\$13,589	0.01%	\$14,019	\$1,937	0.00%	\$1,923	\$15,942
875	GSR 2007-AR1 [2]	\$206,235	0.16%	\$212,756	\$28,186	0.01%	\$27,982	\$240,738
876	GSR 2007-AR1 [3]	\$19,297	0.02%	\$19,908	\$4,181	0.00%	\$4,150	\$24,058
877	GSR 2007-AR1 [4]	\$7,537	0.01%	\$7,775	\$1,583	0.00%	\$1,572	\$9,347
878	GSR 2007-AR1 [5]	\$11,028	0.01%	\$11,376	\$3,441	0.00%	\$3,416	\$14,793
879	GSR 2007-AR1 [6]	\$4,605	0.00%	\$4,751	\$2,327	0.00%	\$2,310	\$7,061
880	GSR 2007-HEL1 [Total]	\$0	0.00%	\$0	\$0	0.00%	\$0	\$0
881	GSR 2007-OA2 [1]	\$170,418	0.13%	\$175,806	\$0	0.00%	\$0	\$175,806
882	GSR 2007-OA2 [2]	\$82,529	0.06%	\$85,138	\$0	0.00%	\$0	\$85,138
883	GSRPM 2002-1A [Total]	\$4,413	0.00%	\$4,553	\$4,413	0.00%	\$4,381	\$8,934
884	GSRPM 2003-1 [Total]	\$187	0.00%	\$193	\$60	0.00%	\$59	\$253
885	GSRPM 2003-2 [Total]	\$28,225	0.02%	\$29,118	\$0	0.00%	\$0	\$29,118
886	GSRPM 2004-1 [1A]	\$594	0.00%	\$613	\$594	0.00%	\$590	\$1,203
887	GSRPM 2004-1 [1F]	\$1,733	0.00%	\$1,788	\$1,733	0.00%	\$1,721	\$3,508
888	GSRPM 2004-1 [2]	\$96	0.00%	\$99	\$96	0.00%	\$95	\$194
889	HALO 2007-AR2 [I]	\$0	0.00%	\$0	\$121	0.00%	\$120	\$120
890	HALO 2007-AR2 [II]	\$0	0.00%	\$0	\$1,757	0.00%	\$1,744	\$1,744
891	HALO 2007-AR2 [III]	\$0	0.00%	\$0	\$580	0.00%	\$576	\$576
892	HALO 2007-AR2 [IV]	\$0	0.00%	\$0	\$388	0.00%	\$386	\$386
893	HVMLT 2003-1 [Total]	\$16,630	0.01%	\$17,156	\$0	0.00%	\$0	\$17,156
894	HVMLT 2003-2 [1]	\$280	0.00%	\$289	\$0	0.00%	\$0	\$289
895	HVMLT 2003-2 [2]	\$406	0.00%	\$419	\$0	0.00%	\$0	\$419
896	HVMLT 2003-2 [3]	\$102	0.00%	\$105	\$0	0.00%	\$0	\$105
897	HVMLT 2004-1 [1]	\$131	0.00%	\$135	\$0	0.00%	\$0	\$135
898	HVMLT 2004-1 [2]	\$104	0.00%	\$107	\$0	0.00%	\$0	\$107
899	HVMLT 2004-1 [3]	\$77	0.00%	\$79	\$0	0.00%	\$0	\$79
900	HVMLT 2004-1 [4]	\$64	0.00%	\$66	\$0	0.00%	\$0	\$66
901	HVMLT 2004-10 [1]	\$2,546	0.00%	\$2,627	\$0	0.00%	\$0	\$2,627
902	HVMLT 2004-10 [2]	\$1,850	0.00%	\$1,909	\$0	0.00%	\$0	\$1,909
903	HVMLT 2004-10 [3]	\$4,490	0.00%	\$4,632	\$0	0.00%	\$0	\$4,632

	A	J	K	L	M	N	O	P
1	Name	GMACM Weighted Claim	GMACM Claim Share	GMACM Recovery	RFC Weighted Claim	RFC Claim Share	RFC Recovery	Total Recovery
904	HVMLT 2004-10 [4]	\$2,794	0.00%	\$2,882	\$0	0.00%	\$0	\$2,882
905	HVMLT 2004-4 [1]	\$2,697	0.00%	\$2,782	\$0	0.00%	\$0	\$2,782
906	HVMLT 2004-4 [2]	\$9,436	0.01%	\$9,734	\$0	0.00%	\$0	\$9,734
907	HVMLT 2004-4 [3]	\$7,603	0.01%	\$7,843	\$0	0.00%	\$0	\$7,843
908	HVMLT 2004-5 [1]	\$3,905	0.00%	\$4,029	\$0	0.00%	\$0	\$4,029
909	HVMLT 2004-5 [2]	\$8,086	0.01%	\$8,341	\$0	0.00%	\$0	\$8,341
910	HVMLT 2004-5 [3]	\$1,789	0.00%	\$1,845	\$0	0.00%	\$0	\$1,845
911	HVMLT 2004-6 [1]	\$762	0.00%	\$786	\$0	0.00%	\$0	\$786
912	HVMLT 2004-6 [2]	\$2,224	0.00%	\$2,294	\$0	0.00%	\$0	\$2,294
913	HVMLT 2004-6 [3]	\$6,445	0.01%	\$6,648	\$0	0.00%	\$0	\$6,648
914	HVMLT 2004-6 [4]	\$5,068	0.00%	\$5,228	\$0	0.00%	\$0	\$5,228
915	HVMLT 2004-6 [5]	\$2,060	0.00%	\$2,125	\$0	0.00%	\$0	\$2,125
916	HVMLT 2004-7 [1]	\$803	0.00%	\$828	\$0	0.00%	\$0	\$828
917	HVMLT 2004-7 [2]	\$5,862	0.00%	\$6,047	\$0	0.00%	\$0	\$6,047
918	HVMLT 2004-7 [3]	\$2,426	0.00%	\$2,503	\$0	0.00%	\$0	\$2,503
919	HVMLT 2004-7 [4]	\$1,902	0.00%	\$1,962	\$0	0.00%	\$0	\$1,962
920	HVMLT 2004-8 [1]	\$4,112	0.00%	\$4,242	\$0	0.00%	\$0	\$4,242
921	HVMLT 2004-8 [2]	\$6,508	0.01%	\$6,714	\$0	0.00%	\$0	\$6,714
922	HVMLT 2004-8 [3]	\$1,525	0.00%	\$1,574	\$0	0.00%	\$0	\$1,574
923	HVMLT 2005-11 [1]	\$0	0.00%	\$0	\$0	0.00%	\$0	\$0
924	HVMLT 2005-11 [2]	\$0	0.00%	\$0	\$0	0.00%	\$0	\$0
925	HVMLT 2005-15 [1]	\$0	0.00%	\$0	\$0	0.00%	\$0	\$0
926	HVMLT 2005-15 [2]	\$111,227	0.09%	\$114,744	\$0	0.00%	\$0	\$114,744
927	HVMLT 2005-15 [3]	\$59,111	0.05%	\$60,980	\$0	0.00%	\$0	\$60,980
928	HVMLT 2005-4 [1]	\$33	0.00%	\$34	\$0	0.00%	\$0	\$34
929	HVMLT 2005-4 [2]	\$35	0.00%	\$36	\$0	0.00%	\$0	\$36
930	HVMLT 2005-4 [3]	\$149	0.00%	\$153	\$0	0.00%	\$0	\$153
931	HVMLT 2005-4 [4]	\$46	0.00%	\$47	\$0	0.00%	\$0	\$47
932	HVMLT 2005-4 [5]	\$13	0.00%	\$14	\$0	0.00%	\$0	\$14
933	HVMLT 2005-6 [Total]	\$4,090	0.00%	\$4,219	\$0	0.00%	\$0	\$4,219
934	HVMLT 2005-7 [1]	\$4,090	0.00%	\$4,219	\$0	0.00%	\$0	\$4,219
935	HVMLT 2005-7 [2]	\$7,183	0.01%	\$7,410	\$0	0.00%	\$0	\$7,410
936	HVMLT 2006-10 [1]	\$0	0.00%	\$0	\$0	0.00%	\$0	\$0
937	HVMLT 2006-10 [2]	\$0	0.00%	\$0	\$0	0.00%	\$0	\$0
938	HVMLT 2006-13 [Total]	\$22,835	0.02%	\$23,557	\$0	0.00%	\$0	\$23,557
939	HVMLT 2006-14 [1]	\$73,479	0.06%	\$75,802	\$0	0.00%	\$0	\$75,802
940	HVMLT 2006-14 [2]	\$217,638	0.17%	\$224,519	\$0	0.00%	\$0	\$224,519
941	HVMLT 2006-8 [1]	\$3,898	0.00%	\$4,021	\$0	0.00%	\$0	\$4,021
942	HVMLT 2006-8 [2]	\$7,618	0.01%	\$7,859	\$0	0.00%	\$0	\$7,859
943	HVMLT 2006-SB1 [Total]	\$118,796	0.09%	\$122,552	\$0	0.00%	\$0	\$122,552
944	HVMLT 2007-2 [1]	\$3,990	0.00%	\$4,117	\$142,114	0.03%	\$141,084	\$145,201

	A	J	K	L	M	N	O	P
1	Name	GMACM Weighted Claim	GMACM Claim Share	GMACM Recovery	RFC Weighted Claim	RFC Claim Share	RFC Recovery	Total Recovery
945	HVMLT 2007-2 [2]	\$10,863	0.01%	\$11,206	\$306,231	0.06%	\$304,012	\$315,219
946	HVMLT 2007-3 [1]	\$178,553	0.14%	\$184,199	\$0	0.00%	\$0	\$184,199
947	HVMLT 2007-3 [2]	\$290,053	0.23%	\$299,224	\$0	0.00%	\$0	\$299,224
948	HVMLT 2007-4 [1]	\$94,977	0.07%	\$97,980	\$0	0.00%	\$0	\$97,980
949	HVMLT 2007-4 [2]	\$255,715	0.20%	\$263,800	\$0	0.00%	\$0	\$263,800
950	HVMLT 2007-6 [1]	\$94,711	0.07%	\$97,705	\$0	0.00%	\$0	\$97,705
951	HVMLT 2007-6 [2]	\$171,339	0.13%	\$176,756	\$0	0.00%	\$0	\$176,756
952	HVMLT 2007-7 [1]	\$797,542	0.62%	\$822,758	\$0	0.00%	\$0	\$822,758
953	HVMLT 2007-7 [2]	\$1,334,564	1.04%	\$1,376,760	\$0	0.00%	\$0	\$1,376,760
954	HVMLT 2007-A [Total]	\$801	0.00%	\$826	\$0	0.00%	\$0	\$826
955	IMM 2002-9F [Total]	\$3,068	0.00%	\$3,165	\$3,068	0.00%	\$3,046	\$6,211
956	IMM 2003-2F [Total]	\$3,030	0.00%	\$3,126	\$3,030	0.00%	\$3,008	\$6,134
957	IMM 2003-4 [1]	\$483	0.00%	\$499	\$155	0.00%	\$153	\$652
958	IMM 2003-4 [2]	\$23	0.00%	\$24	\$7	0.00%	\$7	\$31
959	IMM 2003-4 [3]	\$537	0.00%	\$554	\$172	0.00%	\$171	\$725
960	IMM 2003-9F [Total]	\$0	0.00%	\$0	\$3,874	0.00%	\$3,846	\$3,846
961	IMM 2004-10 [1A]	\$57,540	0.04%	\$59,359	\$57,540	0.01%	\$57,123	\$116,481
962	IMM 2004-10 [1F]	\$5,185	0.00%	\$5,349	\$5,185	0.00%	\$5,148	\$10,497
963	IMM 2004-10 [2A]	\$37,269	0.03%	\$38,448	\$37,269	0.01%	\$36,999	\$75,447
964	IMM 2004-10 [2F]	\$3,500	0.00%	\$3,611	\$3,500	0.00%	\$3,475	\$7,086
965	IMM 2004-10 [2S]	\$1,255	0.00%	\$1,295	\$1,255	0.00%	\$1,246	\$2,541
966	IMM 2004-10 [3A]	\$15,003	0.01%	\$15,477	\$15,003	0.00%	\$14,894	\$30,372
967	IMM 2004-10 [3F]	\$723	0.00%	\$746	\$723	0.00%	\$718	\$1,464
968	IMM 2004-10 [4A]	\$10,344	0.01%	\$10,671	\$10,344	0.00%	\$10,269	\$20,940
969	IMM 2004-11 [1A]	\$23,557	0.02%	\$24,302	\$0	0.00%	\$0	\$24,302
970	IMM 2004-11 [1F]	\$3,111	0.00%	\$3,209	\$0	0.00%	\$0	\$3,209
971	IMM 2004-11 [2A]	\$18,259	0.01%	\$18,836	\$0	0.00%	\$0	\$18,836
972	IMM 2004-11 [2F]	\$1,008	0.00%	\$1,040	\$0	0.00%	\$0	\$1,040
973	IMM 2004-11 [2S]	\$670	0.00%	\$691	\$0	0.00%	\$0	\$691
974	IMM 2004-4 [1]	\$4,995	0.00%	\$5,153	\$4,995	0.00%	\$4,959	\$10,112
975	IMM 2004-4 [2]	\$957	0.00%	\$987	\$957	0.00%	\$950	\$1,937
976	IMM 2004-5 [1_1ST_ARM]	\$1,592	0.00%	\$1,643	\$1,592	0.00%	\$1,581	\$3,223
977	IMM 2004-5 [1_1ST_FIX]	\$99	0.00%	\$102	\$99	0.00%	\$98	\$201
978	IMM 2004-5 [1_2ND]	\$59	0.00%	\$61	\$59	0.00%	\$59	\$120
979	IMM 2004-5 [2]	\$132	0.00%	\$137	\$132	0.00%	\$132	\$268
980	IMM 2004-6 [1]	\$1,822	0.00%	\$1,880	\$0	0.00%	\$0	\$1,880
981	IMM 2004-6 [2]	\$182	0.00%	\$188	\$0	0.00%	\$0	\$188
982	IMM 2004-7 [1]	\$55,671	0.04%	\$57,431	\$55,671	0.01%	\$55,267	\$112,699
983	IMM 2004-7 [2]	\$36,960	0.03%	\$38,129	\$36,960	0.01%	\$36,692	\$74,821
984	IMM 2004-8 [1]	\$25,125	0.02%	\$25,919	\$25,125	0.00%	\$24,943	\$50,862
985	IMM 2004-8 [2]	\$34,226	0.03%	\$35,308	\$34,226	0.01%	\$33,978	\$69,286

	A	J	K	L	M	N	O	P
1	Name	GMACM Weighted Claim	GMACM Claim Share	GMACM Recovery	RFC Weighted Claim	RFC Claim Share	RFC Recovery	Total Recovery
986	IMM 2004-8 [3]	\$4,049	0.00%	\$4,177	\$4,049	0.00%	\$4,020	\$8,197
987	IMM 2005-1 [1A]	\$42,144	0.03%	\$43,477	\$42,144	0.01%	\$41,839	\$85,316
988	IMM 2005-1 [1F]	\$1,168	0.00%	\$1,205	\$1,168	0.00%	\$1,160	\$2,365
989	IMM 2005-1 [2A]	\$37,825	0.03%	\$39,021	\$37,825	0.01%	\$37,550	\$76,571
990	IMM 2005-1 [2F]	\$913	0.00%	\$942	\$913	0.00%	\$907	\$1,849
991	IMM 2005-2 [1A]	\$146,147	0.11%	\$150,768	\$0	0.00%	\$0	\$150,768
992	IMM 2005-2 [1F]	\$17,648	0.01%	\$18,205	\$0	0.00%	\$0	\$18,205
993	IMM 2005-2 [2]	\$16,513	0.01%	\$17,035	\$0	0.00%	\$0	\$17,035
994	IMM 2005-4 [1]	\$129,156	0.10%	\$133,240	\$129,156	0.02%	\$128,220	\$261,460
995	IMM 2005-4 [2]	\$8,899	0.01%	\$9,180	\$8,899	0.00%	\$8,834	\$18,014
996	IMM 2005-5 [Total]	\$17,639	0.01%	\$18,197	\$5,640	0.00%	\$5,599	\$23,796
997	IMM 2005-6 [1A]	\$54,027	0.04%	\$55,735	\$0	0.00%	\$0	\$55,735
998	IMM 2005-6 [1F]	\$8,443	0.01%	\$8,710	\$0	0.00%	\$0	\$8,710
999	IMM 2005-6 [2A]	\$8,130	0.01%	\$8,387	\$0	0.00%	\$0	\$8,387
1000	IMM 2005-6 [2AS]	\$987	0.00%	\$1,019	\$0	0.00%	\$0	\$1,019
1001	IMM 2005-7 [Total]	\$4,906	0.00%	\$5,061	\$1,569	0.00%	\$1,557	\$6,618
1002	IMM 2005-8 [1]	\$52,574	0.04%	\$54,237	\$52,574	0.01%	\$52,193	\$106,430
1003	IMM 2005-8 [2]	\$19,499	0.02%	\$20,115	\$19,499	0.00%	\$19,358	\$39,473
1004	IMM 2007-A [Total]	\$0	0.00%	\$0	\$0	0.00%	\$0	\$0
1005	IMSA 2002-2 [Total]	\$4,590	0.00%	\$4,736	\$4,590	0.00%	\$4,557	\$9,293
1006	IMSA 2002-3 [Total]	\$3,434	0.00%	\$3,543	\$0	0.00%	\$0	\$3,543
1007	IMSA 2003-1 [Total]	\$3,872	0.00%	\$3,995	\$3,872	0.00%	\$3,844	\$7,839
1008	IMSA 2003-3 [Total]	\$8,633	0.01%	\$8,906	\$8,633	0.00%	\$8,571	\$17,477
1009	IMSA 2004-1 [Total]	\$8,811	0.01%	\$9,089	\$8,811	0.00%	\$8,747	\$17,836
1010	IMSA 2004-2 [Total]	\$13,746	0.01%	\$14,181	\$13,746	0.00%	\$13,647	\$27,827
1011	IMSA 2004-4 [1]	\$69,852	0.05%	\$72,060	\$0	0.00%	\$0	\$72,060
1012	IMSA 2004-4 [2]	\$77,199	0.06%	\$79,640	\$0	0.00%	\$0	\$79,640
1013	IMSA 2005-2 [1]	\$797	0.00%	\$822	\$0	0.00%	\$0	\$822
1014	IMSA 2005-2 [2]	\$162	0.00%	\$167	\$0	0.00%	\$0	\$167
1015	IMSA 2006-1 [1A1]	\$17,477	0.01%	\$18,029	\$17,477	0.00%	\$17,350	\$35,379
1016	IMSA 2006-1 [1A2_ARM]	\$42,215	0.03%	\$43,550	\$42,215	0.01%	\$41,909	\$85,460
1017	IMSA 2006-1 [1A2_FIX]	\$22,733	0.02%	\$23,451	\$22,733	0.00%	\$22,568	\$46,019
1018	IMSA 2006-1 [2_170]	\$12,778	0.01%	\$13,182	\$12,778	0.00%	\$12,685	\$25,868
1019	IMSA 2006-1 [2_REG]	\$19,770	0.02%	\$20,395	\$19,770	0.00%	\$19,626	\$40,021
1020	IMSA 2006-2 [11A2]	\$12,547	0.01%	\$12,944	\$12,547	0.00%	\$12,456	\$25,400
1021	IMSA 2006-2 [11A3]	\$17,675	0.01%	\$18,234	\$17,675	0.00%	\$17,547	\$35,781
1022	IMSA 2006-2 [11A5]	\$47,637	0.04%	\$49,143	\$47,637	0.01%	\$47,292	\$96,435
1023	IMSA 2006-2 [11FIX]	\$1,511	0.00%	\$1,559	\$1,511	0.00%	\$1,500	\$3,059
1024	IMSA 2006-2 [22REG]	\$23,379	0.02%	\$24,118	\$23,379	0.00%	\$23,209	\$47,327
1025	IMSA 2006-2 [22SPEC]	\$10,440	0.01%	\$10,770	\$10,440	0.00%	\$10,364	\$21,134
1026	IMSA 2006-3 [A]	\$12,855	0.01%	\$13,262	\$4,111	0.00%	\$4,081	\$17,343

	A	J	K	L	M	N	O	P
1	Name	GMACM Weighted Claim	GMACM Claim Share	GMACM Recovery	RFC Weighted Claim	RFC Claim Share	RFC Recovery	Total Recovery
1027	IMSA 2006-3 [F1]	\$2,446	0.00%	\$2,523	\$782	0.00%	\$776	\$3,299
1028	IMSA 2006-3 [F2]	\$546	0.00%	\$563	\$174	0.00%	\$173	\$736
1029	IMSA 2006-4 [A1]	\$501	0.00%	\$517	\$0	0.00%	\$0	\$517
1030	IMSA 2006-4 [A2]	\$642	0.00%	\$663	\$0	0.00%	\$0	\$663
1031	IMSA 2006-4 [A3]	\$19,660	0.02%	\$20,282	\$0	0.00%	\$0	\$20,282
1032	IMSA 2006-4 [F]	\$11,682	0.01%	\$12,052	\$0	0.00%	\$0	\$12,052
1033	IMSA 2006-5 [1A2]	\$765	0.00%	\$789	\$0	0.00%	\$0	\$789
1034	IMSA 2006-5 [1A3]	\$506	0.00%	\$522	\$0	0.00%	\$0	\$522
1035	IMSA 2006-5 [1A5]	\$13,873	0.01%	\$14,312	\$0	0.00%	\$0	\$14,312
1036	IMSA 2006-5 [1F]	\$15,716	0.01%	\$16,213	\$0	0.00%	\$0	\$16,213
1037	IMSA 2006-5 [2A]	\$8,322	0.01%	\$8,585	\$0	0.00%	\$0	\$8,585
1038	IMSA 2006-5 [2CB]	\$1,381	0.00%	\$1,425	\$0	0.00%	\$0	\$1,425
1039	LMT 2005-1 [1AX]	\$2,381	0.00%	\$2,456	\$761	0.00%	\$756	\$3,212
1040	LMT 2005-1 [1DISC]	\$1,772	0.00%	\$1,828	\$566	0.00%	\$562	\$2,390
1041	LMT 2005-1 [1PAX]	\$1,734	0.00%	\$1,789	\$554	0.00%	\$550	\$2,339
1042	LMT 2005-1 [2AX]	\$2,585	0.00%	\$2,666	\$826	0.00%	\$820	\$3,487
1043	LMT 2005-1 [2DISC]	\$1,722	0.00%	\$1,776	\$551	0.00%	\$547	\$2,323
1044	LMT 2005-1 [2PAX]	\$1,596	0.00%	\$1,646	\$510	0.00%	\$507	\$2,153
1045	LMT 2005-1 [3]	\$3,211	0.00%	\$3,313	\$1,027	0.00%	\$1,019	\$4,332
1046	LMT 2005-1 [4AX]	\$1,113	0.00%	\$1,148	\$356	0.00%	\$353	\$1,502
1047	LMT 2005-1 [4PAX]	\$528	0.00%	\$545	\$169	0.00%	\$168	\$712
1048	LMT 2005-1 [5AX]	\$2,808	0.00%	\$2,897	\$898	0.00%	\$892	\$3,789
1049	LMT 2005-1 [5DISC]	\$1,310	0.00%	\$1,351	\$419	0.00%	\$416	\$1,767
1050	LMT 2005-1 [6AX]	\$101	0.00%	\$104	\$32	0.00%	\$32	\$136
1051	LMT 2005-1 [6DISC]	\$768	0.00%	\$792	\$246	0.00%	\$244	\$1,036
1052	LMT 2005-1 [6PAX]	\$70	0.00%	\$72	\$22	0.00%	\$22	\$94
1053	LMT 2006-7 [1]	\$27,562	0.02%	\$28,433	\$8,986	0.00%	\$8,921	\$37,354
1054	LMT 2006-7 [2]	\$56,433	0.04%	\$58,218	\$18,375	0.00%	\$18,242	\$76,460
1055	LMT 2006-7 [3]	\$23,218	0.02%	\$23,952	\$7,629	0.00%	\$7,573	\$31,525
1056	LMT 2006-7 [4]	\$4,179	0.00%	\$4,311	\$1,393	0.00%	\$1,383	\$5,694
1057	LUM 2006-3 [I_1]	\$0	0.00%	\$0	\$144,470	0.03%	\$143,423	\$143,423
1058	LUM 2006-3 [I_2]	\$0	0.00%	\$0	\$158,072	0.03%	\$156,927	\$156,927
1059	LUM 2006-3 [II_1]	\$0	0.00%	\$0	\$34,579	0.01%	\$34,328	\$34,328
1060	LUM 2006-3 [II_2]	\$0	0.00%	\$0	\$120,021	0.02%	\$119,151	\$119,151
1061	LUM 2006-3 [II_3]	\$0	0.00%	\$0	\$53,560	0.01%	\$53,172	\$53,172
1062	LUM 2006-4 [Total]	\$558,109	0.44%	\$575,755	\$0	0.00%	\$0	\$575,755
1063	LUM 2006-5 [Total]	\$9,922	0.01%	\$10,235	\$804,995	0.15%	\$799,161	\$809,397
1064	LUM 2006-6 [Total]	\$2,255,890	1.76%	\$2,327,217	\$668,342	0.13%	\$663,498	\$2,990,715
1065	LUM 2007-2 [1]	\$36,400	0.03%	\$37,551	\$11,639	0.00%	\$11,555	\$49,106
1066	LUM 2007-2 [2]	\$12,214	0.01%	\$12,600	\$3,906	0.00%	\$3,877	\$16,478
1067	LXS 2006-10N [1_A1]	\$1,526	0.00%	\$1,574	\$0	0.00%	\$0	\$1,574



	A	J	K	L	M	N	O	P
1	Name	GMACM Weighted Claim	GMACM Claim Share	GMACM Recovery	RFC Weighted Claim	RFC Claim Share	RFC Recovery	Total Recovery
1068	LXS 2006-10N [1_A2]	\$1,634	0.00%	\$1,685	\$0	0.00%	\$0	\$1,685
1069	LXS 2006-10N [1_A3]	\$994	0.00%	\$1,026	\$0	0.00%	\$0	\$1,026
1070	LXS 2006-10N [1_A4]	\$28,860	0.02%	\$29,773	\$0	0.00%	\$0	\$29,773
1071	LXS 2006-10N [1_F]	\$8,864	0.01%	\$9,144	\$0	0.00%	\$0	\$9,144
1072	LXS 2006-10N [2_A1]	\$4,872	0.00%	\$5,026	\$0	0.00%	\$0	\$5,026
1073	LXS 2006-10N [2_A2]	\$506	0.00%	\$522	\$0	0.00%	\$0	\$522
1074	LXS 2006-10N [2_A4]	\$16	0.00%	\$16	\$0	0.00%	\$0	\$16
1075	LXS 2006-12N [1_A1]	\$7	0.00%	\$8	\$22,021	0.00%	\$21,862	\$21,869
1076	LXS 2006-12N [1_A2]	\$60	0.00%	\$62	\$202,478	0.04%	\$201,010	\$201,072
1077	LXS 2006-12N [1_A3]	\$4	0.00%	\$5	\$16,326	0.00%	\$16,208	\$16,213
1078	LXS 2006-12N [1_A4]	\$82	0.00%	\$85	\$280,698	0.05%	\$278,664	\$278,749
1079	LXS 2006-12N [1_F]	\$34	0.00%	\$36	\$121,932	0.02%	\$121,048	\$121,084
1080	LXS 2006-12N [2_A1]	\$5	0.00%	\$5	\$14,784	0.00%	\$14,676	\$14,681
1081	LXS 2006-12N [2_A2]	\$7	0.00%	\$7	\$22,412	0.00%	\$22,250	\$22,257
1082	LXS 2006-12N [2_A3]	\$2	0.00%	\$2	\$7,032	0.00%	\$6,981	\$6,983
1083	LXS 2006-12N [2_A4]	\$58	0.00%	\$60	\$198,079	0.04%	\$196,643	\$196,703
1084	LXS 2006-GP1 [1]	\$37,662	0.03%	\$38,853	\$37,662	0.01%	\$37,389	\$76,242
1085	LXS 2006-GP1 [2]	\$40,493	0.03%	\$41,773	\$40,493	0.01%	\$40,199	\$81,972
1086	LXS 2006-GP1 [3]	\$83,833	0.07%	\$86,484	\$83,833	0.02%	\$83,225	\$169,709
1087	LXS 2006-GP2 [1_1]	\$31,995	0.02%	\$33,006	\$31,995	0.01%	\$31,763	\$64,769
1088	LXS 2006-GP2 [1_2]	\$40,471	0.03%	\$41,750	\$40,471	0.01%	\$40,177	\$81,928
1089	LXS 2006-GP2 [1_3]	\$50,886	0.04%	\$52,495	\$50,886	0.01%	\$50,517	\$103,012
1090	LXS 2006-GP2 [2_1]	\$11,618	0.01%	\$11,986	\$11,618	0.00%	\$11,534	\$23,520
1091	LXS 2006-GP2 [2_2]	\$14,848	0.01%	\$15,317	\$14,848	0.00%	\$14,740	\$30,058
1092	LXS 2006-GP2 [2_3]	\$31,808	0.02%	\$32,813	\$31,808	0.01%	\$31,577	\$64,390
1093	LXS 2006-GP2 [3_1]	\$8,625	0.01%	\$8,897	\$8,625	0.00%	\$8,562	\$17,460
1094	LXS 2006-GP2 [3_2]	\$9,601	0.01%	\$9,905	\$9,601	0.00%	\$9,532	\$19,436
1095	LXS 2006-GP2 [3_3]	\$21,190	0.02%	\$21,860	\$21,190	0.00%	\$21,037	\$42,897
1096	LXS 2006-GP3 [1_1]	\$12,385	0.01%	\$12,777	\$12,385	0.00%	\$12,295	\$25,072
1097	LXS 2006-GP3 [1_2]	\$12,839	0.01%	\$13,245	\$12,839	0.00%	\$12,746	\$25,991
1098	LXS 2006-GP3 [1_3]	\$32,315	0.03%	\$33,337	\$32,315	0.01%	\$32,081	\$65,418
1099	LXS 2006-GP3 [2_1]	\$5,911	0.00%	\$6,098	\$5,911	0.00%	\$5,869	\$11,967
1100	LXS 2006-GP3 [2_2]	\$14,213	0.01%	\$14,662	\$14,213	0.00%	\$14,110	\$28,772
1101	LXS 2006-GP3 [2_3]	\$18,255	0.01%	\$18,832	\$18,255	0.00%	\$18,123	\$36,955
1102	LXS 2006-GP3 [3_1]	\$25,386	0.02%	\$26,189	\$25,386	0.00%	\$25,202	\$51,391
1103	LXS 2006-GP3 [3_2]	\$30,702	0.02%	\$31,672	\$30,702	0.01%	\$30,479	\$62,151
1104	LXS 2006-GP3 [3_3]	\$41,661	0.03%	\$42,978	\$41,661	0.01%	\$41,359	\$84,336
1105	LXS 2006-GP4 [1_1]	\$9	0.00%	\$9	\$0	0.00%	\$0	\$9
1106	LXS 2006-GP4 [1_2]	\$41	0.00%	\$42	\$0	0.00%	\$0	\$42
1107	LXS 2006-GP4 [1_3]	\$145	0.00%	\$150	\$0	0.00%	\$0	\$150
1108	LXS 2006-GP4 [2_1]	\$15	0.00%	\$15	\$0	0.00%	\$0	\$15

	A	J	K	L	M	N	O	P
1	Name	GMACM Weighted Claim	GMACM Claim Share	GMACM Recovery	RFC Weighted Claim	RFC Claim Share	RFC Recovery	Total Recovery
1109	LXS 2006-GP4 [2_2]	\$40	0.00%	\$41	\$0	0.00%	\$0	\$41
1110	LXS 2006-GP4 [2_3]	\$76	0.00%	\$78	\$0	0.00%	\$0	\$78
1111	LXS 2006-GP4 [3_1]	\$142	0.00%	\$146	\$0	0.00%	\$0	\$146
1112	LXS 2006-GP4 [3_2]	\$167	0.00%	\$172	\$0	0.00%	\$0	\$172
1113	LXS 2006-GP4 [3_3]	\$185	0.00%	\$190	\$0	0.00%	\$0	\$190
1114	LXS 2007-12N [1]	\$0	0.00%	\$0	\$63,213	0.01%	\$62,755	\$62,755
1115	LXS 2007-12N [2]	\$0	0.00%	\$0	\$38,754	0.01%	\$38,473	\$38,473
1116	LXS 2007-12N [3]	\$0	0.00%	\$0	\$19,799	0.00%	\$19,656	\$19,656
1117	LXS 2007-15N [FOUR_OPP]	\$930	0.00%	\$959	\$66,857	0.01%	\$66,373	\$67,332
1118	LXS 2007-15N [FOUR_1YPP]	\$1,564	0.00%	\$1,614	\$125,998	0.02%	\$125,085	\$126,699
1119	LXS 2007-15N [FOUR_2YPP]	\$204	0.00%	\$210	\$14,564	0.00%	\$14,458	\$14,668
1120	LXS 2007-15N [FOUR_3YPP]	\$2,995	0.00%	\$3,090	\$248,787	0.05%	\$246,984	\$250,075
1121	LXS 2007-15N [ONE]	\$1,351	0.00%	\$1,394	\$138,197	0.03%	\$137,196	\$138,590
1122	LXS 2007-15N [ONE_C]	\$1,393	0.00%	\$1,437	\$165,746	0.03%	\$164,545	\$165,982
1123	LXS 2007-15N [THREE_OPP]	\$412	0.00%	\$425	\$26,273	0.00%	\$26,083	\$26,507
1124	LXS 2007-15N [THREE_1YPP]	\$761	0.00%	\$785	\$47,526	0.01%	\$47,182	\$47,966
1125	LXS 2007-15N [THREE_2YPP]	\$124	0.00%	\$127	\$8,027	0.00%	\$7,969	\$8,097
1126	LXS 2007-15N [THREE_3YPP]	\$2,106	0.00%	\$2,172	\$134,639	0.03%	\$133,663	\$135,835
1127	LXS 2007-15N [TWO]	\$3,426	0.00%	\$3,535	\$343,608	0.06%	\$341,118	\$344,652
1128	LXS 2007-2N [1_A1]	\$0	0.00%	\$0	\$3,191	0.00%	\$3,168	\$3,168
1129	LXS 2007-2N [1_A2]	\$0	0.00%	\$0	\$9,720	0.00%	\$9,650	\$9,650
1130	LXS 2007-2N [1_A3]	\$0	0.00%	\$0	\$996	0.00%	\$989	\$989
1131	LXS 2007-2N [1_A4]	\$0	0.00%	\$0	\$344,955	0.07%	\$342,455	\$342,455
1132	LXS 2007-2N [2_A4]	\$0	0.00%	\$0	\$482,965	0.09%	\$479,465	\$479,465
1133	LXS 2007-2N [3_A1]	\$0	0.00%	\$0	\$64,836	0.01%	\$64,366	\$64,366
1134	LXS 2007-2N [3_A2]	\$0	0.00%	\$0	\$157,635	0.03%	\$156,493	\$156,493
1135	LXS 2007-2N [3_A3]	\$0	0.00%	\$0	\$23,378	0.00%	\$23,208	\$23,208
1136	LXS 2007-2N [3_A4]	\$0	0.00%	\$0	\$469,640	0.09%	\$466,236	\$466,236
1137	LXS 2007-4N [1A1]	\$0	0.00%	\$0	\$59,143	0.01%	\$58,714	\$58,714
1138	LXS 2007-4N [1A2]	\$0	0.00%	\$0	\$198,866	0.04%	\$197,425	\$197,425
1139	LXS 2007-4N [1A3]	\$0	0.00%	\$0	\$23,551	0.00%	\$23,381	\$23,381
1140	LXS 2007-4N [2A2]	\$0	0.00%	\$0	\$125,332	0.02%	\$124,423	\$124,423
1141	LXS 2007-4N [2A3]	\$0	0.00%	\$0	\$26,931	0.01%	\$26,736	\$26,736
1142	LXS 2007-4N [2A4]	\$0	0.00%	\$0	\$297,283	0.06%	\$295,129	\$295,129
1143	LXS 2007-4N [3A4]	\$0	0.00%	\$0	\$286,455	0.05%	\$284,379	\$284,379
1144	MABS 2005-AB1 [Total]	\$1,275	0.00%	\$1,315	\$0	0.00%	\$0	\$1,315
1145	MALT 2002-1 [Total]	\$3,300	0.00%	\$3,404	\$0	0.00%	\$0	\$3,404
1146	MALT 2002-2 [1]	\$708	0.00%	\$730	\$0	0.00%	\$0	\$730
1147	MALT 2002-2 [2]	\$1,467	0.00%	\$1,513	\$0	0.00%	\$0	\$1,513
1148	MALT 2002-2 [3]	\$3,291	0.00%	\$3,395	\$0	0.00%	\$0	\$3,395
1149	MALT 2002-2 [4]	\$2,216	0.00%	\$2,286	\$0	0.00%	\$0	\$2,286

	A	J	K	L	M	N	O	P
1	GMACM Weighted							
	Name	Claim	GMACM Claim Share	GMACM Recovery	RFC Weighted Claim	RFC Claim Share	RFC Recovery	Total Recovery
1150	MALT 2002-2 [5]	\$2,084	0.00%	\$2,150	\$0	0.00%	\$0	\$2,150
1151	MALT 2002-3 [Total]	\$0	0.00%	\$0	\$0	0.00%	\$0	\$0
1152	MALT 2003-2 [1]	\$328	0.00%	\$338	\$0	0.00%	\$0	\$338
1153	MALT 2003-2 [2]	\$133	0.00%	\$137	\$0	0.00%	\$0	\$137
1154	MALT 2003-2 [3]	\$85	0.00%	\$88	\$0	0.00%	\$0	\$88
1155	MALT 2003-2 [4]	\$90	0.00%	\$93	\$0	0.00%	\$0	\$93
1156	MALT 2003-2 [5]	\$21	0.00%	\$21	\$0	0.00%	\$0	\$21
1157	MALT 2003-2 [6]	\$63	0.00%	\$65	\$0	0.00%	\$0	\$65
1158	MALT 2003-2 [7]	\$56	0.00%	\$58	\$0	0.00%	\$0	\$58
1159	MALT 2003-3 [1]	\$1,174	0.00%	\$1,211	\$0	0.00%	\$0	\$1,211
1160	MALT 2003-3 [2]	\$5,105	0.00%	\$5,266	\$0	0.00%	\$0	\$5,266
1161	MALT 2003-4 [1]	\$464	0.00%	\$478	\$0	0.00%	\$0	\$478
1162	MALT 2003-4 [2]	\$158	0.00%	\$163	\$0	0.00%	\$0	\$163
1163	MALT 2003-4 [3]	\$308	0.00%	\$318	\$0	0.00%	\$0	\$318
1164	MALT 2003-4 [4]	\$307	0.00%	\$317	\$0	0.00%	\$0	\$317
1165	MALT 2003-4 [5]	\$133	0.00%	\$137	\$0	0.00%	\$0	\$137
1166	MALT 2003-5 [EIGHT]	\$48	0.00%	\$49	\$0	0.00%	\$0	\$49
1167	MALT 2003-5 [FIVE]	\$175	0.00%	\$181	\$0	0.00%	\$0	\$181
1168	MALT 2003-5 [FOUR]	\$459	0.00%	\$474	\$0	0.00%	\$0	\$474
1169	MALT 2003-5 [ONE]	\$136	0.00%	\$140	\$0	0.00%	\$0	\$140
1170	MALT 2003-5 [SEVEN]	\$182	0.00%	\$187	\$0	0.00%	\$0	\$187
1171	MALT 2003-5 [SIX]	\$189	0.00%	\$195	\$0	0.00%	\$0	\$195
1172	MALT 2003-5 [THREE]	\$163	0.00%	\$168	\$0	0.00%	\$0	\$168
1173	MALT 2003-5 [TWO]	\$81	0.00%	\$83	\$0	0.00%	\$0	\$83
1174	MALT 2003-6 [1]	\$1,342	0.00%	\$1,385	\$0	0.00%	\$0	\$1,385
1175	MALT 2003-6 [2]	\$351	0.00%	\$362	\$0	0.00%	\$0	\$362
1176	MALT 2003-6 [3]	\$829	0.00%	\$855	\$0	0.00%	\$0	\$855
1177	MALT 2003-6 [4]	\$294	0.00%	\$303	\$0	0.00%	\$0	\$303
1178	MALT 2003-7 [1]	\$676	0.00%	\$697	\$0	0.00%	\$0	\$697
1179	MALT 2003-7 [2]	\$78	0.00%	\$80	\$0	0.00%	\$0	\$80
1180	MALT 2003-7 [3]	\$552	0.00%	\$570	\$0	0.00%	\$0	\$570
1181	MALT 2003-7 [4]	\$196	0.00%	\$202	\$0	0.00%	\$0	\$202
1182	MALT 2003-7 [5]	\$115	0.00%	\$119	\$0	0.00%	\$0	\$119
1183	MALT 2003-7 [6]	\$501	0.00%	\$516	\$0	0.00%	\$0	\$516
1184	MALT 2003-7 [7]	\$785	0.00%	\$810	\$0	0.00%	\$0	\$810
1185	MALT 2003-7 [8]	\$300	0.00%	\$310	\$0	0.00%	\$0	\$310
1186	MALT 2003-8 [1]	\$23	0.00%	\$24	\$0	0.00%	\$0	\$24
1187	MALT 2003-8 [2]	\$47	0.00%	\$49	\$0	0.00%	\$0	\$49
1188	MALT 2003-8 [3]	\$89	0.00%	\$91	\$0	0.00%	\$0	\$91
1189	MALT 2003-8 [4]	\$66	0.00%	\$68	\$0	0.00%	\$0	\$68
1190	MALT 2003-8 [5]	\$63	0.00%	\$65	\$0	0.00%	\$0	\$65

	A	J	K	L	M	N	O	P
1	Name	GMACM Weighted Claim	GMACM Claim Share	GMACM Recovery	RFC Weighted Claim	RFC Claim Share	RFC Recovery	Total Recovery
1191	MALT 2003-8 [6]	\$87	0.00%	\$90	\$0	0.00%	\$0	\$90
1192	MALT 2003-8 [7]	\$46	0.00%	\$48	\$0	0.00%	\$0	\$48
1193	MALT 2003-9 [1]	\$78	0.00%	\$81	\$0	0.00%	\$0	\$81
1194	MALT 2003-9 [2]	\$37	0.00%	\$38	\$0	0.00%	\$0	\$38
1195	MALT 2003-9 [3]	\$79	0.00%	\$82	\$0	0.00%	\$0	\$82
1196	MALT 2003-9 [4]	\$144	0.00%	\$148	\$0	0.00%	\$0	\$148
1197	MALT 2003-9 [5]	\$162	0.00%	\$167	\$0	0.00%	\$0	\$167
1198	MALT 2003-9 [6]	\$37	0.00%	\$38	\$0	0.00%	\$0	\$38
1199	MALT 2003-9 [7]	\$73	0.00%	\$75	\$0	0.00%	\$0	\$75
1200	MALT 2003-9 [8]	\$39	0.00%	\$40	\$0	0.00%	\$0	\$40
1201	MALT 2004-1 [1]	\$381	0.00%	\$393	\$0	0.00%	\$0	\$393
1202	MALT 2004-1 [2]	\$163	0.00%	\$168	\$0	0.00%	\$0	\$168
1203	MALT 2004-1 [3]	\$160	0.00%	\$165	\$0	0.00%	\$0	\$165
1204	MALT 2004-1 [4]	\$363	0.00%	\$374	\$0	0.00%	\$0	\$374
1205	MALT 2004-10 [1]	\$245	0.00%	\$253	\$0	0.00%	\$0	\$253
1206	MALT 2004-10 [2]	\$667	0.00%	\$688	\$0	0.00%	\$0	\$688
1207	MALT 2004-10 [3]	\$681	0.00%	\$703	\$0	0.00%	\$0	\$703
1208	MALT 2004-10 [4]	\$343	0.00%	\$353	\$0	0.00%	\$0	\$353
1209	MALT 2004-10 [5]	\$799	0.00%	\$824	\$0	0.00%	\$0	\$824
1210	MALT 2004-11 [1]	\$932	0.00%	\$961	\$0	0.00%	\$0	\$961
1211	MALT 2004-11 [2]	\$434	0.00%	\$447	\$0	0.00%	\$0	\$447
1212	MALT 2004-11 [3]	\$2,523	0.00%	\$2,603	\$0	0.00%	\$0	\$2,603
1213	MALT 2004-11 [4]	\$1,707	0.00%	\$1,761	\$0	0.00%	\$0	\$1,761
1214	MALT 2004-11 [5]	\$947	0.00%	\$977	\$0	0.00%	\$0	\$977
1215	MALT 2004-11 [6]	\$205	0.00%	\$211	\$0	0.00%	\$0	\$211
1216	MALT 2004-11 [7]	\$755	0.00%	\$778	\$0	0.00%	\$0	\$778
1217	MALT 2004-11 [8]	\$514	0.00%	\$530	\$0	0.00%	\$0	\$530
1218	MALT 2004-11 [9]	\$478	0.00%	\$493	\$0	0.00%	\$0	\$493
1219	MALT 2004-12 [1]	\$566	0.00%	\$584	\$24	0.00%	\$23	\$607
1220	MALT 2004-12 [2]	\$3,144	0.00%	\$3,243	\$612	0.00%	\$608	\$3,851
1221	MALT 2004-12 [3]	\$6,558	0.01%	\$6,765	\$1,298	0.00%	\$1,289	\$8,054
1222	MALT 2004-12 [4]	\$1,631	0.00%	\$1,683	\$273	0.00%	\$271	\$1,954
1223	MALT 2004-12 [5]	\$6,256	0.00%	\$6,454	\$963	0.00%	\$956	\$7,409
1224	MALT 2004-12 [6]	\$3,068	0.00%	\$3,165	\$465	0.00%	\$461	\$3,626
1225	MALT 2004-13 [1]	\$455	0.00%	\$470	\$0	0.00%	\$0	\$470
1226	MALT 2004-13 [10]	\$1,032	0.00%	\$1,064	\$0	0.00%	\$0	\$1,064
1227	MALT 2004-13 [11]	\$319	0.00%	\$329	\$0	0.00%	\$0	\$329
1228	MALT 2004-13 [12]	\$332	0.00%	\$342	\$0	0.00%	\$0	\$342
1229	MALT 2004-13 [2]	\$580	0.00%	\$599	\$0	0.00%	\$0	\$599
1230	MALT 2004-13 [3]	\$260	0.00%	\$269	\$0	0.00%	\$0	\$269
1231	MALT 2004-13 [4]	\$285	0.00%	\$294	\$0	0.00%	\$0	\$294

	A	J	K	L	M	N	O	P
1	Name	GMACM Weighted Claim	GMACM Claim Share	GMACM Recovery	RFC Weighted Claim	RFC Claim Share	RFC Recovery	Total Recovery
1232	MALT 2004-13 [5]	\$253	0.00%	\$261	\$0	0.00%	\$0	\$261
1233	MALT 2004-13 [6]	\$232	0.00%	\$239	\$0	0.00%	\$0	\$239
1234	MALT 2004-13 [7]	\$274	0.00%	\$283	\$0	0.00%	\$0	\$283
1235	MALT 2004-13 [8]	\$737	0.00%	\$760	\$0	0.00%	\$0	\$760
1236	MALT 2004-13 [9]	\$1,011	0.00%	\$1,043	\$0	0.00%	\$0	\$1,043
1237	MALT 2004-2 [EIGHT]	\$286	0.00%	\$295	\$0	0.00%	\$0	\$295
1238	MALT 2004-2 [FIVE]	\$45	0.00%	\$46	\$0	0.00%	\$0	\$46
1239	MALT 2004-2 [FOUR]	\$73	0.00%	\$75	\$0	0.00%	\$0	\$75
1240	MALT 2004-2 [ONE]	\$76	0.00%	\$78	\$0	0.00%	\$0	\$78
1241	MALT 2004-2 [SEVEN]	\$184	0.00%	\$190	\$0	0.00%	\$0	\$190
1242	MALT 2004-2 [SIX]	\$123	0.00%	\$127	\$0	0.00%	\$0	\$127
1243	MALT 2004-2 [THREE]	\$166	0.00%	\$171	\$0	0.00%	\$0	\$171
1244	MALT 2004-2 [TWO]	\$169	0.00%	\$174	\$0	0.00%	\$0	\$174
1245	MALT 2004-3 [EIGHT]	\$251	0.00%	\$259	\$0	0.00%	\$0	\$259
1246	MALT 2004-3 [FIVE]	\$162	0.00%	\$167	\$0	0.00%	\$0	\$167
1247	MALT 2004-3 [FOUR]	\$124	0.00%	\$128	\$0	0.00%	\$0	\$128
1248	MALT 2004-3 [ONE]	\$148	0.00%	\$153	\$0	0.00%	\$0	\$153
1249	MALT 2004-3 [SEVEN]	\$183	0.00%	\$189	\$0	0.00%	\$0	\$189
1250	MALT 2004-3 [SIX]	\$146	0.00%	\$151	\$0	0.00%	\$0	\$151
1251	MALT 2004-3 [THREE]	\$118	0.00%	\$122	\$0	0.00%	\$0	\$122
1252	MALT 2004-3 [TWO]	\$206	0.00%	\$212	\$0	0.00%	\$0	\$212
1253	MALT 2004-4 [1]	\$1,158	0.00%	\$1,195	\$317	0.00%	\$315	\$1,510
1254	MALT 2004-4 [10]	\$278	0.00%	\$286	\$69	0.00%	\$68	\$355
1255	MALT 2004-4 [11]	\$773	0.00%	\$798	\$195	0.00%	\$194	\$991
1256	MALT 2004-4 [2]	\$427	0.00%	\$441	\$119	0.00%	\$118	\$559
1257	MALT 2004-4 [3]	\$348	0.00%	\$359	\$85	0.00%	\$85	\$444
1258	MALT 2004-4 [4]	\$479	0.00%	\$494	\$122	0.00%	\$121	\$615
1259	MALT 2004-4 [5]	\$621	0.00%	\$641	\$161	0.00%	\$160	\$801
1260	MALT 2004-4 [6]	\$1,087	0.00%	\$1,121	\$303	0.00%	\$300	\$1,422
1261	MALT 2004-4 [7]	\$1,573	0.00%	\$1,623	\$452	0.00%	\$449	\$2,072
1262	MALT 2004-4 [8]	\$1,143	0.00%	\$1,179	\$343	0.00%	\$341	\$1,519
1263	MALT 2004-4 [9]	\$1,042	0.00%	\$1,075	\$231	0.00%	\$229	\$1,303
1264	MALT 2004-5 [1]	\$135	0.00%	\$139	\$0	0.00%	\$0	\$139
1265	MALT 2004-5 [2]	\$169	0.00%	\$174	\$0	0.00%	\$0	\$174
1266	MALT 2004-5 [3]	\$128	0.00%	\$132	\$0	0.00%	\$0	\$132
1267	MALT 2004-5 [4]	\$176	0.00%	\$182	\$0	0.00%	\$0	\$182
1268	MALT 2004-5 [5]	\$123	0.00%	\$127	\$0	0.00%	\$0	\$127
1269	MALT 2004-5 [6]	\$220	0.00%	\$227	\$0	0.00%	\$0	\$227
1270	MALT 2004-5 [7]	\$209	0.00%	\$215	\$0	0.00%	\$0	\$215
1271	MALT 2004-6 [1]	\$1,648	0.00%	\$1,700	\$300	0.00%	\$297	\$1,998
1272	MALT 2004-6 [10]	\$4,732	0.00%	\$4,881	\$1,179	0.00%	\$1,170	\$6,051

	A	J	K	L	M	N	O	P
1	GMACM Weighted							
	Name	Claim	GMACM Claim Share	GMACM Recovery	RFC Weighted Claim	RFC Claim Share	RFC Recovery	Total Recovery
1273	MALT 2004-6 [2]	\$535	0.00%	\$552	\$31	0.00%	\$31	\$583
1274	MALT 2004-6 [3]	\$1,407	0.00%	\$1,451	\$322	0.00%	\$319	\$1,771
1275	MALT 2004-6 [4]	\$2,142	0.00%	\$2,209	\$481	0.00%	\$477	\$2,686
1276	MALT 2004-6 [5]	\$1,178	0.00%	\$1,216	\$266	0.00%	\$264	\$1,479
1277	MALT 2004-6 [6]	\$3,679	0.00%	\$3,795	\$971	0.00%	\$964	\$4,759
1278	MALT 2004-6 [7]	\$8,614	0.01%	\$8,887	\$2,138	0.00%	\$2,122	\$11,009
1279	MALT 2004-6 [8]	\$3,785	0.00%	\$3,904	\$933	0.00%	\$926	\$4,831
1280	MALT 2004-6 [9]	\$2,107	0.00%	\$2,174	\$527	0.00%	\$523	\$2,697
1281	MALT 2004-7 [1]	\$7,362	0.01%	\$7,595	\$2,204	0.00%	\$2,188	\$9,783
1282	MALT 2004-7 [10]	\$659	0.00%	\$680	\$185	0.00%	\$183	\$863
1283	MALT 2004-7 [2]	\$1,140	0.00%	\$1,176	\$334	0.00%	\$332	\$1,508
1284	MALT 2004-7 [3]	\$2,106	0.00%	\$2,172	\$636	0.00%	\$632	\$2,804
1285	MALT 2004-7 [4]	\$896	0.00%	\$924	\$254	0.00%	\$252	\$1,176
1286	MALT 2004-7 [5]	\$218	0.00%	\$225	\$49	0.00%	\$49	\$274
1287	MALT 2004-7 [6]	\$581	0.00%	\$600	\$149	0.00%	\$148	\$747
1288	MALT 2004-7 [7]	\$1,415	0.00%	\$1,460	\$394	0.00%	\$391	\$1,851
1289	MALT 2004-7 [8]	\$614	0.00%	\$633	\$171	0.00%	\$170	\$803
1290	MALT 2004-7 [9]	\$5,580	0.00%	\$5,756	\$1,672	0.00%	\$1,660	\$7,416
1291	MALT 2004-8 [1]	\$7,517	0.01%	\$7,754	\$1,976	0.00%	\$1,962	\$9,716
1292	MALT 2004-8 [2]	\$5,511	0.00%	\$5,685	\$1,381	0.00%	\$1,371	\$7,056
1293	MALT 2004-8 [3]	\$1,865	0.00%	\$1,924	\$452	0.00%	\$448	\$2,373
1294	MALT 2004-8 [4]	\$1,525	0.00%	\$1,573	\$347	0.00%	\$345	\$1,918
1295	MALT 2004-8 [5]	\$1,930	0.00%	\$1,991	\$436	0.00%	\$432	\$2,424
1296	MALT 2004-8 [6]	\$1,417	0.00%	\$1,462	\$303	0.00%	\$301	\$1,763
1297	MALT 2004-8 [7]	\$995	0.00%	\$1,026	\$208	0.00%	\$206	\$1,232
1298	MALT 2004-8 [8]	\$1,709	0.00%	\$1,763	\$424	0.00%	\$421	\$2,184
1299	MALT 2004-9 [Total]	\$3,288	0.00%	\$3,392	\$0	0.00%	\$0	\$3,392
1300	MALT 2005-1 [1]	\$1,005	0.00%	\$1,036	\$0	0.00%	\$0	\$1,036
1301	MALT 2005-1 [2]	\$1,824	0.00%	\$1,881	\$0	0.00%	\$0	\$1,881
1302	MALT 2005-1 [3]	\$1,795	0.00%	\$1,851	\$0	0.00%	\$0	\$1,851
1303	MALT 2005-1 [4]	\$713	0.00%	\$736	\$0	0.00%	\$0	\$736
1304	MALT 2005-1 [5]	\$736	0.00%	\$759	\$0	0.00%	\$0	\$759
1305	MALT 2005-1 [6]	\$6,063	0.00%	\$6,255	\$0	0.00%	\$0	\$6,255
1306	MALT 2005-1 [7]	\$1,211	0.00%	\$1,250	\$0	0.00%	\$0	\$1,250
1307	MALT 2005-2 [1]	\$4,717	0.00%	\$4,866	\$0	0.00%	\$0	\$4,866
1308	MALT 2005-2 [2]	\$2,531	0.00%	\$2,611	\$0	0.00%	\$0	\$2,611
1309	MALT 2005-2 [3]	\$692	0.00%	\$714	\$0	0.00%	\$0	\$714
1310	MALT 2005-2 [4]	\$4,561	0.00%	\$4,705	\$0	0.00%	\$0	\$4,705
1311	MALT 2005-2 [5]	\$1,325	0.00%	\$1,367	\$0	0.00%	\$0	\$1,367
1312	MALT 2005-2 [6]	\$1,127	0.00%	\$1,162	\$0	0.00%	\$0	\$1,162
1313	MALT 2005-3 [1]	\$6,402	0.01%	\$6,604	\$1,366	0.00%	\$1,356	\$7,961

	A	J	K	L	M	N	O	P
1	Name	GMACM Weighted Claim	GMACM Claim Share	GMACM Recovery	RFC Weighted Claim	RFC Claim Share	RFC Recovery	Total Recovery
1314	MALT 2005-3 [2]	\$1,885	0.00%	\$1,944	\$406	0.00%	\$403	\$2,347
1315	MALT 2005-3 [3]	\$3,112	0.00%	\$3,210	\$719	0.00%	\$714	\$3,924
1316	MALT 2005-3 [4]	\$2,245	0.00%	\$2,316	\$386	0.00%	\$384	\$2,700
1317	MALT 2005-3 [5]	\$1,725	0.00%	\$1,779	\$312	0.00%	\$310	\$2,089
1318	MALT 2005-3 [6]	\$12,588	0.01%	\$12,986	\$2,595	0.00%	\$2,576	\$15,562
1319	MALT 2005-3 [7]	\$2,225	0.00%	\$2,295	\$520	0.00%	\$517	\$2,812
1320	MALT 2005-4 [1]	\$9,138	0.01%	\$9,427	\$2,323	0.00%	\$2,306	\$11,733
1321	MALT 2005-4 [2]	\$10,396	0.01%	\$10,725	\$2,156	0.00%	\$2,140	\$12,865
1322	MALT 2005-4 [3]	\$8,559	0.01%	\$8,830	\$1,998	0.00%	\$1,983	\$10,813
1323	MALT 2005-4 [4]	\$3,065	0.00%	\$3,162	\$612	0.00%	\$607	\$3,769
1324	MALT 2005-4 [5]	\$10,060	0.01%	\$10,378	\$2,368	0.00%	\$2,351	\$12,728
1325	MALT 2005-5 [1]	\$820	0.00%	\$845	\$93	0.00%	\$93	\$938
1326	MALT 2005-5 [2]	\$3,797	0.00%	\$3,917	\$754	0.00%	\$749	\$4,666
1327	MALT 2005-5 [3]	\$19,631	0.02%	\$20,252	\$5,238	0.00%	\$5,200	\$25,452
1328	MALT 2005-5 [4]	\$2,333	0.00%	\$2,407	\$632	0.00%	\$627	\$3,034
1329	MALT 2005-5 [5]	\$4,722	0.00%	\$4,872	\$1,199	0.00%	\$1,191	\$6,062
1330	MALT 2005-6 [1]	\$2,370	0.00%	\$2,445	\$0	0.00%	\$0	\$2,445
1331	MALT 2005-6 [2]	\$295	0.00%	\$304	\$0	0.00%	\$0	\$304
1332	MALT 2006-1 [Total]	\$7,831	0.01%	\$8,079	\$0	0.00%	\$0	\$8,079
1333	MALT 2006-3 [1]	\$101	0.00%	\$104	\$0	0.00%	\$0	\$104
1334	MALT 2006-3 [2]	\$12	0.00%	\$12	\$0	0.00%	\$0	\$12
1335	MALT 2007-1 [GRP_3]	\$69	0.00%	\$71	\$0	0.00%	\$0	\$71
1336	MALT 2007-1 [POOL_1]	\$190	0.00%	\$196	\$0	0.00%	\$0	\$196
1337	MALT 2007-HF1 [1]	\$6,494	0.01%	\$6,700	\$0	0.00%	\$0	\$6,700
1338	MALT 2007-HF1 [2]	\$28,548	0.02%	\$29,451	\$0	0.00%	\$0	\$29,451
1339	MALT 2007-HF1 [3]	\$4,586	0.00%	\$4,731	\$0	0.00%	\$0	\$4,731
1340	MALT 2007-HF1 [4]	\$40,694	0.03%	\$41,980	\$0	0.00%	\$0	\$41,980
1341	MALT 2007-HF1 [5]	\$4,502	0.00%	\$4,644	\$0	0.00%	\$0	\$4,644
1342	MANA 2007-A2 [1]	\$0	0.00%	\$0	\$4,266	0.00%	\$4,235	\$4,235
1343	MANA 2007-A2 [2]	\$0	0.00%	\$0	\$4,340	0.00%	\$4,308	\$4,308
1344	MANA 2007-A2 [3]	\$0	0.00%	\$0	\$10,999	0.00%	\$10,919	\$10,919
1345	MANA 2007-AF1 [1]	\$9	0.00%	\$9	\$0	0.00%	\$0	\$9
1346	MANA 2007-AF1 [2]	\$0	0.00%	\$0	\$0	0.00%	\$0	\$0
1347	MANA 2007-AF1 [3]	\$6	0.00%	\$6	\$0	0.00%	\$0	\$6
1348	MANA 2007-OAR3 [Total]	\$0	0.00%	\$0	\$96,181	0.02%	\$95,484	\$95,484
1349	MANA 2007-OAR4 [Total]	\$0	0.00%	\$0	\$767	0.00%	\$762	\$762
1350	MARM 2003-2 [1]	\$56	0.00%	\$58	\$0	0.00%	\$0	\$58
1351	MARM 2003-2 [2]	\$65	0.00%	\$67	\$0	0.00%	\$0	\$67
1352	MARM 2003-2 [3]	\$102	0.00%	\$105	\$0	0.00%	\$0	\$105
1353	MARM 2003-2 [4]	\$109	0.00%	\$112	\$0	0.00%	\$0	\$112
1354	MARM 2003-2 [5]	\$43	0.00%	\$44	\$0	0.00%	\$0	\$44

	A	J	K	L	M	N	O	P
1	Name	GMACM Weighted Claim	GMACM Claim Share	GMACM Recovery	RFC Weighted Claim	RFC Claim Share	RFC Recovery	Total Recovery
1355	MARM 2003-2 [6]	\$21	0.00%	\$21	\$0	0.00%	\$0	\$21
1356	MARM 2003-7 [FIVE]	\$12	0.00%	\$12	\$0	0.00%	\$0	\$12
1357	MARM 2003-7 [FOUR]	\$10	0.00%	\$11	\$0	0.00%	\$0	\$11
1358	MARM 2003-7 [ONE]	\$5	0.00%	\$5	\$0	0.00%	\$0	\$5
1359	MARM 2003-7 [THREE]	\$14	0.00%	\$15	\$0	0.00%	\$0	\$15
1360	MARM 2003-7 [TWO]	\$7	0.00%	\$8	\$0	0.00%	\$0	\$8
1361	MARM 2004-1 [1]	\$44	0.00%	\$45	\$0	0.00%	\$0	\$45
1362	MARM 2004-1 [2]	\$80	0.00%	\$82	\$0	0.00%	\$0	\$82
1363	MARM 2004-1 [3]	\$158	0.00%	\$163	\$0	0.00%	\$0	\$163
1364	MARM 2004-1 [4]	\$84	0.00%	\$87	\$0	0.00%	\$0	\$87
1365	MARM 2004-1 [5]	\$63	0.00%	\$65	\$0	0.00%	\$0	\$65
1366	MARM 2004-1 [6]	\$78	0.00%	\$80	\$0	0.00%	\$0	\$80
1367	MARM 2004-10 [1]	\$1,633	0.00%	\$1,685	\$0	0.00%	\$0	\$1,685
1368	MARM 2004-10 [2]	\$2,662	0.00%	\$2,746	\$0	0.00%	\$0	\$2,746
1369	MARM 2004-10 [3]	\$1,707	0.00%	\$1,761	\$0	0.00%	\$0	\$1,761
1370	MARM 2004-11 [1]	\$10,878	0.01%	\$11,222	\$0	0.00%	\$0	\$11,222
1371	MARM 2004-11 [2]	\$12,998	0.01%	\$13,409	\$0	0.00%	\$0	\$13,409
1372	MARM 2004-12 [1]	\$199	0.00%	\$205	\$0	0.00%	\$0	\$205
1373	MARM 2004-12 [2]	\$359	0.00%	\$371	\$0	0.00%	\$0	\$371
1374	MARM 2004-12 [3]	\$794	0.00%	\$819	\$0	0.00%	\$0	\$819
1375	MARM 2004-12 [4]	\$362	0.00%	\$373	\$0	0.00%	\$0	\$373
1376	MARM 2004-12 [5]	\$288	0.00%	\$298	\$0	0.00%	\$0	\$298
1377	MARM 2004-14 [1]	\$11,246	0.01%	\$11,601	\$0	0.00%	\$0	\$11,601
1378	MARM 2004-14 [2]	\$8,442	0.01%	\$8,709	\$0	0.00%	\$0	\$8,709
1379	MARM 2004-15 [1]	\$1,980	0.00%	\$2,043	\$0	0.00%	\$0	\$2,043
1380	MARM 2004-15 [2]	\$2,875	0.00%	\$2,966	\$0	0.00%	\$0	\$2,966
1381	MARM 2004-15 [3]	\$983	0.00%	\$1,014	\$0	0.00%	\$0	\$1,014
1382	MARM 2004-15 [4]	\$3,403	0.00%	\$3,510	\$0	0.00%	\$0	\$3,510
1383	MARM 2004-15 [5]	\$563	0.00%	\$580	\$0	0.00%	\$0	\$580
1384	MARM 2004-15 [6]	\$1,765	0.00%	\$1,821	\$0	0.00%	\$0	\$1,821
1385	MARM 2004-15 [7]	\$1,799	0.00%	\$1,856	\$0	0.00%	\$0	\$1,856
1386	MARM 2004-15 [8]	\$2,323	0.00%	\$2,396	\$0	0.00%	\$0	\$2,396
1387	MARM 2004-15 [9]	\$1,853	0.00%	\$1,912	\$0	0.00%	\$0	\$1,912
1388	MARM 2004-2 [1]	\$749	0.00%	\$772	\$0	0.00%	\$0	\$772
1389	MARM 2004-2 [2]	\$1,014	0.00%	\$1,046	\$0	0.00%	\$0	\$1,046
1390	MARM 2004-2 [3]	\$3,971	0.00%	\$4,096	\$0	0.00%	\$0	\$4,096
1391	MARM 2004-3 [1]	\$622	0.00%	\$642	\$0	0.00%	\$0	\$642
1392	MARM 2004-3 [2]	\$1,079	0.00%	\$1,113	\$0	0.00%	\$0	\$1,113
1393	MARM 2004-3 [3]	\$1,379	0.00%	\$1,423	\$0	0.00%	\$0	\$1,423
1394	MARM 2004-3 [4]	\$1,036	0.00%	\$1,069	\$0	0.00%	\$0	\$1,069
1395	MARM 2004-3 [5]	\$861	0.00%	\$888	\$0	0.00%	\$0	\$888



	A	J	K	L	M	N	O	P
1	Name	GMACM Weighted Claim	GMACM Claim Share	GMACM Recovery	RFC Weighted Claim	RFC Claim Share	RFC Recovery	Total Recovery
1396	MARM 2004-3 [6]	\$1,417	0.00%	\$1,462	\$0	0.00%	\$0	\$1,462
1397	MARM 2004-3 [7]	\$593	0.00%	\$612	\$0	0.00%	\$0	\$612
1398	MARM 2004-3 [8]	\$2,411	0.00%	\$2,487	\$0	0.00%	\$0	\$2,487
1399	MARM 2004-4 [1]	\$1,132	0.00%	\$1,168	\$0	0.00%	\$0	\$1,168
1400	MARM 2004-4 [2]	\$3,529	0.00%	\$3,641	\$0	0.00%	\$0	\$3,641
1401	MARM 2004-4 [3]	\$1,604	0.00%	\$1,655	\$0	0.00%	\$0	\$1,655
1402	MARM 2004-4 [4]	\$3,119	0.00%	\$3,218	\$0	0.00%	\$0	\$3,218
1403	MARM 2004-4 [5]	\$746	0.00%	\$770	\$0	0.00%	\$0	\$770
1404	MARM 2004-5 [1]	\$665	0.00%	\$686	\$0	0.00%	\$0	\$686
1405	MARM 2004-5 [2]	\$215	0.00%	\$221	\$0	0.00%	\$0	\$221
1406	MARM 2004-5 [3]	\$417	0.00%	\$430	\$0	0.00%	\$0	\$430
1407	MARM 2004-5 [4]	\$298	0.00%	\$307	\$0	0.00%	\$0	\$307
1408	MARM 2004-5 [5]	\$1,165	0.00%	\$1,202	\$0	0.00%	\$0	\$1,202
1409	MARM 2004-5 [6]	\$709	0.00%	\$731	\$0	0.00%	\$0	\$731
1410	MARM 2004-5 [7]	\$76	0.00%	\$79	\$0	0.00%	\$0	\$79
1411	MARM 2004-5 [8]	\$168	0.00%	\$173	\$0	0.00%	\$0	\$173
1412	MARM 2004-5 [9]	\$374	0.00%	\$386	\$0	0.00%	\$0	\$386
1413	MARM 2004-6 [1]	\$852	0.00%	\$879	\$0	0.00%	\$0	\$879
1414	MARM 2004-6 [2]	\$1,510	0.00%	\$1,558	\$0	0.00%	\$0	\$1,558
1415	MARM 2004-6 [3]	\$866	0.00%	\$893	\$0	0.00%	\$0	\$893
1416	MARM 2004-6 [4]	\$5,072	0.00%	\$5,232	\$0	0.00%	\$0	\$5,232
1417	MARM 2004-6 [5]	\$463	0.00%	\$478	\$0	0.00%	\$0	\$478
1418	MARM 2004-6 [6]	\$862	0.00%	\$889	\$0	0.00%	\$0	\$889
1419	MARM 2004-7 [1]	\$1,385	0.00%	\$1,428	\$0	0.00%	\$0	\$1,428
1420	MARM 2004-7 [2]	\$1,633	0.00%	\$1,684	\$0	0.00%	\$0	\$1,684
1421	MARM 2004-7 [3]	\$5,825	0.00%	\$6,009	\$0	0.00%	\$0	\$6,009
1422	MARM 2004-7 [4]	\$1,349	0.00%	\$1,392	\$0	0.00%	\$0	\$1,392
1423	MARM 2004-7 [5]	\$1,153	0.00%	\$1,189	\$0	0.00%	\$0	\$1,189
1424	MARM 2004-7 [6]	\$11,037	0.01%	\$11,386	\$0	0.00%	\$0	\$11,386
1425	MARM 2004-8 [1]	\$2,407	0.00%	\$2,483	\$0	0.00%	\$0	\$2,483
1426	MARM 2004-8 [2]	\$2,623	0.00%	\$2,706	\$0	0.00%	\$0	\$2,706
1427	MARM 2004-8 [3]	\$1,563	0.00%	\$1,613	\$0	0.00%	\$0	\$1,613
1428	MARM 2004-8 [4]	\$2,989	0.00%	\$3,084	\$0	0.00%	\$0	\$3,084
1429	MARM 2004-8 [5]	\$3,102	0.00%	\$3,200	\$0	0.00%	\$0	\$3,200
1430	MARM 2004-8 [6]	\$588	0.00%	\$606	\$0	0.00%	\$0	\$606
1431	MARM 2004-8 [7]	\$724	0.00%	\$747	\$0	0.00%	\$0	\$747
1432	MARM 2004-8 [8]	\$3,367	0.00%	\$3,473	\$0	0.00%	\$0	\$3,473
1433	MARM 2004-9 [1]	\$15,334	0.01%	\$15,819	\$0	0.00%	\$0	\$15,819
1434	MARM 2004-9 [2]	\$12,853	0.01%	\$13,259	\$0	0.00%	\$0	\$13,259
1435	MARM 2005-1 [1]	\$3,636	0.00%	\$3,751	\$0	0.00%	\$0	\$3,751
1436	MARM 2005-1 [10]	\$8,282	0.01%	\$8,543	\$0	0.00%	\$0	\$8,543

	A	J	K	L	M	N	O	P
1	Name	GMACM Weighted Claim	GMACM Claim Share	GMACM Recovery	RFC Weighted Claim	RFC Claim Share	RFC Recovery	Total Recovery
1437	MARM 2005-1 [2]	\$5,123	0.00%	\$5,285	\$0	0.00%	\$0	\$5,285
1438	MARM 2005-1 [3]	\$3,120	0.00%	\$3,219	\$0	0.00%	\$0	\$3,219
1439	MARM 2005-1 [4]	\$11,619	0.01%	\$11,986	\$0	0.00%	\$0	\$11,986
1440	MARM 2005-1 [5]	\$16,162	0.01%	\$16,673	\$0	0.00%	\$0	\$16,673
1441	MARM 2005-1 [6]	\$15,282	0.01%	\$15,765	\$0	0.00%	\$0	\$15,765
1442	MARM 2005-1 [7]	\$16,948	0.01%	\$17,484	\$0	0.00%	\$0	\$17,484
1443	MARM 2005-1 [8]	\$4,881	0.00%	\$5,036	\$0	0.00%	\$0	\$5,036
1444	MARM 2005-1 [9]	\$2,246	0.00%	\$2,317	\$0	0.00%	\$0	\$2,317
1445	MARM 2005-2 [1]	\$1,772	0.00%	\$1,828	\$0	0.00%	\$0	\$1,828
1446	MARM 2005-2 [2]	\$2,440	0.00%	\$2,517	\$0	0.00%	\$0	\$2,517
1447	MARM 2005-2 [3]	\$8,891	0.01%	\$9,173	\$0	0.00%	\$0	\$9,173
1448	MARM 2005-2 [4]	\$4,649	0.00%	\$4,796	\$0	0.00%	\$0	\$4,796
1449	MARM 2005-2 [5]	\$6,431	0.01%	\$6,634	\$0	0.00%	\$0	\$6,634
1450	MARM 2005-2 [6]	\$2,286	0.00%	\$2,359	\$0	0.00%	\$0	\$2,359
1451	MARM 2005-2 [7]	\$5,107	0.00%	\$5,269	\$0	0.00%	\$0	\$5,269
1452	MARM 2005-3 [1]	\$7,075	0.01%	\$7,299	\$0	0.00%	\$0	\$7,299
1453	MARM 2005-3 [2]	\$7,902	0.01%	\$8,152	\$0	0.00%	\$0	\$8,152
1454	MARM 2005-3 [3]	\$10,644	0.01%	\$10,980	\$0	0.00%	\$0	\$10,980
1455	MARM 2005-3 [4]	\$1,216	0.00%	\$1,255	\$0	0.00%	\$0	\$1,255
1456	MARM 2005-3 [5]	\$1,228	0.00%	\$1,267	\$0	0.00%	\$0	\$1,267
1457	MARM 2005-6 [1]	\$5,163	0.00%	\$5,327	\$0	0.00%	\$0	\$5,327
1458	MARM 2005-6 [2]	\$1,423	0.00%	\$1,468	\$0	0.00%	\$0	\$1,468
1459	MARM 2005-6 [3]	\$4,141	0.00%	\$4,272	\$0	0.00%	\$0	\$4,272
1460	MARM 2005-6 [4]	\$3,983	0.00%	\$4,109	\$0	0.00%	\$0	\$4,109
1461	MARM 2005-6 [5]	\$10,603	0.01%	\$10,938	\$0	0.00%	\$0	\$10,938
1462	MARM 2005-6 [6]	\$4,703	0.00%	\$4,852	\$0	0.00%	\$0	\$4,852
1463	MARM 2005-6 [7]	\$2,223	0.00%	\$2,294	\$0	0.00%	\$0	\$2,294
1464	MARM 2005-7 [1]	\$10,498	0.01%	\$10,830	\$0	0.00%	\$0	\$10,830
1465	MARM 2005-7 [2]	\$32,082	0.03%	\$33,096	\$0	0.00%	\$0	\$33,096
1466	MARM 2005-7 [3]	\$4,397	0.00%	\$4,536	\$0	0.00%	\$0	\$4,536
1467	MARM 2005-8 [110YR]	\$12	0.00%	\$12	\$0	0.00%	\$0	\$12
1468	MARM 2005-8 [12YR]	\$3	0.00%	\$3	\$0	0.00%	\$0	\$3
1469	MARM 2005-8 [13YR]	\$10	0.00%	\$10	\$0	0.00%	\$0	\$10
1470	MARM 2005-8 [15YR]	\$83	0.00%	\$86	\$0	0.00%	\$0	\$86
1471	MARM 2005-8 [16M]	\$53	0.00%	\$55	\$0	0.00%	\$0	\$55
1472	MARM 2005-8 [17YR]	\$8	0.00%	\$8	\$0	0.00%	\$0	\$8
1473	MARM 2005-8 [22YR]	\$5	0.00%	\$5	\$0	0.00%	\$0	\$5
1474	MARM 2005-8 [23YR]	\$15	0.00%	\$15	\$0	0.00%	\$0	\$15
1475	MARM 2005-8 [25YR]	\$411	0.00%	\$424	\$0	0.00%	\$0	\$424
1476	MARM 2005-8 [26M]	\$19	0.00%	\$20	\$0	0.00%	\$0	\$20
1477	MARM 2005-8 [27YR]	\$546	0.00%	\$563	\$0	0.00%	\$0	\$563

	A	J	K	L	M	N	O	P
1	Name	GMACM Weighted Claim	GMACM Claim Share	GMACM Recovery	RFC Weighted Claim	RFC Claim Share	RFC Recovery	Total Recovery
1478	MARM 2005-8 [310YR]	\$360	0.00%	\$371	\$0	0.00%	\$0	\$371
1479	MARM 2006-OA2 [1]	\$0	0.00%	\$0	\$0	0.00%	\$0	\$0
1480	MARM 2006-OA2 [2]	\$0	0.00%	\$0	\$0	0.00%	\$0	\$0
1481	MARM 2006-OA2 [3]	\$3,129	0.00%	\$3,228	\$3,129	0.00%	\$3,107	\$6,335
1482	MARM 2006-OA2 [4]	\$0	0.00%	\$0	\$0	0.00%	\$0	\$0
1483	MARM 2007-1 [11M0]	\$0	0.00%	\$0	\$1,076	0.00%	\$1,068	\$1,068
1484	MARM 2007-1 [11M1]	\$0	0.00%	\$0	\$1,238	0.00%	\$1,229	\$1,229
1485	MARM 2007-1 [11M2]	\$0	0.00%	\$0	\$336	0.00%	\$334	\$334
1486	MARM 2007-1 [11M3]	\$0	0.00%	\$0	\$2,881	0.00%	\$2,860	\$2,860
1487	MARM 2007-1 [11T0]	\$0	0.00%	\$0	\$271	0.00%	\$269	\$269
1488	MARM 2007-1 [11T1]	\$0	0.00%	\$0	\$89	0.00%	\$89	\$89
1489	MARM 2007-1 [11T2]	\$0	0.00%	\$0	\$42	0.00%	\$42	\$42
1490	MARM 2007-1 [11T3]	\$0	0.00%	\$0	\$168	0.00%	\$167	\$167
1491	MARM 2007-1 [12M0]	\$0	0.00%	\$0	\$0	0.00%	\$0	\$0
1492	MARM 2007-1 [12M1]	\$0	0.00%	\$0	\$0	0.00%	\$0	\$0
1493	MARM 2007-1 [12M2]	\$0	0.00%	\$0	\$0	0.00%	\$0	\$0
1494	MARM 2007-1 [12M3]	\$0	0.00%	\$0	\$0	0.00%	\$0	\$0
1495	MARM 2007-1 [12T0]	\$0	0.00%	\$0	\$0	0.00%	\$0	\$0
1496	MARM 2007-1 [12T1]	\$0	0.00%	\$0	\$0	0.00%	\$0	\$0
1497	MARM 2007-1 [12T2]	\$0	0.00%	\$0	\$0	0.00%	\$0	\$0
1498	MARM 2007-1 [12T3]	\$0	0.00%	\$0	\$0	0.00%	\$0	\$0
1499	MARM 2007-1 [2]	\$0	0.00%	\$0	\$2,692	0.00%	\$2,673	\$2,673
1500	MARM 2007-2 [Total]	\$125	0.00%	\$129	\$0	0.00%	\$0	\$129
1501	MARP 2005-1 [1A]	\$12,430	0.01%	\$12,823	\$0	0.00%	\$0	\$12,823
1502	MARP 2005-1 [1B]	\$34,113	0.03%	\$35,192	\$0	0.00%	\$0	\$35,192
1503	MARP 2005-1 [1C]	\$31,482	0.02%	\$32,478	\$0	0.00%	\$0	\$32,478
1504	MARP 2005-1 [1D]	\$23,173	0.02%	\$23,906	\$0	0.00%	\$0	\$23,906
1505	MARP 2005-1 [1E]	\$9,490	0.01%	\$9,790	\$0	0.00%	\$0	\$9,790
1506	MARP 2005-1 [1F]	\$7,546	0.01%	\$7,785	\$0	0.00%	\$0	\$7,785
1507	MARP 2005-1 [2]	\$4,804	0.00%	\$4,955	\$0	0.00%	\$0	\$4,955
1508	MARP 2005-2 [POOL1_A]	\$13,949	0.01%	\$14,390	\$0	0.00%	\$0	\$14,390
1509	MARP 2005-2 [POOL1_B]	\$2,079	0.00%	\$2,145	\$0	0.00%	\$0	\$2,145
1510	MARP 2005-2 [POOL1_C]	\$1,092	0.00%	\$1,126	\$0	0.00%	\$0	\$1,126
1511	MARP 2005-2 [POOL1_D]	\$788	0.00%	\$813	\$0	0.00%	\$0	\$813
1512	MARP 2005-2 [POOL2]	\$872	0.00%	\$899	\$0	0.00%	\$0	\$899
1513	MARP 2006-1 [I_1]	\$2,200	0.00%	\$2,270	\$0	0.00%	\$0	\$2,270
1514	MARP 2006-1 [I_234]	\$724	0.00%	\$747	\$0	0.00%	\$0	\$747
1515	MARP 2006-1 [II]	\$64	0.00%	\$66	\$0	0.00%	\$0	\$66
1516	MARP 2006-2 [1]	\$64,492	0.05%	\$66,531	\$0	0.00%	\$0	\$66,531
1517	MARP 2006-2 [2]	\$1,263	0.00%	\$1,303	\$0	0.00%	\$0	\$1,303
1518	MASD 2004-1 [1A]	\$10,688	0.01%	\$11,026	\$0	0.00%	\$0	\$11,026

	A	J	K	L	M	N	O	P
1	Name	GMACM Weighted Claim	GMACM Claim Share	GMACM Recovery	RFC Weighted Claim	RFC Claim Share	RFC Recovery	Total Recovery
1519	MASD 2004-1 [1F]	\$28,471	0.02%	\$29,371	\$0	0.00%	\$0	\$29,371
1520	MASD 2004-2 [A]	\$8,861	0.01%	\$9,141	\$0	0.00%	\$0	\$9,141
1521	MASD 2004-2 [F]	\$15,775	0.01%	\$16,273	\$0	0.00%	\$0	\$16,273
1522	MASD 2005-1 [1]	\$2,075	0.00%	\$2,140	\$0	0.00%	\$0	\$2,140
1523	MASD 2005-1 [2]	\$2,056	0.00%	\$2,121	\$0	0.00%	\$0	\$2,121
1524	MASD 2005-2 [1]	\$14,652	0.01%	\$15,116	\$0	0.00%	\$0	\$15,116
1525	MASD 2005-2 [2]	\$20,837	0.02%	\$21,496	\$0	0.00%	\$0	\$21,496
1526	MASD 2005-3 [1]	\$27,466	0.02%	\$28,335	\$0	0.00%	\$0	\$28,335
1527	MASD 2005-3 [2]	\$31,603	0.02%	\$32,602	\$0	0.00%	\$0	\$32,602
1528	MASD 2006-1 [A]	\$74,980	0.06%	\$77,350	\$0	0.00%	\$0	\$77,350
1529	MASD 2006-1 [F]	\$33,179	0.03%	\$34,228	\$0	0.00%	\$0	\$34,228
1530	MASD 2006-2 [A]	\$7,392	0.01%	\$7,626	\$0	0.00%	\$0	\$7,626
1531	MASD 2006-2 [F]	\$3,019	0.00%	\$3,115	\$0	0.00%	\$0	\$3,115
1532	MASD 2006-3 [A]	\$5,310	0.00%	\$5,478	\$0	0.00%	\$0	\$5,478
1533	MASD 2006-3 [F]	\$3,508	0.00%	\$3,619	\$0	0.00%	\$0	\$3,619
1534	MASD 2007-1 [A]	\$0	0.00%	\$0	\$228,989	0.04%	\$227,329	\$227,329
1535	MASD 2007-1 [F]	\$0	0.00%	\$0	\$78,179	0.01%	\$77,612	\$77,612
1536	MASD 2007-2 [A]	\$0	0.00%	\$0	\$199,813	0.04%	\$198,365	\$198,365
1537	MASD 2007-2 [F]	\$0	0.00%	\$0	\$55,788	0.01%	\$55,384	\$55,384
1538	MASTR 2002-7 [1]	\$286	0.00%	\$295	\$0	0.00%	\$0	\$295
1539	MASTR 2002-7 [2]	\$585	0.00%	\$604	\$0	0.00%	\$0	\$604
1540	MASTR 2002-7 [3]	\$98	0.00%	\$101	\$0	0.00%	\$0	\$101
1541	MASTR 2002-8 [1]	\$23	0.00%	\$23	\$0	0.00%	\$0	\$23
1542	MASTR 2002-8 [2]	\$52	0.00%	\$54	\$0	0.00%	\$0	\$54
1543	MASTR 2003-10 [1]	\$82	0.00%	\$84	\$0	0.00%	\$0	\$84
1544	MASTR 2003-10 [2]	\$46	0.00%	\$47	\$0	0.00%	\$0	\$47
1545	MASTR 2003-10 [3]	\$923	0.00%	\$952	\$0	0.00%	\$0	\$952
1546	MASTR 2003-10 [4]	\$329	0.00%	\$340	\$0	0.00%	\$0	\$340
1547	MASTR 2003-10 [5]	\$44	0.00%	\$45	\$0	0.00%	\$0	\$45
1548	MASTR 2003-10 [6]	\$138	0.00%	\$143	\$0	0.00%	\$0	\$143
1549	MASTR 2003-11 [1]	\$25	0.00%	\$26	\$0	0.00%	\$0	\$26
1550	MASTR 2003-11 [10]	\$24	0.00%	\$25	\$0	0.00%	\$0	\$25
1551	MASTR 2003-11 [2]	\$36	0.00%	\$37	\$0	0.00%	\$0	\$37
1552	MASTR 2003-11 [3]	\$12	0.00%	\$12	\$0	0.00%	\$0	\$12
1553	MASTR 2003-11 [4]	\$8	0.00%	\$8	\$0	0.00%	\$0	\$8
1554	MASTR 2003-11 [5]	\$5	0.00%	\$5	\$0	0.00%	\$0	\$5
1555	MASTR 2003-11 [6]	\$54	0.00%	\$56	\$0	0.00%	\$0	\$56
1556	MASTR 2003-11 [7]	\$27	0.00%	\$28	\$0	0.00%	\$0	\$28
1557	MASTR 2003-11 [8]	\$18	0.00%	\$19	\$0	0.00%	\$0	\$19
1558	MASTR 2003-11 [9]	\$45	0.00%	\$46	\$0	0.00%	\$0	\$46
1559	MASTR 2003-12 [1]	\$68	0.00%	\$70	\$0	0.00%	\$0	\$70

	A	J	K	L	M	N	O	P
1	Name	GMACM Weighted Claim	GMACM Claim Share	GMACM Recovery	RFC Weighted Claim	RFC Claim Share	RFC Recovery	Total Recovery
1560	MASTR 2003-12 [2]	\$29	0.00%	\$30	\$0	0.00%	\$0	\$30
1561	MASTR 2003-12 [3]	\$207	0.00%	\$213	\$0	0.00%	\$0	\$213
1562	MASTR 2003-12 [4]	\$92	0.00%	\$95	\$0	0.00%	\$0	\$95
1563	MASTR 2003-12 [5]	\$24	0.00%	\$24	\$0	0.00%	\$0	\$24
1564	MASTR 2003-12 [6]	\$89	0.00%	\$92	\$0	0.00%	\$0	\$92
1565	MASTR 2003-2 [ONE]	\$355	0.00%	\$366	\$0	0.00%	\$0	\$366
1566	MASTR 2003-2 [THREE]	\$523	0.00%	\$539	\$0	0.00%	\$0	\$539
1567	MASTR 2003-2 [TWO]	\$669	0.00%	\$691	\$0	0.00%	\$0	\$691
1568	MASTR 2003-3 [FIVE]	\$83	0.00%	\$86	\$0	0.00%	\$0	\$86
1569	MASTR 2003-3 [FOUR]	\$20	0.00%	\$21	\$0	0.00%	\$0	\$21
1570	MASTR 2003-3 [ONE]	\$93	0.00%	\$96	\$0	0.00%	\$0	\$96
1571	MASTR 2003-3 [THREE]	\$251	0.00%	\$259	\$0	0.00%	\$0	\$259
1572	MASTR 2003-3 [TWO]	\$114	0.00%	\$118	\$0	0.00%	\$0	\$118
1573	MASTR 2003-3 [TWO]	\$3	0.00%	\$3	\$0	0.00%	\$0	\$3
1574	MASTR 2003-3 [TWO]	\$212	0.00%	\$219	\$0	0.00%	\$0	\$219
1575	MASTR 2003-4 [EIGHT]	\$7	0.00%	\$7	\$0	0.00%	\$0	\$7
1576	MASTR 2003-4 [FIVE]	\$10	0.00%	\$11	\$0	0.00%	\$0	\$11
1577	MASTR 2003-4 [FOUR]	\$10	0.00%	\$11	\$0	0.00%	\$0	\$11
1578	MASTR 2003-4 [ONE]	\$7	0.00%	\$8	\$0	0.00%	\$0	\$8
1579	MASTR 2003-4 [SEVEN]	\$0	0.00%	\$0	\$0	0.00%	\$0	\$0
1580	MASTR 2003-4 [SIX]	\$60	0.00%	\$62	\$0	0.00%	\$0	\$62
1581	MASTR 2003-4 [THREE]	\$5	0.00%	\$5	\$0	0.00%	\$0	\$5
1582	MASTR 2003-4 [TWO]	\$22	0.00%	\$23	\$0	0.00%	\$0	\$23
1583	MASTR 2003-5 [1]	\$21	0.00%	\$21	\$0	0.00%	\$0	\$21
1584	MASTR 2003-5 [2]	\$32	0.00%	\$33	\$0	0.00%	\$0	\$33
1585	MASTR 2003-5 [3]	\$2	0.00%	\$2	\$0	0.00%	\$0	\$2
1586	MASTR 2003-5 [4]	\$31	0.00%	\$32	\$0	0.00%	\$0	\$32
1587	MASTR 2003-5 [5]	\$16	0.00%	\$17	\$0	0.00%	\$0	\$17
1588	MASTR 2003-6 [EIGHT]	\$131	0.00%	\$135	\$0	0.00%	\$0	\$135
1589	MASTR 2003-6 [FIVE]	\$124	0.00%	\$128	\$0	0.00%	\$0	\$128
1590	MASTR 2003-6 [FOUR]	\$58	0.00%	\$60	\$0	0.00%	\$0	\$60
1591	MASTR 2003-6 [NINE]	\$123	0.00%	\$127	\$0	0.00%	\$0	\$127
1592	MASTR 2003-6 [ONE]	\$35	0.00%	\$36	\$0	0.00%	\$0	\$36
1593	MASTR 2003-6 [SEVEN]	\$54	0.00%	\$56	\$0	0.00%	\$0	\$56
1594	MASTR 2003-6 [SIX]	\$510	0.00%	\$526	\$0	0.00%	\$0	\$526
1595	MASTR 2003-6 [THREE]	\$605	0.00%	\$624	\$0	0.00%	\$0	\$624
1596	MASTR 2003-6 [TWO]	\$32	0.00%	\$33	\$0	0.00%	\$0	\$33
1597	MASTR 2003-7 [1]	\$81	0.00%	\$84	\$0	0.00%	\$0	\$84
1598	MASTR 2003-7 [2]	\$62	0.00%	\$64	\$0	0.00%	\$0	\$64
1599	MASTR 2003-7 [3]	\$7	0.00%	\$7	\$0	0.00%	\$0	\$7
1600	MASTR 2003-7 [4]	\$152	0.00%	\$157	\$0	0.00%	\$0	\$157

	A	J	K	L	M	N	O	P
1	Name	GMACM Weighted Claim	GMACM Claim Share	GMACM Recovery	RFC Weighted Claim	RFC Claim Share	RFC Recovery	Total Recovery
1601	MASTR 2003-7 [5]	\$4	0.00%	\$4	\$0	0.00%	\$0	\$4
1602	MASTR 2003-8 [1]	\$141	0.00%	\$146	\$0	0.00%	\$0	\$146
1603	MASTR 2003-8 [2]	\$92	0.00%	\$95	\$0	0.00%	\$0	\$95
1604	MASTR 2003-8 [3]	\$0	0.00%	\$0	\$0	0.00%	\$0	\$0
1605	MASTR 2003-8 [4]	\$16	0.00%	\$17	\$0	0.00%	\$0	\$17
1606	MASTR 2003-8 [5]	\$14	0.00%	\$15	\$0	0.00%	\$0	\$15
1607	MASTR 2003-8 [6]	\$5	0.00%	\$5	\$0	0.00%	\$0	\$5
1608	MASTR 2003-8 [7]	\$8	0.00%	\$8	\$0	0.00%	\$0	\$8
1609	MASTR 2003-8 [8]	\$51	0.00%	\$52	\$0	0.00%	\$0	\$52
1610	MASTR 2003-9 [1]	\$424	0.00%	\$438	\$0	0.00%	\$0	\$438
1611	MASTR 2003-9 [2]	\$431	0.00%	\$445	\$0	0.00%	\$0	\$445
1612	MASTR 2003-9 [3]	\$38	0.00%	\$39	\$0	0.00%	\$0	\$39
1613	MASTR 2003-9 [4]	\$53	0.00%	\$55	\$0	0.00%	\$0	\$55
1614	MASTR 2003-9 [5]	\$288	0.00%	\$297	\$0	0.00%	\$0	\$297
1615	MASTR 2004-1 [1]	\$2,323	0.00%	\$2,396	\$0	0.00%	\$0	\$2,396
1616	MASTR 2004-1 [2]	\$59	0.00%	\$60	\$0	0.00%	\$0	\$60
1617	MASTR 2004-1 [3]	\$713	0.00%	\$736	\$0	0.00%	\$0	\$736
1618	MASTR 2004-1 [4]	\$420	0.00%	\$433	\$0	0.00%	\$0	\$433
1619	MASTR 2004-1 [5]	\$1,688	0.00%	\$1,741	\$0	0.00%	\$0	\$1,741
1620	MASTR 2004-10 [1]	\$674	0.00%	\$696	\$0	0.00%	\$0	\$696
1621	MASTR 2004-10 [2]	\$852	0.00%	\$879	\$0	0.00%	\$0	\$879
1622	MASTR 2004-10 [3]	\$748	0.00%	\$772	\$0	0.00%	\$0	\$772
1623	MASTR 2004-10 [4]	\$783	0.00%	\$808	\$0	0.00%	\$0	\$808
1624	MASTR 2004-10 [5]	\$1,721	0.00%	\$1,776	\$0	0.00%	\$0	\$1,776
1625	MASTR 2004-10 [6]	\$928	0.00%	\$957	\$0	0.00%	\$0	\$957
1626	MASTR 2004-11 [1]	\$664	0.00%	\$685	\$0	0.00%	\$0	\$685
1627	MASTR 2004-11 [2]	\$766	0.00%	\$790	\$0	0.00%	\$0	\$790
1628	MASTR 2004-11 [3]	\$1,151	0.00%	\$1,188	\$0	0.00%	\$0	\$1,188
1629	MASTR 2004-11 [4]	\$3,278	0.00%	\$3,382	\$0	0.00%	\$0	\$3,382
1630	MASTR 2004-11 [5]	\$2,213	0.00%	\$2,283	\$0	0.00%	\$0	\$2,283
1631	MASTR 2004-3 [1]	\$375	0.00%	\$387	\$0	0.00%	\$0	\$387
1632	MASTR 2004-3 [2]	\$111	0.00%	\$115	\$0	0.00%	\$0	\$115
1633	MASTR 2004-3 [3]	\$892	0.00%	\$920	\$0	0.00%	\$0	\$920
1634	MASTR 2004-3 [4]	\$1,801	0.00%	\$1,858	\$0	0.00%	\$0	\$1,858
1635	MASTR 2004-3 [5]	\$118	0.00%	\$122	\$0	0.00%	\$0	\$122
1636	MASTR 2004-4 [ONE1]	\$175	0.00%	\$180	\$0	0.00%	\$0	\$180
1637	MASTR 2004-4 [ONE2]	\$168	0.00%	\$173	\$0	0.00%	\$0	\$173
1638	MASTR 2004-4 [ONE3]	\$12	0.00%	\$12	\$0	0.00%	\$0	\$12
1639	MASTR 2004-4 [THREE]	\$58	0.00%	\$60	\$0	0.00%	\$0	\$60
1640	MASTR 2004-4 [TWO]	\$686	0.00%	\$707	\$0	0.00%	\$0	\$707
1641	MASTR 2004-5 [1]	\$1,126	0.00%	\$1,161	\$0	0.00%	\$0	\$1,161

	A	J	K	L	M	N	O	P
1	Name	GMACM Weighted Claim	GMACM Claim Share	GMACM Recovery	RFC Weighted Claim	RFC Claim Share	RFC Recovery	Total Recovery
1642	MASTR 2004-5 [2]	\$247	0.00%	\$254	\$0	0.00%	\$0	\$254
1643	MASTR 2004-6 [1]	\$387	0.00%	\$399	\$0	0.00%	\$0	\$399
1644	MASTR 2004-6 [2A]	\$357	0.00%	\$368	\$0	0.00%	\$0	\$368
1645	MASTR 2004-6 [2B]	\$277	0.00%	\$285	\$0	0.00%	\$0	\$285
1646	MASTR 2004-6 [3]	\$393	0.00%	\$405	\$0	0.00%	\$0	\$405
1647	MASTR 2004-6 [4]	\$274	0.00%	\$282	\$0	0.00%	\$0	\$282
1648	MASTR 2004-6 [5]	\$401	0.00%	\$414	\$0	0.00%	\$0	\$414
1649	MASTR 2004-6 [6]	\$192	0.00%	\$198	\$0	0.00%	\$0	\$198
1650	MASTR 2004-6 [7]	\$421	0.00%	\$434	\$0	0.00%	\$0	\$434
1651	MASTR 2004-8 [1]	\$6	0.00%	\$6	\$0	0.00%	\$0	\$6
1652	MASTR 2004-8 [2]	\$16	0.00%	\$16	\$0	0.00%	\$0	\$16
1653	MASTR 2004-8 [3]	\$3	0.00%	\$3	\$0	0.00%	\$0	\$3
1654	MASTR 2004-8 [4]	\$9	0.00%	\$9	\$0	0.00%	\$0	\$9
1655	MASTR 2004-9 [1]	\$210	0.00%	\$216	\$0	0.00%	\$0	\$216
1656	MASTR 2004-9 [2]	\$3,238	0.00%	\$3,340	\$0	0.00%	\$0	\$3,340
1657	MASTR 2004-9 [3]	\$890	0.00%	\$918	\$0	0.00%	\$0	\$918
1658	MASTR 2004-9 [4]	\$1,082	0.00%	\$1,116	\$0	0.00%	\$0	\$1,116
1659	MASTR 2004-9 [5]	\$170	0.00%	\$175	\$0	0.00%	\$0	\$175
1660	MASTR 2004-9 [6]	\$333	0.00%	\$343	\$0	0.00%	\$0	\$343
1661	MASTR 2004-9 [7]	\$174	0.00%	\$179	\$0	0.00%	\$0	\$179
1662	MASTR 2004-9 [8]	\$530	0.00%	\$547	\$0	0.00%	\$0	\$547
1663	MHL 2004-1 [Total]	\$10,254	0.01%	\$10,578	\$0	0.00%	\$0	\$10,578
1664	MHL 2004-2 [Total]	\$8,316	0.01%	\$8,579	\$0	0.00%	\$0	\$8,579
1665	MHL 2005-1 [1]	\$12,409	0.01%	\$12,802	\$0	0.00%	\$0	\$12,802
1666	MHL 2005-1 [2]	\$1,880	0.00%	\$1,939	\$0	0.00%	\$0	\$1,939
1667	MHL 2005-2 [1]	\$10,862	0.01%	\$11,205	\$0	0.00%	\$0	\$11,205
1668	MHL 2005-2 [2]	\$1,281	0.00%	\$1,321	\$0	0.00%	\$0	\$1,321
1669	MHL 2005-3 [Total]	\$20,556	0.02%	\$21,206	\$0	0.00%	\$0	\$21,206
1670	MHL 2005-4 [Total]	\$27,447	0.02%	\$28,314	\$0	0.00%	\$0	\$28,314
1671	MHL 2005-5 [Total]	\$38,729	0.03%	\$39,953	\$0	0.00%	\$0	\$39,953
1672	MHL 2005-AR1 [Total]	\$18,798	0.01%	\$19,392	\$0	0.00%	\$0	\$19,392
1673	MHL 2006-1 [1A1]	\$10,541	0.01%	\$10,875	\$0	0.00%	\$0	\$10,875
1674	MHL 2006-1 [1A2]	\$16,674	0.01%	\$17,201	\$0	0.00%	\$0	\$17,201
1675	MHL 2006-1 [TWO]	\$14,331	0.01%	\$14,784	\$0	0.00%	\$0	\$14,784
1676	MHL 2007-1 [IA]	\$178,904	0.14%	\$184,561	\$0	0.00%	\$0	\$184,561
1677	MHL 2007-1 [IF]	\$119,589	0.09%	\$123,370	\$0	0.00%	\$0	\$123,370
1678	MHL 2007-1 [IIA]	\$336,195	0.26%	\$346,825	\$0	0.00%	\$0	\$346,825
1679	MHL 2007-1 [IIF]	\$140,308	0.11%	\$144,744	\$0	0.00%	\$0	\$144,744
1680	MHL 2007-2 [Total]	\$136	0.00%	\$140	\$43	0.00%	\$43	\$183
1681	MLMI 2003-A2 [FOUR]	\$417	0.00%	\$430	\$0	0.00%	\$0	\$430
1682	MLMI 2003-A2 [ONE]	\$385	0.00%	\$397	\$0	0.00%	\$0	\$397

	A	J	K	L	M	N	O	P
1	Name	GMACM Weighted Claim	GMACM Claim Share	GMACM Recovery	RFC Weighted Claim	RFC Claim Share	RFC Recovery	Total Recovery
1683	MLMI 2003-A2 [THREE]	\$815	0.00%	\$841	\$0	0.00%	\$0	\$841
1684	MLMI 2003-A2 [TWO]	\$176	0.00%	\$181	\$0	0.00%	\$0	\$181
1685	MLMI 2003-A4 [1]	\$5,366	0.00%	\$5,536	\$0	0.00%	\$0	\$5,536
1686	MLMI 2003-A4 [2]	\$1,283	0.00%	\$1,323	\$0	0.00%	\$0	\$1,323
1687	MLMI 2003-A4 [3]	\$879	0.00%	\$906	\$0	0.00%	\$0	\$906
1688	MLMI 2003-A4 [4]	\$272	0.00%	\$281	\$0	0.00%	\$0	\$281
1689	MLMI 2005-A6 [1]	\$109,165	0.09%	\$112,617	\$0	0.00%	\$0	\$112,617
1690	MLMI 2005-A6 [2]	\$153,450	0.12%	\$158,302	\$0	0.00%	\$0	\$158,302
1691	MMFT 2007-1A [Total]	\$0	0.00%	\$0	\$0	0.00%	\$0	\$0
1692	MSM 2005-10 [1]	\$25	0.00%	\$26	\$0	0.00%	\$0	\$26
1693	MSM 2005-10 [2]	\$3	0.00%	\$3	\$0	0.00%	\$0	\$3
1694	MSM 2005-10 [3]	\$6	0.00%	\$6	\$0	0.00%	\$0	\$6
1695	MSM 2005-10 [4]	\$16	0.00%	\$16	\$0	0.00%	\$0	\$16
1696	MSM 2005-11AR [1]	\$195	0.00%	\$201	\$62	0.00%	\$62	\$262
1697	MSM 2005-11AR [2]	\$98	0.00%	\$101	\$31	0.00%	\$31	\$132
1698	MSM 2005-3AR [1]	\$29	0.00%	\$29	\$9	0.00%	\$9	\$39
1699	MSM 2005-3AR [2]	\$37	0.00%	\$38	\$12	0.00%	\$12	\$49
1700	MSM 2005-3AR [3]	\$22	0.00%	\$23	\$7	0.00%	\$7	\$30
1701	MSM 2005-3AR [4]	\$7	0.00%	\$7	\$2	0.00%	\$2	\$9
1702	MSM 2005-3AR [5]	\$5	0.00%	\$5	\$2	0.00%	\$2	\$7
1703	MSM 2005-5AR [1A]	\$215	0.00%	\$222	\$69	0.00%	\$68	\$290
1704	MSM 2005-5AR [1F]	\$130	0.00%	\$134	\$42	0.00%	\$41	\$175
1705	MSM 2005-5AR [2]	\$56	0.00%	\$58	\$18	0.00%	\$18	\$76
1706	MSM 2005-5AR [3]	\$50	0.00%	\$52	\$16	0.00%	\$16	\$68
1707	MSM 2005-5AR [4]	\$59	0.00%	\$61	\$19	0.00%	\$19	\$79
1708	MSM 2005-6AR [11A]	\$65	0.00%	\$67	\$21	0.00%	\$21	\$87
1709	MSM 2005-6AR [11F]	\$42	0.00%	\$43	\$13	0.00%	\$13	\$56
1710	MSM 2005-6AR [2]	\$22	0.00%	\$23	\$7	0.00%	\$7	\$30
1711	MSM 2005-6AR [3]	\$25	0.00%	\$26	\$8	0.00%	\$8	\$34
1712	MSM 2005-6AR [4]	\$8	0.00%	\$8	\$2	0.00%	\$2	\$10
1713	MSM 2005-6AR [5]	\$47	0.00%	\$49	\$15	0.00%	\$15	\$64
1714	MSM 2005-6AR [6]	\$11	0.00%	\$12	\$4	0.00%	\$4	\$15
1715	MSM 2005-7 [1]	\$1	0.00%	\$1	\$0	0.00%	\$0	\$1
1716	MSM 2005-7 [2]	\$1	0.00%	\$1	\$0	0.00%	\$0	\$1
1717	MSM 2005-7 [3]	\$2	0.00%	\$2	\$1	0.00%	\$1	\$3
1718	MSM 2005-7 [4]	\$1	0.00%	\$1	\$0	0.00%	\$0	\$2
1719	MSM 2005-7 [5]	\$0	0.00%	\$0	\$0	0.00%	\$0	\$0
1720	MSM 2005-7 [6]	\$3	0.00%	\$3	\$1	0.00%	\$1	\$4
1721	MSM 2005-7 [7]	\$3	0.00%	\$3	\$1	0.00%	\$1	\$4
1722	MSM 2005-9AR [1A]	\$27	0.00%	\$28	\$9	0.00%	\$9	\$37
1723	MSM 2005-9AR [1F]	\$15	0.00%	\$15	\$5	0.00%	\$5	\$20



	A	J	K	L	M	N	O	P
1	Name	GMACM Weighted Claim	GMACM Claim Share	GMACM Recovery	RFC Weighted Claim	RFC Claim Share	RFC Recovery	Total Recovery
1724	MSM 2005-9AR [2]	\$21	0.00%	\$21	\$7	0.00%	\$7	\$28
1725	MSM 2005-9AR [3]	\$6	0.00%	\$6	\$2	0.00%	\$2	\$7
1726	MSM 2006-11 [1]	\$5	0.00%	\$5	\$2	0.00%	\$2	\$7
1727	MSM 2006-11 [2]	\$3	0.00%	\$3	\$1	0.00%	\$1	\$4
1728	MSM 2006-11 [3]	\$2	0.00%	\$2	\$1	0.00%	\$1	\$3
1729	MSM 2006-12XS [Total]	\$51	0.00%	\$53	\$16	0.00%	\$16	\$69
1730	MSM 2006-15XS [Total]	\$0	0.00%	\$0	\$0	0.00%	\$0	\$0
1731	MSM 2006-17XS [Total]	\$0	0.00%	\$0	\$0	0.00%	\$0	\$0
1732	MSM 2006-1AR [1A]	\$510	0.00%	\$526	\$163	0.00%	\$162	\$688
1733	MSM 2006-1AR [1F]	\$251	0.00%	\$259	\$80	0.00%	\$80	\$339
1734	MSM 2006-1AR [2]	\$109	0.00%	\$113	\$35	0.00%	\$35	\$148
1735	MSM 2006-1AR [3]	\$61	0.00%	\$63	\$19	0.00%	\$19	\$82
1736	MSM 2006-1AR [4]	\$63	0.00%	\$65	\$20	0.00%	\$20	\$85
1737	MSM 2006-7 [1]	\$4	0.00%	\$4	\$1	0.00%	\$1	\$6
1738	MSM 2006-7 [2]	\$17	0.00%	\$18	\$5	0.00%	\$5	\$23
1739	MSM 2006-7 [3]	\$10	0.00%	\$10	\$3	0.00%	\$3	\$13
1740	MSM 2006-7 [4]	\$13	0.00%	\$13	\$4	0.00%	\$4	\$17
1741	MSM 2007-1XS [1]	\$88	0.00%	\$91	\$28	0.00%	\$28	\$119
1742	MSM 2007-1XS [2]	\$185	0.00%	\$191	\$59	0.00%	\$59	\$249
1743	MSM 2007-2AX [1]	\$454	0.00%	\$468	\$145	0.00%	\$144	\$612
1744	MSM 2007-2AX [2]	\$1,292	0.00%	\$1,333	\$413	0.00%	\$410	\$1,743
1745	MSM 2007-3XS [1]	\$204	0.00%	\$211	\$65	0.00%	\$65	\$275
1746	MSM 2007-3XS [2]	\$476	0.00%	\$491	\$152	0.00%	\$151	\$642
1747	MSM 2007-6XS [1]	\$148	0.00%	\$153	\$47	0.00%	\$47	\$200
1748	MSM 2007-6XS [2]	\$182	0.00%	\$187	\$58	0.00%	\$58	\$245
1749	MSM 2007-7AX [1]	\$724	0.00%	\$746	\$231	0.00%	\$230	\$976
1750	MSM 2007-7AX [2]	\$3,555	0.00%	\$3,667	\$1,137	0.00%	\$1,128	\$4,795
1751	MSM 2007-8XS [Total]	\$0	0.00%	\$0	\$0	0.00%	\$0	\$0
1752	MSSTR 2004-1 [1]	\$150	0.00%	\$154	\$0	0.00%	\$0	\$154
1753	MSSTR 2004-1 [2]	\$504	0.00%	\$520	\$0	0.00%	\$0	\$520
1754	MSSTR 2004-1 [3]	\$46	0.00%	\$47	\$0	0.00%	\$0	\$47
1755	MSSTR 2004-1 [4]	\$84	0.00%	\$87	\$0	0.00%	\$0	\$87
1756	MSSTR 2005-1 [1]	\$520	0.00%	\$536	\$0	0.00%	\$0	\$536
1757	MSSTR 2005-1 [2]	\$271	0.00%	\$279	\$0	0.00%	\$0	\$279
1758	MSSTR 2005-1 [3]	\$136	0.00%	\$140	\$0	0.00%	\$0	\$140
1759	MSSTR 2005-1 [4]	\$148	0.00%	\$153	\$0	0.00%	\$0	\$153
1760	MSSTR 2005-2 [FIVE]	\$57	0.00%	\$59	\$0	0.00%	\$0	\$59
1761	MSSTR 2005-2 [FOUR]	\$161	0.00%	\$166	\$0	0.00%	\$0	\$166
1762	MSSTR 2005-2 [ONE/TWO]	\$664	0.00%	\$685	\$0	0.00%	\$0	\$685
1763	MSSTR 2005-2 [THREE]	\$301	0.00%	\$311	\$0	0.00%	\$0	\$311
1764	NAA 2004-AP1 [Total]	\$7,349	0.01%	\$7,582	\$0	0.00%	\$0	\$7,582

	A	J	K	L	M	N	O	P
1	GMACM Weighted							
	Name	Claim	GMACM Claim Share	GMACM Recovery	RFC Weighted Claim	RFC Claim Share	RFC Recovery	Total Recovery
1765	NAA 2004-AP2 [Total]	\$42,017	0.03%	\$43,345	\$0	0.00%	\$0	\$43,345
1766	NAA 2004-AP3 [Total]	\$3,532	0.00%	\$3,644	\$0	0.00%	\$0	\$3,644
1767	NAA 2004-AR1 [1]	\$4,006	0.00%	\$4,133	\$0	0.00%	\$0	\$4,133
1768	NAA 2004-AR1 [2]	\$5,725	0.00%	\$5,906	\$0	0.00%	\$0	\$5,906
1769	NAA 2004-AR1 [3]	\$5,910	0.00%	\$6,097	\$0	0.00%	\$0	\$6,097
1770	NAA 2004-AR1 [4]	\$5,079	0.00%	\$5,239	\$0	0.00%	\$0	\$5,239
1771	NAA 2004-AR1 [5A]	\$10,358	0.01%	\$10,685	\$0	0.00%	\$0	\$10,685
1772	NAA 2004-AR1 [5B]	\$8,531	0.01%	\$8,801	\$0	0.00%	\$0	\$8,801
1773	NAA 2005-AP1 [1]	\$26,198	0.02%	\$27,026	\$0	0.00%	\$0	\$27,026
1774	NAA 2005-AP1 [2]	\$43,808	0.03%	\$45,193	\$0	0.00%	\$0	\$45,193
1775	NAA 2005-AP2 [Total]	\$106,844	0.08%	\$110,222	\$0	0.00%	\$0	\$110,222
1776	NAA 2005-AP3 [Total]	\$126,894	0.10%	\$130,906	\$0	0.00%	\$0	\$130,906
1777	NAA 2005-AR3 [1]	\$3,454	0.00%	\$3,563	\$0	0.00%	\$0	\$3,563
1778	NAA 2005-AR3 [2]	\$999	0.00%	\$1,031	\$0	0.00%	\$0	\$1,031
1779	NAA 2005-AR3 [3]	\$1,741	0.00%	\$1,796	\$0	0.00%	\$0	\$1,796
1780	NAA 2005-AR4 [1]	\$299	0.00%	\$308	\$0	0.00%	\$0	\$308
1781	NAA 2005-AR4 [2]	\$232	0.00%	\$239	\$0	0.00%	\$0	\$239
1782	NAA 2005-AR4 [3]	\$1,009	0.00%	\$1,041	\$0	0.00%	\$0	\$1,041
1783	NAA 2005-AR4 [4]	\$971	0.00%	\$1,002	\$0	0.00%	\$0	\$1,002
1784	NAA 2005-AR4 [5]	\$2,063	0.00%	\$2,128	\$0	0.00%	\$0	\$2,128
1785	NAA 2005-AR5 [1]	\$1,095	0.00%	\$1,129	\$0	0.00%	\$0	\$1,129
1786	NAA 2005-AR5 [2]	\$2,466	0.00%	\$2,544	\$0	0.00%	\$0	\$2,544
1787	NAA 2005-AR5 [3]	\$9,107	0.01%	\$9,394	\$0	0.00%	\$0	\$9,394
1788	NAA 2005-AR6 [136]	\$143	0.00%	\$147	\$0	0.00%	\$0	\$147
1789	NAA 2005-AR6 [260]	\$174	0.00%	\$180	\$0	0.00%	\$0	\$180
1790	NAA 2005-AR6 [360]	\$162	0.00%	\$167	\$0	0.00%	\$0	\$167
1791	NAA 2005-AR6 [41]	\$16	0.00%	\$17	\$0	0.00%	\$0	\$17
1792	NAA 2005-AR6 [412]	\$51	0.00%	\$53	\$0	0.00%	\$0	\$53
1793	NAA 2005-AR6 [424]	\$492	0.00%	\$507	\$0	0.00%	\$0	\$507
1794	NAA 2005-AR6 [436]	\$93	0.00%	\$96	\$0	0.00%	\$0	\$96
1795	NAA 2005-AR6 [46]	\$145	0.00%	\$150	\$0	0.00%	\$0	\$150
1796	NAA 2005-AR6 [460]	\$54	0.00%	\$56	\$0	0.00%	\$0	\$56
1797	NAA 2005-S1 [Total]	\$344	0.00%	\$355	\$0	0.00%	\$0	\$355
1798	NAA 2005-S2 [Total]	\$7,594	0.01%	\$7,834	\$0	0.00%	\$0	\$7,834
1799	NAA 2005-S3 [Total]	\$4,173	0.00%	\$4,305	\$0	0.00%	\$0	\$4,305
1800	NAA 2005-S4 [Total]	\$7	0.00%	\$7	\$0	0.00%	\$0	\$7
1801	NAA 2006-AF1 [I]	\$944	0.00%	\$974	\$0	0.00%	\$0	\$974
1802	NAA 2006-AF1 [II]	\$54	0.00%	\$56	\$0	0.00%	\$0	\$56
1803	NAA 2006-AF1 [III]	\$373	0.00%	\$385	\$0	0.00%	\$0	\$385
1804	NAA 2006-AF1 [IV]	\$109	0.00%	\$112	\$0	0.00%	\$0	\$112
1805	NAA 2006-AF1 [V]	\$65	0.00%	\$68	\$0	0.00%	\$0	\$68

	A	J	K	L	M	N	O	P
1	Name	GMACM Weighted Claim	GMACM Claim Share	GMACM Recovery	RFC Weighted Claim	RFC Claim Share	RFC Recovery	Total Recovery
1806	NAA 2006-AF2 [1]	\$375	0.00%	\$387	\$0	0.00%	\$0	\$387
1807	NAA 2006-AF2 [2]	\$30	0.00%	\$31	\$0	0.00%	\$0	\$31
1808	NAA 2006-AF2 [3]	\$139	0.00%	\$143	\$0	0.00%	\$0	\$143
1809	NAA 2006-AF2 [4]	\$37	0.00%	\$38	\$0	0.00%	\$0	\$38
1810	NAA 2006-AF2 [5]	\$206	0.00%	\$213	\$0	0.00%	\$0	\$213
1811	NAA 2006-AP1 [Total]	\$548	0.00%	\$566	\$0	0.00%	\$0	\$566
1812	NAA 2006-AR1 [1]	\$58	0.00%	\$60	\$0	0.00%	\$0	\$60
1813	NAA 2006-AR1 [2]	\$195	0.00%	\$201	\$0	0.00%	\$0	\$201
1814	NAA 2006-AR1 [3]	\$48	0.00%	\$50	\$0	0.00%	\$0	\$50
1815	NAA 2006-AR1 [4]	\$32	0.00%	\$33	\$0	0.00%	\$0	\$33
1816	NAA 2006-AR1 [5]	\$414	0.00%	\$427	\$0	0.00%	\$0	\$427
1817	NAA 2006-AR2 [1]	\$67	0.00%	\$69	\$0	0.00%	\$0	\$69
1818	NAA 2006-AR2 [2]	\$264	0.00%	\$272	\$0	0.00%	\$0	\$272
1819	NAA 2006-AR2 [3]	\$420	0.00%	\$433	\$0	0.00%	\$0	\$433
1820	NAA 2006-AR3 [Total]	\$218,790	0.17%	\$225,708	\$0	0.00%	\$0	\$225,708
1821	NAA 2006-AR4 [Total]	\$406,394	0.32%	\$419,243	\$0	0.00%	\$0	\$419,243
1822	NAA 2006-S1 [Total]	\$27	0.00%	\$28	\$0	0.00%	\$0	\$28
1823	NAA 2006-S2 [Total]	\$535	0.00%	\$552	\$0	0.00%	\$0	\$552
1824	NAA 2006-S3 [Total]	\$0	0.00%	\$0	\$0	0.00%	\$0	\$0
1825	NAA 2006-S4 [Total]	\$34	0.00%	\$35	\$0	0.00%	\$0	\$35
1826	NAA 2006-S5 [Total]	\$10	0.00%	\$10	\$0	0.00%	\$0	\$10
1827	NAA 2007-1 [1]	\$0	0.00%	\$0	\$0	0.00%	\$0	\$0
1828	NAA 2007-1 [2]	\$359,435	0.28%	\$370,800	\$0	0.00%	\$0	\$370,800
1829	NAA 2007-2 [Total]	\$351,848	0.27%	\$362,972	\$0	0.00%	\$0	\$362,972
1830	NAA 2007-3 [Total]	\$58,968	0.05%	\$60,832	\$0	0.00%	\$0	\$60,832
1831	NAA 2007-S1 [Total]	\$12	0.00%	\$12	\$0	0.00%	\$0	\$12
1832	NAA 2007-S2 [Total]	\$0	0.00%	\$0	\$0	0.00%	\$0	\$0
1833	NCHET 2004-A [1]	\$100,293	0.08%	\$103,464	\$0	0.00%	\$0	\$103,464
1834	NCHET 2004-A [2]	\$65,649	0.05%	\$67,725	\$0	0.00%	\$0	\$67,725
1835	NCHET 2004-A [3A]	\$27,905	0.02%	\$28,787	\$0	0.00%	\$0	\$28,787
1836	NCHET 2004-A [3B]	\$37,659	0.03%	\$38,850	\$0	0.00%	\$0	\$38,850
1837	NHELI 2006-AF1 [Total]	\$983	0.00%	\$1,014	\$0	0.00%	\$0	\$1,014
1838	NHELI 2007-1 [1]	\$331,387	0.26%	\$341,864	\$0	0.00%	\$0	\$341,864
1839	NHELI 2007-1 [2_1]	\$84,868	0.07%	\$87,552	\$0	0.00%	\$0	\$87,552
1840	NHELI 2007-1 [2_2]	\$385,132	0.30%	\$397,309	\$0	0.00%	\$0	\$397,309
1841	PFCA 2002-IFC1 [Total]	\$22	0.00%	\$23	\$7	0.00%	\$7	\$30
1842	PFCA 2002-IFC2 [Total]	\$16	0.00%	\$16	\$5	0.00%	\$5	\$21
1843	PFCA 2003-IFC4 [Total]	\$18	0.00%	\$19	\$6	0.00%	\$6	\$25
1844	PFCA 2003-IFC5 [Total]	\$24	0.00%	\$25	\$8	0.00%	\$8	\$33
1845	PFCA 2003-IFC6 [Total]	\$45	0.00%	\$46	\$14	0.00%	\$14	\$60
1846	PRIME 2003-3 [Total]	\$0	0.00%	\$0	\$0	0.00%	\$0	\$0

	A	J	K	L	M	N	O	P
1	Name	GMACM Weighted Claim	GMACM Claim Share	GMACM Recovery	RFC Weighted Claim	RFC Claim Share	RFC Recovery	Total Recovery
1847	PRIME 2004-1 [1]	\$0	0.00%	\$0	\$0	0.00%	\$0	\$0
1848	PRIME 2004-1 [2]	\$0	0.00%	\$0	\$0	0.00%	\$0	\$0
1849	PRIME 2004-CL1 [1]	\$46	0.00%	\$48	\$0	0.00%	\$0	\$48
1850	PRIME 2004-CL1 [2]	\$8	0.00%	\$9	\$0	0.00%	\$0	\$9
1851	PRIME 2004-CL1 [3]	\$14	0.00%	\$14	\$0	0.00%	\$0	\$14
1852	PRIME 2004-CL2 [Total]	\$1,023	0.00%	\$1,055	\$0	0.00%	\$0	\$1,055
1853	PRIME 2005-2 [1]	\$969	0.00%	\$999	\$0	0.00%	\$0	\$999
1854	PRIME 2005-2 [2]	\$981	0.00%	\$1,012	\$0	0.00%	\$0	\$1,012
1855	PRIME 2005-4 [1]	\$76	0.00%	\$78	\$0	0.00%	\$0	\$78
1856	PRIME 2005-4 [2]	\$117	0.00%	\$121	\$0	0.00%	\$0	\$121
1857	PRIME 2005-5 [1]	\$479	0.00%	\$494	\$0	0.00%	\$0	\$494
1858	PRIME 2005-5 [2]	\$713	0.00%	\$735	\$0	0.00%	\$0	\$735
1859	PRIME 2006-1 [Total]	\$6,711	0.01%	\$6,923	\$6,711	0.00%	\$6,662	\$13,585
1860	PRIME 2006-CL1 [Total]	\$3,784	0.00%	\$3,904	\$0	0.00%	\$0	\$3,904
1861	RAAC 2004-RP1 [1A]	\$0	0.00%	\$0	\$129,233	0.02%	\$128,296	\$128,296
1862	RAAC 2004-RP1 [1F]	\$0	0.00%	\$0	\$118,863	0.02%	\$118,001	\$118,001
1863	RAAC 2004-RP1 [2A]	\$0	0.00%	\$0	\$95,299	0.02%	\$94,608	\$94,608
1864	RAAC 2004-RP1 [2F]	\$0	0.00%	\$0	\$125,422	0.02%	\$124,513	\$124,513
1865	RAAC 2004-SP1 [1]	\$0	0.00%	\$0	\$52,265	0.01%	\$51,886	\$51,886
1866	RAAC 2004-SP1 [2]	\$0	0.00%	\$0	\$33,710	0.01%	\$33,466	\$33,466
1867	RAAC 2004-SP2 [1]	\$0	0.00%	\$0	\$2,703	0.00%	\$2,683	\$2,683
1868	RAAC 2004-SP2 [2]	\$0	0.00%	\$0	\$15,414	0.00%	\$15,302	\$15,302
1869	RAAC 2004-SP3 [1]	\$0	0.00%	\$0	\$49,573	0.01%	\$49,213	\$49,213
1870	RAAC 2004-SP3 [2]	\$0	0.00%	\$0	\$63,095	0.01%	\$62,638	\$62,638
1871	RAAC 2005-RP1 [1]	\$0	0.00%	\$0	\$503,280	0.09%	\$499,632	\$499,632
1872	RAAC 2005-RP1 [2]	\$0	0.00%	\$0	\$296,783	0.06%	\$294,632	\$294,632
1873	RAAC 2005-RP2 [A]	\$0	0.00%	\$0	\$372,322	0.07%	\$369,624	\$369,624
1874	RAAC 2005-RP2 [F]	\$0	0.00%	\$0	\$417,627	0.08%	\$414,600	\$414,600
1875	RAAC 2005-RP3 [A]	\$0	0.00%	\$0	\$657,004	0.12%	\$652,242	\$652,242
1876	RAAC 2005-RP3 [F]	\$0	0.00%	\$0	\$392,609	0.07%	\$389,764	\$389,764
1877	RAAC 2005-SP1 [1]	\$0	0.00%	\$0	\$29,053	0.01%	\$28,843	\$28,843
1878	RAAC 2005-SP1 [2]	\$0	0.00%	\$0	\$46,207	0.01%	\$45,872	\$45,872
1879	RAAC 2005-SP1 [3]	\$0	0.00%	\$0	\$24,327	0.00%	\$24,151	\$24,151
1880	RAAC 2005-SP1 [4]	\$0	0.00%	\$0	\$16,881	0.00%	\$16,758	\$16,758
1881	RAAC 2005-SP2 [1A]	\$0	0.00%	\$0	\$188,174	0.04%	\$186,810	\$186,810
1882	RAAC 2005-SP2 [1F]	\$0	0.00%	\$0	\$88,126	0.02%	\$87,488	\$87,488
1883	RAAC 2005-SP2 [2A]	\$0	0.00%	\$0	\$190,775	0.04%	\$189,392	\$189,392
1884	RAAC 2005-SP2 [2F]	\$0	0.00%	\$0	\$93,115	0.02%	\$92,440	\$92,440
1885	RAAC 2005-SP3 [A]	\$0	0.00%	\$0	\$366,862	0.07%	\$364,203	\$364,203
1886	RAAC 2005-SP3 [F]	\$0	0.00%	\$0	\$275,012	0.05%	\$273,019	\$273,019
1887	RAAC 2006-RP1 [A]	\$0	0.00%	\$0	\$750,965	0.14%	\$745,522	\$745,522

	A	J	K	L	M	N	O	P
1	Name	GMACM Weighted Claim	GMACM Claim Share	GMACM Recovery	RFC Weighted Claim	RFC Claim Share	RFC Recovery	Total Recovery
1888	RAAC 2006-RP1 [F]	\$0	0.00%	\$0	\$412,288	0.08%	\$409,300	\$409,300
1889	RAAC 2006-RP2 [A]	\$0	0.00%	\$0	\$1,259,198	0.24%	\$1,250,072	\$1,250,072
1890	RAAC 2006-RP2 [F]	\$0	0.00%	\$0	\$626,841	0.12%	\$622,298	\$622,298
1891	RAAC 2006-RP3 [A]	\$0	0.00%	\$0	\$1,340,131	0.25%	\$1,330,419	\$1,330,419
1892	RAAC 2006-RP3 [F]	\$0	0.00%	\$0	\$589,091	0.11%	\$584,821	\$584,821
1893	RAAC 2006-RP4 [A]	\$0	0.00%	\$0	\$1,254,461	0.24%	\$1,245,370	\$1,245,370
1894	RAAC 2006-RP4 [F]	\$0	0.00%	\$0	\$715,309	0.13%	\$710,125	\$710,125
1895	RAAC 2006-SP1 [A]	\$0	0.00%	\$0	\$1,001,493	0.19%	\$994,234	\$994,234
1896	RAAC 2006-SP1 [F]	\$0	0.00%	\$0	\$211,423	0.04%	\$209,890	\$209,890
1897	RAAC 2006-SP2 [1F]	\$0	0.00%	\$0	\$363,200	0.07%	\$360,568	\$360,568
1898	RAAC 2006-SP2 [2F]	\$0	0.00%	\$0	\$55,135	0.01%	\$54,735	\$54,735
1899	RAAC 2006-SP2 [A]	\$0	0.00%	\$0	\$937,952	0.18%	\$931,154	\$931,154
1900	RAAC 2006-SP3 [A]	\$0	0.00%	\$0	\$789,956	0.15%	\$784,231	\$784,231
1901	RAAC 2006-SP3 [F1]	\$0	0.00%	\$0	\$320,374	0.06%	\$318,053	\$318,053
1902	RAAC 2006-SP3 [F2]	\$0	0.00%	\$0	\$33,211	0.01%	\$32,970	\$32,970
1903	RAAC 2006-SP4 [A]	\$0	0.00%	\$0	\$708,419	0.13%	\$703,285	\$703,285
1904	RAAC 2006-SP4 [F1]	\$0	0.00%	\$0	\$269,228	0.05%	\$267,277	\$267,277
1905	RAAC 2006-SP4 [F2]	\$0	0.00%	\$0	\$29,894	0.01%	\$29,677	\$29,677
1906	RAAC 2007-RP1 [A]	\$0	0.00%	\$0	\$1,439,148	0.27%	\$1,428,718	\$1,428,718
1907	RAAC 2007-RP1 [F]	\$0	0.00%	\$0	\$493,257	0.09%	\$489,682	\$489,682
1908	RAAC 2007-RP2 [A]	\$0	0.00%	\$0	\$1,192,597	0.22%	\$1,183,953	\$1,183,953
1909	RAAC 2007-RP2 [F]	\$0	0.00%	\$0	\$356,473	0.07%	\$353,889	\$353,889
1910	RAAC 2007-RP3 [A]	\$0	0.00%	\$0	\$1,915,592	0.36%	\$1,901,709	\$1,901,709
1911	RAAC 2007-RP3 [F]	\$0	0.00%	\$0	\$608,737	0.11%	\$604,325	\$604,325
1912	RAAC 2007-RP4 [A]	\$0	0.00%	\$0	\$1,506,880	0.28%	\$1,495,959	\$1,495,959
1913	RAAC 2007-RP4 [F]	\$0	0.00%	\$0	\$422,132	0.08%	\$419,073	\$419,073
1914	RAAC 2007-SP1 [A]	\$0	0.00%	\$0	\$691,631	0.13%	\$686,618	\$686,618
1915	RAAC 2007-SP1 [F_1]	\$0	0.00%	\$0	\$485,909	0.09%	\$482,388	\$482,388
1916	RAAC 2007-SP1 [F_2]	\$0	0.00%	\$0	\$13,125	0.00%	\$13,030	\$13,030
1917	RAAC 2007-SP2 [A]	\$0	0.00%	\$0	\$1,111,542	0.21%	\$1,103,486	\$1,103,486
1918	RAAC 2007-SP2 [F_1]	\$0	0.00%	\$0	\$536,483	0.10%	\$532,595	\$532,595
1919	RAAC 2007-SP2 [F_2]	\$0	0.00%	\$0	\$31,521	0.01%	\$31,293	\$31,293
1920	RAAC 2007-SP3 [A]	\$0	0.00%	\$0	\$1,456,063	0.27%	\$1,445,511	\$1,445,511
1921	RAAC 2007-SP3 [F]	\$0	0.00%	\$0	\$383,546	0.07%	\$380,766	\$380,766
1922	RALI 1999-QS4 [Total]	\$0	0.00%	\$0	\$2,462	0.00%	\$2,445	\$2,445
1923	RALI 2001-QS13 [Total]	\$0	0.00%	\$0	\$4,283	0.00%	\$4,252	\$4,252
1924	RALI 2001-QS16 [Total]	\$0	0.00%	\$0	\$19,056	0.00%	\$18,918	\$18,918
1925	RALI 2001-QS17 [Total]	\$0	0.00%	\$0	\$21,108	0.00%	\$20,955	\$20,955
1926	RALI 2001-QS18 [Total]	\$0	0.00%	\$0	\$28,847	0.01%	\$28,638	\$28,638
1927	RALI 2001-QS19 [Total]	\$0	0.00%	\$0	\$5,101	0.00%	\$5,064	\$5,064
1928	RALI 2002-QS1 [Total]	\$0	0.00%	\$0	\$21,227	0.00%	\$21,073	\$21,073

	A	J	K	L	M	N	O	P
1	Name	GMACM Weighted Claim	GMACM Claim Share	GMACM Recovery	RFC Weighted Claim	RFC Claim Share	RFC Recovery	Total Recovery
1929	RALI 2002-QS10 [Total]	\$0	0.00%	\$0	\$8,943	0.00%	\$8,879	\$8,879
1930	RALI 2002-QS11 [Total]	\$0	0.00%	\$0	\$29,615	0.01%	\$29,400	\$29,400
1931	RALI 2002-QS12 [Total]	\$0	0.00%	\$0	\$38,433	0.01%	\$38,154	\$38,154
1932	RALI 2002-QS13 [Total]	\$0	0.00%	\$0	\$6,959	0.00%	\$6,909	\$6,909
1933	RALI 2002-QS14 [Total]	\$0	0.00%	\$0	\$20,954	0.00%	\$20,802	\$20,802
1934	RALI 2002-QS15 [1]	\$0	0.00%	\$0	\$22,579	0.00%	\$22,415	\$22,415
1935	RALI 2002-QS15 [2]	\$0	0.00%	\$0	\$14,056	0.00%	\$13,954	\$13,954
1936	RALI 2002-QS16 [Total]	\$0	0.00%	\$0	\$4,760	0.00%	\$4,725	\$4,725
1937	RALI 2002-QS17 [1]	\$0	0.00%	\$0	\$31,126	0.01%	\$30,901	\$30,901
1938	RALI 2002-QS17 [2]	\$0	0.00%	\$0	\$22,040	0.00%	\$21,880	\$21,880
1939	RALI 2002-QS18 [Total]	\$0	0.00%	\$0	\$8,097	0.00%	\$8,038	\$8,038
1940	RALI 2002-QS19 [Total]	\$0	0.00%	\$0	\$72,704	0.01%	\$72,177	\$72,177
1941	RALI 2002-QS2 [Total]	\$0	0.00%	\$0	\$18,383	0.00%	\$18,249	\$18,249
1942	RALI 2002-QS3 [Total]	\$0	0.00%	\$0	\$40,373	0.01%	\$40,080	\$40,080
1943	RALI 2002-QS4 [Total]	\$0	0.00%	\$0	\$4,744	0.00%	\$4,709	\$4,709
1944	RALI 2002-QS5 [Total]	\$0	0.00%	\$0	\$41,500	0.01%	\$41,199	\$41,199
1945	RALI 2002-QS6 [Total]	\$0	0.00%	\$0	\$45,297	0.01%	\$44,969	\$44,969
1946	RALI 2002-QS7 [Total]	\$0	0.00%	\$0	\$26,318	0.00%	\$26,128	\$26,128
1947	RALI 2002-QS8 [Total]	\$0	0.00%	\$0	\$3,967	0.00%	\$3,938	\$3,938
1948	RALI 2002-QS9 [Total]	\$0	0.00%	\$0	\$30,609	0.01%	\$30,388	\$30,388
1949	RALI 2003-QA1 [1]	\$0	0.00%	\$0	\$23,047	0.00%	\$22,880	\$22,880
1950	RALI 2003-QA1 [2]	\$0	0.00%	\$0	\$12,926	0.00%	\$12,833	\$12,833
1951	RALI 2003-QS1 [Total]	\$0	0.00%	\$0	\$72,956	0.01%	\$72,427	\$72,427
1952	RALI 2003-QS10 [Total]	\$0	0.00%	\$0	\$93,920	0.02%	\$93,240	\$93,240
1953	RALI 2003-QS11 [Total]	\$0	0.00%	\$0	\$121,142	0.02%	\$120,264	\$120,264
1954	RALI 2003-QS12 [Total]	\$0	0.00%	\$0	\$11,605	0.00%	\$11,521	\$11,521
1955	RALI 2003-QS13 [Total]	\$0	0.00%	\$0	\$108,178	0.02%	\$107,394	\$107,394
1956	RALI 2003-QS14 [Total]	\$0	0.00%	\$0	\$10,508	0.00%	\$10,432	\$10,432
1957	RALI 2003-QS15 [Total]	\$0	0.00%	\$0	\$109,249	0.02%	\$108,458	\$108,458
1958	RALI 2003-QS16 [Total]	\$0	0.00%	\$0	\$14,274	0.00%	\$14,170	\$14,170
1959	RALI 2003-QS17 [1]	\$0	0.00%	\$0	\$19,200	0.00%	\$19,061	\$19,061
1960	RALI 2003-QS17 [2]	\$0	0.00%	\$0	\$86,159	0.02%	\$85,535	\$85,535
1961	RALI 2003-QS17 [3]	\$0	0.00%	\$0	\$17,450	0.00%	\$17,324	\$17,324
1962	RALI 2003-QS18 [Total]	\$0	0.00%	\$0	\$6,772	0.00%	\$6,723	\$6,723
1963	RALI 2003-QS19 [1]	\$0	0.00%	\$0	\$26,738	0.01%	\$26,544	\$26,544
1964	RALI 2003-QS19 [2]	\$0	0.00%	\$0	\$35,266	0.01%	\$35,011	\$35,011
1965	RALI 2003-QS19 [3]	\$0	0.00%	\$0	\$33,986	0.01%	\$33,740	\$33,740
1966	RALI 2003-QS2 [Total]	\$0	0.00%	\$0	\$56,276	0.01%	\$55,868	\$55,868
1967	RALI 2003-QS20 [1]	\$0	0.00%	\$0	\$1,655	0.00%	\$1,643	\$1,643
1968	RALI 2003-QS20 [2]	\$0	0.00%	\$0	\$11,007	0.00%	\$10,927	\$10,927
1969	RALI 2003-QS21 [Total]	\$0	0.00%	\$0	\$83,345	0.02%	\$82,741	\$82,741

	A	J	K	L	M	N	O	P
1	Name	GMACM Weighted Claim	GMACM Claim Share	GMACM Recovery	RFC Weighted Claim	RFC Claim Share	RFC Recovery	Total Recovery
1970	RALI 2003-QS22 [Total]	\$0	0.00%	\$0	\$63,497	0.01%	\$63,037	\$63,037
1971	RALI 2003-QS23 [Total]	\$0	0.00%	\$0	\$9,753	0.00%	\$9,683	\$9,683
1972	RALI 2003-QS3 [Total]	\$0	0.00%	\$0	\$9,172	0.00%	\$9,105	\$9,105
1973	RALI 2003-QS4 [Total]	\$0	0.00%	\$0	\$63,147	0.01%	\$62,689	\$62,689
1974	RALI 2003-QS5 [Total]	\$0	0.00%	\$0	\$15,546	0.00%	\$15,433	\$15,433
1975	RALI 2003-QS6 [Total]	\$0	0.00%	\$0	\$50,801	0.01%	\$50,433	\$50,433
1976	RALI 2003-QS7 [Total]	\$0	0.00%	\$0	\$47,809	0.01%	\$47,462	\$47,462
1977	RALI 2003-QS8 [Total]	\$0	0.00%	\$0	\$57,180	0.01%	\$56,766	\$56,766
1978	RALI 2003-QS9 [Total]	\$0	0.00%	\$0	\$8,372	0.00%	\$8,312	\$8,312
1979	RALI 2004-QA1 [1_2YR]	\$0	0.00%	\$0	\$6,154	0.00%	\$6,109	\$6,109
1980	RALI 2004-QA1 [1_3YR]	\$0	0.00%	\$0	\$18,234	0.00%	\$18,102	\$18,102
1981	RALI 2004-QA1 [1_5YR]	\$0	0.00%	\$0	\$27,489	0.01%	\$27,290	\$27,290
1982	RALI 2004-QA1 [2_2YR]	\$0	0.00%	\$0	\$643	0.00%	\$639	\$639
1983	RALI 2004-QA1 [2_3YR]	\$0	0.00%	\$0	\$5,457	0.00%	\$5,417	\$5,417
1984	RALI 2004-QA1 [2_5YR]	\$0	0.00%	\$0	\$8,380	0.00%	\$8,320	\$8,320
1985	RALI 2004-QA2 [1]	\$0	0.00%	\$0	\$129,398	0.02%	\$128,460	\$128,460
1986	RALI 2004-QA2 [2]	\$0	0.00%	\$0	\$48,830	0.01%	\$48,476	\$48,476
1987	RALI 2004-QA3 [CB-I]	\$0	0.00%	\$0	\$29,391	0.01%	\$29,178	\$29,178
1988	RALI 2004-QA3 [CB-II]	\$0	0.00%	\$0	\$40,087	0.01%	\$39,796	\$39,796
1989	RALI 2004-QA3 [NB-I]	\$0	0.00%	\$0	\$10,414	0.00%	\$10,339	\$10,339
1990	RALI 2004-QA3 [NB-II]	\$0	0.00%	\$0	\$34,141	0.01%	\$33,894	\$33,894
1991	RALI 2004-QA4 [CBI]	\$0	0.00%	\$0	\$53,811	0.01%	\$53,421	\$53,421
1992	RALI 2004-QA4 [NBI]	\$0	0.00%	\$0	\$18,669	0.00%	\$18,534	\$18,534
1993	RALI 2004-QA4 [NBII]	\$0	0.00%	\$0	\$48,865	0.01%	\$48,511	\$48,511
1994	RALI 2004-QA4 [NBIII]	\$0	0.00%	\$0	\$6,204	0.00%	\$6,159	\$6,159
1995	RALI 2004-QA5 [1]	\$0	0.00%	\$0	\$28,442	0.01%	\$28,236	\$28,236
1996	RALI 2004-QA5 [2]	\$0	0.00%	\$0	\$7,164	0.00%	\$7,112	\$7,112
1997	RALI 2004-QA5 [3]	\$0	0.00%	\$0	\$141,889	0.03%	\$140,861	\$140,861
1998	RALI 2004-QA6 [1]	\$0	0.00%	\$0	\$80,774	0.02%	\$80,188	\$80,188
1999	RALI 2004-QA6 [2]	\$0	0.00%	\$0	\$59,121	0.01%	\$58,693	\$58,693
2000	RALI 2004-QA6 [3]	\$0	0.00%	\$0	\$188,649	0.04%	\$187,282	\$187,282
2001	RALI 2004-QA6 [4]	\$0	0.00%	\$0	\$102,757	0.02%	\$102,013	\$102,013
2002	RALI 2004-QA6 [5]	\$0	0.00%	\$0	\$65,076	0.01%	\$64,605	\$64,605
2003	RALI 2004-QA6 [6]	\$0	0.00%	\$0	\$61,645	0.01%	\$61,198	\$61,198
2004	RALI 2004-QS1 [Total]	\$0	0.00%	\$0	\$94,444	0.02%	\$93,760	\$93,760
2005	RALI 2004-QS10 [Total]	\$0	0.00%	\$0	\$87,041	0.02%	\$86,410	\$86,410
2006	RALI 2004-QS11 [Total]	\$0	0.00%	\$0	\$74,313	0.01%	\$73,774	\$73,774
2007	RALI 2004-QS12 [Total]	\$0	0.00%	\$0	\$150,157	0.03%	\$149,069	\$149,069
2008	RALI 2004-QS13 [CB]	\$0	0.00%	\$0	\$15,650	0.00%	\$15,537	\$15,537
2009	RALI 2004-QS13 [NB]	\$0	0.00%	\$0	\$722	0.00%	\$717	\$717
2010	RALI 2004-QS14 [Total]	\$0	0.00%	\$0	\$90,475	0.02%	\$89,820	\$89,820

	A	J	K	L	M	N	O	P
1	Name	GMACM Weighted Claim	GMACM Claim Share	GMACM Recovery	RFC Weighted Claim	RFC Claim Share	RFC Recovery	Total Recovery
2011	RALI 2004-QS15 [Total]	\$0	0.00%	\$0	\$111,477	0.02%	\$110,669	\$110,669
2012	RALI 2004-QS16 [1]	\$0	0.00%	\$0	\$203,428	0.04%	\$201,953	\$201,953
2013	RALI 2004-QS16 [2]	\$0	0.00%	\$0	\$24,001	0.00%	\$23,827	\$23,827
2014	RALI 2004-QS2 [AI]	\$0	0.00%	\$0	\$15,655	0.00%	\$15,542	\$15,542
2015	RALI 2004-QS2 [CB]	\$0	0.00%	\$0	\$89,983	0.02%	\$89,331	\$89,331
2016	RALI 2004-QS3 [CB]	\$0	0.00%	\$0	\$16,768	0.00%	\$16,647	\$16,647
2017	RALI 2004-QS3 [I]	\$0	0.00%	\$0	\$2,106	0.00%	\$2,091	\$2,091
2018	RALI 2004-QS3 [II]	\$0	0.00%	\$0	\$1,687	0.00%	\$1,674	\$1,674
2019	RALI 2004-QS4 [Total]	\$0	0.00%	\$0	\$96,164	0.02%	\$95,467	\$95,467
2020	RALI 2004-QS5 [Total]	\$0	0.00%	\$0	\$104,586	0.02%	\$103,828	\$103,828
2021	RALI 2004-QS6 [Total]	\$0	0.00%	\$0	\$17,795	0.00%	\$17,666	\$17,666
2022	RALI 2004-QS7 [Total]	\$0	0.00%	\$0	\$160,402	0.03%	\$159,240	\$159,240
2023	RALI 2004-QS8 [Total]	\$0	0.00%	\$0	\$95,201	0.02%	\$94,511	\$94,511
2024	RALI 2004-QS9 [Total]	\$0	0.00%	\$0	\$17,697	0.00%	\$17,568	\$17,568
2025	RALI 2005-QA1 [Total]	\$0	0.00%	\$0	\$321,397	0.06%	\$319,068	\$319,068
2026	RALI 2005-QA10 [1]	\$0	0.00%	\$0	\$21,826	0.00%	\$21,667	\$21,667
2027	RALI 2005-QA10 [2]	\$0	0.00%	\$0	\$252,057	0.05%	\$250,230	\$250,230
2028	RALI 2005-QA10 [3]	\$0	0.00%	\$0	\$772,152	0.15%	\$766,555	\$766,555
2029	RALI 2005-QA10 [4]	\$0	0.00%	\$0	\$214,828	0.04%	\$213,271	\$213,271
2030	RALI 2005-QA11 [1]	\$0	0.00%	\$0	\$18,154	0.00%	\$18,022	\$18,022
2031	RALI 2005-QA11 [2]	\$0	0.00%	\$0	\$176,961	0.03%	\$175,679	\$175,679
2032	RALI 2005-QA11 [3]	\$0	0.00%	\$0	\$114,532	0.02%	\$113,702	\$113,702
2033	RALI 2005-QA11 [4]	\$0	0.00%	\$0	\$468,192	0.09%	\$464,799	\$464,799
2034	RALI 2005-QA11 [5]	\$0	0.00%	\$0	\$202,023	0.04%	\$200,559	\$200,559
2035	RALI 2005-QA11 [6]	\$0	0.00%	\$0	\$82,231	0.02%	\$81,635	\$81,635
2036	RALI 2005-QA12 [1]	\$0	0.00%	\$0	\$163,761	0.03%	\$162,574	\$162,574
2037	RALI 2005-QA12 [2]	\$0	0.00%	\$0	\$108,887	0.02%	\$108,098	\$108,098
2038	RALI 2005-QA12 [3]	\$0	0.00%	\$0	\$146,781	0.03%	\$145,718	\$145,718
2039	RALI 2005-QA12 [4]	\$0	0.00%	\$0	\$79,806	0.02%	\$79,228	\$79,228
2040	RALI 2005-QA12 [5]	\$0	0.00%	\$0	\$96,392	0.02%	\$95,693	\$95,693
2041	RALI 2005-QA13 [1]	\$0	0.00%	\$0	\$216,644	0.04%	\$215,074	\$215,074
2042	RALI 2005-QA13 [2]	\$0	0.00%	\$0	\$1,078,941	0.20%	\$1,071,121	\$1,071,121
2043	RALI 2005-QA13 [3]	\$0	0.00%	\$0	\$97,717	0.02%	\$97,009	\$97,009
2044	RALI 2005-QA2 [A1I]	\$0	0.00%	\$0	\$67,987	0.01%	\$67,494	\$67,494
2045	RALI 2005-QA2 [A1II]	\$0	0.00%	\$0	\$75,787	0.01%	\$75,238	\$75,238
2046	RALI 2005-QA2 [CBI]	\$0	0.00%	\$0	\$92,762	0.02%	\$92,090	\$92,090
2047	RALI 2005-QA2 [CBII]	\$0	0.00%	\$0	\$168,968	0.03%	\$167,743	\$167,743
2048	RALI 2005-QA2 [NBI]	\$0	0.00%	\$0	\$41,952	0.01%	\$41,648	\$41,648
2049	RALI 2005-QA2 [NBII]	\$0	0.00%	\$0	\$93,051	0.02%	\$92,377	\$92,377
2050	RALI 2005-QA3 [1]	\$0	0.00%	\$0	\$179,427	0.03%	\$178,127	\$178,127
2051	RALI 2005-QA3 [2]	\$0	0.00%	\$0	\$112,387	0.02%	\$111,573	\$111,573



	A	J	K	L	M	N	O	P
1	Name	GMACM Weighted Claim	GMACM Claim Share	GMACM Recovery	RFC Weighted Claim	RFC Claim Share	RFC Recovery	Total Recovery
2052	RALI 2005-QA3 [3]	\$0	0.00%	\$0	\$142,618	0.03%	\$141,585	\$141,585
2053	RALI 2005-QA3 [4]	\$0	0.00%	\$0	\$46,964	0.01%	\$46,624	\$46,624
2054	RALI 2005-QA3 [5]	\$0	0.00%	\$0	\$18,170	0.00%	\$18,038	\$18,038
2055	RALI 2005-QA3 [6]	\$0	0.00%	\$0	\$5,523	0.00%	\$5,483	\$5,483
2056	RALI 2005-QA3 [7]	\$0	0.00%	\$0	\$54,216	0.01%	\$53,823	\$53,823
2057	RALI 2005-QA3 [8]	\$0	0.00%	\$0	\$31,765	0.01%	\$31,535	\$31,535
2058	RALI 2005-QA4 [1]	\$0	0.00%	\$0	\$192,402	0.04%	\$191,007	\$191,007
2059	RALI 2005-QA4 [2]	\$0	0.00%	\$0	\$115,070	0.02%	\$114,236	\$114,236
2060	RALI 2005-QA4 [3]	\$0	0.00%	\$0	\$239,046	0.05%	\$237,314	\$237,314
2061	RALI 2005-QA4 [4]	\$0	0.00%	\$0	\$121,471	0.02%	\$120,591	\$120,591
2062	RALI 2005-QA4 [5]	\$0	0.00%	\$0	\$25,706	0.00%	\$25,520	\$25,520
2063	RALI 2005-QA5 [1]	\$0	0.00%	\$0	\$57,974	0.01%	\$57,554	\$57,554
2064	RALI 2005-QA5 [2]	\$0	0.00%	\$0	\$67,232	0.01%	\$66,745	\$66,745
2065	RALI 2005-QA6 [1]	\$0	0.00%	\$0	\$230,414	0.04%	\$228,744	\$228,744
2066	RALI 2005-QA6 [2]	\$0	0.00%	\$0	\$137,921	0.03%	\$136,921	\$136,921
2067	RALI 2005-QA6 [3]	\$0	0.00%	\$0	\$193,356	0.04%	\$191,955	\$191,955
2068	RALI 2005-QA6 [4]	\$0	0.00%	\$0	\$151,013	0.03%	\$149,918	\$149,918
2069	RALI 2005-QA6 [5]	\$0	0.00%	\$0	\$58,076	0.01%	\$57,655	\$57,655
2070	RALI 2005-QA7 [1]	\$0	0.00%	\$0	\$167,207	0.03%	\$165,995	\$165,995
2071	RALI 2005-QA7 [2]	\$0	0.00%	\$0	\$647,313	0.12%	\$642,621	\$642,621
2072	RALI 2005-QA8 [1]	\$0	0.00%	\$0	\$169,921	0.03%	\$168,690	\$168,690
2073	RALI 2005-QA8 [2]	\$0	0.00%	\$0	\$89,784	0.02%	\$89,133	\$89,133
2074	RALI 2005-QA8 [3]	\$0	0.00%	\$0	\$313,276	0.06%	\$311,006	\$311,006
2075	RALI 2005-QA8 [4]	\$0	0.00%	\$0	\$117,513	0.02%	\$116,662	\$116,662
2076	RALI 2005-QA8 [5]	\$0	0.00%	\$0	\$82,556	0.02%	\$81,958	\$81,958
2077	RALI 2005-QA8 [6]	\$0	0.00%	\$0	\$48,050	0.01%	\$47,702	\$47,702
2078	RALI 2005-QA9 [1]	\$0	0.00%	\$0	\$182,400	0.03%	\$181,078	\$181,078
2079	RALI 2005-QA9 [2]	\$0	0.00%	\$0	\$125,210	0.02%	\$124,302	\$124,302
2080	RALI 2005-QA9 [3]	\$0	0.00%	\$0	\$651,868	0.12%	\$647,144	\$647,144
2081	RALI 2005-QA9 [4]	\$0	0.00%	\$0	\$352,040	0.07%	\$349,488	\$349,488
2082	RALI 2005-QO1 [Total]	\$0	0.00%	\$0	\$993,032	0.19%	\$985,835	\$985,835
2083	RALI 2005-QO2 [Total]	\$0	0.00%	\$0	\$672,648	0.13%	\$667,773	\$667,773
2084	RALI 2005-QO3 [Total]	\$0	0.00%	\$0	\$893,963	0.17%	\$887,484	\$887,484
2085	RALI 2005-QO4 [1]	\$0	0.00%	\$0	\$497,390	0.09%	\$493,785	\$493,785
2086	RALI 2005-QO4 [2]	\$0	0.00%	\$0	\$996,349	0.19%	\$989,128	\$989,128
2087	RALI 2005-QO5 [Total]	\$0	0.00%	\$0	\$2,626,339	0.50%	\$2,607,305	\$2,607,305
2088	RALI 2005-QS1 [Total]	\$0	0.00%	\$0	\$162,766	0.03%	\$161,586	\$161,586
2089	RALI 2005-QS10 [1]	\$0	0.00%	\$0	\$81,095	0.02%	\$80,507	\$80,507
2090	RALI 2005-QS10 [2]	\$0	0.00%	\$0	\$74,229	0.01%	\$73,691	\$73,691
2091	RALI 2005-QS10 [3]	\$0	0.00%	\$0	\$154,879	0.03%	\$153,756	\$153,756
2092	RALI 2005-QS11 [Total]	\$0	0.00%	\$0	\$260,768	0.05%	\$258,878	\$258,878

	A	J	K	L	M	N	O	P
1	Name	GMACM Weighted Claim	GMACM Claim Share	GMACM Recovery	RFC Weighted Claim	RFC Claim Share	RFC Recovery	Total Recovery
2093	RALI 2005-QS12 [Total]	\$0	0.00%	\$0	\$642,996	0.12%	\$638,336	\$638,336
2094	RALI 2005-QS13 [1]	\$0	0.00%	\$0	\$429,621	0.08%	\$426,508	\$426,508
2095	RALI 2005-QS13 [2]	\$0	0.00%	\$0	\$439,569	0.08%	\$436,383	\$436,383
2096	RALI 2005-QS14 [1]	\$0	0.00%	\$0	\$81,730	0.02%	\$81,137	\$81,137
2097	RALI 2005-QS14 [2]	\$0	0.00%	\$0	\$196,598	0.04%	\$195,173	\$195,173
2098	RALI 2005-QS14 [3]	\$0	0.00%	\$0	\$386,063	0.07%	\$383,265	\$383,265
2099	RALI 2005-QS15 [1]	\$0	0.00%	\$0	\$160,263	0.03%	\$159,102	\$159,102
2100	RALI 2005-QS15 [2]	\$0	0.00%	\$0	\$69,024	0.01%	\$68,523	\$68,523
2101	RALI 2005-QS15 [3]	\$0	0.00%	\$0	\$423,411	0.08%	\$420,343	\$420,343
2102	RALI 2005-QS16 [Total]	\$0	0.00%	\$0	\$647,172	0.12%	\$642,481	\$642,481
2103	RALI 2005-QS17 [Total]	\$0	0.00%	\$0	\$917,310	0.17%	\$910,662	\$910,662
2104	RALI 2005-QS2 [Total]	\$0	0.00%	\$0	\$167,817	0.03%	\$166,601	\$166,601
2105	RALI 2005-QS3 [111]	\$0	0.00%	\$0	\$81,944	0.02%	\$81,350	\$81,350
2106	RALI 2005-QS3 [2]	\$0	0.00%	\$0	\$50,978	0.01%	\$50,608	\$50,608
2107	RALI 2005-QS3 [312]	\$0	0.00%	\$0	\$231,761	0.04%	\$230,081	\$230,081
2108	RALI 2005-QS4 [Total]	\$0	0.00%	\$0	\$187,826	0.04%	\$186,465	\$186,465
2109	RALI 2005-QS5 [Total]	\$0	0.00%	\$0	\$0	0.00%	\$0	\$0
2110	RALI 2005-QS6 [Total]	\$0	0.00%	\$0	\$279,541	0.05%	\$277,515	\$277,515
2111	RALI 2005-QS7 [1]	\$0	0.00%	\$0	\$275,328	0.05%	\$273,333	\$273,333
2112	RALI 2005-QS7 [2]	\$0	0.00%	\$0	\$110,637	0.02%	\$109,836	\$109,836
2113	RALI 2005-QS8 [Total]	\$0	0.00%	\$0	\$30,988	0.01%	\$30,763	\$30,763
2114	RALI 2005-QS9 [Total]	\$0	0.00%	\$0	\$408,291	0.08%	\$405,332	\$405,332
2115	RALI 2006-QA1 [1]	\$0	0.00%	\$0	\$217,432	0.04%	\$215,857	\$215,857
2116	RALI 2006-QA1 [2]	\$0	0.00%	\$0	\$934,148	0.18%	\$927,378	\$927,378
2117	RALI 2006-QA1 [3]	\$0	0.00%	\$0	\$230,273	0.04%	\$228,604	\$228,604
2118	RALI 2006-QA10 [Total]	\$0	0.00%	\$0	\$1,190,925	0.22%	\$1,182,294	\$1,182,294
2119	RALI 2006-QA11 [Total]	\$0	0.00%	\$0	\$1,258,808	0.24%	\$1,249,685	\$1,249,685
2120	RALI 2006-QA2 [1]	\$0	0.00%	\$0	\$774,132	0.15%	\$768,521	\$768,521
2121	RALI 2006-QA2 [2]	\$0	0.00%	\$0	\$117,965	0.02%	\$117,111	\$117,111
2122	RALI 2006-QA2 [3]	\$0	0.00%	\$0	\$84,931	0.02%	\$84,316	\$84,316
2123	RALI 2006-QA3 [Total]	\$0	0.00%	\$0	\$1,000,413	0.19%	\$993,162	\$993,162
2124	RALI 2006-QA4 [1]	\$0	0.00%	\$0	\$796,494	0.15%	\$790,722	\$790,722
2125	RALI 2006-QA5 [1]	\$0	0.00%	\$0	\$1,524,586	0.29%	\$1,513,537	\$1,513,537
2126	RALI 2006-QA5 [2]	\$0	0.00%	\$0	\$213,176	0.04%	\$211,631	\$211,631
2127	RALI 2006-QA6 [Total]	\$0	0.00%	\$0	\$1,812,986	0.34%	\$1,799,847	\$1,799,847
2128	RALI 2006-QA7 [1]	\$0	0.00%	\$0	\$684,480	0.13%	\$679,520	\$679,520
2129	RALI 2006-QA7 [2]	\$0	0.00%	\$0	\$1,176,571	0.22%	\$1,168,044	\$1,168,044
2130	RALI 2006-QA8 [Total]	\$0	0.00%	\$0	\$2,562,476	0.48%	\$2,543,905	\$2,543,905
2131	RALI 2006-QA9 [Total]	\$0	0.00%	\$0	\$901,721	0.17%	\$895,185	\$895,185
2132	RALI 2006-QH1 [Total]	\$0	0.00%	\$0	\$993,270	0.19%	\$986,072	\$986,072
2133	RALI 2006-QO1 [1]	\$0	0.00%	\$0	\$166,045	0.03%	\$164,842	\$164,842

	A	J	K	L	M	N	O	P
1	Name	GMACM Weighted Claim	GMACM Claim Share	GMACM Recovery	RFC Weighted Claim	RFC Claim Share	RFC Recovery	Total Recovery
2134	RALI 2006-QO1 [2]	\$0	0.00%	\$0	\$489,884	0.09%	\$486,334	\$486,334
2135	RALI 2006-QO1 [3]	\$0	0.00%	\$0	\$1,492,372	0.28%	\$1,481,557	\$1,481,557
2136	RALI 2006-QO10 [1]	\$0	0.00%	\$0	\$2,357,825	0.44%	\$2,340,737	\$2,340,737
2137	RALI 2006-QO10 [2]	\$0	0.00%	\$0	\$756,418	0.14%	\$750,936	\$750,936
2138	RALI 2006-QO2 [Total]	\$0	0.00%	\$0	\$1,606,472	0.30%	\$1,594,829	\$1,594,829
2139	RALI 2006-QO3 [Total]	\$0	0.00%	\$0	\$1,755,883	0.33%	\$1,743,158	\$1,743,158
2140	RALI 2006-QO4 [1]	\$0	0.00%	\$0	\$0	0.00%	\$0	\$0
2141	RALI 2006-QO4 [2]	\$0	0.00%	\$0	\$0	0.00%	\$0	\$0
2142	RALI 2006-QO5 [1]	\$0	0.00%	\$0	\$1,184,787	0.22%	\$1,176,201	\$1,176,201
2143	RALI 2006-QO5 [2]	\$0	0.00%	\$0	\$1,308,605	0.25%	\$1,299,121	\$1,299,121
2144	RALI 2006-QO5 [3]	\$0	0.00%	\$0	\$696,534	0.13%	\$691,486	\$691,486
2145	RALI 2006-QO6 [Total]	\$0	0.00%	\$0	\$3,895,357	0.73%	\$3,867,126	\$3,867,126
2146	RALI 2006-QO7 [1]	\$0	0.00%	\$0	\$2,065,770	0.39%	\$2,050,799	\$2,050,799
2147	RALI 2006-QO7 [2]	\$0	0.00%	\$0	\$1,460,821	0.28%	\$1,450,234	\$1,450,234
2148	RALI 2006-QO7 [3_PP_0YR]	\$0	0.00%	\$0	\$601,630	0.11%	\$597,270	\$597,270
2149	RALI 2006-QO7 [3_PP_1YR]	\$0	0.00%	\$0	\$739,362	0.14%	\$734,004	\$734,004
2150	RALI 2006-QO7 [3_PP_3YR]	\$0	0.00%	\$0	\$20,355	0.00%	\$20,208	\$20,208
2151	RALI 2006-QO8 [1NO_PP]	\$0	0.00%	\$0	\$406,643	0.08%	\$403,696	\$403,696
2152	RALI 2006-QO8 [1PP_1YR]	\$0	0.00%	\$0	\$801,423	0.15%	\$795,614	\$795,614
2153	RALI 2006-QO8 [1PP_3YR]	\$0	0.00%	\$0	\$1,517,317	0.29%	\$1,506,320	\$1,506,320
2154	RALI 2006-QO8 [2PP_3YR]	\$0	0.00%	\$0	\$1,572,156	0.30%	\$1,560,762	\$1,560,762
2155	RALI 2006-QO9 [1NO_PP]	\$0	0.00%	\$0	\$279,501	0.05%	\$277,475	\$277,475
2156	RALI 2006-QO9 [1PP_1YR]	\$0	0.00%	\$0	\$559,668	0.11%	\$555,611	\$555,611
2157	RALI 2006-QO9 [1PP_23YR]	\$0	0.00%	\$0	\$1,220	0.00%	\$1,211	\$1,211
2158	RALI 2006-QO9 [1PP_3YR]	\$0	0.00%	\$0	\$1,078,991	0.20%	\$1,071,171	\$1,071,171
2159	RALI 2006-QO9 [2PP_3YR]	\$0	0.00%	\$0	\$1,084,593	0.20%	\$1,076,733	\$1,076,733
2160	RALI 2006-QS1 [Total]	\$0	0.00%	\$0	\$501,945	0.09%	\$498,308	\$498,308
2161	RALI 2006-QS10 [Total]	\$0	0.00%	\$0	\$989,555	0.19%	\$982,384	\$982,384
2162	RALI 2006-QS11 [1]	\$0	0.00%	\$0	\$1,411,591	0.27%	\$1,401,361	\$1,401,361
2163	RALI 2006-QS11 [2]	\$0	0.00%	\$0	\$94,821	0.02%	\$94,134	\$94,134
2164	RALI 2006-QS12 [I]	\$0	0.00%	\$0	\$308,017	0.06%	\$305,784	\$305,784
2165	RALI 2006-QS12 [II]	\$0	0.00%	\$0	\$916,216	0.17%	\$909,576	\$909,576
2166	RALI 2006-QS13 [1]	\$0	0.00%	\$0	\$1,046,844	0.20%	\$1,039,257	\$1,039,257
2167	RALI 2006-QS13 [2]	\$0	0.00%	\$0	\$104,256	0.02%	\$103,501	\$103,501
2168	RALI 2006-QS14 [Total]	\$0	0.00%	\$0	\$1,608,544	0.30%	\$1,596,887	\$1,596,887
2169	RALI 2006-QS15 [Total]	\$0	0.00%	\$0	\$1,188,644	0.22%	\$1,180,029	\$1,180,029
2170	RALI 2006-QS16 [Total]	\$0	0.00%	\$0	\$1,650,194	0.31%	\$1,638,234	\$1,638,234
2171	RALI 2006-QS17 [Total]	\$0	0.00%	\$0	\$1,246,771	0.24%	\$1,237,735	\$1,237,735
2172	RALI 2006-QS18 [1]	\$0	0.00%	\$0	\$814,526	0.15%	\$808,623	\$808,623
2173	RALI 2006-QS18 [2]	\$0	0.00%	\$0	\$1,897,240	0.36%	\$1,883,490	\$1,883,490
2174	RALI 2006-QS18 [3]	\$0	0.00%	\$0	\$127,955	0.02%	\$127,028	\$127,028

	A	J	K	L	M	N	O	P
1	Name	GMACM Weighted Claim	GMACM Claim Share	GMACM Recovery	RFC Weighted Claim	RFC Claim Share	RFC Recovery	Total Recovery
2175	RALI 2006-QS2 [1]	\$0	0.00%	\$0	\$1,223,898	0.23%	\$1,215,028	\$1,215,028
2176	RALI 2006-QS2 [2]	\$0	0.00%	\$0	\$84,411	0.02%	\$83,799	\$83,799
2177	RALI 2006-QS2 [3]	\$0	0.00%	\$0	\$18,520	0.00%	\$18,385	\$18,385
2178	RALI 2006-QS3 [1]	\$0	0.00%	\$0	\$799,266	0.15%	\$793,473	\$793,473
2179	RALI 2006-QS3 [2]	\$0	0.00%	\$0	\$1,026,984	0.19%	\$1,019,541	\$1,019,541
2180	RALI 2006-QS4 [Total]	\$0	0.00%	\$0	\$1,398,063	0.26%	\$1,387,931	\$1,387,931
2181	RALI 2006-QS5 [Total]	\$0	0.00%	\$0	\$1,361,870	0.26%	\$1,352,000	\$1,352,000
2182	RALI 2006-QS6 [1]	\$0	0.00%	\$0	\$1,554,322	0.29%	\$1,543,058	\$1,543,058
2183	RALI 2006-QS6 [2]	\$0	0.00%	\$0	\$112,032	0.02%	\$111,220	\$111,220
2184	RALI 2006-QS7 [Total]	\$0	0.00%	\$0	\$1,129,592	0.21%	\$1,121,405	\$1,121,405
2185	RALI 2006-QS8 [Total]	\$0	0.00%	\$0	\$2,048,806	0.39%	\$2,033,958	\$2,033,958
2186	RALI 2006-QS9 [1]	\$0	0.00%	\$0	\$903,128	0.17%	\$896,583	\$896,583
2187	RALI 2006-QS9 [2]	\$0	0.00%	\$0	\$227,769	0.04%	\$226,118	\$226,118
2188	RALI 2007-QA1 [Total]	\$0	0.00%	\$0	\$1,325,708	0.25%	\$1,316,100	\$1,316,100
2189	RALI 2007-QA2 [Total]	\$0	0.00%	\$0	\$1,203,980	0.23%	\$1,195,254	\$1,195,254
2190	RALI 2007-QA3 [Total]	\$0	0.00%	\$0	\$3,250,781	0.61%	\$3,227,221	\$3,227,221
2191	RALI 2007-QA4 [Total]	\$0	0.00%	\$0	\$878,616	0.17%	\$872,248	\$872,248
2192	RALI 2007-QA5 [1]	\$0	0.00%	\$0	\$899,877	0.17%	\$893,355	\$893,355
2193	RALI 2007-QA5 [2]	\$0	0.00%	\$0	\$583,254	0.11%	\$579,027	\$579,027
2194	RALI 2007-QA5 [3]	\$0	0.00%	\$0	\$165,776	0.03%	\$164,575	\$164,575
2195	RALI 2007-QH1 [Total]	\$0	0.00%	\$0	\$1,674,192	0.32%	\$1,662,059	\$1,662,059
2196	RALI 2007-QH2 [Total]	\$0	0.00%	\$0	\$1,111,035	0.21%	\$1,102,983	\$1,102,983
2197	RALI 2007-QH3 [Total]	\$0	0.00%	\$0	\$1,149,792	0.22%	\$1,141,459	\$1,141,459
2198	RALI 2007-QH4 [Total]	\$0	0.00%	\$0	\$1,271,983	0.24%	\$1,262,765	\$1,262,765
2199	RALI 2007-QH5 [1]	\$0	0.00%	\$0	\$1,100,387	0.21%	\$1,092,413	\$1,092,413
2200	RALI 2007-QH5 [2]	\$0	0.00%	\$0	\$521,265	0.10%	\$517,487	\$517,487
2201	RALI 2007-QH6 [Total]	\$0	0.00%	\$0	\$1,936,768	0.37%	\$1,922,731	\$1,922,731
2202	RALI 2007-QH7 [1]	\$0	0.00%	\$0	\$646,235	0.12%	\$641,551	\$641,551
2203	RALI 2007-QH7 [2]	\$0	0.00%	\$0	\$436,053	0.08%	\$432,893	\$432,893
2204	RALI 2007-QH8 [Total]	\$0	0.00%	\$0	\$1,816,889	0.34%	\$1,803,721	\$1,803,721
2205	RALI 2007-QH9 [Total]	\$0	0.00%	\$0	\$1,884,406	0.36%	\$1,870,749	\$1,870,749
2206	RALI 2007-QO1 [Total]	\$0	0.00%	\$0	\$2,160,163	0.41%	\$2,144,507	\$2,144,507
2207	RALI 2007-QO2 [Total]	\$0	0.00%	\$0	\$1,850,168	0.35%	\$1,836,759	\$1,836,759
2208	RALI 2007-QO3 [Total]	\$0	0.00%	\$0	\$1,041,888	0.20%	\$1,034,337	\$1,034,337
2209	RALI 2007-QO4 [1YPP]	\$0	0.00%	\$0	\$337,526	0.06%	\$335,080	\$335,080
2210	RALI 2007-QO4 [3YPP]	\$0	0.00%	\$0	\$1,209,774	0.23%	\$1,201,007	\$1,201,007
2211	RALI 2007-QO4 [NOPP]	\$0	0.00%	\$0	\$213,479	0.04%	\$211,932	\$211,932
2212	RALI 2007-QO5 [Total]	\$0	0.00%	\$0	\$836,228	0.16%	\$830,168	\$830,168
2213	RALI 2007-QS1 [1]	\$0	0.00%	\$0	\$977,199	0.18%	\$970,117	\$970,117
2214	RALI 2007-QS1 [2]	\$0	0.00%	\$0	\$1,930,953	0.36%	\$1,916,959	\$1,916,959
2215	RALI 2007-QS10 [Total]	\$0	0.00%	\$0	\$1,228,121	0.23%	\$1,219,221	\$1,219,221

	A	J	K	L	M	N	O	P
1	Name	GMACM Weighted Claim	GMACM Claim Share	GMACM Recovery	RFC Weighted Claim	RFC Claim Share	RFC Recovery	Total Recovery
2216	RALI 2007-QS11 [Total]	\$0	0.00%	\$0	\$864,646	0.16%	\$858,380	\$858,380
2217	RALI 2007-QS2 [Total]	\$0	0.00%	\$0	\$1,258,422	0.24%	\$1,249,302	\$1,249,302
2218	RALI 2007-QS3 [Total]	\$0	0.00%	\$0	\$2,512,671	0.47%	\$2,494,461	\$2,494,461
2219	RALI 2007-QS4 [I]	\$0	0.00%	\$0	\$138,475	0.03%	\$137,471	\$137,471
2220	RALI 2007-QS4 [II]	\$0	0.00%	\$0	\$595,867	0.11%	\$591,548	\$591,548
2221	RALI 2007-QS4 [III]	\$0	0.00%	\$0	\$758,812	0.14%	\$753,312	\$753,312
2222	RALI 2007-QS4 [IV]	\$0	0.00%	\$0	\$157,903	0.03%	\$156,758	\$156,758
2223	RALI 2007-QS4 [V]	\$0	0.00%	\$0	\$116,790	0.02%	\$115,943	\$115,943
2224	RALI 2007-QS5 [Total]	\$0	0.00%	\$0	\$1,108,992	0.21%	\$1,100,955	\$1,100,955
2225	RALI 2007-QS6 [Total]	\$0	0.00%	\$0	\$2,089,041	0.39%	\$2,073,901	\$2,073,901
2226	RALI 2007-QS7 [1]	\$0	0.00%	\$0	\$1,223,542	0.23%	\$1,214,675	\$1,214,675
2227	RALI 2007-QS7 [2]	\$0	0.00%	\$0	\$710,534	0.13%	\$705,384	\$705,384
2228	RALI 2007-QS8 [Total]	\$0	0.00%	\$0	\$1,591,482	0.30%	\$1,579,948	\$1,579,948
2229	RALI 2007-QS9 [Total]	\$0	0.00%	\$0	\$1,852,141	0.35%	\$1,838,718	\$1,838,718
2230	RAMP 2001-RS1 [1]	\$0	0.00%	\$0	\$97,358	0.02%	\$96,653	\$96,653
2231	RAMP 2001-RS1 [2]	\$0	0.00%	\$0	\$77,139	0.01%	\$76,580	\$76,580
2232	RAMP 2001-RS2 [1]	\$0	0.00%	\$0	\$21,615	0.00%	\$21,458	\$21,458
2233	RAMP 2001-RS2 [2]	\$0	0.00%	\$0	\$95,248	0.02%	\$94,558	\$94,558
2234	RAMP 2001-RS3 [1]	\$0	0.00%	\$0	\$147,227	0.03%	\$146,160	\$146,160
2235	RAMP 2001-RS3 [2]	\$0	0.00%	\$0	\$73,685	0.01%	\$73,151	\$73,151
2236	RAMP 2002-RS1 [1]	\$0	0.00%	\$0	\$108,547	0.02%	\$107,760	\$107,760
2237	RAMP 2002-RS1 [2]	\$0	0.00%	\$0	\$54,283	0.01%	\$53,890	\$53,890
2238	RAMP 2002-RS2 [1]	\$0	0.00%	\$0	\$147,772	0.03%	\$146,702	\$146,702
2239	RAMP 2002-RS2 [2]	\$0	0.00%	\$0	\$62,447	0.01%	\$61,995	\$61,995
2240	RAMP 2002-RS3 [1]	\$0	0.00%	\$0	\$158,637	0.03%	\$157,487	\$157,487
2241	RAMP 2002-RS3 [2]	\$0	0.00%	\$0	\$94,960	0.02%	\$94,272	\$94,272
2242	RAMP 2002-RS4 [1]	\$0	0.00%	\$0	\$78,842	0.01%	\$78,270	\$78,270
2243	RAMP 2002-RS4 [2]	\$0	0.00%	\$0	\$95,317	0.02%	\$94,626	\$94,626
2244	RAMP 2002-RS5 [1]	\$0	0.00%	\$0	\$65,802	0.01%	\$65,325	\$65,325
2245	RAMP 2002-RS5 [2]	\$0	0.00%	\$0	\$72,448	0.01%	\$71,923	\$71,923
2246	RAMP 2002-RS6 [1]	\$0	0.00%	\$0	\$113,447	0.02%	\$112,625	\$112,625
2247	RAMP 2002-RS6 [2]	\$0	0.00%	\$0	\$102,827	0.02%	\$102,081	\$102,081
2248	RAMP 2002-RS7 [Total]	\$0	0.00%	\$0	\$94,358	0.02%	\$93,674	\$93,674
2249	RAMP 2002-RZ2 [Total]	\$0	0.00%	\$0	\$127,362	0.02%	\$126,439	\$126,439
2250	RAMP 2002-RZ3 [Total]	\$0	0.00%	\$0	\$230,806	0.04%	\$229,133	\$229,133
2251	RAMP 2002-RZ4 [Total]	\$0	0.00%	\$0	\$150,191	0.03%	\$149,102	\$149,102
2252	RAMP 2002-SL1 [1]	\$0	0.00%	\$0	\$4,320	0.00%	\$4,289	\$4,289
2253	RAMP 2002-SL1 [2A]	\$0	0.00%	\$0	\$143	0.00%	\$142	\$142
2254	RAMP 2002-SL1 [2B]	\$0	0.00%	\$0	\$577	0.00%	\$573	\$573
2255	RAMP 2002-SL1 [2C]	\$0	0.00%	\$0	\$1,088	0.00%	\$1,080	\$1,080
2256	RAMP 2002-SL1 [2D]	\$0	0.00%	\$0	\$2,412	0.00%	\$2,394	\$2,394

	A	J	K	L	M	N	O	P
1	Name	GMACM Weighted Claim	GMACM Claim Share	GMACM Recovery	RFC Weighted Claim	RFC Claim Share	RFC Recovery	Total Recovery
2257	RAMP 2003-RS1 [1]	\$0	0.00%	\$0	\$109,130	0.02%	\$108,339	\$108,339
2258	RAMP 2003-RS1 [2]	\$0	0.00%	\$0	\$253,608	0.05%	\$251,770	\$251,770
2259	RAMP 2003-RS10 [1]	\$0	0.00%	\$0	\$324,360	0.06%	\$322,009	\$322,009
2260	RAMP 2003-RS10 [2A]	\$0	0.00%	\$0	\$534,605	0.10%	\$530,731	\$530,731
2261	RAMP 2003-RS10 [2B]	\$0	0.00%	\$0	\$403,951	0.08%	\$401,024	\$401,024
2262	RAMP 2003-RS11 [1]	\$0	0.00%	\$0	\$471,955	0.09%	\$468,535	\$468,535
2263	RAMP 2003-RS11 [2A]	\$0	0.00%	\$0	\$459,421	0.09%	\$456,092	\$456,092
2264	RAMP 2003-RS11 [2B]	\$0	0.00%	\$0	\$184,789	0.03%	\$183,450	\$183,450
2265	RAMP 2003-RS2 [1]	\$0	0.00%	\$0	\$231,748	0.04%	\$230,069	\$230,069
2266	RAMP 2003-RS2 [2]	\$0	0.00%	\$0	\$440,365	0.08%	\$437,174	\$437,174
2267	RAMP 2003-RS3 [1]	\$0	0.00%	\$0	\$131,941	0.02%	\$130,984	\$130,984
2268	RAMP 2003-RS3 [2]	\$0	0.00%	\$0	\$417,851	0.08%	\$414,823	\$414,823
2269	RAMP 2003-RS4 [1]	\$0	0.00%	\$0	\$188,244	0.04%	\$186,879	\$186,879
2270	RAMP 2003-RS4 [2A]	\$0	0.00%	\$0	\$305,648	0.06%	\$303,433	\$303,433
2271	RAMP 2003-RS4 [2B]	\$0	0.00%	\$0	\$168,739	0.03%	\$167,516	\$167,516
2272	RAMP 2003-RS5 [1]	\$0	0.00%	\$0	\$273,028	0.05%	\$271,050	\$271,050
2273	RAMP 2003-RS5 [2A]	\$0	0.00%	\$0	\$242,689	0.05%	\$240,930	\$240,930
2274	RAMP 2003-RS5 [2B]	\$0	0.00%	\$0	\$158,533	0.03%	\$157,384	\$157,384
2275	RAMP 2003-RS6 [1]	\$0	0.00%	\$0	\$225,390	0.04%	\$223,756	\$223,756
2276	RAMP 2003-RS6 [2A]	\$0	0.00%	\$0	\$245,853	0.05%	\$244,072	\$244,072
2277	RAMP 2003-RS6 [2B]	\$0	0.00%	\$0	\$130,728	0.02%	\$129,781	\$129,781
2278	RAMP 2003-RS7 [1]	\$0	0.00%	\$0	\$453,491	0.09%	\$450,204	\$450,204
2279	RAMP 2003-RS7 [2A]	\$0	0.00%	\$0	\$354,295	0.07%	\$351,727	\$351,727
2280	RAMP 2003-RS7 [2B]	\$0	0.00%	\$0	\$205,771	0.04%	\$204,280	\$204,280
2281	RAMP 2003-RS8 [1]	\$0	0.00%	\$0	\$388,422	0.07%	\$385,607	\$385,607
2282	RAMP 2003-RS8 [2A]	\$0	0.00%	\$0	\$293,282	0.06%	\$291,156	\$291,156
2283	RAMP 2003-RS8 [2B]	\$0	0.00%	\$0	\$195,270	0.04%	\$193,855	\$193,855
2284	RAMP 2003-RS9 [1]	\$0	0.00%	\$0	\$343,688	0.06%	\$341,198	\$341,198
2285	RAMP 2003-RS9 [2A]	\$0	0.00%	\$0	\$268,298	0.05%	\$266,354	\$266,354
2286	RAMP 2003-RS9 [2B]	\$0	0.00%	\$0	\$223,336	0.04%	\$221,717	\$221,717
2287	RAMP 2003-RZ1 [1]	\$0	0.00%	\$0	\$213,264	0.04%	\$211,718	\$211,718
2288	RAMP 2003-RZ1 [2]	\$0	0.00%	\$0	\$146,434	0.03%	\$145,373	\$145,373
2289	RAMP 2003-RZ2 [Total]	\$0	0.00%	\$0	\$141,483	0.03%	\$140,458	\$140,458
2290	RAMP 2003-RZ3 [Total]	\$0	0.00%	\$0	\$288,510	0.05%	\$286,419	\$286,419
2291	RAMP 2003-RZ4 [Total]	\$0	0.00%	\$0	\$566,644	0.11%	\$562,537	\$562,537
2292	RAMP 2003-RZ5 [1]	\$0	0.00%	\$0	\$469,554	0.09%	\$466,151	\$466,151
2293	RAMP 2003-RZ5 [2]	\$0	0.00%	\$0	\$56,367	0.01%	\$55,959	\$55,959
2294	RAMP 2003-SL1 [1]	\$0	0.00%	\$0	\$2,614	0.00%	\$2,595	\$2,595
2295	RAMP 2003-SL1 [2]	\$0	0.00%	\$0	\$1,289	0.00%	\$1,279	\$1,279
2296	RAMP 2003-SL1 [3]	\$0	0.00%	\$0	\$32,786	0.01%	\$32,548	\$32,548
2297	RAMP 2003-SL1 [4]	\$0	0.00%	\$0	\$18,693	0.00%	\$18,557	\$18,557

	A	J	K	L	M	N	O	P
1	Name	GMACM Weighted Claim	GMACM Claim Share	GMACM Recovery	RFC Weighted Claim	RFC Claim Share	RFC Recovery	Total Recovery
2298	RAMP 2004-KR1 [1]	\$0	0.00%	\$0	\$1,253,299	0.24%	\$1,244,216	\$1,244,216
2299	RAMP 2004-KR1 [2]	\$0	0.00%	\$0	\$875,392	0.17%	\$869,048	\$869,048
2300	RAMP 2004-KR2 [1]	\$0	0.00%	\$0	\$908,864	0.17%	\$902,277	\$902,277
2301	RAMP 2004-KR2 [2]	\$0	0.00%	\$0	\$640,419	0.12%	\$635,778	\$635,778
2302	RAMP 2004-RS1 [1]	\$0	0.00%	\$0	\$403,482	0.08%	\$400,558	\$400,558
2303	RAMP 2004-RS1 [2A]	\$0	0.00%	\$0	\$564,835	0.11%	\$560,742	\$560,742
2304	RAMP 2004-RS1 [2B]	\$0	0.00%	\$0	\$363,518	0.07%	\$360,883	\$360,883
2305	RAMP 2004-RS10 [1]	\$0	0.00%	\$0	\$620,933	0.12%	\$616,433	\$616,433
2306	RAMP 2004-RS10 [2]	\$0	0.00%	\$0	\$1,824,959	0.34%	\$1,811,733	\$1,811,733
2307	RAMP 2004-RS11 [A]	\$0	0.00%	\$0	\$1,390,404	0.26%	\$1,380,327	\$1,380,327
2308	RAMP 2004-RS11 [F]	\$0	0.00%	\$0	\$376,884	0.07%	\$374,153	\$374,153
2309	RAMP 2004-RS12 [1]	\$0	0.00%	\$0	\$552,605	0.10%	\$548,600	\$548,600
2310	RAMP 2004-RS12 [2]	\$0	0.00%	\$0	\$1,401,651	0.26%	\$1,391,493	\$1,391,493
2311	RAMP 2004-RS2 [1]	\$0	0.00%	\$0	\$346,843	0.07%	\$344,329	\$344,329
2312	RAMP 2004-RS2 [2A]	\$0	0.00%	\$0	\$583,555	0.11%	\$579,326	\$579,326
2313	RAMP 2004-RS2 [2B]	\$0	0.00%	\$0	\$324,555	0.06%	\$322,202	\$322,202
2314	RAMP 2004-RS3 [1]	\$0	0.00%	\$0	\$599,613	0.11%	\$595,267	\$595,267
2315	RAMP 2004-RS3 [2]	\$0	0.00%	\$0	\$125,839	0.02%	\$124,927	\$124,927
2316	RAMP 2004-RS4 [1]	\$0	0.00%	\$0	\$505,612	0.10%	\$501,948	\$501,948
2317	RAMP 2004-RS4 [2A]	\$0	0.00%	\$0	\$562,198	0.11%	\$558,123	\$558,123
2318	RAMP 2004-RS4 [2B]	\$0	0.00%	\$0	\$543,240	0.10%	\$539,303	\$539,303
2319	RAMP 2004-RS5 [1]	\$0	0.00%	\$0	\$247,773	0.05%	\$245,977	\$245,977
2320	RAMP 2004-RS5 [2A]	\$0	0.00%	\$0	\$397,994	0.08%	\$395,110	\$395,110
2321	RAMP 2004-RS5 [2B]	\$0	0.00%	\$0	\$415,669	0.08%	\$412,657	\$412,657
2322	RAMP 2004-RS6 [1]	\$0	0.00%	\$0	\$414,596	0.08%	\$411,591	\$411,591
2323	RAMP 2004-RS6 [2A]	\$0	0.00%	\$0	\$781,258	0.15%	\$775,596	\$775,596
2324	RAMP 2004-RS6 [2B]	\$0	0.00%	\$0	\$269,048	0.05%	\$267,098	\$267,098
2325	RAMP 2004-RS7 [1]	\$0	0.00%	\$0	\$426,297	0.08%	\$423,208	\$423,208
2326	RAMP 2004-RS7 [2A]	\$0	0.00%	\$0	\$453,865	0.09%	\$450,576	\$450,576
2327	RAMP 2004-RS7 [2B]	\$0	0.00%	\$0	\$407,565	0.08%	\$404,611	\$404,611
2328	RAMP 2004-RS7 [3]	\$0	0.00%	\$0	\$91,834	0.02%	\$91,169	\$91,169
2329	RAMP 2004-RS8 [1]	\$0	0.00%	\$0	\$588,838	0.11%	\$584,571	\$584,571
2330	RAMP 2004-RS8 [2]	\$0	0.00%	\$0	\$971,081	0.18%	\$964,044	\$964,044
2331	RAMP 2004-RS9 [1]	\$0	0.00%	\$0	\$353,800	0.07%	\$351,236	\$351,236
2332	RAMP 2004-RS9 [2]	\$0	0.00%	\$0	\$1,007,864	0.19%	\$1,000,560	\$1,000,560
2333	RAMP 2004-RZ1 [1]	\$0	0.00%	\$0	\$369,617	0.07%	\$366,938	\$366,938
2334	RAMP 2004-RZ1 [2]	\$0	0.00%	\$0	\$130,924	0.02%	\$129,975	\$129,975
2335	RAMP 2004-RZ2 [1]	\$0	0.00%	\$0	\$352,134	0.07%	\$349,582	\$349,582
2336	RAMP 2004-RZ2 [2]	\$0	0.00%	\$0	\$142,411	0.03%	\$141,379	\$141,379
2337	RAMP 2004-RZ3 [1]	\$0	0.00%	\$0	\$228,429	0.04%	\$226,773	\$226,773
2338	RAMP 2004-RZ3 [2]	\$0	0.00%	\$0	\$198,600	0.04%	\$197,161	\$197,161

	A	J	K	L	M	N	O	P
1	Name	GMACM Weighted Claim	GMACM Claim Share	GMACM Recovery	RFC Weighted Claim	RFC Claim Share	RFC Recovery	Total Recovery
2339	RAMP 2004-RZ4 [A]	\$0	0.00%	\$0	\$188,607	0.04%	\$187,240	\$187,240
2340	RAMP 2004-RZ4 [F]	\$0	0.00%	\$0	\$207,934	0.04%	\$206,427	\$206,427
2341	RAMP 2004-SL1 [EIGHT]	\$0	0.00%	\$0	\$22,270	0.00%	\$22,108	\$22,108
2342	RAMP 2004-SL1 [FIVE]	\$0	0.00%	\$0	\$3,486	0.00%	\$3,461	\$3,461
2343	RAMP 2004-SL1 [FOUR]	\$0	0.00%	\$0	\$5,719	0.00%	\$5,678	\$5,678
2344	RAMP 2004-SL1 [NINE]	\$0	0.00%	\$0	\$3,776	0.00%	\$3,749	\$3,749
2345	RAMP 2004-SL1 [ONE]	\$0	0.00%	\$0	\$67,851	0.01%	\$67,359	\$67,359
2346	RAMP 2004-SL1 [SEVEN]	\$0	0.00%	\$0	\$33,243	0.01%	\$33,002	\$33,002
2347	RAMP 2004-SL1 [SIX]	\$0	0.00%	\$0	\$7,993	0.00%	\$7,935	\$7,935
2348	RAMP 2004-SL1 [THREE]	\$0	0.00%	\$0	\$3,075	0.00%	\$3,053	\$3,053
2349	RAMP 2004-SL1 [TWO]	\$0	0.00%	\$0	\$637	0.00%	\$633	\$633
2350	RAMP 2004-SL2 [1]	\$0	0.00%	\$0	\$10,750	0.00%	\$10,672	\$10,672
2351	RAMP 2004-SL2 [2]	\$0	0.00%	\$0	\$15,329	0.00%	\$15,218	\$15,218
2352	RAMP 2004-SL2 [3]	\$0	0.00%	\$0	\$29,262	0.01%	\$29,050	\$29,050
2353	RAMP 2004-SL2 [4]	\$0	0.00%	\$0	\$90,044	0.02%	\$89,391	\$89,391
2354	RAMP 2004-SL3 [1]	\$0	0.00%	\$0	\$6,306	0.00%	\$6,260	\$6,260
2355	RAMP 2004-SL3 [2]	\$0	0.00%	\$0	\$16,253	0.00%	\$16,135	\$16,135
2356	RAMP 2004-SL3 [3]	\$0	0.00%	\$0	\$9,717	0.00%	\$9,647	\$9,647
2357	RAMP 2004-SL3 [4]	\$0	0.00%	\$0	\$26,705	0.01%	\$26,511	\$26,511
2358	RAMP 2004-SL4 [1]	\$0	0.00%	\$0	\$3,332	0.00%	\$3,308	\$3,308
2359	RAMP 2004-SL4 [2]	\$0	0.00%	\$0	\$3,391	0.00%	\$3,367	\$3,367
2360	RAMP 2004-SL4 [3]	\$0	0.00%	\$0	\$9,558	0.00%	\$9,489	\$9,489
2361	RAMP 2004-SL4 [4]	\$0	0.00%	\$0	\$8,041	0.00%	\$7,983	\$7,983
2362	RAMP 2004-SL4 [5]	\$0	0.00%	\$0	\$21,093	0.00%	\$20,940	\$20,940
2363	RAMP 2005-EFC1 [1A]	\$0	0.00%	\$0	\$1,110,165	0.21%	\$1,102,119	\$1,102,119
2364	RAMP 2005-EFC1 [1F]	\$0	0.00%	\$0	\$179,613	0.03%	\$178,311	\$178,311
2365	RAMP 2005-EFC1 [2A]	\$0	0.00%	\$0	\$974,280	0.18%	\$967,219	\$967,219
2366	RAMP 2005-EFC1 [2F]	\$0	0.00%	\$0	\$248,308	0.05%	\$246,508	\$246,508
2367	RAMP 2005-EFC2 [A]	\$0	0.00%	\$0	\$1,613,374	0.30%	\$1,601,682	\$1,601,682
2368	RAMP 2005-EFC2 [F]	\$0	0.00%	\$0	\$276,552	0.05%	\$274,547	\$274,547
2369	RAMP 2005-EFC3 [1A]	\$0	0.00%	\$0	\$1,026,194	0.19%	\$1,018,757	\$1,018,757
2370	RAMP 2005-EFC3 [1F]	\$0	0.00%	\$0	\$99,270	0.02%	\$98,550	\$98,550
2371	RAMP 2005-EFC3 [2A]	\$0	0.00%	\$0	\$761,346	0.14%	\$755,828	\$755,828
2372	RAMP 2005-EFC3 [2F]	\$0	0.00%	\$0	\$250,990	0.05%	\$249,171	\$249,171
2373	RAMP 2005-EFC4 [A]	\$0	0.00%	\$0	\$2,024,383	0.38%	\$2,009,712	\$2,009,712
2374	RAMP 2005-EFC4 [F]	\$0	0.00%	\$0	\$354,107	0.07%	\$351,540	\$351,540
2375	RAMP 2005-EFC5 [A]	\$0	0.00%	\$0	\$2,002,850	0.38%	\$1,988,334	\$1,988,334
2376	RAMP 2005-EFC5 [F]	\$0	0.00%	\$0	\$326,744	0.06%	\$324,376	\$324,376
2377	RAMP 2005-EFC6 [1A]	\$0	0.00%	\$0	\$1,426,139	0.27%	\$1,415,803	\$1,415,803
2378	RAMP 2005-EFC6 [1F]	\$0	0.00%	\$0	\$308,852	0.06%	\$306,614	\$306,614
2379	RAMP 2005-EFC6 [2A]	\$0	0.00%	\$0	\$536,366	0.10%	\$532,478	\$532,478



	A	J	K	L	M	N	O	P
1	Name	GMACM Weighted Claim	GMACM Claim Share	GMACM Recovery	RFC Weighted Claim	RFC Claim Share	RFC Recovery	Total Recovery
2380	RAMP 2005-EFC6 [2F]	\$0	0.00%	\$0	\$96,697	0.02%	\$95,996	\$95,996
2381	RAMP 2005-EFC7 [1A]	\$0	0.00%	\$0	\$1,075,344	0.20%	\$1,067,551	\$1,067,551
2382	RAMP 2005-EFC7 [1F]	\$0	0.00%	\$0	\$355,743	0.07%	\$353,165	\$353,165
2383	RAMP 2005-EFC7 [2A]	\$0	0.00%	\$0	\$607,335	0.11%	\$602,934	\$602,934
2384	RAMP 2005-EFC7 [2F]	\$0	0.00%	\$0	\$69,290	0.01%	\$68,788	\$68,788
2385	RAMP 2005-NC1 [1A]	\$0	0.00%	\$0	\$1,179,685	0.22%	\$1,171,135	\$1,171,135
2386	RAMP 2005-NC1 [1F]	\$0	0.00%	\$0	\$345,520	0.07%	\$343,016	\$343,016
2387	RAMP 2005-NC1 [2A]	\$0	0.00%	\$0	\$851,859	0.16%	\$845,685	\$845,685
2388	RAMP 2005-NC1 [2F]	\$0	0.00%	\$0	\$371,110	0.07%	\$368,421	\$368,421
2389	RAMP 2005-RS1 [1]	\$0	0.00%	\$0	\$619,141	0.12%	\$614,654	\$614,654
2390	RAMP 2005-RS1 [2]	\$0	0.00%	\$0	\$1,584,909	0.30%	\$1,573,423	\$1,573,423
2391	RAMP 2005-RS2 [1A]	\$0	0.00%	\$0	\$995,179	0.19%	\$987,967	\$987,967
2392	RAMP 2005-RS2 [1F]	\$0	0.00%	\$0	\$243,505	0.05%	\$241,740	\$241,740
2393	RAMP 2005-RS2 [2A]	\$0	0.00%	\$0	\$311,895	0.06%	\$309,634	\$309,634
2394	RAMP 2005-RS2 [2F]	\$0	0.00%	\$0	\$133,437	0.03%	\$132,470	\$132,470
2395	RAMP 2005-RS3 [1AA]	\$0	0.00%	\$0	\$436,400	0.08%	\$433,238	\$433,238
2396	RAMP 2005-RS3 [1AF]	\$0	0.00%	\$0	\$313,795	0.06%	\$311,520	\$311,520
2397	RAMP 2005-RS3 [1BA]	\$0	0.00%	\$0	\$558,162	0.11%	\$554,117	\$554,117
2398	RAMP 2005-RS3 [1BF]	\$0	0.00%	\$0	\$190,592	0.04%	\$189,210	\$189,210
2399	RAMP 2005-RS3 [2]	\$0	0.00%	\$0	\$248,788	0.05%	\$246,985	\$246,985
2400	RAMP 2005-RS4 [A]	\$0	0.00%	\$0	\$1,052,433	0.20%	\$1,044,806	\$1,044,806
2401	RAMP 2005-RS4 [F]	\$0	0.00%	\$0	\$319,007	0.06%	\$316,695	\$316,695
2402	RAMP 2005-RS5 [1A]	\$0	0.00%	\$0	\$391,241	0.07%	\$388,406	\$388,406
2403	RAMP 2005-RS5 [1F]	\$0	0.00%	\$0	\$158,465	0.03%	\$157,316	\$157,316
2404	RAMP 2005-RS5 [2A]	\$0	0.00%	\$0	\$539,891	0.10%	\$535,978	\$535,978
2405	RAMP 2005-RS5 [2F]	\$0	0.00%	\$0	\$122,756	0.02%	\$121,866	\$121,866
2406	RAMP 2005-RS6 [1A]	\$0	0.00%	\$0	\$1,173,337	0.22%	\$1,164,833	\$1,164,833
2407	RAMP 2005-RS6 [1F]	\$0	0.00%	\$0	\$403,256	0.08%	\$400,333	\$400,333
2408	RAMP 2005-RS6 [2A]	\$0	0.00%	\$0	\$1,193,051	0.22%	\$1,184,405	\$1,184,405
2409	RAMP 2005-RS6 [2F]	\$0	0.00%	\$0	\$290,779	0.05%	\$288,671	\$288,671
2410	RAMP 2005-RS7 [A]	\$0	0.00%	\$0	\$817,935	0.15%	\$812,007	\$812,007
2411	RAMP 2005-RS7 [F]	\$0	0.00%	\$0	\$588,121	0.11%	\$583,859	\$583,859
2412	RAMP 2005-RS8 [AG5]	\$0	0.00%	\$0	\$488,770	0.09%	\$485,228	\$485,228
2413	RAMP 2005-RS8 [AL5]	\$0	0.00%	\$0	\$1,218,183	0.23%	\$1,209,354	\$1,209,354
2414	RAMP 2005-RS8 [F]	\$0	0.00%	\$0	\$546,577	0.10%	\$542,616	\$542,616
2415	RAMP 2005-RS9 [1A_L]	\$0	0.00%	\$0	\$319,125	0.06%	\$316,812	\$316,812
2416	RAMP 2005-RS9 [1A_S]	\$0	0.00%	\$0	\$948,180	0.18%	\$941,308	\$941,308
2417	RAMP 2005-RS9 [1F]	\$0	0.00%	\$0	\$500,623	0.09%	\$496,995	\$496,995
2418	RAMP 2005-RS9 [2A_L]	\$0	0.00%	\$0	\$121,394	0.02%	\$120,514	\$120,514
2419	RAMP 2005-RS9 [2A_S]	\$0	0.00%	\$0	\$1,002,795	0.19%	\$995,528	\$995,528
2420	RAMP 2005-RS9 [2F]	\$0	0.00%	\$0	\$279,640	0.05%	\$277,613	\$277,613

	A	J	K	L	M	N	O	P
1	Name	GMACM Weighted Claim	GMACM Claim Share	GMACM Recovery	RFC Weighted Claim	RFC Claim Share	RFC Recovery	Total Recovery
2421	RAMP 2005-RZ1 [A]	\$0	0.00%	\$0	\$220,755	0.04%	\$219,155	\$219,155
2422	RAMP 2005-RZ1 [F]	\$0	0.00%	\$0	\$166,474	0.03%	\$165,268	\$165,268
2423	RAMP 2005-RZ2 [1A]	\$0	0.00%	\$0	\$341,333	0.06%	\$338,859	\$338,859
2424	RAMP 2005-RZ2 [1F]	\$0	0.00%	\$0	\$100,133	0.02%	\$99,407	\$99,407
2425	RAMP 2005-RZ2 [2A]	\$0	0.00%	\$0	\$386,236	0.07%	\$383,436	\$383,436
2426	RAMP 2005-RZ2 [2F]	\$0	0.00%	\$0	\$113,297	0.02%	\$112,475	\$112,475
2427	RAMP 2005-RZ3 [A]	\$0	0.00%	\$0	\$990,574	0.19%	\$983,395	\$983,395
2428	RAMP 2005-RZ3 [F]	\$0	0.00%	\$0	\$283,069	0.05%	\$281,018	\$281,018
2429	RAMP 2005-RZ4 [A]	\$0	0.00%	\$0	\$1,241,516	0.23%	\$1,232,518	\$1,232,518
2430	RAMP 2005-RZ4 [F]	\$0	0.00%	\$0	\$374,400	0.07%	\$371,687	\$371,687
2431	RAMP 2005-SL1 [1]	\$0	0.00%	\$0	\$5,796	0.00%	\$5,754	\$5,754
2432	RAMP 2005-SL1 [2]	\$0	0.00%	\$0	\$4,164	0.00%	\$4,134	\$4,134
2433	RAMP 2005-SL1 [3]	\$0	0.00%	\$0	\$28,139	0.01%	\$27,936	\$27,936
2434	RAMP 2005-SL1 [4]	\$0	0.00%	\$0	\$17,657	0.00%	\$17,529	\$17,529
2435	RAMP 2005-SL1 [5]	\$0	0.00%	\$0	\$17,834	0.00%	\$17,705	\$17,705
2436	RAMP 2005-SL1 [6]	\$0	0.00%	\$0	\$14,741	0.00%	\$14,634	\$14,634
2437	RAMP 2005-SL1 [7]	\$0	0.00%	\$0	\$90,046	0.02%	\$89,393	\$89,393
2438	RAMP 2005-SL2 [1]	\$0	0.00%	\$0	\$9,146	0.00%	\$9,080	\$9,080
2439	RAMP 2005-SL2 [2]	\$0	0.00%	\$0	\$20,973	0.00%	\$20,821	\$20,821
2440	RAMP 2005-SL2 [3]	\$0	0.00%	\$0	\$20,549	0.00%	\$20,400	\$20,400
2441	RAMP 2005-SL2 [4]	\$0	0.00%	\$0	\$34,571	0.01%	\$34,320	\$34,320
2442	RAMP 2005-SL2 [5]	\$0	0.00%	\$0	\$37,511	0.01%	\$37,240	\$37,240
2443	RAMP 2006-EFC1 [A]	\$0	0.00%	\$0	\$1,871,883	0.35%	\$1,858,317	\$1,858,317
2444	RAMP 2006-EFC1 [F]	\$0	0.00%	\$0	\$511,566	0.10%	\$507,859	\$507,859
2445	RAMP 2006-EFC2 [A]	\$0	0.00%	\$0	\$1,561,892	0.29%	\$1,550,573	\$1,550,573
2446	RAMP 2006-EFC2 [F]	\$0	0.00%	\$0	\$569,048	0.11%	\$564,924	\$564,924
2447	RAMP 2006-NC1 [A]	\$0	0.00%	\$0	\$1,909,064	0.36%	\$1,895,228	\$1,895,228
2448	RAMP 2006-NC1 [F]	\$0	0.00%	\$0	\$541,053	0.10%	\$537,132	\$537,132
2449	RAMP 2006-NC2 [A]	\$0	0.00%	\$0	\$2,858,148	0.54%	\$2,837,434	\$2,837,434
2450	RAMP 2006-NC2 [F]	\$0	0.00%	\$0	\$877,746	0.17%	\$871,385	\$871,385
2451	RAMP 2006-NC3 [A]	\$0	0.00%	\$0	\$2,033,426	0.38%	\$2,018,689	\$2,018,689
2452	RAMP 2006-NC3 [F]	\$0	0.00%	\$0	\$660,622	0.12%	\$655,835	\$655,835
2453	RAMP 2006-RS1 [1A]	\$0	0.00%	\$0	\$2,128,815	0.40%	\$2,113,386	\$2,113,386
2454	RAMP 2006-RS1 [1F]	\$0	0.00%	\$0	\$901,231	0.17%	\$894,699	\$894,699
2455	RAMP 2006-RS1 [2A]	\$0	0.00%	\$0	\$1,756,495	0.33%	\$1,743,765	\$1,743,765
2456	RAMP 2006-RS1 [2F]	\$0	0.00%	\$0	\$357,790	0.07%	\$355,197	\$355,197
2457	RAMP 2006-RS2 [A]	\$0	0.00%	\$0	\$2,255,697	0.43%	\$2,239,349	\$2,239,349
2458	RAMP 2006-RS2 [F]	\$0	0.00%	\$0	\$1,357,740	0.26%	\$1,347,900	\$1,347,900
2459	RAMP 2006-RS3 [A]	\$0	0.00%	\$0	\$1,187,516	0.22%	\$1,178,909	\$1,178,909
2460	RAMP 2006-RS3 [F]	\$0	0.00%	\$0	\$2,109,246	0.40%	\$2,093,960	\$2,093,960
2461	RAMP 2006-RS4 [A]	\$0	0.00%	\$0	\$3,693,555	0.70%	\$3,666,787	\$3,666,787

	A	J	K	L	M	N	O	P
1	Name	GMACM Weighted Claim	GMACM Claim Share	GMACM Recovery	RFC Weighted Claim	RFC Claim Share	RFC Recovery	Total Recovery
2462	RAMP 2006-RS4 [F]	\$0	0.00%	\$0	\$1,406,276	0.27%	\$1,396,085	\$1,396,085
2463	RAMP 2006-RS5 [A]	\$0	0.00%	\$0	\$867,119	0.16%	\$860,835	\$860,835
2464	RAMP 2006-RS5 [F]	\$0	0.00%	\$0	\$1,159,803	0.22%	\$1,151,397	\$1,151,397
2465	RAMP 2006-RS6 [A]	\$0	0.00%	\$0	\$1,627,165	0.31%	\$1,615,372	\$1,615,372
2466	RAMP 2006-RS6 [F]	\$0	0.00%	\$0	\$551,943	0.10%	\$547,943	\$547,943
2467	RAMP 2006-RZ1 [A]	\$0	0.00%	\$0	\$1,565,797	0.30%	\$1,554,450	\$1,554,450
2468	RAMP 2006-RZ1 [F]	\$0	0.00%	\$0	\$505,800	0.10%	\$502,134	\$502,134
2469	RAMP 2006-RZ2 [A]	\$0	0.00%	\$0	\$1,566,409	0.30%	\$1,555,057	\$1,555,057
2470	RAMP 2006-RZ2 [F]	\$0	0.00%	\$0	\$349,138	0.07%	\$346,607	\$346,607
2471	RAMP 2006-RZ3 [A]	\$0	0.00%	\$0	\$3,498,130	0.66%	\$3,472,778	\$3,472,778
2472	RAMP 2006-RZ3 [F]	\$0	0.00%	\$0	\$723,042	0.14%	\$717,802	\$717,802
2473	RAMP 2006-RZ4 [A]	\$0	0.00%	\$0	\$4,207,533	0.79%	\$4,177,040	\$4,177,040
2474	RAMP 2006-RZ4 [F]	\$0	0.00%	\$0	\$1,071,240	0.20%	\$1,063,477	\$1,063,477
2475	RAMP 2006-RZ5 [A]	\$0	0.00%	\$0	\$2,075,673	0.39%	\$2,060,630	\$2,060,630
2476	RAMP 2006-RZ5 [F]	\$0	0.00%	\$0	\$894,829	0.17%	\$888,344	\$888,344
2477	RAMP 2007-RS1 [A]	\$0	0.00%	\$0	\$628,582	0.12%	\$624,026	\$624,026
2478	RAMP 2007-RS1 [F]	\$0	0.00%	\$0	\$2,104,616	0.40%	\$2,089,363	\$2,089,363
2479	RAMP 2007-RS2 [A]	\$0	0.00%	\$0	\$1,613,682	0.30%	\$1,601,987	\$1,601,987
2480	RAMP 2007-RS2 [F]	\$0	0.00%	\$0	\$1,003,828	0.19%	\$996,553	\$996,553
2481	RAMP 2007-RZ1 [A]	\$0	0.00%	\$0	\$1,510,176	0.28%	\$1,499,232	\$1,499,232
2482	RAMP 2007-RZ1 [F]	\$0	0.00%	\$0	\$571,669	0.11%	\$567,526	\$567,526
2483	RASC 1999-RS1 [1]	\$0	0.00%	\$0	\$11,329	0.00%	\$11,247	\$11,247
2484	RASC 1999-RS1 [2]	\$0	0.00%	\$0	\$4,197	0.00%	\$4,167	\$4,167
2485	RASC 2001-KS1 [1]	\$0	0.00%	\$0	\$423,270	0.08%	\$420,203	\$420,203
2486	RASC 2001-KS1 [2]	\$0	0.00%	\$0	\$480,590	0.09%	\$477,107	\$477,107
2487	RASC 2001-KS2 [1]	\$0	0.00%	\$0	\$662,631	0.12%	\$657,829	\$657,829
2488	RASC 2001-KS2 [2]	\$0	0.00%	\$0	\$372,886	0.07%	\$370,184	\$370,184
2489	RASC 2001-KS3 [1]	\$0	0.00%	\$0	\$634,652	0.12%	\$630,053	\$630,053
2490	RASC 2001-KS3 [2]	\$0	0.00%	\$0	\$640,062	0.12%	\$635,423	\$635,423
2491	RASC 2002-KS1 [1]	\$0	0.00%	\$0	\$687,824	0.13%	\$682,839	\$682,839
2492	RASC 2002-KS1 [2A]	\$0	0.00%	\$0	\$185,423	0.03%	\$184,080	\$184,080
2493	RASC 2002-KS1 [2B]	\$0	0.00%	\$0	\$184,819	0.03%	\$183,479	\$183,479
2494	RASC 2002-KS2 [1]	\$0	0.00%	\$0	\$367,663	0.07%	\$364,998	\$364,998
2495	RASC 2002-KS2 [2A]	\$0	0.00%	\$0	\$175,951	0.03%	\$174,676	\$174,676
2496	RASC 2002-KS2 [2B]	\$0	0.00%	\$0	\$175,951	0.03%	\$174,676	\$174,676
2497	RASC 2002-KS4 [1]	\$0	0.00%	\$0	\$304,867	0.06%	\$302,658	\$302,658
2498	RASC 2002-KS4 [2A]	\$0	0.00%	\$0	\$241,175	0.05%	\$239,427	\$239,427
2499	RASC 2002-KS4 [2B]	\$0	0.00%	\$0	\$237,964	0.04%	\$236,240	\$236,240
2500	RASC 2002-KS6 [1]	\$0	0.00%	\$0	\$258,569	0.05%	\$256,695	\$256,695
2501	RASC 2002-KS6 [2]	\$0	0.00%	\$0	\$256,397	0.05%	\$254,539	\$254,539
2502	RASC 2002-KS8 [Total]	\$0	0.00%	\$0	\$285,070	0.05%	\$283,004	\$283,004

	A	J	K	L	M	N	O	P
1	Name	GMACM Weighted Claim	GMACM Claim Share	GMACM Recovery	RFC Weighted Claim	RFC Claim Share	RFC Recovery	Total Recovery
2503	RASC 2003-KS10 [1]	\$0	0.00%	\$0	\$442,021	0.08%	\$438,817	\$438,817
2504	RASC 2003-KS10 [2A]	\$0	0.00%	\$0	\$64,344	0.01%	\$63,878	\$63,878
2505	RASC 2003-KS10 [2B]	\$0	0.00%	\$0	\$64,347	0.01%	\$63,881	\$63,881
2506	RASC 2003-KS11 [1]	\$0	0.00%	\$0	\$333,310	0.06%	\$330,895	\$330,895
2507	RASC 2003-KS11 [2A]	\$0	0.00%	\$0	\$352,640	0.07%	\$350,084	\$350,084
2508	RASC 2003-KS11 [2B]	\$0	0.00%	\$0	\$423,844	0.08%	\$420,773	\$420,773
2509	RASC 2003-KS2 [1]	\$0	0.00%	\$0	\$744,473	0.14%	\$739,077	\$739,077
2510	RASC 2003-KS2 [2A]	\$0	0.00%	\$0	\$30,707	0.01%	\$30,485	\$30,485
2511	RASC 2003-KS2 [2B]	\$0	0.00%	\$0	\$28,655	0.01%	\$28,447	\$28,447
2512	RASC 2003-KS3 [1]	\$0	0.00%	\$0	\$151,626	0.03%	\$150,527	\$150,527
2513	RASC 2003-KS3 [2]	\$0	0.00%	\$0	\$154,145	0.03%	\$153,028	\$153,028
2514	RASC 2003-KS4 [1]	\$0	0.00%	\$0	\$381,132	0.07%	\$378,370	\$378,370
2515	RASC 2003-KS4 [2A]	\$0	0.00%	\$0	\$97,279	0.02%	\$96,574	\$96,574
2516	RASC 2003-KS4 [2B]	\$0	0.00%	\$0	\$79,073	0.01%	\$78,500	\$78,500
2517	RASC 2003-KS4 [3]	\$0	0.00%	\$0	\$68,173	0.01%	\$67,679	\$67,679
2518	RASC 2003-KS5 [1]	\$0	0.00%	\$0	\$147,842	0.03%	\$146,771	\$146,771
2519	RASC 2003-KS5 [2A]	\$0	0.00%	\$0	\$119,886	0.02%	\$119,017	\$119,017
2520	RASC 2003-KS5 [2B]	\$0	0.00%	\$0	\$92,764	0.02%	\$92,092	\$92,092
2521	RASC 2003-KS6 [1]	\$0	0.00%	\$0	\$231,576	0.04%	\$229,897	\$229,897
2522	RASC 2003-KS6 [2]	\$0	0.00%	\$0	\$101,699	0.02%	\$100,962	\$100,962
2523	RASC 2003-KS7 [1]	\$0	0.00%	\$0	\$515,765	0.10%	\$512,027	\$512,027
2524	RASC 2003-KS7 [2A]	\$0	0.00%	\$0	\$65,978	0.01%	\$65,500	\$65,500
2525	RASC 2003-KS7 [2B]	\$0	0.00%	\$0	\$50,233	0.01%	\$49,869	\$49,869
2526	RASC 2003-KS8 [1]	\$0	0.00%	\$0	\$310,211	0.06%	\$307,963	\$307,963
2527	RASC 2003-KS8 [2A]	\$0	0.00%	\$0	\$51,575	0.01%	\$51,201	\$51,201
2528	RASC 2003-KS8 [2B]	\$0	0.00%	\$0	\$51,575	0.01%	\$51,201	\$51,201
2529	RASC 2003-KS9 [1]	\$0	0.00%	\$0	\$252,170	0.05%	\$250,342	\$250,342
2530	RASC 2003-KS9 [2A]	\$0	0.00%	\$0	\$162,432	0.03%	\$161,255	\$161,255
2531	RASC 2003-KS9 [2B]	\$0	0.00%	\$0	\$167,011	0.03%	\$165,800	\$165,800
2532	RASC 2004-KS1 [1]	\$0	0.00%	\$0	\$325,143	0.06%	\$322,787	\$322,787
2533	RASC 2004-KS1 [2A]	\$0	0.00%	\$0	\$281,304	0.05%	\$279,266	\$279,266
2534	RASC 2004-KS1 [2B]	\$0	0.00%	\$0	\$275,016	0.05%	\$273,023	\$273,023
2535	RASC 2004-KS10 [1A]	\$0	0.00%	\$0	\$324,418	0.06%	\$322,067	\$322,067
2536	RASC 2004-KS10 [1F]	\$0	0.00%	\$0	\$116,039	0.02%	\$115,198	\$115,198
2537	RASC 2004-KS10 [2A]	\$0	0.00%	\$0	\$852,642	0.16%	\$846,462	\$846,462
2538	RASC 2004-KS10 [2F]	\$0	0.00%	\$0	\$126,315	0.02%	\$125,400	\$125,400
2539	RASC 2004-KS11 [1A]	\$0	0.00%	\$0	\$472,172	0.09%	\$468,750	\$468,750
2540	RASC 2004-KS11 [1F]	\$0	0.00%	\$0	\$45,102	0.01%	\$44,775	\$44,775
2541	RASC 2004-KS11 [2A]	\$0	0.00%	\$0	\$453,687	0.09%	\$450,399	\$450,399
2542	RASC 2004-KS11 [2F]	\$0	0.00%	\$0	\$54,295	0.01%	\$53,901	\$53,901
2543	RASC 2004-KS12 [1A]	\$0	0.00%	\$0	\$378,872	0.07%	\$376,126	\$376,126

	A	J	K	L	M	N	O	P
1	GMACM Weighted							
	Name	Claim	GMACM Claim Share	GMACM Recovery	RFC Weighted Claim	RFC Claim Share	RFC Recovery	Total Recovery
2544	RASC 2004-KS12 [1F]	\$0	0.00%	\$0	\$52,708	0.01%	\$52,326	\$52,326
2545	RASC 2004-KS12 [2A]	\$0	0.00%	\$0	\$353,495	0.07%	\$350,933	\$350,933
2546	RASC 2004-KS12 [2F]	\$0	0.00%	\$0	\$51,693	0.01%	\$51,319	\$51,319
2547	RASC 2004-KS2 [1]	\$0	0.00%	\$0	\$378,063	0.07%	\$375,323	\$375,323
2548	RASC 2004-KS2 [2A]	\$0	0.00%	\$0	\$318,735	0.06%	\$316,425	\$316,425
2549	RASC 2004-KS2 [2B]	\$0	0.00%	\$0	\$317,498	0.06%	\$315,197	\$315,197
2550	RASC 2004-KS3 [1]	\$0	0.00%	\$0	\$254,206	0.05%	\$252,364	\$252,364
2551	RASC 2004-KS3 [2A]	\$0	0.00%	\$0	\$246,555	0.05%	\$244,768	\$244,768
2552	RASC 2004-KS3 [2B]	\$0	0.00%	\$0	\$245,473	0.05%	\$243,694	\$243,694
2553	RASC 2004-KS4 [1]	\$0	0.00%	\$0	\$222,069	0.04%	\$220,460	\$220,460
2554	RASC 2004-KS4 [2A]	\$0	0.00%	\$0	\$294,445	0.06%	\$292,311	\$292,311
2555	RASC 2004-KS4 [2B]	\$0	0.00%	\$0	\$284,145	0.05%	\$282,086	\$282,086
2556	RASC 2004-KS5 [1]	\$0	0.00%	\$0	\$388,377	0.07%	\$385,562	\$385,562
2557	RASC 2004-KS5 [2A]	\$0	0.00%	\$0	\$436,576	0.08%	\$433,412	\$433,412
2558	RASC 2004-KS5 [2B]	\$0	0.00%	\$0	\$426,706	0.08%	\$423,613	\$423,613
2559	RASC 2004-KS6 [1]	\$0	0.00%	\$0	\$308,915	0.06%	\$306,676	\$306,676
2560	RASC 2004-KS6 [2A]	\$0	0.00%	\$0	\$453,466	0.09%	\$450,180	\$450,180
2561	RASC 2004-KS6 [2B]	\$0	0.00%	\$0	\$454,307	0.09%	\$451,014	\$451,014
2562	RASC 2004-KS7 [1]	\$0	0.00%	\$0	\$244,632	0.05%	\$242,859	\$242,859
2563	RASC 2004-KS7 [2A]	\$0	0.00%	\$0	\$260,271	0.05%	\$258,385	\$258,385
2564	RASC 2004-KS7 [2B]	\$0	0.00%	\$0	\$266,380	0.05%	\$264,449	\$264,449
2565	RASC 2004-KS8 [1]	\$0	0.00%	\$0	\$328,219	0.06%	\$325,841	\$325,841
2566	RASC 2004-KS8 [2]	\$0	0.00%	\$0	\$467,307	0.09%	\$463,921	\$463,921
2567	RASC 2004-KS9 [1]	\$0	0.00%	\$0	\$176,551	0.03%	\$175,272	\$175,272
2568	RASC 2004-KS9 [2]	\$0	0.00%	\$0	\$384,484	0.07%	\$381,697	\$381,697
2569	RASC 2005-AHL1 [A]	\$0	0.00%	\$0	\$1,626,613	0.31%	\$1,614,824	\$1,614,824
2570	RASC 2005-AHL1 [F]	\$0	0.00%	\$0	\$68,318	0.01%	\$67,823	\$67,823
2571	RASC 2005-AHL2 [A]	\$0	0.00%	\$0	\$1,409,680	0.27%	\$1,399,464	\$1,399,464
2572	RASC 2005-AHL2 [F]	\$0	0.00%	\$0	\$331,374	0.06%	\$328,972	\$328,972
2573	RASC 2005-AHL3 [A]	\$0	0.00%	\$0	\$1,764,618	0.33%	\$1,751,829	\$1,751,829
2574	RASC 2005-AHL3 [F]	\$0	0.00%	\$0	\$355,346	0.07%	\$352,771	\$352,771
2575	RASC 2005-EMX1 [1A]	\$0	0.00%	\$0	\$365,742	0.07%	\$363,091	\$363,091
2576	RASC 2005-EMX1 [1F]	\$0	0.00%	\$0	\$227,298	0.04%	\$225,651	\$225,651
2577	RASC 2005-EMX1 [2A]	\$0	0.00%	\$0	\$380,712	0.07%	\$377,953	\$377,953
2578	RASC 2005-EMX1 [2F]	\$0	0.00%	\$0	\$148,381	0.03%	\$147,306	\$147,306
2579	RASC 2005-EMX2 [A]	\$0	0.00%	\$0	\$897,432	0.17%	\$890,928	\$890,928
2580	RASC 2005-EMX2 [F]	\$0	0.00%	\$0	\$452,488	0.09%	\$449,209	\$449,209
2581	RASC 2005-EMX3 [1A]	\$0	0.00%	\$0	\$904,227	0.17%	\$897,674	\$897,674
2582	RASC 2005-EMX3 [1F]	\$0	0.00%	\$0	\$205,715	0.04%	\$204,224	\$204,224
2583	RASC 2005-EMX3 [2A]	\$0	0.00%	\$0	\$803,642	0.15%	\$797,818	\$797,818
2584	RASC 2005-EMX3 [2F]	\$0	0.00%	\$0	\$224,630	0.04%	\$223,002	\$223,002

	A	J	K	L	M	N	O	P
1	Name	GMACM Weighted Claim	GMACM Claim Share	GMACM Recovery	RFC Weighted Claim	RFC Claim Share	RFC Recovery	Total Recovery
2585	RASC 2005-EMX4 [A]	\$0	0.00%	\$0	\$1,434,609	0.27%	\$1,424,212	\$1,424,212
2586	RASC 2005-EMX4 [F]	\$0	0.00%	\$0	\$481,400	0.09%	\$477,911	\$477,911
2587	RASC 2005-EMX5 [A]	\$0	0.00%	\$0	\$944,225	0.18%	\$937,382	\$937,382
2588	RASC 2005-EMX5 [F]	\$0	0.00%	\$0	\$364,615	0.07%	\$361,972	\$361,972
2589	RASC 2005-KS1 [1A]	\$0	0.00%	\$0	\$989,438	0.19%	\$982,267	\$982,267
2590	RASC 2005-KS1 [1F]	\$0	0.00%	\$0	\$208,940	0.04%	\$207,426	\$207,426
2591	RASC 2005-KS10 [1A]	\$0	0.00%	\$0	\$2,259,810	0.43%	\$2,243,432	\$2,243,432
2592	RASC 2005-KS10 [1F]	\$0	0.00%	\$0	\$405,475	0.08%	\$402,536	\$402,536
2593	RASC 2005-KS10 [2A]	\$0	0.00%	\$0	\$1,682,558	0.32%	\$1,670,364	\$1,670,364
2594	RASC 2005-KS10 [2F]	\$0	0.00%	\$0	\$527,915	0.10%	\$524,089	\$524,089
2595	RASC 2005-KS11 [1A]	\$0	0.00%	\$0	\$2,157,381	0.41%	\$2,141,746	\$2,141,746
2596	RASC 2005-KS11 [1F]	\$0	0.00%	\$0	\$574,124	0.11%	\$569,963	\$569,963
2597	RASC 2005-KS11 [2A]	\$0	0.00%	\$0	\$1,908,371	0.36%	\$1,894,541	\$1,894,541
2598	RASC 2005-KS11 [2F]	\$0	0.00%	\$0	\$638,914	0.12%	\$634,284	\$634,284
2599	RASC 2005-KS12 [A]	\$0	0.00%	\$0	\$3,674,648	0.69%	\$3,648,017	\$3,648,017
2600	RASC 2005-KS12 [F]	\$0	0.00%	\$0	\$873,417	0.16%	\$867,087	\$867,087
2601	RASC 2005-KS2 [1A]	\$0	0.00%	\$0	\$404,602	0.08%	\$401,670	\$401,670
2602	RASC 2005-KS2 [1F]	\$0	0.00%	\$0	\$58,883	0.01%	\$58,456	\$58,456
2603	RASC 2005-KS2 [2A]	\$0	0.00%	\$0	\$455,593	0.09%	\$452,291	\$452,291
2604	RASC 2005-KS2 [2F]	\$0	0.00%	\$0	\$72,201	0.01%	\$71,678	\$71,678
2605	RASC 2005-KS3 [A]	\$0	0.00%	\$0	\$696,454	0.13%	\$691,406	\$691,406
2606	RASC 2005-KS3 [F]	\$0	0.00%	\$0	\$152,080	0.03%	\$150,978	\$150,978
2607	RASC 2005-KS4 [A]	\$0	0.00%	\$0	\$724,763	0.14%	\$719,510	\$719,510
2608	RASC 2005-KS4 [F]	\$0	0.00%	\$0	\$160,269	0.03%	\$159,108	\$159,108
2609	RASC 2005-KS5 [A]	\$0	0.00%	\$0	\$795,584	0.15%	\$789,818	\$789,818
2610	RASC 2005-KS5 [F]	\$0	0.00%	\$0	\$154,162	0.03%	\$153,045	\$153,045
2611	RASC 2005-KS6 [A]	\$0	0.00%	\$0	\$1,330,079	0.25%	\$1,320,439	\$1,320,439
2612	RASC 2005-KS6 [F]	\$0	0.00%	\$0	\$250,477	0.05%	\$248,661	\$248,661
2613	RASC 2005-KS7 [A]	\$0	0.00%	\$0	\$953,901	0.18%	\$946,988	\$946,988
2614	RASC 2005-KS7 [F]	\$0	0.00%	\$0	\$182,754	0.03%	\$181,430	\$181,430
2615	RASC 2005-KS8 [A]	\$0	0.00%	\$0	\$2,988,105	0.56%	\$2,966,449	\$2,966,449
2616	RASC 2005-KS8 [F]	\$0	0.00%	\$0	\$706,941	0.13%	\$701,818	\$701,818
2617	RASC 2005-KS9 [A]	\$0	0.00%	\$0	\$1,214,694	0.23%	\$1,205,891	\$1,205,891
2618	RASC 2005-KS9 [F]	\$0	0.00%	\$0	\$312,458	0.06%	\$310,193	\$310,193
2619	RASC 2006-EMX1 [A]	\$0	0.00%	\$0	\$1,345,382	0.25%	\$1,335,631	\$1,335,631
2620	RASC 2006-EMX1 [F]	\$0	0.00%	\$0	\$539,007	0.10%	\$535,100	\$535,100
2621	RASC 2006-EMX2 [A]	\$0	0.00%	\$0	\$2,109,001	0.40%	\$2,093,717	\$2,093,717
2622	RASC 2006-EMX2 [F]	\$0	0.00%	\$0	\$648,176	0.12%	\$643,478	\$643,478
2623	RASC 2006-EMX3 [1A]	\$0	0.00%	\$0	\$3,132,450	0.59%	\$3,109,748	\$3,109,748
2624	RASC 2006-EMX3 [1F]	\$0	0.00%	\$0	\$1,223,450	0.23%	\$1,214,583	\$1,214,583
2625	RASC 2006-EMX4 [1A]	\$0	0.00%	\$0	\$2,974,996	0.56%	\$2,953,435	\$2,953,435

	A	J	K	L	M	N	O	P
1	Name	GMACM Weighted Claim	GMACM Claim Share	GMACM Recovery	RFC Weighted Claim	RFC Claim Share	RFC Recovery	Total Recovery
2626	RASC 2006-EMX4 [1F]	\$0	0.00%	\$0	\$1,101,531	0.21%	\$1,093,548	\$1,093,548
2627	RASC 2006-EMX5 [A]	\$0	0.00%	\$0	\$2,662,382	0.50%	\$2,643,087	\$2,643,087
2628	RASC 2006-EMX5 [F]	\$0	0.00%	\$0	\$1,105,607	0.21%	\$1,097,594	\$1,097,594
2629	RASC 2006-EMX6 [A]	\$0	0.00%	\$0	\$3,273,977	0.62%	\$3,250,249	\$3,250,249
2630	RASC 2006-EMX6 [F]	\$0	0.00%	\$0	\$967,168	0.18%	\$960,158	\$960,158
2631	RASC 2006-EMX7 [A]	\$0	0.00%	\$0	\$2,534,312	0.48%	\$2,515,945	\$2,515,945
2632	RASC 2006-EMX7 [F]	\$0	0.00%	\$0	\$954,144	0.18%	\$947,229	\$947,229
2633	RASC 2006-EMX8 [1A]	\$0	0.00%	\$0	\$2,313,632	0.44%	\$2,296,864	\$2,296,864
2634	RASC 2006-EMX8 [1F]	\$0	0.00%	\$0	\$853,326	0.16%	\$847,141	\$847,141
2635	RASC 2006-EMX8 [2A]	\$0	0.00%	\$0	\$1,575,273	0.30%	\$1,563,857	\$1,563,857
2636	RASC 2006-EMX8 [2F]	\$0	0.00%	\$0	\$550,818	0.10%	\$546,826	\$546,826
2637	RASC 2006-EMX9 [1A]	\$0	0.00%	\$0	\$2,997,863	0.57%	\$2,976,136	\$2,976,136
2638	RASC 2006-EMX9 [1F]	\$0	0.00%	\$0	\$722,007	0.14%	\$716,774	\$716,774
2639	RASC 2006-EMX9 [2A]	\$0	0.00%	\$0	\$1,634,691	0.31%	\$1,622,844	\$1,622,844
2640	RASC 2006-EMX9 [2F]	\$0	0.00%	\$0	\$363,069	0.07%	\$360,437	\$360,437
2641	RASC 2006-KS1 [A]	\$0	0.00%	\$0	\$2,782,279	0.52%	\$2,762,115	\$2,762,115
2642	RASC 2006-KS1 [F]	\$0	0.00%	\$0	\$624,577	0.12%	\$620,051	\$620,051
2643	RASC 2006-KS2 [A]	\$0	0.00%	\$0	\$3,399,420	0.64%	\$3,374,784	\$3,374,784
2644	RASC 2006-KS2 [F]	\$0	0.00%	\$0	\$729,492	0.14%	\$724,205	\$724,205
2645	RASC 2006-KS3 [1A]	\$0	0.00%	\$0	\$3,115,539	0.59%	\$3,092,960	\$3,092,960
2646	RASC 2006-KS3 [1F]	\$0	0.00%	\$0	\$940,763	0.18%	\$933,945	\$933,945
2647	RASC 2006-KS3 [2A]	\$0	0.00%	\$0	\$1,079,754	0.20%	\$1,071,929	\$1,071,929
2648	RASC 2006-KS3 [2F]	\$0	0.00%	\$0	\$163,094	0.03%	\$161,912	\$161,912
2649	RASC 2006-KS4 [A]	\$0	0.00%	\$0	\$2,827,870	0.53%	\$2,807,376	\$2,807,376
2650	RASC 2006-KS4 [F]	\$0	0.00%	\$0	\$484,878	0.09%	\$481,364	\$481,364
2651	RASC 2006-KS5 [A]	\$0	0.00%	\$0	\$2,398,876	0.45%	\$2,381,491	\$2,381,491
2652	RASC 2006-KS5 [F]	\$0	0.00%	\$0	\$1,203,448	0.23%	\$1,194,726	\$1,194,726
2653	RASC 2006-KS6 [A]	\$0	0.00%	\$0	\$2,166,913	0.41%	\$2,151,209	\$2,151,209
2654	RASC 2006-KS6 [F]	\$0	0.00%	\$0	\$736,555	0.14%	\$731,217	\$731,217
2655	RASC 2006-KS7 [A]	\$0	0.00%	\$0	\$2,287,597	0.43%	\$2,271,018	\$2,271,018
2656	RASC 2006-KS7 [F]	\$0	0.00%	\$0	\$642,029	0.12%	\$637,376	\$637,376
2657	RASC 2006-KS8 [A]	\$0	0.00%	\$0	\$2,279,994	0.43%	\$2,263,470	\$2,263,470
2658	RASC 2006-KS8 [F]	\$0	0.00%	\$0	\$903,331	0.17%	\$896,784	\$896,784
2659	RASC 2006-KS9 [1A]	\$0	0.00%	\$0	\$5,076,649	0.96%	\$5,039,857	\$5,039,857
2660	RASC 2006-KS9 [1F]	\$0	0.00%	\$0	\$1,705,007	0.32%	\$1,692,650	\$1,692,650
2661	RASC 2006-KS9 [2A]	\$0	0.00%	\$0	\$1,001,451	0.19%	\$994,193	\$994,193
2662	RASC 2006-KS9 [2F]	\$0	0.00%	\$0	\$244,944	0.05%	\$243,169	\$243,169
2663	RASC 2007-EMX1 [1A]	\$0	0.00%	\$0	\$1,475,244	0.28%	\$1,464,552	\$1,464,552
2664	RASC 2007-EMX1 [1F]	\$0	0.00%	\$0	\$613,911	0.12%	\$609,461	\$609,461
2665	RASC 2007-EMX1 [2A]	\$0	0.00%	\$0	\$1,367,099	0.26%	\$1,357,191	\$1,357,191
2666	RASC 2007-EMX1 [2F]	\$0	0.00%	\$0	\$452,082	0.09%	\$448,806	\$448,806

	A	J	K	L	M	N	O	P
1	Name	GMACM Weighted Claim	GMACM Claim Share	GMACM Recovery	RFC Weighted Claim	RFC Claim Share	RFC Recovery	Total Recovery
2667	RASC 2007-KS1 [A]	\$0	0.00%	\$0	\$1,840,362	0.35%	\$1,827,024	\$1,827,024
2668	RASC 2007-KS1 [F]	\$0	0.00%	\$0	\$753,611	0.14%	\$748,149	\$748,149
2669	RASC 2007-KS2 [1A]	\$0	0.00%	\$0	\$3,997,581	0.75%	\$3,968,609	\$3,968,609
2670	RASC 2007-KS2 [1F]	\$0	0.00%	\$0	\$1,449,734	0.27%	\$1,439,227	\$1,439,227
2671	RASC 2007-KS2 [2A]	\$0	0.00%	\$0	\$1,140,319	0.21%	\$1,132,055	\$1,132,055
2672	RASC 2007-KS2 [2F]	\$0	0.00%	\$0	\$241,416	0.05%	\$239,666	\$239,666
2673	RASC 2007-KS3 [1A]	\$0	0.00%	\$0	\$5,433,912	1.02%	\$5,394,531	\$5,394,531
2674	RASC 2007-KS3 [1F]	\$0	0.00%	\$0	\$2,126,692	0.40%	\$2,111,279	\$2,111,279
2675	RASC 2007-KS3 [2A]	\$0	0.00%	\$0	\$1,101,788	0.21%	\$1,093,803	\$1,093,803
2676	RASC 2007-KS3 [2F]	\$0	0.00%	\$0	\$306,680	0.06%	\$304,458	\$304,458
2677	RASC 2007-KS4 [A]	\$0	0.00%	\$0	\$1,283,577	0.24%	\$1,274,274	\$1,274,274
2678	RASC 2007-KS4 [F]	\$0	0.00%	\$0	\$483,359	0.09%	\$479,856	\$479,856
2679	RBSGC 2005-A [1]	\$3,194	0.00%	\$3,295	\$851	0.00%	\$845	\$4,140
2680	RBSGC 2005-A [2]	\$19,560	0.02%	\$20,178	\$5,394	0.00%	\$5,355	\$25,533
2681	RBSGC 2005-A [3]	\$16,054	0.01%	\$16,562	\$4,618	0.00%	\$4,584	\$21,146
2682	RBSGC 2005-A [4]	\$6,991	0.01%	\$7,212	\$1,893	0.00%	\$1,880	\$9,091
2683	RBSGC 2005-A [5]	\$8,553	0.01%	\$8,824	\$2,322	0.00%	\$2,305	\$11,129
2684	RBSGC 2007-B [1]	\$2,804	0.00%	\$2,893	\$0	0.00%	\$0	\$2,893
2685	RBSGC 2007-B [2]	\$101	0.00%	\$104	\$0	0.00%	\$0	\$104
2686	RBSGC 2007-B [3]	\$213	0.00%	\$219	\$0	0.00%	\$0	\$219
2687	RFMS2 1998-HI2 [Total]	\$0	0.00%	\$0	\$93,549	0.02%	\$92,871	\$92,871
2688	RFMS2 1999-HI1 [Total]	\$0	0.00%	\$0	\$134,271	0.03%	\$133,298	\$133,298
2689	RFMS2 1999-HI4 [Total]	\$0	0.00%	\$0	\$123,751	0.02%	\$122,854	\$122,854
2690	RFMS2 1999-HI6 [I]	\$0	0.00%	\$0	\$162,611	0.03%	\$161,433	\$161,433
2691	RFMS2 1999-HI6 [II]	\$0	0.00%	\$0	\$9,096	0.00%	\$9,030	\$9,030
2692	RFMS2 1999-HI8 [I]	\$0	0.00%	\$0	\$111,756	0.02%	\$110,946	\$110,946
2693	RFMS2 1999-HI8 [II]	\$0	0.00%	\$0	\$5,721	0.00%	\$5,680	\$5,680
2694	RFMS2 2000-HI1 [I]	\$0	0.00%	\$0	\$483,300	0.09%	\$479,798	\$479,798
2695	RFMS2 2000-HI1 [III]	\$0	0.00%	\$0	\$14,640	0.00%	\$14,534	\$14,534
2696	RFMS2 2000-HI2 [I]	\$0	0.00%	\$0	\$264,754	0.05%	\$262,835	\$262,835
2697	RFMS2 2000-HI2 [III]	\$0	0.00%	\$0	\$11,552	0.00%	\$11,468	\$11,468
2698	RFMS2 2000-HI3 [I]	\$0	0.00%	\$0	\$340,550	0.06%	\$338,082	\$338,082
2699	RFMS2 2000-HI3 [III]	\$0	0.00%	\$0	\$14,930	0.00%	\$14,822	\$14,822
2700	RFMS2 2000-HI4 [1]	\$0	0.00%	\$0	\$345,376	0.07%	\$342,873	\$342,873
2701	RFMS2 2000-HI4 [2]	\$0	0.00%	\$0	\$16,899	0.00%	\$16,777	\$16,777
2702	RFMS2 2000-HI5 [1]	\$0	0.00%	\$0	\$717,568	0.14%	\$712,368	\$712,368
2703	RFMS2 2000-HI5 [2]	\$0	0.00%	\$0	\$23,067	0.00%	\$22,900	\$22,900
2704	RFMS2 2000-HL1 [1]	\$0	0.00%	\$0	\$46,571	0.01%	\$46,233	\$46,233
2705	RFMS2 2000-HL1 [2]	\$0	0.00%	\$0	\$5,847	0.00%	\$5,804	\$5,804
2706	RFMS2 2001-HI1 [Total]	\$0	0.00%	\$0	\$168,164	0.03%	\$166,945	\$166,945
2707	RFMS2 2001-HI2 [1]	\$0	0.00%	\$0	\$124,035	0.02%	\$123,136	\$123,136



	A	J	K	L	M	N	O	P
1	Name	GMACM Weighted Claim	GMACM Claim Share	GMACM Recovery	RFC Weighted Claim	RFC Claim Share	RFC Recovery	Total Recovery
2708	RFMS2 2001-HI2 [2]	\$0	0.00%	\$0	\$6,347	0.00%	\$6,301	\$6,301
2709	RFMS2 2001-HI3 [1]	\$0	0.00%	\$0	\$272,410	0.05%	\$270,436	\$270,436
2710	RFMS2 2001-HI3 [2]	\$0	0.00%	\$0	\$6,453	0.00%	\$6,406	\$6,406
2711	RFMS2 2001-HI4 [Total]	\$0	0.00%	\$0	\$276,833	0.05%	\$274,826	\$274,826
2712	RFMS2 2001-HS2 [Total]	\$0	0.00%	\$0	\$27,754	0.01%	\$27,553	\$27,553
2713	RFMS2 2001-HS3 [1]	\$0	0.00%	\$0	\$1,099	0.00%	\$1,091	\$1,091
2714	RFMS2 2001-HS3 [2]	\$0	0.00%	\$0	\$3,115	0.00%	\$3,092	\$3,092
2715	RFMS2 2002-HI1 [Total]	\$0	0.00%	\$0	\$247,122	0.05%	\$245,331	\$245,331
2716	RFMS2 2002-HI2 [1]	\$0	0.00%	\$0	\$124,823	0.02%	\$123,918	\$123,918
2717	RFMS2 2002-HI2 [2]	\$0	0.00%	\$0	\$55,467	0.01%	\$55,065	\$55,065
2718	RFMS2 2002-HI3 [Total]	\$0	0.00%	\$0	\$212,147	0.04%	\$210,609	\$210,609
2719	RFMS2 2002-HI4 [Total]	\$0	0.00%	\$0	\$222,190	0.04%	\$220,580	\$220,580
2720	RFMS2 2002-HI5 [Total]	\$0	0.00%	\$0	\$264,463	0.05%	\$262,547	\$262,547
2721	RFMS2 2002-HS1 [Total]	\$0	0.00%	\$0	\$18,593	0.00%	\$18,458	\$18,458
2722	RFMS2 2002-HS2 [Total]	\$0	0.00%	\$0	\$18,481	0.00%	\$18,347	\$18,347
2723	RFMS2 2002-HS3 [1]	\$0	0.00%	\$0	\$7,342	0.00%	\$7,289	\$7,289
2724	RFMS2 2002-HS3 [2]	\$0	0.00%	\$0	\$9,700	0.00%	\$9,630	\$9,630
2725	RFMS2 2003-HI1 [Total]	\$0	0.00%	\$0	\$245,715	0.05%	\$243,934	\$243,934
2726	RFMS2 2003-HI2 [Total]	\$0	0.00%	\$0	\$292,185	0.06%	\$290,067	\$290,067
2727	RFMS2 2003-HI3 [1]	\$0	0.00%	\$0	\$133,013	0.03%	\$132,049	\$132,049
2728	RFMS2 2003-HI3 [2]	\$0	0.00%	\$0	\$132,382	0.02%	\$131,422	\$131,422
2729	RFMS2 2003-HI4 [1]	\$0	0.00%	\$0	\$181,914	0.03%	\$180,596	\$180,596
2730	RFMS2 2003-HI4 [2]	\$0	0.00%	\$0	\$184,463	0.03%	\$183,126	\$183,126
2731	RFMS2 2003-HS1 [1]	\$0	0.00%	\$0	\$33,222	0.01%	\$32,981	\$32,981
2732	RFMS2 2003-HS1 [2]	\$0	0.00%	\$0	\$15,678	0.00%	\$15,564	\$15,564
2733	RFMS2 2003-HS2 [1]	\$0	0.00%	\$0	\$37,483	0.01%	\$37,211	\$37,211
2734	RFMS2 2003-HS2 [2A]	\$0	0.00%	\$0	\$13,855	0.00%	\$13,755	\$13,755
2735	RFMS2 2003-HS2 [2B]	\$0	0.00%	\$0	\$18,545	0.00%	\$18,411	\$18,411
2736	RFMS2 2003-HS3 [1]	\$0	0.00%	\$0	\$0	0.00%	\$0	\$0
2737	RFMS2 2003-HS3 [2A]	\$0	0.00%	\$0	\$0	0.00%	\$0	\$0
2738	RFMS2 2003-HS3 [2B]	\$0	0.00%	\$0	\$0	0.00%	\$0	\$0
2739	RFMS2 2003-HS4 [1]	\$0	0.00%	\$0	\$39,883	0.01%	\$39,594	\$39,594
2740	RFMS2 2003-HS4 [2]	\$0	0.00%	\$0	\$27,585	0.01%	\$27,385	\$27,385
2741	RFMS2 2004-HI1 [Total]	\$0	0.00%	\$0	\$404,234	0.08%	\$401,304	\$401,304
2742	RFMS2 2004-HI2 [Total]	\$0	0.00%	\$0	\$529,916	0.10%	\$526,075	\$526,075
2743	RFMS2 2004-HI3 [Total]	\$0	0.00%	\$0	\$456,299	0.09%	\$452,992	\$452,992
2744	RFMS2 2004-HS1 [1]	\$0	0.00%	\$0	\$87,658	0.02%	\$87,022	\$87,022
2745	RFMS2 2004-HS1 [2]	\$0	0.00%	\$0	\$49,727	0.01%	\$49,367	\$49,367
2746	RFMS2 2004-HS2 [1]	\$0	0.00%	\$0	\$0	0.00%	\$0	\$0
2747	RFMS2 2004-HS2 [2]	\$0	0.00%	\$0	\$0	0.00%	\$0	\$0
2748	RFMS2 2004-HS3 [Total]	\$0	0.00%	\$0	\$109,056	0.02%	\$108,266	\$108,266

	A	J	K	L	M	N	O	P
1	Name	GMACM Weighted Claim	GMACM Claim Share	GMACM Recovery	RFC Weighted Claim	RFC Claim Share	RFC Recovery	Total Recovery
2749	RFMS2 2005-HI1 [Total]	\$0	0.00%	\$0	\$553,858	0.10%	\$549,844	\$549,844
2750	RFMS2 2005-HI2 [Total]	\$0	0.00%	\$0	\$631,357	0.12%	\$626,781	\$626,781
2751	RFMS2 2005-HI3 [Total]	\$0	0.00%	\$0	\$683,065	0.13%	\$678,115	\$678,115
2752	RFMS2 2005-HS1 [1]	\$0	0.00%	\$0	\$549,733	0.10%	\$545,749	\$545,749
2753	RFMS2 2005-HS1 [2]	\$0	0.00%	\$0	\$411,309	0.08%	\$408,328	\$408,328
2754	RFMS2 2005-HS2 [1]	\$0	0.00%	\$0	\$417,543	0.08%	\$414,517	\$414,517
2755	RFMS2 2005-HS2 [2]	\$0	0.00%	\$0	\$328,314	0.06%	\$325,934	\$325,934
2756	RFMS2 2005-HSA1 [1]	\$0	0.00%	\$0	\$218,271	0.04%	\$216,689	\$216,689
2757	RFMS2 2005-HSA1 [2]	\$0	0.00%	\$0	\$153,342	0.03%	\$152,231	\$152,231
2758	RFMS2 2006-HI1 [Total]	\$0	0.00%	\$0	\$751,044	0.14%	\$745,601	\$745,601
2759	RFMS2 2006-HI2 [Total]	\$0	0.00%	\$0	\$821,769	0.15%	\$815,814	\$815,814
2760	RFMS2 2006-HI3 [Total]	\$0	0.00%	\$0	\$856,561	0.16%	\$850,354	\$850,354
2761	RFMS2 2006-HI4 [Total]	\$0	0.00%	\$0	\$1,062,470	0.20%	\$1,054,770	\$1,054,770
2762	RFMS2 2006-HI5 [Total]	\$0	0.00%	\$0	\$992,241	0.19%	\$985,050	\$985,050
2763	RFMS2 2006-HSA1 [Total]	\$0	0.00%	\$0	\$888,508	0.17%	\$882,068	\$882,068
2764	RFMS2 2006-HSA2 [1]	\$0	0.00%	\$0	\$520,323	0.10%	\$516,552	\$516,552
2765	RFMS2 2006-HSA2 [2]	\$0	0.00%	\$0	\$405,513	0.08%	\$402,574	\$402,574
2766	RFMS2 2006-HSA3 [Total]	\$0	0.00%	\$0	\$0	0.00%	\$0	\$0
2767	RFMS2 2006-HSA4 [Total]	\$0	0.00%	\$0	\$0	0.00%	\$0	\$0
2768	RFMS2 2006-HSA5 [Total]	\$0	0.00%	\$0	\$0	0.00%	\$0	\$0
2769	RFMS2 2007-HI1 [Total]	\$0	0.00%	\$0	\$1,077,753	0.20%	\$1,069,942	\$1,069,942
2770	RFMS2 2007-HSA1 [Total]	\$0	0.00%	\$0	\$0	0.00%	\$0	\$0
2771	RFMS2 2007-HSA2 [Total]	\$0	0.00%	\$0	\$0	0.00%	\$0	\$0
2772	RFMS2 2007-HSA3 [1]	\$0	0.00%	\$0	\$0	0.00%	\$0	\$0
2773	RFMS2 2007-HSA3 [2]	\$0	0.00%	\$0	\$0	0.00%	\$0	\$0
2774	RFMSI 2003-S10 [Total]	\$0	0.00%	\$0	\$8,400	0.00%	\$8,339	\$8,339
2775	RFMSI 2003-S11 [Total]	\$0	0.00%	\$0	\$4,724	0.00%	\$4,690	\$4,690
2776	RFMSI 2003-S12 [1]	\$0	0.00%	\$0	\$5,291	0.00%	\$5,253	\$5,253
2777	RFMSI 2003-S12 [2]	\$0	0.00%	\$0	\$8,702	0.00%	\$8,639	\$8,639
2778	RFMSI 2003-S12 [3]	\$0	0.00%	\$0	\$2,706	0.00%	\$2,687	\$2,687
2779	RFMSI 2003-S12 [4]	\$0	0.00%	\$0	\$4,965	0.00%	\$4,929	\$4,929
2780	RFMSI 2003-S13 [Total]	\$0	0.00%	\$0	\$14,107	0.00%	\$14,005	\$14,005
2781	RFMSI 2003-S14 [Total]	\$0	0.00%	\$0	\$1,380	0.00%	\$1,370	\$1,370
2782	RFMSI 2003-S15 [Total]	\$0	0.00%	\$0	\$903	0.00%	\$897	\$897
2783	RFMSI 2003-S16 [Total]	\$0	0.00%	\$0	\$2,312	0.00%	\$2,295	\$2,295
2784	RFMSI 2003-S17 [Total]	\$0	0.00%	\$0	\$17,354	0.00%	\$17,228	\$17,228
2785	RFMSI 2003-S18 [Total]	\$0	0.00%	\$0	\$2,320	0.00%	\$2,304	\$2,304
2786	RFMSI 2003-S19 [Total]	\$0	0.00%	\$0	\$9,883	0.00%	\$9,811	\$9,811
2787	RFMSI 2003-S20 [1]	\$0	0.00%	\$0	\$7,257	0.00%	\$7,204	\$7,204
2788	RFMSI 2003-S20 [2]	\$0	0.00%	\$0	\$2,664	0.00%	\$2,644	\$2,644
2789	RFMSI 2003-S4 [Total]	\$0	0.00%	\$0	\$9,356	0.00%	\$9,289	\$9,289

	A	J	K	L	M	N	O	P
1	Name	GMACM Weighted Claim	GMACM Claim Share	GMACM Recovery	RFC Weighted Claim	RFC Claim Share	RFC Recovery	Total Recovery
2790	RFMSI 2003-S6 [Total]	\$0	0.00%	\$0	\$1,756	0.00%	\$1,744	\$1,744
2791	RFMSI 2003-S7 [Total]	\$0	0.00%	\$0	\$14,776	0.00%	\$14,669	\$14,669
2792	RFMSI 2003-S9 [Total]	\$0	0.00%	\$0	\$4,407	0.00%	\$4,375	\$4,375
2793	RFMSI 2004-PS1 [Total]	\$0	0.00%	\$0	\$2,490	0.00%	\$2,472	\$2,472
2794	RFMSI 2004-S1 [Total]	\$0	0.00%	\$0	\$18,847	0.00%	\$18,711	\$18,711
2795	RFMSI 2004-S2 [Total]	\$0	0.00%	\$0	\$26,651	0.01%	\$26,458	\$26,458
2796	RFMSI 2004-S3 [Total]	\$0	0.00%	\$0	\$5,122	0.00%	\$5,085	\$5,085
2797	RFMSI 2004-S4 [1]	\$0	0.00%	\$0	\$22,511	0.00%	\$22,348	\$22,348
2798	RFMSI 2004-S4 [2]	\$0	0.00%	\$0	\$8,625	0.00%	\$8,563	\$8,563
2799	RFMSI 2004-S5 [1]	\$0	0.00%	\$0	\$23,293	0.00%	\$23,124	\$23,124
2800	RFMSI 2004-S5 [2]	\$0	0.00%	\$0	\$5,118	0.00%	\$5,081	\$5,081
2801	RFMSI 2004-S6 [ONE]	\$0	0.00%	\$0	\$15,844	0.00%	\$15,730	\$15,730
2802	RFMSI 2004-S6 [THREE]	\$0	0.00%	\$0	\$10,217	0.00%	\$10,143	\$10,143
2803	RFMSI 2004-S6 [TWO]	\$0	0.00%	\$0	\$23,903	0.00%	\$23,730	\$23,730
2804	RFMSI 2004-S7 [Total]	\$0	0.00%	\$0	\$4,612	0.00%	\$4,579	\$4,579
2805	RFMSI 2004-S8 [Total]	\$0	0.00%	\$0	\$30,924	0.01%	\$30,700	\$30,700
2806	RFMSI 2004-S9 [1]	\$0	0.00%	\$0	\$77,829	0.01%	\$77,265	\$77,265
2807	RFMSI 2004-S9 [2]	\$0	0.00%	\$0	\$16,701	0.00%	\$16,580	\$16,580
2808	RFMSI 2004-SA1 [1]	\$0	0.00%	\$0	\$8,234	0.00%	\$8,175	\$8,175
2809	RFMSI 2004-SA1 [2]	\$0	0.00%	\$0	\$34,182	0.01%	\$33,934	\$33,934
2810	RFMSI 2004-SA1 [3]	\$0	0.00%	\$0	\$6,555	0.00%	\$6,508	\$6,508
2811	RFMSI 2005-S1 [1]	\$0	0.00%	\$0	\$68,777	0.01%	\$68,279	\$68,279
2812	RFMSI 2005-S1 [2]	\$0	0.00%	\$0	\$22,708	0.00%	\$22,544	\$22,544
2813	RFMSI 2005-S2 [Total]	\$0	0.00%	\$0	\$64,500	0.01%	\$64,033	\$64,033
2814	RFMSI 2005-S3 [Total]	\$0	0.00%	\$0	\$9,673	0.00%	\$9,603	\$9,603
2815	RFMSI 2005-S4 [Total]	\$0	0.00%	\$0	\$95,298	0.02%	\$94,608	\$94,608
2816	RFMSI 2005-S5 [Total]	\$0	0.00%	\$0	\$73,558	0.01%	\$73,025	\$73,025
2817	RFMSI 2005-S6 [Total]	\$0	0.00%	\$0	\$106,651	0.02%	\$105,879	\$105,879
2818	RFMSI 2005-S7 [Total]	\$0	0.00%	\$0	\$167,790	0.03%	\$166,574	\$166,574
2819	RFMSI 2005-S8 [Total]	\$0	0.00%	\$0	\$166,294	0.03%	\$165,089	\$165,089
2820	RFMSI 2005-S9 [Total]	\$0	0.00%	\$0	\$223,565	0.04%	\$221,945	\$221,945
2821	RFMSI 2005-SA1 [1]	\$0	0.00%	\$0	\$35,018	0.01%	\$34,765	\$34,765
2822	RFMSI 2005-SA1 [2]	\$0	0.00%	\$0	\$35,128	0.01%	\$34,874	\$34,874
2823	RFMSI 2005-SA1 [3]	\$0	0.00%	\$0	\$51,524	0.01%	\$51,151	\$51,151
2824	RFMSI 2005-SA2 [1]	\$0	0.00%	\$0	\$46,174	0.01%	\$45,839	\$45,839
2825	RFMSI 2005-SA2 [2]	\$0	0.00%	\$0	\$143,801	0.03%	\$142,759	\$142,759
2826	RFMSI 2005-SA2 [3]	\$0	0.00%	\$0	\$59,759	0.01%	\$59,326	\$59,326
2827	RFMSI 2005-SA2 [4]	\$0	0.00%	\$0	\$17,985	0.00%	\$17,855	\$17,855
2828	RFMSI 2005-SA2 [5]	\$0	0.00%	\$0	\$34,409	0.01%	\$34,160	\$34,160
2829	RFMSI 2005-SA2 [6]	\$0	0.00%	\$0	\$50,572	0.01%	\$50,205	\$50,205
2830	RFMSI 2005-SA3 [1]	\$0	0.00%	\$0	\$161,059	0.03%	\$159,892	\$159,892

	A	J	K	L	M	N	O	P
1	Name	GMACM Weighted Claim	GMACM Claim Share	GMACM Recovery	RFC Weighted Claim	RFC Claim Share	RFC Recovery	Total Recovery
2831	RFMSI 2005-SA3 [2]	\$0	0.00%	\$0	\$211,123	0.04%	\$209,593	\$209,593
2832	RFMSI 2005-SA3 [3]	\$0	0.00%	\$0	\$83,118	0.02%	\$82,516	\$82,516
2833	RFMSI 2005-SA3 [4]	\$0	0.00%	\$0	\$78,941	0.01%	\$78,369	\$78,369
2834	RFMSI 2005-SA4 [I1]	\$0	0.00%	\$0	\$78,388	0.01%	\$77,820	\$77,820
2835	RFMSI 2005-SA4 [I2]	\$0	0.00%	\$0	\$133,274	0.03%	\$132,308	\$132,308
2836	RFMSI 2005-SA4 [I3]	\$0	0.00%	\$0	\$21,317	0.00%	\$21,163	\$21,163
2837	RFMSI 2005-SA4 [II1]	\$0	0.00%	\$0	\$357,773	0.07%	\$355,180	\$355,180
2838	RFMSI 2005-SA4 [II2]	\$0	0.00%	\$0	\$219,709	0.04%	\$218,116	\$218,116
2839	RFMSI 2005-SA5 [1]	\$0	0.00%	\$0	\$131,959	0.02%	\$131,002	\$131,002
2840	RFMSI 2005-SA5 [2]	\$0	0.00%	\$0	\$211,762	0.04%	\$210,227	\$210,227
2841	RFMSI 2005-SA5 [3]	\$0	0.00%	\$0	\$86,061	0.02%	\$85,437	\$85,437
2842	RFMSI 2006-S1 [1]	\$0	0.00%	\$0	\$159,362	0.03%	\$158,207	\$158,207
2843	RFMSI 2006-S1 [2]	\$0	0.00%	\$0	\$89,974	0.02%	\$89,322	\$89,322
2844	RFMSI 2006-S10 [1]	\$0	0.00%	\$0	\$554,209	0.10%	\$550,192	\$550,192
2845	RFMSI 2006-S10 [2]	\$0	0.00%	\$0	\$79,327	0.01%	\$78,752	\$78,752
2846	RFMSI 2006-S11 [Total]	\$0	0.00%	\$0	\$438,976	0.08%	\$435,794	\$435,794
2847	RFMSI 2006-S12 [I]	\$0	0.00%	\$0	\$19,997	0.00%	\$19,852	\$19,852
2848	RFMSI 2006-S12 [II]	\$0	0.00%	\$0	\$479,917	0.09%	\$476,439	\$476,439
2849	RFMSI 2006-S12 [III]	\$0	0.00%	\$0	\$288,342	0.05%	\$286,253	\$286,253
2850	RFMSI 2006-S2 [Total]	\$0	0.00%	\$0	\$195,762	0.04%	\$194,343	\$194,343
2851	RFMSI 2006-S3 [Total]	\$0	0.00%	\$0	\$296,856	0.06%	\$294,705	\$294,705
2852	RFMSI 2006-S4 [Total]	\$0	0.00%	\$0	\$214,718	0.04%	\$213,161	\$213,161
2853	RFMSI 2006-S5 [Total]	\$0	0.00%	\$0	\$543,785	0.10%	\$539,844	\$539,844
2854	RFMSI 2006-S6 [Total]	\$0	0.00%	\$0	\$491,096	0.09%	\$487,537	\$487,537
2855	RFMSI 2006-S7 [Total]	\$0	0.00%	\$0	\$376,465	0.07%	\$373,737	\$373,737
2856	RFMSI 2006-S8 [Total]	\$0	0.00%	\$0	\$319,090	0.06%	\$316,777	\$316,777
2857	RFMSI 2006-S9 [Total]	\$0	0.00%	\$0	\$309,084	0.06%	\$306,844	\$306,844
2858	RFMSI 2006-SA1 [1]	\$0	0.00%	\$0	\$287,820	0.05%	\$285,734	\$285,734
2859	RFMSI 2006-SA1 [2]	\$0	0.00%	\$0	\$54,957	0.01%	\$54,559	\$54,559
2860	RFMSI 2006-SA2 [1]	\$0	0.00%	\$0	\$104,860	0.02%	\$104,100	\$104,100
2861	RFMSI 2006-SA2 [2]	\$0	0.00%	\$0	\$730,668	0.14%	\$725,373	\$725,373
2862	RFMSI 2006-SA2 [3]	\$0	0.00%	\$0	\$128,634	0.02%	\$127,702	\$127,702
2863	RFMSI 2006-SA2 [4]	\$0	0.00%	\$0	\$99,396	0.02%	\$98,676	\$98,676
2864	RFMSI 2006-SA3 [1]	\$0	0.00%	\$0	\$28,335	0.01%	\$28,129	\$28,129
2865	RFMSI 2006-SA3 [2]	\$0	0.00%	\$0	\$190,186	0.04%	\$188,807	\$188,807
2866	RFMSI 2006-SA3 [3]	\$0	0.00%	\$0	\$107,605	0.02%	\$106,825	\$106,825
2867	RFMSI 2006-SA3 [4]	\$0	0.00%	\$0	\$67,272	0.01%	\$66,784	\$66,784
2868	RFMSI 2006-SA4 [1]	\$0	0.00%	\$0	\$30,126	0.01%	\$29,908	\$29,908
2869	RFMSI 2006-SA4 [2]	\$0	0.00%	\$0	\$236,357	0.04%	\$234,644	\$234,644
2870	RFMSI 2006-SA4 [3]	\$0	0.00%	\$0	\$119,971	0.02%	\$119,101	\$119,101
2871	RFMSI 2007-S1 [Total]	\$0	0.00%	\$0	\$431,056	0.08%	\$427,932	\$427,932

	A	J	K	L	M	N	O	P
1	Name	GMACM Weighted Claim	GMACM Claim Share	GMACM Recovery	RFC Weighted Claim	RFC Claim Share	RFC Recovery	Total Recovery
2872	RFMSI 2007-S2 [Total]	\$0	0.00%	\$0	\$397,469	0.07%	\$394,588	\$394,588
2873	RFMSI 2007-S3 [1]	\$0	0.00%	\$0	\$511,000	0.10%	\$507,296	\$507,296
2874	RFMSI 2007-S3 [2]	\$0	0.00%	\$0	\$13,767	0.00%	\$13,667	\$13,667
2875	RFMSI 2007-S4 [Total]	\$0	0.00%	\$0	\$317,939	0.06%	\$315,635	\$315,635
2876	RFMSI 2007-S5 [Total]	\$0	0.00%	\$0	\$469,669	0.09%	\$466,265	\$466,265
2877	RFMSI 2007-S6 [1]	\$0	0.00%	\$0	\$416,758	0.08%	\$413,738	\$413,738
2878	RFMSI 2007-S6 [2]	\$0	0.00%	\$0	\$338,113	0.06%	\$335,662	\$335,662
2879	RFMSI 2007-S7 [Total]	\$0	0.00%	\$0	\$399,854	0.08%	\$396,957	\$396,957
2880	RFMSI 2007-S8 [1]	\$0	0.00%	\$0	\$449,590	0.08%	\$446,332	\$446,332
2881	RFMSI 2007-S8 [2]	\$0	0.00%	\$0	\$26,302	0.00%	\$26,111	\$26,111
2882	RFMSI 2007-S9 [1]	\$0	0.00%	\$0	\$151,138	0.03%	\$150,042	\$150,042
2883	RFMSI 2007-S9 [2]	\$0	0.00%	\$0	\$10,911	0.00%	\$10,832	\$10,832
2884	RFMSI 2007-SA1 [1]	\$0	0.00%	\$0	\$16,940	0.00%	\$16,817	\$16,817
2885	RFMSI 2007-SA1 [2]	\$0	0.00%	\$0	\$295,759	0.06%	\$293,616	\$293,616
2886	RFMSI 2007-SA1 [3]	\$0	0.00%	\$0	\$102,622	0.02%	\$101,878	\$101,878
2887	RFMSI 2007-SA1 [4]	\$0	0.00%	\$0	\$34,560	0.01%	\$34,310	\$34,310
2888	RFMSI 2007-SA2 [1]	\$0	0.00%	\$0	\$43,120	0.01%	\$42,808	\$42,808
2889	RFMSI 2007-SA2 [2]	\$0	0.00%	\$0	\$363,744	0.07%	\$361,107	\$361,107
2890	RFMSI 2007-SA2 [3]	\$0	0.00%	\$0	\$67,643	0.01%	\$67,152	\$67,152
2891	RFMSI 2007-SA2 [4]	\$0	0.00%	\$0	\$97,961	0.02%	\$97,251	\$97,251
2892	RFMSI 2007-SA2 [5]	\$0	0.00%	\$0	\$28,687	0.01%	\$28,480	\$28,480
2893	RFMSI 2007-SA3 [1]	\$0	0.00%	\$0	\$14,379	0.00%	\$14,275	\$14,275
2894	RFMSI 2007-SA3 [2]	\$0	0.00%	\$0	\$417,621	0.08%	\$414,594	\$414,594
2895	RFMSI 2007-SA3 [3]	\$0	0.00%	\$0	\$113,840	0.02%	\$113,015	\$113,015
2896	RFMSI 2007-SA3 [4]	\$0	0.00%	\$0	\$53,529	0.01%	\$53,141	\$53,141
2897	RFMSI 2007-SA4 [1]	\$0	0.00%	\$0	\$3,216	0.00%	\$3,192	\$3,192
2898	RFMSI 2007-SA4 [2]	\$0	0.00%	\$0	\$10,651	0.00%	\$10,574	\$10,574
2899	RFMSI 2007-SA4 [3]	\$0	0.00%	\$0	\$370,669	0.07%	\$367,982	\$367,982
2900	RFMSI 2007-SA4 [4]	\$0	0.00%	\$0	\$147,055	0.03%	\$145,989	\$145,989
2901	RFMSI 2007-SA4 [5]	\$0	0.00%	\$0	\$114,488	0.02%	\$113,658	\$113,658
2902	RFSC 2001-RM2 [1]	\$0	0.00%	\$0	\$14,064	0.00%	\$13,962	\$13,962
2903	RFSC 2001-RM2 [2]	\$0	0.00%	\$0	\$4,902	0.00%	\$4,866	\$4,866
2904	RFSC 2002-RM1 [1]	\$0	0.00%	\$0	\$5,166	0.00%	\$5,128	\$5,128
2905	RFSC 2002-RM1 [2]	\$0	0.00%	\$0	\$1,081	0.00%	\$1,074	\$1,074
2906	RFSC 2002-RM1 [3]	\$0	0.00%	\$0	\$1,078	0.00%	\$1,070	\$1,070
2907	RFSC 2002-RP1 [1]	\$0	0.00%	\$0	\$69,223	0.01%	\$68,721	\$68,721
2908	RFSC 2002-RP1 [2]	\$0	0.00%	\$0	\$49,975	0.01%	\$49,613	\$49,613
2909	RFSC 2002-RP2 [Total]	\$0	0.00%	\$0	\$128,098	0.02%	\$127,169	\$127,169
2910	RFSC 2003-RM1 [Total]	\$0	0.00%	\$0	\$7,954	0.00%	\$7,897	\$7,897
2911	RFSC 2003-RM2 [ONE]	\$0	0.00%	\$0	\$6,724	0.00%	\$6,676	\$6,676
2912	RFSC 2003-RM2 [THREE]	\$0	0.00%	\$0	\$3,406	0.00%	\$3,381	\$3,381

	A	J	K	L	M	N	O	P
1	Name	GMACM Weighted Claim	GMACM Claim Share	GMACM Recovery	RFC Weighted Claim	RFC Claim Share	RFC Recovery	Total Recovery
2913	RFSC 2003-RM2 [TWO]	\$0	0.00%	\$0	\$1,524	0.00%	\$1,513	\$1,513
2914	RFSC 2003-RP1 [1A]	\$0	0.00%	\$0	\$130,725	0.02%	\$129,777	\$129,777
2915	RFSC 2003-RP1 [1F]	\$0	0.00%	\$0	\$151,881	0.03%	\$150,780	\$150,780
2916	RFSC 2003-RP2 [1A]	\$0	0.00%	\$0	\$41,965	0.01%	\$41,661	\$41,661
2917	RFSC 2003-RP2 [1F]	\$0	0.00%	\$0	\$62,321	0.01%	\$61,869	\$61,869
2918	RFSC 2003-RP2 [2A]	\$0	0.00%	\$0	\$56,561	0.01%	\$56,151	\$56,151
2919	RFSC 2003-RP2 [2F]	\$0	0.00%	\$0	\$32,601	0.01%	\$32,364	\$32,364
2920	RYMS 1991-15 [Total]	\$46	0.00%	\$47	\$0	0.00%	\$0	\$47
2921	RYMS 1991-16 [Total]	\$60	0.00%	\$62	\$0	0.00%	\$0	\$62
2922	SACO 2005-GP1 [Total]	\$0	0.00%	\$0	\$0	0.00%	\$0	\$0
2923	SACO 2005-WM1 [Total]	\$3,748	0.00%	\$3,867	\$3,748	0.00%	\$3,721	\$7,588
2924	SACO 2005-WM3 [Total]	\$4,948	0.00%	\$5,105	\$4,948	0.00%	\$4,912	\$10,017
2925	SACO 2006-1 [Total]	\$0	0.00%	\$0	\$0	0.00%	\$0	\$0
2926	SACO 2006-10 [Total]	\$1,967	0.00%	\$2,030	\$1,967	0.00%	\$1,953	\$3,983
2927	SACO 2006-12 [1]	\$181	0.00%	\$187	\$0	0.00%	\$0	\$187
2928	SACO 2006-12 [2]	\$0	0.00%	\$0	\$0	0.00%	\$0	\$0
2929	SACO 2006-5 [1]	\$1,384	0.00%	\$1,428	\$0	0.00%	\$0	\$1,428
2930	SACO 2006-5 [2]	\$2,018	0.00%	\$2,082	\$0	0.00%	\$0	\$2,082
2931	SACO 2006-6 [A]	\$68	0.00%	\$70	\$0	0.00%	\$0	\$70
2932	SACO 2006-6 [F]	\$2,044	0.00%	\$2,108	\$0	0.00%	\$0	\$2,108
2933	SACO 2006-7 [Total]	\$464	0.00%	\$479	\$0	0.00%	\$0	\$479
2934	SACO 2006-8 [Total]	\$810	0.00%	\$836	\$0	0.00%	\$0	\$836
2935	SACO 2006-9 [A]	\$516	0.00%	\$532	\$0	0.00%	\$0	\$532
2936	SACO 2006-9 [F]	\$2,820	0.00%	\$2,909	\$0	0.00%	\$0	\$2,909
2937	SACO 2007-1 [1A]	\$42,694	0.03%	\$44,044	\$0	0.00%	\$0	\$44,044
2938	SACO 2007-1 [1F]	\$223,743	0.17%	\$230,817	\$0	0.00%	\$0	\$230,817
2939	SACO 2007-1 [2A]	\$11,136	0.01%	\$11,488	\$0	0.00%	\$0	\$11,488
2940	SACO 2007-1 [2F]	\$79,147	0.06%	\$81,649	\$0	0.00%	\$0	\$81,649
2941	SACO 2007-2 [1]	\$1,272	0.00%	\$1,313	\$0	0.00%	\$0	\$1,313
2942	SACO 2007-2 [2]	\$186	0.00%	\$192	\$0	0.00%	\$0	\$192
2943	SAIL 2005-5 [1A]	\$0	0.00%	\$0	\$0	0.00%	\$0	\$0
2944	SAIL 2005-5 [1F]	\$0	0.00%	\$0	\$0	0.00%	\$0	\$0
2945	SAIL 2005-5 [2A]	\$0	0.00%	\$0	\$0	0.00%	\$0	\$0
2946	SAIL 2005-5 [2F]	\$0	0.00%	\$0	\$0	0.00%	\$0	\$0
2947	SAIL 2005-5 [3A]	\$0	0.00%	\$0	\$0	0.00%	\$0	\$0
2948	SAIL 2005-5 [3F]	\$0	0.00%	\$0	\$0	0.00%	\$0	\$0
2949	SAIL 2005-5 [4A]	\$0	0.00%	\$0	\$0	0.00%	\$0	\$0
2950	SAIL 2005-5 [4F]	\$0	0.00%	\$0	\$0	0.00%	\$0	\$0
2951	SAIL 2005-9 [1A]	\$1,669	0.00%	\$1,722	\$1,669	0.00%	\$1,657	\$3,379
2952	SAIL 2005-9 [1F]	\$361	0.00%	\$372	\$361	0.00%	\$358	\$730
2953	SAIL 2005-9 [2A]	\$792	0.00%	\$818	\$792	0.00%	\$787	\$1,604

	A	J	K	L	M	N	O	P
1	Name	GMACM Weighted Claim	GMACM Claim Share	GMACM Recovery	RFC Weighted Claim	RFC Claim Share	RFC Recovery	Total Recovery
2954	SAIL 2005-9 [2F]	\$109	0.00%	\$113	\$109	0.00%	\$108	\$221
2955	SAIL 2005-9 [3A]	\$3,653	0.00%	\$3,768	\$3,653	0.00%	\$3,626	\$7,394
2956	SAIL 2005-9 [3F]	\$649	0.00%	\$670	\$649	0.00%	\$645	\$1,314
2957	SAIL 2006-2 [A]	\$107,684	0.08%	\$111,089	\$0	0.00%	\$0	\$111,089
2958	SAIL 2006-2 [F]	\$32,935	0.03%	\$33,976	\$0	0.00%	\$0	\$33,976
2959	SAIL 2006-3 [1A]	\$10,918	0.01%	\$11,263	\$0	0.00%	\$0	\$11,263
2960	SAIL 2006-3 [1F]	\$2,797	0.00%	\$2,885	\$0	0.00%	\$0	\$2,885
2961	SAIL 2006-3 [2A]	\$4,317	0.00%	\$4,453	\$0	0.00%	\$0	\$4,453
2962	SAIL 2006-3 [2F]	\$1,246	0.00%	\$1,285	\$0	0.00%	\$0	\$1,285
2963	SAIL 2006-3 [3A]	\$12,467	0.01%	\$12,861	\$0	0.00%	\$0	\$12,861
2964	SAIL 2006-3 [3F]	\$2,856	0.00%	\$2,946	\$0	0.00%	\$0	\$2,946
2965	SAMI 2003-AR1 [1]	\$306	0.00%	\$316	\$0	0.00%	\$0	\$316
2966	SAMI 2003-AR1 [2]	\$116	0.00%	\$120	\$0	0.00%	\$0	\$120
2967	SAMI 2003-AR1 [3]	\$181	0.00%	\$186	\$0	0.00%	\$0	\$186
2968	SAMI 2003-AR1 [4]	\$49	0.00%	\$50	\$0	0.00%	\$0	\$50
2969	SAMI 2003-AR1 [5]	\$27	0.00%	\$28	\$0	0.00%	\$0	\$28
2970	SAMI 2004-AR6 [1]	\$714	0.00%	\$736	\$0	0.00%	\$0	\$736
2971	SAMI 2004-AR6 [2]	\$291	0.00%	\$300	\$0	0.00%	\$0	\$300
2972	SAMI 2004-AR6 [3]	\$142	0.00%	\$146	\$0	0.00%	\$0	\$146
2973	SAMI 2005-AR1 [1]	\$3,278	0.00%	\$3,382	\$0	0.00%	\$0	\$3,382
2974	SAMI 2005-AR1 [2]	\$1,295	0.00%	\$1,336	\$0	0.00%	\$0	\$1,336
2975	SARM 2004-4 [1AX]	\$24	0.00%	\$25	\$0	0.00%	\$0	\$25
2976	SARM 2004-4 [1PAX]	\$28	0.00%	\$29	\$0	0.00%	\$0	\$29
2977	SARM 2004-4 [2AX]	\$92	0.00%	\$95	\$0	0.00%	\$0	\$95
2978	SARM 2004-4 [2PAX]	\$47	0.00%	\$49	\$0	0.00%	\$0	\$49
2979	SARM 2004-4 [3AX]	\$275	0.00%	\$283	\$0	0.00%	\$0	\$283
2980	SARM 2004-4 [3PAX]	\$115	0.00%	\$119	\$0	0.00%	\$0	\$119
2981	SARM 2004-4 [4AX]	\$24	0.00%	\$24	\$0	0.00%	\$0	\$24
2982	SARM 2004-4 [4PAX]	\$20	0.00%	\$21	\$0	0.00%	\$0	\$21
2983	SARM 2004-4 [5AX]	\$14	0.00%	\$15	\$0	0.00%	\$0	\$15
2984	SARM 2004-4 [5PAX]	\$13	0.00%	\$14	\$0	0.00%	\$0	\$14
2985	SARM 2007-3 [1]	\$0	0.00%	\$0	\$32,808	0.01%	\$32,570	\$32,570
2986	SARM 2007-3 [2]	\$0	0.00%	\$0	\$8,616	0.00%	\$8,554	\$8,554
2987	SARM 2007-3 [3]	\$0	0.00%	\$0	\$9,775	0.00%	\$9,705	\$9,705
2988	SARM 2007-3 [4]	\$0	0.00%	\$0	\$13,207	0.00%	\$13,112	\$13,112
2989	SARM 2007-6 [11]	\$0	0.00%	\$0	\$3,129	0.00%	\$3,106	\$3,106
2990	SARM 2007-6 [12]	\$0	0.00%	\$0	\$7,649	0.00%	\$7,594	\$7,594
2991	SARM 2007-6 [2]	\$0	0.00%	\$0	\$5,707	0.00%	\$5,665	\$5,665
2992	SASC 1995-2A [1]	\$659	0.00%	\$680	\$0	0.00%	\$0	\$680
2993	SASC 1995-2A [2]	\$283	0.00%	\$292	\$0	0.00%	\$0	\$292
2994	SASC 2001-8A [FOUR]	\$241	0.00%	\$248	\$0	0.00%	\$0	\$248

	A	J	K	L	M	N	O	P
1	Name	GMACM Weighted Claim	GMACM Claim Share	GMACM Recovery	RFC Weighted Claim	RFC Claim Share	RFC Recovery	Total Recovery
2995	SASC 2001-8A [ONE]	\$462	0.00%	\$476	\$0	0.00%	\$0	\$476
2996	SASC 2001-8A [THREE]	\$44	0.00%	\$46	\$0	0.00%	\$0	\$46
2997	SASC 2001-8A [TWO]	\$55	0.00%	\$56	\$0	0.00%	\$0	\$56
2998	SASC 2001-9 [FIVED]	\$6	0.00%	\$6	\$6	0.00%	\$6	\$12
2999	SASC 2001-9 [FIVENR]	\$18	0.00%	\$18	\$18	0.00%	\$18	\$36
3000	SASC 2001-9 [FIVER]	\$0	0.00%	\$1	\$0	0.00%	\$0	\$1
3001	SASC 2001-9 [FOURD]	\$0	0.00%	\$0	\$0	0.00%	\$0	\$0
3002	SASC 2001-9 [FOURNR]	\$0	0.00%	\$0	\$0	0.00%	\$0	\$0
3003	SASC 2001-9 [FOURR]	\$0	0.00%	\$0	\$0	0.00%	\$0	\$0
3004	SASC 2001-9 [ONED]	\$0	0.00%	\$0	\$0	0.00%	\$0	\$0
3005	SASC 2001-9 [ONENR]	\$0	0.00%	\$0	\$0	0.00%	\$0	\$0
3006	SASC 2001-9 [ONER]	\$0	0.00%	\$0	\$0	0.00%	\$0	\$0
3007	SASC 2001-9 [SIXD]	\$0	0.00%	\$0	\$0	0.00%	\$0	\$0
3008	SASC 2001-9 [SIXNR]	\$0	0.00%	\$0	\$0	0.00%	\$0	\$0
3009	SASC 2001-9 [SIXR]	\$0	0.00%	\$0	\$0	0.00%	\$0	\$0
3010	SASC 2001-9 [THREE]	\$0	0.00%	\$0	\$0	0.00%	\$0	\$0
3011	SASC 2001-9 [TWO NR]	\$0	0.00%	\$0	\$0	0.00%	\$0	\$0
3012	SASC 2001-9 [TWO R]	\$0	0.00%	\$0	\$0	0.00%	\$0	\$0
3013	SASC 2002-12 [1]	\$259	0.00%	\$268	\$0	0.00%	\$0	\$268
3014	SASC 2002-12 [2]	\$6,044	0.00%	\$6,235	\$0	0.00%	\$0	\$6,235
3015	SASC 2002-12 [3]	\$526	0.00%	\$542	\$0	0.00%	\$0	\$542
3016	SASC 2002-12 [4]	\$5,218	0.00%	\$5,383	\$0	0.00%	\$0	\$5,383
3017	SASC 2002-4H [1]	\$14,327	0.01%	\$14,780	\$0	0.00%	\$0	\$14,780
3018	SASC 2002-4H [2]	\$139	0.00%	\$144	\$0	0.00%	\$0	\$144
3019	SASC 2005-RF1 [Total]	\$69,613	0.05%	\$71,814	\$822	0.00%	\$816	\$72,630
3020	SASC 2005-RF2 [Total]	\$64,572	0.05%	\$66,614	\$6,817	0.00%	\$6,767	\$73,381
3021	SASC 2005-RF4 [Total]	\$99,314	0.08%	\$102,454	\$7,184	0.00%	\$7,131	\$109,586
3022	SASC 2005-RF6 [Total]	\$49,041	0.04%	\$50,592	\$3,115	0.00%	\$3,093	\$53,684
3023	SASC 2005-S1 [1]	\$230	0.00%	\$238	\$230	0.00%	\$229	\$466
3024	SASC 2005-S1 [2]	\$892	0.00%	\$920	\$892	0.00%	\$885	\$1,805
3025	SASC 2005-S2 [Total]	\$2,494	0.00%	\$2,573	\$0	0.00%	\$0	\$2,573
3026	SASC 2005-S3 [Total]	\$7,414	0.01%	\$7,648	\$0	0.00%	\$0	\$7,648
3027	SASC 2005-S4 [Total]	\$3	0.00%	\$3	\$0	0.00%	\$0	\$3
3028	SASC 2005-S5 [Total]	\$1,359	0.00%	\$1,402	\$0	0.00%	\$0	\$1,402
3029	SASC 2005-S6 [Total]	\$15,605	0.01%	\$16,098	\$0	0.00%	\$0	\$16,098
3030	SASC 2005-S7 [Total]	\$465,403	0.36%	\$480,118	\$0	0.00%	\$0	\$480,118
3031	SASC 2006-BC2 [1A]	\$59,989	0.05%	\$61,886	\$0	0.00%	\$0	\$61,886
3032	SASC 2006-BC2 [1F]	\$27,064	0.02%	\$27,919	\$0	0.00%	\$0	\$27,919
3033	SASC 2006-BC2 [2A]	\$62,326	0.05%	\$64,296	\$0	0.00%	\$0	\$64,296
3034	SASC 2006-BC2 [2F]	\$28,248	0.02%	\$29,141	\$0	0.00%	\$0	\$29,141
3035	SASC 2006-S1 [Total]	\$218	0.00%	\$225	\$0	0.00%	\$0	\$225



	A	J	K	L	M	N	O	P
1	Name	GMACM Weighted Claim	GMACM Claim Share	GMACM Recovery	RFC Weighted Claim	RFC Claim Share	RFC Recovery	Total Recovery
3036	SASC 2007-TC1 [A]	\$2,910	0.00%	\$3,002	\$2,910	0.00%	\$2,889	\$5,891
3037	SASC 2007-TC1 [F]	\$1,667	0.00%	\$1,720	\$1,667	0.00%	\$1,655	\$3,374
3038	SASC 2008-RF1 [Total]	\$45,180	0.04%	\$46,608	\$0	0.00%	\$0	\$46,608
3039	SASCO 2002-9 [2FR]	\$25	0.00%	\$25	\$1	0.00%	\$1	\$27
3040	SASCO 2002-9 [2L]	\$4	0.00%	\$4	\$0	0.00%	\$0	\$4
3041	SASCO 2002-9 [A1-MI]	\$933	0.00%	\$963	\$44	0.00%	\$44	\$1,007
3042	SASCO 2002-9 [A1-NOMI]	\$877	0.00%	\$904	\$41	0.00%	\$41	\$945
3043	SASCO 2002-9 [B1-MI]	\$198	0.00%	\$204	\$9	0.00%	\$9	\$213
3044	SASCO 2002-9 [B1-NOMI]	\$770	0.00%	\$794	\$35	0.00%	\$35	\$829
3045	SASI 1993-6 [CIT1]	\$80	0.00%	\$82	\$29	0.00%	\$28	\$111
3046	SASI 1993-6 [CWF1]	\$110	0.00%	\$113	\$39	0.00%	\$39	\$152
3047	SASI 1993-6 [GEC1]	\$36	0.00%	\$37	\$13	0.00%	\$13	\$50
3048	SASI 1993-6 [ITT2]	\$79	0.00%	\$82	\$28	0.00%	\$28	\$110
3049	SASI 1993-6 [ITT3]	\$142	0.00%	\$146	\$51	0.00%	\$50	\$197
3050	SASI 1993-6 [ITT4]	\$71	0.00%	\$73	\$25	0.00%	\$25	\$98
3051	SASI 1993-6 [ITT5]	\$38	0.00%	\$39	\$14	0.00%	\$13	\$52
3052	SASI 1993-6 [SASC3]	\$549	0.00%	\$567	\$197	0.00%	\$195	\$762
3053	SEMT 2004-10 [1]	\$4,887	0.00%	\$5,042	\$1,518	0.00%	\$1,507	\$6,549
3054	SEMT 2004-10 [2]	\$3,649	0.00%	\$3,764	\$1,122	0.00%	\$1,114	\$4,878
3055	SEMT 2004-11 [1]	\$3,644	0.00%	\$3,759	\$846	0.00%	\$840	\$4,599
3056	SEMT 2004-11 [2]	\$707	0.00%	\$730	\$163	0.00%	\$162	\$891
3057	SEMT 2004-11 [3]	\$1,166	0.00%	\$1,203	\$247	0.00%	\$245	\$1,448
3058	SEMT 2004-12 [1]	\$7,420	0.01%	\$7,655	\$1,784	0.00%	\$1,771	\$9,426
3059	SEMT 2004-12 [2]	\$3,276	0.00%	\$3,379	\$725	0.00%	\$720	\$4,099
3060	SEMT 2004-12 [3]	\$2,047	0.00%	\$2,112	\$330	0.00%	\$328	\$2,440
3061	SEMT 2004-3 [1]	\$858	0.00%	\$885	\$0	0.00%	\$0	\$885
3062	SEMT 2004-3 [2]	\$8,038	0.01%	\$8,292	\$0	0.00%	\$0	\$8,292
3063	SEMT 2004-4 [Total]	\$5,295	0.00%	\$5,463	\$1,530	0.00%	\$1,519	\$6,982
3064	SEMT 2004-5 [1]	\$6,160	0.00%	\$6,354	\$1,861	0.00%	\$1,848	\$8,202
3065	SEMT 2004-5 [2A]	\$2,138	0.00%	\$2,205	\$655	0.00%	\$651	\$2,856
3066	SEMT 2004-5 [2B]	\$1,069	0.00%	\$1,103	\$319	0.00%	\$317	\$1,419
3067	SEMT 2004-6 [1]	\$6,395	0.00%	\$6,597	\$2,041	0.00%	\$2,026	\$8,623
3068	SEMT 2004-6 [2A]	\$1,937	0.00%	\$1,998	\$618	0.00%	\$614	\$2,612
3069	SEMT 2004-6 [2B]	\$648	0.00%	\$669	\$207	0.00%	\$205	\$874
3070	SEMT 2004-6 [3]	\$1,543	0.00%	\$1,591	\$492	0.00%	\$488	\$2,080
3071	SEMT 2004-7 [1]	\$5,638	0.00%	\$5,817	\$1,780	0.00%	\$1,767	\$7,583
3072	SEMT 2004-7 [2]	\$4,512	0.00%	\$4,654	\$1,431	0.00%	\$1,420	\$6,075
3073	SEMT 2004-7 [3]	\$2,650	0.00%	\$2,733	\$835	0.00%	\$829	\$3,563
3074	SEMT 2004-8 [1A]	\$3,864	0.00%	\$3,986	\$1,132	0.00%	\$1,124	\$5,110
3075	SEMT 2004-8 [1B]	\$2,628	0.00%	\$2,711	\$749	0.00%	\$743	\$3,454
3076	SEMT 2004-8 [2]	\$6,273	0.00%	\$6,471	\$1,783	0.00%	\$1,770	\$8,241

	A	J	K	L	M	N	O	P
1	Name	GMACM Weighted Claim	GMACM Claim Share	GMACM Recovery	RFC Weighted Claim	RFC Claim Share	RFC Recovery	Total Recovery
3077	SEMT 2004-9 [1]	\$10,735	0.01%	\$11,075	\$3,102	0.00%	\$3,080	\$14,155
3078	SEMT 2004-9 [2]	\$6,163	0.00%	\$6,358	\$1,755	0.00%	\$1,742	\$8,100
3079	SEMT 2005-1 [1]	\$9,021	0.01%	\$9,306	\$2,320	0.00%	\$2,303	\$11,609
3080	SEMT 2005-1 [2]	\$3,694	0.00%	\$3,811	\$992	0.00%	\$985	\$4,796
3081	SEMT 2005-2 [1]	\$819	0.00%	\$845	\$3,899	0.00%	\$3,871	\$4,716
3082	SEMT 2005-2 [2]	\$513	0.00%	\$529	\$2,058	0.00%	\$2,043	\$2,572
3083	SEMT 2005-3 [Total]	\$10,973	0.01%	\$11,319	\$5,502	0.00%	\$5,463	\$16,782
3084	SEMT 2005-4 [1]	\$2,218	0.00%	\$2,288	\$0	0.00%	\$0	\$2,288
3085	SEMT 2005-4 [2]	\$3,543	0.00%	\$3,655	\$0	0.00%	\$0	\$3,655
3086	SEMT 2007-1 [1]	\$3,647	0.00%	\$3,762	\$604	0.00%	\$600	\$4,362
3087	SEMT 2007-1 [2]	\$35,699	0.03%	\$36,828	\$6,636	0.00%	\$6,587	\$43,416
3088	SEMT 2007-1 [3]	\$4,665	0.00%	\$4,813	\$794	0.00%	\$788	\$5,601
3089	SEMT 2007-1 [4]	\$7,569	0.01%	\$7,809	\$1,246	0.00%	\$1,237	\$9,046
3090	SEMT 2007-1 [5]	\$11,047	0.01%	\$11,396	\$1,642	0.00%	\$1,631	\$13,027
3091	SEMT 2007-2 [1]	\$27,195	0.02%	\$28,055	\$7,143	0.00%	\$7,091	\$35,146
3092	SEMT 2007-2 [2A]	\$21,317	0.02%	\$21,991	\$6,266	0.00%	\$6,221	\$28,212
3093	SEMT 2007-2 [2B]	\$10,983	0.01%	\$11,330	\$3,087	0.00%	\$3,064	\$14,395
3094	SEMT 2007-3 [1]	\$26,605	0.02%	\$27,447	\$4,886	0.00%	\$4,850	\$32,297
3095	SEMT 2007-3 [2A]	\$17,673	0.01%	\$18,231	\$4,490	0.00%	\$4,458	\$22,689
3096	SEMT 2007-3 [2B]	\$9,738	0.01%	\$10,046	\$2,420	0.00%	\$2,403	\$12,449
3097	SEMT 2007-3 [2C]	\$6,480	0.01%	\$6,685	\$1,414	0.00%	\$1,403	\$8,088
3098	SEMT 2007-4 [1]	\$8,838	0.01%	\$9,117	\$744	0.00%	\$739	\$9,856
3099	SEMT 2007-4 [2]	\$849	0.00%	\$876	\$108	0.00%	\$107	\$983
3100	SEMT 2007-4 [3]	\$13,096	0.01%	\$13,510	\$2,003	0.00%	\$1,988	\$15,498
3101	SEMT 2007-4 [4]	\$5,533	0.00%	\$5,708	\$656	0.00%	\$651	\$6,360
3102	SEMT 2007-4 [5]	\$3,361	0.00%	\$3,468	\$425	0.00%	\$422	\$3,890
3103	SMART 1993-3A [1]	\$0	0.00%	\$0	\$0	0.00%	\$0	\$1
3104	SMART 1993-3A [2]	\$0	0.00%	\$0	\$0	0.00%	\$0	\$0
3105	SMART 1993-3A [3]	\$3	0.00%	\$4	\$3	0.00%	\$3	\$7
3106	SMART 1993-6A [A]	\$0	0.00%	\$0	\$0	0.00%	\$0	\$1
3107	SMART 1993-6A [B]	\$6	0.00%	\$6	\$6	0.00%	\$6	\$11
3108	SMSC 1992-2 [Total]	\$34	0.00%	\$35	\$0	0.00%	\$0	\$35
3109	SMSC 1992-3 [Total]	\$190	0.00%	\$196	\$190	0.00%	\$188	\$384
3110	SMSC 1992-4 [Total]	\$522	0.00%	\$538	\$522	0.00%	\$518	\$1,056
3111	SMSC 1992-6 [Total]	\$157	0.00%	\$162	\$157	0.00%	\$156	\$318
3112	SMSC 1994-2 [Total]	\$90	0.00%	\$92	\$90	0.00%	\$89	\$181
3113	Southwest Savings 1988-1 [T	\$1	0.00%	\$1	\$1	0.00%	\$1	\$3
3114	STAC 2007-1 [Total]	\$0	0.00%	\$0	\$0	0.00%	\$0	\$0
3115	SVHE 2003-2 [1]	\$5,317	0.00%	\$5,485	\$0	0.00%	\$0	\$5,485
3116	SVHE 2003-2 [2]	\$2,755	0.00%	\$2,842	\$0	0.00%	\$0	\$2,842
3117	SVHE 2005-A [Total]	\$7,273	0.01%	\$7,503	\$0	0.00%	\$0	\$7,503

	A	J	K	L	M	N	O	P
1	Name	GMACM Weighted Claim	GMACM Claim Share	GMACM Recovery	RFC Weighted Claim	RFC Claim Share	RFC Recovery	Total Recovery
3118	SVHE 2005-B [Total]	\$11,555	0.01%	\$11,920	\$0	0.00%	\$0	\$11,920
3119	SVHE 2007-1 [1A]	\$61	0.00%	\$63	\$20	0.00%	\$19	\$82
3120	SVHE 2007-1 [1F]	\$28	0.00%	\$29	\$9	0.00%	\$9	\$38
3121	SVHE 2007-1 [2A]	\$51	0.00%	\$53	\$16	0.00%	\$16	\$69
3122	SVHE 2007-1 [2F]	\$58	0.00%	\$59	\$18	0.00%	\$18	\$78
3123	TMTS 2005-11 [1A]	\$278,973	0.22%	\$287,794	\$100,560	0.02%	\$99,831	\$387,625
3124	TMTS 2005-11 [1B]	\$30,779	0.02%	\$31,752	\$11,099	0.00%	\$11,019	\$42,771
3125	TMTS 2005-11 [2A]	\$118,913	0.09%	\$122,673	\$43,322	0.01%	\$43,008	\$165,681
3126	TMTS 2005-11 [2B]	\$29,539	0.02%	\$30,473	\$10,753	0.00%	\$10,676	\$41,148
3127	TMTS 2005-13SL [1]	\$884	0.00%	\$912	\$0	0.00%	\$0	\$912
3128	TMTS 2005-13SL [2]	\$20,136	0.02%	\$20,773	\$6,397	0.00%	\$6,350	\$27,123
3129	TMTS 2005-9HGS [1]	\$6,828	0.01%	\$7,044	\$0	0.00%	\$0	\$7,044
3130	TMTS 2005-9HGS [2]	\$1,213	0.00%	\$1,251	\$0	0.00%	\$0	\$1,251
3131	TMTS 2006-2HGS [F]	\$15,864	0.01%	\$16,365	\$0	0.00%	\$0	\$16,365
3132	TMTS 2006-2HGS [H]	\$1,748	0.00%	\$1,803	\$0	0.00%	\$0	\$1,803
3133	TMTS 2006-4SL [F]	\$3,742	0.00%	\$3,860	\$0	0.00%	\$0	\$3,860
3134	TMTS 2006-4SL [H]	\$531	0.00%	\$548	\$0	0.00%	\$0	\$548
3135	TMTS 2006-6 [1F]	\$4,201	0.00%	\$4,333	\$0	0.00%	\$0	\$4,333
3136	TMTS 2006-6 [1H]	\$657	0.00%	\$678	\$0	0.00%	\$0	\$678
3137	TMTS 2006-6 [2F]	\$529	0.00%	\$546	\$0	0.00%	\$0	\$546
3138	TMTS 2006-6 [2H]	\$10	0.00%	\$11	\$0	0.00%	\$0	\$11
3139	TMTS 2006-HF1 [F]	\$3,952	0.00%	\$4,077	\$0	0.00%	\$0	\$4,077
3140	TMTS 2006-HF1 [H]	\$662	0.00%	\$683	\$0	0.00%	\$0	\$683
3141	TRUMN 2004-1 [1]	\$5,983	0.00%	\$6,172	\$0	0.00%	\$0	\$6,172
3142	TRUMN 2004-1 [2]	\$304	0.00%	\$314	\$0	0.00%	\$0	\$314
3143	TRUMN 2005-1 [1]	\$5,099	0.00%	\$5,261	\$0	0.00%	\$0	\$5,261
3144	TRUMN 2005-1 [2]	\$223	0.00%	\$230	\$0	0.00%	\$0	\$230
3145	TRUMN 2006-1 [1A]	\$2,045	0.00%	\$2,110	\$0	0.00%	\$0	\$2,110
3146	TRUMN 2006-1 [1F]	\$2,646	0.00%	\$2,730	\$0	0.00%	\$0	\$2,730
3147	TRUMN 2006-1 [2]	\$213	0.00%	\$220	\$0	0.00%	\$0	\$220
3148	<b>TOTAL</b>	<b>\$128,025,421</b>	<b>100.00%</b>	<b>\$132,073,319</b>	<b>\$530,505,888</b>	<b>100.00%</b>	<b>\$526,661,143</b>	<b>\$658,734,462</b>

**Exhibit 13**

**EXHIBIT 13**

**Calculation of Recoveries to the RMBS Trusts**

**Calculation of Distributable Pools**

Pursuant to the Disclosure Statement, the estimated distributable value to holders of the beneficial interests in the Liquidating Trust is approximately \$2.462 billion. Disclosure Statement at p. 43. This value will be issued by the Liquidating Trust in the form of 100 million liquidating trust Units. Disclosure Statement at p. 43. Thus, the estimated value of each Unit, on a nominal basis, is \$24.62. Disclosure Statement at p. 43.

The RMBS Trusts are estimated to be allocated a total of 2,564,600 Units from GMACM and 25,812,769 Units from RFC. Exhibit 4 to Disclosure Statement. These Units result in a total distributable pool of \$132,073,319 from GMACM and \$526,661,143 from RFC. **Table 1** presents the calculation of these two distributable pools.

**Table 1: Calculation of Distributable Pools Available to the RMBS Trusts**

	<b>Implied Value of Units</b>			<b>Source</b>
(1)	Total Distributable Value	\$2,462,000,000		DS p. 43
(2)	Total Units	100,000,000		DS p. 43
(3)	Implied Value of each Unit (1) ÷ (2)	\$24.62		DS p. 43
	<b>Units Allocated to RMBS Trust Claims</b>	<b>GMACM</b>	<b>RFC</b>	
(4)	Initial Units to RMBS Claims Trust	2,564,600	25,812,769	Exh 4 to DS
	<b>RMBS Trust Allocation Protocol</b>	<b>GMACM</b>	<b>RFC</b>	
(4)	Initial Units to RMBS Claims Trust	2,564,600	25,812,769	
(5)	Less Allowed Fee Claim (5.7%)	146,182	1,471,328	Plan IV.C.2(a)
(6)	Remaining Units for RMBS Trust Claims (4) - (5)	2,418,418	24,341,441	
	<b>Reallocation of Units Pursuant to Plan</b>	<b>GMACM</b>	<b>RFC</b>	
(6)	Remaining Units Allocated to RMBS Trust Claims	2,418,418	24,341,441	
(7)	Number of Units Reallocated	2,949,494	-2,949,494	Plan IV.C.3(b)
(8)	Units After Reallocation (6) + (7)	5,367,912	21,391,947	
	<b>Implied Value of Each Distributable Pool</b>	<b>GMACM</b>	<b>RFC</b>	
(8)	Units After Reallocation	5,367,912	21,391,947	
(3)	Implied Value of each Unit	\$24.62	\$24.62	
(9)	Implied Value of each Pool (8) × (3)	\$132,073,319	\$526,661,143	

**Calculation of Each Trust’s Weighted Claims**

The Weighted Claim for each Trust comprises the weighted sum of each Trust’s Recognized Claims, if any, from each of Schedules 1G – 4R presented in the Plan. **Table 2** presents the weights applied to each Trust’s Recognized Claim.

**Table 2: Weights Applied to Each Recognized Claim**

Schedule	Description	Weight	Source
1G	GMACM Cure Claim	100%	Plan IV.C.3(c)
1R	RFC Cure Claim	100%	Plan IV.C.3(d)
2G	GMACM Recognized Original R+W Claim	16.70%	Plan IV.C.3(c)
2R	RFC Recognized Original R+W Claim	5.34%	Plan IV.C.3(d)
3G	GMACM Recognized Additional R+W Claim	16.70%	Plan IV.C.3(c)
3R	RFC Recognized Additional R+W Claim	5.34%	Plan IV.C.3(d)
4G	GMACM Recognized Servicing Claim	16.70%	Plan IV.C.3(c)
4R	RFC Recognized Servicing Claim	5.34%	Plan IV.C.3(d)

The Weights for the Cure Claims are set to be 100%. The Weights for the Unsecured Claims are calculated by, first, subtracting the cure claims from each of the two Distributable Pools, resulting in a distributable pool for the unsecured claims (“Unsecured Distributable Pool”). Next, the ratio of the Unsecured Distributable Pool to the Total of the Unsecured Recognized Claims (for GMACM this is the sum of Recognized Claims in Schedules 2G, 3G, and 4G; for RFC, it is the sum of Recognized Claims in Schedules 2R, 3R, and 4R), gives the Weights shown in Table 2.

Each Trust’s Weighted Claim is calculated with the following formulas:

$$\text{GMACM Weighted Claim} = (100\% \times 1\text{G Claim}) + (16.70\% \times (2\text{G Claim} + 3\text{G Claim} + 4\text{G Claim}))$$

$$\text{RFC Weighted Claim} = (100\% \times 1\text{R Claim}) + (5.34\% \times (2\text{R Claim} + 3\text{R Claim} + 4\text{R Claim}))$$

In other words, the GMACM Weighted Claim is the sum of 100% of the Cure Claim in Schedule 1G and 16.70% of the Unsecured Claims in Schedules 2G, 3G, and 4G. Similarly, the RFC Weighted Claim is the sum of 100% of the Cure Claim in Schedule 1R and 5.34% of the Unsecured Claims in Schedules 2R, 3R, and 4R.

**Table 3** provides some representative illustrations of the calculations of the Weighted Claims for five Trusts.

**Table 3: Representative Illustration of Weighted Claim Calculations**

Schedule	(1) SAIL 2006-3	(2) SASC 2002-9	(3) TMTS 2005- 11	(4) TMTS 2006- 6	(5) GMACM 2004-HE5
1G	\$34,600	\$2,459	\$0	\$0	\$0
1R	\$0	\$132	\$2,667	\$0	\$0
2G	\$0	\$0	\$0	\$0	\$3,562,901
2R	\$0	\$0	\$0	\$0	\$0
3G	\$0	\$0	\$2,579,096	\$2,810,903	\$0
3R	\$0	\$0	\$2,579,096	\$2,810,903	\$0
4G	\$0	\$0	\$0	\$12,516	\$9,985
4R	\$0	\$0	\$0	\$0	\$0
GMACM Wtd. Claim	\$34,600	\$2,459	\$430,709	\$471,511	\$596,672
RFC Weighted Claim	\$0	\$132	\$140,391	\$150,102	\$0

**Calculation of Each Trust’s Recovery Amount**

Each Trust’s Total Recovery is the sum of each Trust’s GMACM Recovery and its RFC Recovery, if any. Plan IV.C.3(c) and (d).

All distributions from the RMBS Claims Trust from the GMACM Pool to RMBS Trusts with Recognized Claims against GMACM will be based on the percentage that such RMBS Trust’s GMACM Weighted Claim has to the total of all of the GMACM Weighted Claims, and all distributions from the RMBS Claims Trust from the RFC Pool to RMBS Trusts with Recognized Claims against RFC will be based on the percentage that such RMBS Trust’s RFC Weighted Claim has to the total of all of the RFC Weighted Claims (in each case, the “Weighted Claim Share”). Plan IV.C.3(c) and (d).

The GMACM Weighted Claim Share is equal to each Trust’s GMACM Weighted Claim divided by the total of all Trusts’ GMACM Weighted Claims (estimated to be \$128,025,421). Similarly, the RFC Weighted Claim Share is equal to each Trust’s RFC Weighted Claim divided by the total of all Trusts’ RFC Weighted Claims (estimated to be \$530,505,888).

**Table 4** illustrates the calculation of Total Recoveries for each of the five Trusts in Table 3.

**Table 4: Representative Illustration of Recovery Calculations**

	(1)	(2)	(3)	(4)	(5)
Schedule	SAIL 2006-3	SASC 2002-9	TMTS 2005-11	TMTS 2006-6	GMACM 2004-HE5
<b>GMACM Recovery</b>					
(1) Weighted Claim	\$34,600	\$2,459	\$430,709	\$471,511	\$596,672
(2) Total Wtd. Claims	\$128,025,421	\$128,025,421	\$128,025,421	\$128,025,421	\$128,025,421
(3) Claim Shr. (1)÷(2)	0.03%	0.00%	0.34%	0.37%	0.47%
(4) Pool Size	\$132,073,319	\$132,073,319	\$132,073,319	\$132,073,319	\$132,073,319
(5) Recovery (3)×(4)	\$35,694	\$2,537	\$444,327	\$486,419	\$615,538
<b>RFC Recovery</b>					
(6) Weighted Claim	\$0	\$132	\$140,391	\$150,102	\$0
(7) Total Wtd. Claims	\$530,505,888	\$530,505,889	\$530,505,890	\$530,505,891	\$530,505,892
(8) Claim Shr. (1)÷(2)	0.00%	0.00%	0.03%	0.03%	0.00%
(9) Pool Size	\$526,661,143	\$526,661,144	\$526,661,145	\$526,661,146	\$526,661,147
(10) Recovery (3)×(4)	\$0	\$131	\$139,374	\$149,014	\$0
(11) <b>Total Recovery (5)+(10)</b>	<b>\$35,694</b>	<b>\$2,668</b>	<b>\$583,701</b>	<b>\$635,433</b>	<b>\$615,538</b>