

Ke: 23-10831 MFW

Notice of Response to Objection

Addressed to the:

- (i) Office of the Clerk of the United States Bankruptcy Court for the District of Delaware, 824 North Market Street, 3rd Floor, Wilmington, DE 19801;
- (ii) counsel for the Post-Effective Date Debtors: (a) Brown Rudnick LLP, One Financial Center, Boston, MA 02111 (Attn: Sharon I. Dwoskin (sdwoskin@brownrudnick.com); and (b) Morris James LLP, 500 Delaware Avenue, Suite 1500, Wilmington, DE 19801 (Attn: Eric J. Monzo (emonzo@morrisjames.com) and Brya M. Keilson (bkeilson@morrisjames.com); and
- (iii) counsel for the Claims Ombudsman: (a) Halperin Battaglia & Benzija LLP, 40 Wall Street, New York, NY 10005 (Attn: Walter Benzija (wbenzija@halperinlaw.net) and Keara Waldron (kwaldron@halperinlaw.net)), and (iv) (b) Bielli Klauder, LLC, 1204 N. King Street, Wilmington, DE 19801 (Attn: David M. Klauder (dklauder@bk-legal.com)).

Re: Case 23-10831-MFW Doc 1366 Filed 10/14/24 in relation to Debtor NU RIDE INC et al as recognized debtors for Chapter 11.

We are writing to object to the notice received for Case 23-10831-MFW whereby Nu Ride Inc and its affiliates are seeking to disallow the claim filled on account of equity interest are therefore looking to be granted relief. **We object to this.**

We have incurred significant damages as an equity holder through our investments in DPHC/RIDE. We are including excerpts of our brokerage statements which show proof of purchase (twice), conversion from DPHC to RIDE, reverse stock split and eventual sale which resulted in damages of \$4,136.07 USD.

We have submitted a valid claim as an equity holder to "Lordstown Ohio Securities Litigation Settlement" (claim number 224 and 1532).

We have also submitted a valid claim in the Chapter 11 case form 410 (submitted September 25, 2023).

We are refuting the objection filed by the debtor. We have incurred significant damages of \$4,133.16 USD due to gross mismanagement of the company by the debtor. Furthermore, we believe debtor knows about our status as a valid claimant and therefore should be disallowed to move towards objecting the validity of our claim. The debtor has copies of all our brokerage statement which clearly show all transaction history including purchase, conversion, reverse split and eventual sale at a significant loss leading to damages. Paragraph 23 of the document received stated that the equity claims on schedule 1 (of which I am on page 24), "*assert claims based solely on ownership of an equity interest and do not assert any claims for damages based on purchase or sale of such equity security*". This paragraph does not apply to us and therefore we are refuting this as a valid reason to allow an objection to our claim as it is **grossly incorrect**. We are asserting a





231083124111500000000005

claim of damages based **on purchase of the shares** (total purchase price \$4136.07¹ **and sale** (total sale price of \$2.91² on November 16, 2023; therefore we experienced total damages of \$4,133.16 USD.

Thank you for considering our response to the objection.

Sincerely,

Samhita Gera  NOV 6, 2024
Denish Bhavsar  11/06/24
23 Orleans Circle, Woodbridge, ON, L4H0V4, Canada
4166175059
gerasamhita@gmail.com

¹ Two separate occasions being 55 shares at 17.96 on September 10, 2020 of DPHC and 110 shares at 28.39 on November 25, 2020. Excerpts of brokerage statements included.

² Sale on November 16 2023 of 11 shares at 1.17. Note DPHC converted to RIDE on November 25, 2020 and then incurred a reverse split 1 for 15 on May 24, 2203. Excerpts of brokerage statements included.

Excerpt of Investment Statements

Summary**Purchase of DPHC 09/08/2020**Direct
Investing**Order Execution Only
Cdn. Dollar Statement****SEPT 30
2020**

Page 1 of 4

Your Account Number: 683-52178-1-8

Date of Last Statement: AUG. 31, 2020

>MRS SAMHITA GERA
MR DENISH BHAVSAR
23 ORLEANS CIRCLE
WOODBRIIDGE ON L4H 0V4Direct
Investing**Order Execution Only
U.S. Dollar Statement****SEPT 30
2020**

Your Account Number: 683-52178-1-8 4 of 7

Account Activity

DATE	ACTIVITY	DESCRIPTION	QUANTITY	PRICE /RATE	DEBIT	CREDIT
SEPT 03	BOUGHT	NUANCE COMMUNICATIONS INC UNSOLICITED DA	19	30.688	593.02	
SEPT 03	BOUGHT	RACKSPACE TECHNOLOGY INC COMMON STOCK UNSOLICITED DA	30	22.30	678.95	
SEPT 04	SOLD	FLYING EAGLE ACQUISITION CORP CLASS A COMMON STOCK UNSOLICITED CA	160-	13.022		2,073.55
SEPT 04	BOUGHT	TORTOISE ACQUISITION CORP CLASS A COMMON STOCK UNSOLICITED DA	38	54.50	2,080.95	
SEPT 08	DEPOSIT	FOREIGN EXCHANGE FROM C\$ 5,000 @ 1.336				3,742.51
SEPT 10	BOUGHT	DIAMONDPEAK HOLDINGS CORP CLASS A COMMON STOCK UNSOLICITED DA	55	17.96	997.75	

Conversion of DPHC to RIDE 10/26/2020Direct
Investing**Order Execution Only
Cdn. Dollar Statement****OCT. 30
2020**

Page 1 of 4

Your Account Number: 683-52178-1-8

Date of Last Statement: SEPT 30, 2020

>MRS SAMHITA GERA
MR DENISH BHAVSAR
23 ORLEANS CIRCLE
WOODBIDGE ON L4H 0V4

OCT. 26 MGR DIAMONDPEAK HOLDINGS CORP 55-
CLASS A COMMON STOCK
TO LORDSTOWN MOTORS CORP CL A
1 FOR 1

- CONTINUED ON NEXT PAGE -

4220 (11/2019) 178-P7

Direct
Investing**Order Execution Only
U.S. Dollar Statement****OCT. 30
2020**

Your Account Number: 683-52178-1-8 5 of 6

Account Activity

DATE	ACTIVITY	DESCRIPTION	QUANTITY	PRICE RATE	DEBIT	CREDIT
OCT. 26	MGR	LORDSTOWN MOTORS CORP CLASS A COMMON STOCK SHRS RECEIVED THRU MERGER	55			

Purchase RIDE 11/25/2020Direct
Investing**Order Execution Only
Cdn. Dollar Statement****NOV. 30
2020**

Page 1 of

Your Account Number: 683-52178-1-8

Date of Last Statement: OCT. 30, 2020

>MRS SAMHITA GERA
MR DENISH BHAVSAR
23 ORLEANS CIRCLE
WOODBIDGE ON L4H 0V4

NOV. 25 BOUGHT	LORDSTOWN MOTORS CORP	110	28.439	3,138.32
	CLASS A COMMON STOCK			
	UNSOLICITED			
	DA			

Reverse Split 05/24/2023Direct
Investing**Order Execution Only
Cdn. Dollar Statement****MAY 31
2023**

Page 1 of 5

Your Account Number: 683-52178-1-8

Date of Last Statement: APR. 28, 2023

>MRS SAMHITA GERA
MR DENISH BHAVSAR
23 ORLEANS CIRCLE
WOODBRIIDGE ON L4H 0V4

NON-RES TAX WITHHELD

MAY 24 EXCHANGE	LORDSTOWN MOTORS CORP	165-
	CLASS A COMMON STOCK	
	REV SPLIT TO LORDSTOWN MTRS	
	CORP; 1 FOR 15	
MAY 24 EXCHANGE	LORDSTOWN MTRS CORP	11
	CL A NEW	
	RESULT OF REVERSE SPLIT	

Sold on 11/216/2023Direct
Investing**Order Execution Only
Cdn. Dollar Statement****NOV. 30
2023**

Page 1 of 4

Your Account Number: 683-52178-1-8

Date of Last Statement: OCT. 31, 2023

>MRS SAMHITA GERA
MR DENISH BHAVSAR
23 ORLEANS CIRCLE
WOODBRIIDGE ON L4H 0V4

NOV. 16 SOLD	LORDSTOWN MTRS CORP	11-	1.17	2.91
	CL A NEW			
	UNSOLICITED			
	CA			

Direct
Investing

Purchase 1

**Order Execution Only
U.S. Dollar Statement****SEPT 30
2020**

Page 1 of 7

>MRS SAMHITA GERA
MR DENISH BHAVSAR
23 ORLEANS CIRCLE
WOODBRIIDGE ON L4H 0V4

Your Account Number: **683-52178-1-8**

Date of Last Statement: AUG. 31, 2020

RBC Direct Investing Inc.**Local Calls:**

416-313-8613

Toll Free Calls:

1-877-722-2372

1-877-722-2372

Postal Address:

200 Bay Street

P.O. Box 75

Toronto, ON

M5J 2Z5

Asset Summary

	MARKET VALUE AT SEPT 30	%
Cash	\$110.48	0.09 %
Fixed Income	\$0.00	0.00 %
Preferred Shares	\$0.00	0.00 %
Common Shares	\$114,934.21	93.37 %
Mutual Funds	\$0.00	0.00 %
Foreign Securities	\$0.00	0.00 %
Other	\$8,055.94	6.54 %
Total on SEPT 30	\$123,100.63	100.00 %
Total on AUG. 31	\$120,536.54	

Income Summary

	THIS MONTH	YEAR-TO-DATE
Dividends	\$120.89	\$458.88
Interest	\$0.00	\$0.00
Total Income	\$120.89	\$458.88

Cash Balance

ACCOUNT TYPE	OPENING BALANCE AT AUG. 31	CLOSING BALANCE AT SEPT 30
Cash	\$1,260.40	\$110.48

For Your Information

Switch to online documents and receive your statements quickly and securely. To get your documents for your RBC Direct Investing accounts issued electronically, simply go to "View and Manage Documents" under My Portfolio and select "All Electronic" under the "Manage Documents" tab

Regulated by
Investment Industry Regulatory
Organization of Canada

- CONTINUED ON NEXT PAGE -

0011831 -DIC31

Member-Canadian Investor Protection Fund

Direct
Investing
**Order Execution Only
U.S. Dollar Statement**
**SEPT 30
2020**

Your Account Number: 683-52178-1-8 2 of 7

Asset Review

	SECURITY SYMBOL	QUANTITY/ SEGREGATED	MKT. PRICE	BOOK COST	MARKET VALUE
Common Shares					
BMO S&P 500 INDEX ETF	ZSP.U	140	37.030	3,095.65	\$5,184.20
USD UNIT		140			
DELTA AIR LINES INC DEL	DAL	96	30.580	2,521.30	\$2,935.68
COM		96			
DIAMONDPEAK HOLDINGS CORP	DPHC	55	25.750	997.75	\$1,416.25
CLASS A COMMON STOCK		55			
WALT DISNEY CO	DIS	36	124.080	4,209.76	\$4,466.88
		36			
EXPEDIA GROUP INC	EXPE	40	91.690	3,126.47	\$3,667.60
COMMON STOCK		40			
FIRST TRUST ETF	FDN	90	188.330	11,795.06	\$16,949.70
DOW JONES INTERNET INDEX FUND		90			
GORES METROPOULOS INC	GMHI	89	11.420	1,075.27	\$1,016.38
CLASS A COMMON STOCK		89			
ISHARES CORE S&P 500 ETF	IVV	60	336.060	10,047.34	\$20,163.60
		60			
ISHARES MSCI PACIFIC EX JAPAN	EPP	60	40.580	3,093.94	\$2,434.80
ETF		60			
ISHARES S&P GLOBAL CLEAN	ICLN	150	18.490	2,361.50	\$2,773.50
ENERGY INDEX FUND		150			
IOVANCE BIOTHERAPEUTICS INC	IOVA	22	32.920	638.04	\$724.24
COMMON STOCK		22			
LIVONGO HEALTH INC	LVGO	30	140.050	2,115.34	\$4,201.50
COMMON STOCK		30			
MODERNA INC	MRNA	200	70.750	6,492.76	\$14,150.00
COMMON STOCK		200			
MICROSOFT CORP	MSFT	25	210.330	3,533.94	\$5,258.25
		25			
NUANCE COMMUNICATIONS INC	NUAN	19	33.190	593.02	\$630.61
		19			
PLUG POWER INC	PLUG	75	13.410	999.19	\$1,005.75
		75			
OPES ACQUISITION CORP	OPES	130	12.270	2,218.65	\$1,595.10
COMMON STOCK		130			
PING IDENTITY HOLDING CORP	PING	50	31.210	1,859.44	\$1,560.50
COMMON STOCK PAR VALUE \$0.001		50			
PER SHARE					
PERSHING SQUARE TONTINE	PSTH	200	22.690	4,351.95	\$4,538.00
HOLDINGS LTD CLASS A COMMON		200			
STOCK					
RESTAURANT BRANDS	QSR	95	57.510	4,313.85	\$5,463.45
INTERNATIONAL INC COM		95			

- CONTINUED ON NEXT PAGE -

Direct
Investing
**Order Execution Only
U.S. Dollar Statement**
**SEPT 30
2020**

Your Account Number: 683-52178-1-8

3 of 7

Asset Review

	SECURITY SYMBOL	QUANTITY/ SEGREGATED	MKT. PRICE	BOOK COST	MARKET VALUE
RACKSPACE TECHNOLOGY INC COMMON STOCK	RXT	30	19.290	678.95	\$578.70
SPARTAN ENERGY ACQUISITION CORP CLASS A COMMON STOCK	SPAQ	45	14.420	684.04	\$648.90
TORTOISE ACQUISITION CORP CLASS A COMMON STOCK	SHLL	38	49.830	2,080.95	\$1,893.54
TRINE ACQUISITION CORP CLASS A COMMON STOCK	TRNE	85	10.800	992.54	\$918.00
UNITED STATES OIL FUND LP SHARES OF UNITED STATES OIL FUND LP	USO	87	28.290	3,299.72	\$2,461.23
VANGUARD SECTOR INDEX FDS VANGUARD FINANCIALS ETF	VFH	50	58.500	3,841.40	\$2,925.00
VELOCITY LIDAR INC COMMON STOCK	VLDR	185	18.690	3,871.95	\$3,457.65
ZYNGA INC CLASS A	ZNGA	210	9.120	2,031.85	\$1,915.20
Total Value of Common Shares				86,921.62	\$114,934.21

Other

ANHEUSER-BUSCH INBEV SA SPONSORED ADR	BUD	45	53.880	2,336.89	\$2,424.60
HDFC BK LTD ADR REPSTG 3 SHS	HDB	100	49.960	3,650.45	\$4,996.00
WTS PERSHING SQUARE TONTINE HOLDINGS LTD WTS EXCRSBL FOR EXP 07/24/2025	PSTHWS	22	7.170	133.78 ²	\$157.74
360 DIGITECH INC AMERICAN DEPOSITARY SHARES	QFIN	40	11.940	524.95	\$477.60
Total Value of Other				6,646.07	\$8,055.94

Total Value of All Securities

93,567.69

\$122,990.15

Account Activity

DATE	ACTIVITY	DESCRIPTION	QUANTITY	PRICE /RATE	DEBIT	CREDIT
		Opening Balance (AUG. 31, 2020)				\$1,260.40
SEPT 01	DEPOSIT	FOREIGN EXCHANGE FROM C\$ 42.28 @ 1.32				32.03

0011832 -DIC31

- CONTINUED ON NEXT PAGE -

Direct
Investing
**Order Execution Only
U.S. Dollar Statement**
**SEPT 30
2020**

Your Account Number: 683-52178-1-8 4 of 7

Account Activity

DATE	ACTIVITY	DESCRIPTION	QUANTITY	PRICE RATE	DEBIT	CREDIT
SEPT 03	BOUGHT	NUANCE COMMUNICATIONS INC UNSOLICITED DA	19	30.688	593.02	
SEPT 03	BOUGHT	RACKSPACE TECHNOLOGY INC COMMON STOCK UNSOLICITED DA	30	22.30	678.95	
SEPT 04	SOLD	FLYING EAGLE ACQUISITION CORP CLASS A COMMON STOCK UNSOLICITED CA	160-	13.022		2,073.55
SEPT 04	BOUGHT	TORTOISE ACQUISITION CORP CLASS A COMMON STOCK UNSOLICITED DA	38	54.50	2,080.95	
SEPT 08	DEPOSIT	FOREIGN EXCHANGE FROM C\$ 5,000 @ 1.336				3,742.51
SEPT 10	BOUGHT	DIAMONDPEAK HOLDINGS CORP CLASS A COMMON STOCK UNSOLICITED DA	55	17.96	997.75	
SEPT 10	BOUGHT	GORES METROPOULOS INC CLASS A COMMON STOCK UNSOLICITED DA	89	11.969	1,075.27	
SEPT 10	DIVIDEND	MICROSOFT CORP CASH DIV ON 25 SHS REC 08/20/20 PAY 09/10/20 NON-RES TAX WITHHELD		0.51	1.91 NRT	12.75
SEPT 10	BOUGHT	SPARTAN ENERGY ACQUISITION CORP CLASS A COMMON STOCK UNSOLICITED DA	45	14.979	684.04	
SEPT 10	BOUGHT	TRINE ACQUISITION CORP CLASS A COMMON STOCK UNSOLICITED DA	85	11.559	992.54	

- CONTINUED ON NEXT PAGE -

Direct
InvestingConversion
DPHL → RIDE**Order Execution Only
U.S. Dollar Statement****OCT. 30
2020**

Page 1 of 6

Your Account Number: 683-52178-1-8

Date of Last Statement: SEPT 30, 2020

>MRS SAMHITA GERA
MR DENISH BHAVSAR
23 ORLEANS CIRCLE
WOODBRIIDGE ON L4H 0V4**RBC Direct Investing Inc.****Local Calls:**

416-313-8613

Toll Free Calls:

1-877-722-2372

1-877-722-2372

Postal Address:

200 Bay Street

P.O. Box 75

Toronto, ON

M5J 2Z5

Asset Summary

	MARKET VALUE AT OCT. 30	%
Cash	\$0.00	0.00 %
Fixed Income	\$0.00	0.00 %
Preferred Shares	\$0.00	0.00 %
Common Shares	\$111,732.75	90.37 %
Mutual Funds	\$0.00	0.00 %
Foreign Securities	\$0.00	0.00 %
Other	\$11,906.11	9.63 %
Total on OCT. 30	\$123,638.86	100.00 %
Total on SEPT 30	\$123,100.63	

Income Summary

	THIS MONTH	YEAR-TO-DATE
Dividends	\$49.40	\$508.28
Interest	\$0.00	\$0.00
Total Income	\$49.40	\$508.28

Cash Balance

ACCOUNT TYPE	OPENING BALANCE AT SEPT 30	CLOSING BALANCE AT OCT. 30
Cash	\$110.48	\$0.00

For Your Information

The annual audit of our accounts is being conducted as of October 31, 2020. Please review this statement and directly advise our auditors PricewaterhouseCoopers LLP of any errors or omissions:
RBC Confirmation Centre,
PwC LLP, PwC Tower,
18 York Street, Suite 2600,
Toronto, Ontario M5J 0B2.

Regulated by
Investment Industry Regulatory
Organization of Canada

- CONTINUED ON NEXT PAGE -

0034894 -DIC31

Member-Canadian Investor Protection Fund

Direct
Investing
**Order Execution Only
U.S. Dollar Statement**
**OCT. 30
2020**

Your Account Number: 683-52178-1-8 2 of 6

Asset Review

	SECURITY SYMBOL	QUANTITY/ SEGREGATED	MKT. PRICE	BOOK COST	MARKET VALUE
Common Shares					
BMO S&P 500 INDEX ETF	ZSP.U	140	35.860	3,095.65	\$5,020.40
USD UNIT		140			
DELTA AIR LINES INC DEL	DAL	96	30.640	2,521.30	\$2,941.44
COM		96			
WALT DISNEY CO	DIS	36	121.250	4,209.76	\$4,365.00
		36			
EXPEDIA GROUP INC	EXPE	40	94.150	3,126.47	\$3,766.00
COMMON STOCK		40			
FIRST TRUST ETF	FDN	90	187.010	11,795.06	\$16,830.90
DOW JONES INTERNET INDEX FUND		90			
GORES METROPOULOS INC	GMHI	89	10.200	1,075.27	\$907.80
CLASS A COMMON STOCK		89			
ISHARES CORE S&P 500 ETF	IVV	60	327.620	10,047.34	\$19,657.20
		60			
ISHARES MSCI PACIFIC EX JAPAN	EPP	60	40.250	3,093.94	\$2,415.00
ETF		60			
ISHARES S&P GLOBAL CLEAN	ICLN	240	19.560	4,286.61	\$4,694.40
ENERGY INDEX FUND		240			
IOVANCE BIOTHERAPEUTICS INC	IOVA	22	35.680	638.04	\$784.96
COMMON STOCK		22			
HYLIION HOLDINGS CORP	HYLN	38	18.920	2,080.95	\$718.96
COMMON STOCK		38			
LIVONGO HEALTH INC	LVGO	30	139.770	2,115.34	\$4,193.10
COMMON STOCK		30			
LORDSTOWN MOTORS CORP	RIDE	55	13.050	997.75	\$717.75
CLASS A COMMON STOCK		55			
MODERNA INC	MRNA	200	67.470	6,492.76	\$13,494.00
COMMON STOCK		200			
MICROSOFT CORP	MSFT	25	202.470	3,533.94	\$5,061.75
		25			
NUANCE COMMUNICATIONS INC	NUAN	19	31.910	593.02	\$606.29
		19			
PLUG POWER INC	PLUG	197	14.000	2,986.60	\$2,758.00
		197			
OPES ACQUISITION CORP	OPES	130	10.720	2,218.65	\$1,393.60
COMMON STOCK		130			
PING IDENTITY HOLDING CORP	PING	50	27.690	1,859.44	\$1,384.50
COMMON STOCK PAR VALUE \$0.001		50			
PER SHARE					
PERSHING SQUARE TONTINE	PSTH	200	22.240	4,351.95	\$4,448.00
HOLDINGS LTD CLASS A COMMON		200			
STOCK					

- CONTINUED ON NEXT PAGE -

Direct
Investing
Order Execution Only
U.S. Dollar Statement
OCT. 30
2020

Your Account Number: 683-52178-1-8 3 of 6

Asset Review

	SECURITY SYMBOL	QUANTITY/ SEGREGATED	MKT. PRICE	BOOK COST	MARKET VALUE
RESTAURANT BRANDS	QSR	95	52.000	4,313.85	\$4,940.00
INTERNATIONAL INC COM		95			
RACKSPACE TECHNOLOGY INC	RXT	30	15.750	678.95	\$472.50
COMMON STOCK		30			
TRINE ACQUISITION CORP	TRNE	85	10.200	992.54	\$867.00
CLASS A COMMON STOCK		85			
UNITED STATES OIL FUND LP	USO	87	25.250	3,299.72	\$2,196.75
SHARES OF UNITED STATES OIL		87			
FUND LP					
VANGUARD SECTOR INDEX FDS	VFH	50	58.940	3,841.40	\$2,947.00
VANGUARD FINANCIALS ETF		50			
VELOCITY LIDAR INC	VLDR	185	12.230	3,871.95	\$2,262.55
COMMON STOCK		185			
ZYNGA INC	ZNGA	210	8.990	2,031.85	\$1,887.90
CLASS A		210			
Total Value of Common Shares				90,150.10	\$111,732.75

Other

ANHEUSER-BUSCH INBEV SA	BUD	45	51.910	2,336.89	\$2,335.95
SPONSORED ADR		45			
FISKER INC	FSR	45	10.140	684.04	\$456.30
CLASS A COMMON STOCK		45			
HDFC BK LTD	HDB	100	57.440	3,650.45	\$5,744.00
ADR REPSTG 3 SHS		100			
NIO INC	NIO	90	30.580	1,951.10	\$2,752.20
AMERICAN DEPOSITARY SHARES ECH		90			
RPRSNTNG ONE CL A ORD SHARE					
WTS PERSHING SQUARE TONTINE	PSTHWS	22	7.130	133.78 ²	\$156.86
HOLDINGS LTD WTS EXCRSBL FOR		22			
EXP 07/24/2025					
360 DIGITECH INC	QFIN	40	11.520	524.95	\$460.80
AMERICAN DEPOSITARY SHARES		40			
Total Value of Other				9,281.21	\$11,906.11

Total Value of All Securities

99,431.31 \$123,638.86

Account Activity

DATE	ACTIVITY	DESCRIPTION	QUANTITY	PRICE /RATE	DEBIT	CREDIT
		Opening Balance (SEPT 30, 2020)				\$110.48

0034895 -DIC31

- CONTINUED ON NEXT PAGE -

Direct
Investing
Order Execution Only
U.S. Dollar Statement
OCT. 30
2020

Your Account Number: 683-52178-1-8 4 of 6

Account Activity

DATE	ACTIVITY	DESCRIPTION	QUANTITY	PRICE /RATE	DEBIT	CREDIT
OCT. 02		BMO S&P 500 INDEX ETF USD UNIT DIST ON 140 SHS REC 09/29/20 PAY 10/02/20		0.14		19.60
OCT. 02	DIVIDEND	RESTAURANT BRANDS INTERNATIONAL INC COM CASH DIV ON 95 SHS REC 09/18/20 PAY 10/02/20		0.52		49.40
OCT. 05	MGR	HYLIION HOLDINGS CORP COMMON STOCK AS OF 10/05/20 SHRS RECEIVED THRU MERGER	38			
OCT. 05	MGR	TORTOISE ACQUISITION CORP CLASS A COMMON STOCK AS OF 10/05/20 TO HYLIION HOLDINGS CORP 1 FOR 1	38-			
OCT. 06	DEPOSIT	FOREIGN EXCHANGE FROM C\$ 5,058.6 @ 1.3439				3,764.12
OCT. 08	DEPOSIT	FOREIGN EXCHANGE FROM C\$ 2,573.98 @ 1.3406				1,920.02
OCT. 08	BOUGHT	NIO INC AMERICAN DEPOSITARY SHARES ECH RPRSNTNG ONE CL A ORD SHARE UNSOLICITED DA	90	21.568	1,951.10	
OCT. 08	BOUGHT	PLUG POWER INC UNSOLICITED DA	122	16.208	1,987.41	
OCT. 13	BOUGHT	ISHARES S&P GLOBAL CLEAN ENERGY INDEX FUND UNSOLICITED DA	90	21.279	1,925.11	
OCT. 26	MGR	DIAMONDPEAK HOLDINGS CORP CLASS A COMMON STOCK TO LORDSTOWN MOTORS CORP CL A 1 FOR 1	55-			

- CONTINUED ON NEXT PAGE -

Direct
Investing
Order Execution Only
U.S. Dollar Statement
OCT. 30
2020

Your Account Number: 683-52178-1-8 5 of 6

Account Activity

DATE	ACTIVITY	DESCRIPTION	QUANTITY	PRICE /RATE	DEBIT	CREDIT
OCT. 26	MGR	LORDSTOWN MOTORS CORP CLASS A COMMON STOCK SHRS RECEIVED THRU MERGER	55			
OCT. 30	MGR	FISKER INC CLASS A COMMON STOCK SHRS RECEIVED THRU MERGER	45			
OCT. 30	MGR	SPARTAN ENERGY ACQUISITION CORP CLASS A COMMON STOCK MERGER TO FISKER INC CL A COMM 1 FOR 1	45-			
Closing Balance (OCT. 30, 2020)						\$0.00

0034896 -DIC31

- CONTINUED ON NEXT PAGE -

Direct
Investing**Order Execution Only
U.S. Dollar Statement****OCT. 30
2020**

Your Account Number: 683-52178-1-8 6 of 6

FOOTNOTES

- * - Indicates fully paid for securities registered in your name and held by us on your behalf.
- # - Part or all of the Book Cost for this security was obtained from a source other than RBC Direct Investing. As such, RBC Direct Investing is not responsible for the completeness or accuracy of the information provided.
- ¹ - Includes accrued interest.
- ² - Part of or all of the Book Cost on this security position is unknown resulting in the use of market value. The market value applied was September 30, 2015 or later, depending on the transaction activity for this security position. Please contact us to update the statement records.
- ³ - The Book Cost of this security is temporarily unavailable due to a pending corporate event. Please contact us for additional information.
- - The Book Cost of this security cannot be determined. Please contact us for additional information.
- *** - Converted U.S. dollar contributions or withdrawals are included in your plan summary.
- ⁴ - This security may be subject to a deferred sales charge at the time that it is sold.
- - There is no active market for this security so its market value has been estimated.

- We may facilitate trades in securities of related issuers and connected issuers of the firm in your account. For a list of such related issuers and connected issuers, refer to the following website: www.rbc.com/issuers-disclosures or contact us.
- Please be advised that if you have set-up an Automatic Investment Plan ("AIP") to purchase one or more mutual funds, you will not receive a copy of the respective Fund Facts when you subsequently purchase securities of the applicable Fund under your AIP. You may at any time request to receive, at no cost to you, the most recently filed Fund Facts by sending us a secure message through the online investing site's Message Centre or by calling or writing to us at the coordinates below. The most recently filed Fund Facts may also be found by visiting either www.sedar.com or the website of the applicable Mutual Fund Manager.
- Market price and Book Cost represent currently available prices. Some securities in your portfolio may not be priced because data was unavailable. Market prices and Book Costs shown are obtained from sources we believe are reliable but we do not guarantee their accuracy.
- In cases where securities in your portfolio display a Market Price of 'UNPRICED', the current market value is not determinable.
- Unless otherwise advised, the Book Cost means: In the case of a long security position, the total amount paid for the security, including any transaction charges related to the purchase, adjusted for reinvested distributions, returns of capital and corporate actions; or In the case of a short security position, the total amount received for the security, net of any transaction charges related to the sale, adjusted for any distributions (other than dividends), returns of capital and corporate actions. Where a book cost is not available on a security position; market value will be used to calculate the book cost.
- Fully paid securities are segregated on the records of our custodian and cannot be used in the normal course of our business. Any free credit balance for non-registered accounts represents funds payable on demand, which although properly recorded in our books, are not segregated and may be used in the normal course of our business.
- A copy of our most recent summary of financial position, a list of directors and senior officers and certain additional information about us including information about commissions, fees and administrative proceedings that may relate to the firm or our staff are available for your personal inspection at our office, or a copy will be mailed to you upon written request.
- Customers accounts are protected by the Canadian Investor Protection Fund within specified limits. A brochure describing the nature and limits of the coverage is available upon request.
- Income derived from mutual funds will be included on a T5 or T3 that will be issued by each mutual fund management company. As such, this income is not reported in the "Income Summary" of your account statement.
- With the exception of registered plans, Canadian Income Tax regulations require RBC Direct Investing Inc. to disclose to Canada Revenue Agency on a yearly basis transactions involving the sale, redemption or maturity of securities. Such transactions must be reported on your Annual Income Tax return. This statement should be retained with your Income Tax records as evidence of disposition.
- We or our affiliate act as principal on foreign currency conversions and fixed income transactions and apply discretionary currency conversion rates. The foreign currency conversion rate shown on the confirmation statement includes our or our affiliates' spread-based revenues for performing this function. Spread means the difference between the rate we or our affiliates obtain and the rate you receive.
- RBC Direct Investing Inc. may obtain trade execution and certain other services for client accounts from RBC Dominion Securities Inc.
- Please note that the following security description abbreviations may appear on your statement : NON VTG for non-voting shares; RES VTG for restricted voting shares; SUB VTG for subordinate voting shares; DSC for securities which may be subject to a deferred sales charge; LL, LL2, LL3 or LL4 for securities which may be subject to a low load deferred sales charge.
- RBC Direct Investing Inc. and Royal Bank of Canada are separate corporate entities which are affiliated. RBC Direct Investing Inc. is a wholly owned subsidiary of Royal Bank of Canada and is a member of the Investment Industry Regulatory Organization of Canada and the Canadian Investor Protection Fund. Royal Bank of Canada and certain of its issuers are related to RBC Direct Investing Inc. RBC Direct Investing Inc. does not provide investment advice or recommendations regarding the purchase or sale of any securities. Investors are responsible for their own investment decisions. RBC Direct Investing is a business name used by RBC Direct Investing Inc. ® / TM Trademark(s) of Royal Bank of Canada. RBC and Royal Bank are registered trademarks of Royal Bank of Canada. Used under licence. © Royal Bank of Canada 2016. All rights reserved.
- Please note that RBC Direct Investing Inc.'s trade execution, trade settlement and custody of securities are handled by RBC Dominion Securities Inc., an affiliated company.

If you have a service request or a question about the details of your statement, please contact RBC Direct Investing at 1-800-769-2560 or write to us at:

200 Bay Street
P.O. Box 75
Toronto, ON
M5J 2Z5

GST/HST # R122780893
QST # R122780893

www.rbcdirectinvesting.com

Please check this Account Statement without delay and advise us of any error or omission within 30 days of the statement date.

Direct
Investing

Purchase 2

**Order Execution Only
U.S. Dollar Statement****NOV. 30
2020**

Page 1 of 6

Your Account Number: 683-52178-1-8

Date of Last Statement: OCT. 30, 2020

>MRS SAMHITA GERA
MR DENISH BHAVSAR
23 ORLEANS CIRCLE
WOODBRIIDGE ON L4H 0V4**RBC Direct Investing Inc.****Local Calls:**

416-313-8613

Toll Free Calls:

1-877-722-2372

1-877-722-2372

Postal Address:

200 Bay Street

P.O. Box 75

Toronto, ON

M5J 2Z5

Asset Summary

	MARKET VALUE AT NOV. 30	%
Cash	\$107.94	0.06 %
Fixed Income	\$0.00	0.00 %
Preferred Shares	\$0.00	0.00 %
Common Shares	\$151,757.20	89.24 %
Mutual Funds	\$0.00	0.00 %
Foreign Securities	\$0.00	0.00 %
Other	\$18,188.40	10.70 %
Total on NOV. 30	\$170,053.54	100.00 %
Total on OCT. 30	\$123,638.86	

Income Summary

	THIS MONTH	YEAR-TO-DATE
Dividends	\$212.70	\$720.98
Interest	\$0.00	\$0.00
Total Income	\$212.70	\$720.98

Cash Balance

ACCOUNT TYPE	OPENING BALANCE AT NOV. 01	CLOSING BALANCE AT NOV. 30
Cash	\$0.00	\$107.94

For Your Information

New! If you are a RBC Royal Bank Online Banking client, you can now transfer funds to RBC Direct Investing through RBC Online Banking. From RBC Online Banking, select Pay Bills & Transfer Funds on your Account Summary page. On the left menu, select Transfer to Direct Investing or InvestEase and follow the steps to fund your account.

Regulated by
Investment Industry Regulatory
Organization of Canada

- CONTINUED ON NEXT PAGE -

0007534 -DIC19

Member-Canadian Investor Protection Fund

Direct
Investing**Order Execution Only
Cdn. Dollar Statement****NOV. 30
2020**

Your Account Number: 683-52178-1-8 5 of 5

FOOTNOTES

- * - Indicates fully paid for securities registered in your name and held by us on your behalf.
 - # - Part or all of the Book Cost for this security was obtained from a source other than RBC Direct Investing. As such, RBC Direct Investing is not responsible for the completeness or accuracy of the information provided.
 - ¹ - Includes accrued interest.
 - ² - Part of or all of the Book Cost on this security position is unknown resulting in the use of market value. The market value applied was September 30, 2015 or later, depending on the transaction activity for this security position. Please contact us to update the statement records.
 - ³ - The Book Cost of this security is temporarily unavailable due to a pending corporate event. Please contact us for additional information.
 - - The Book Cost of this security cannot be determined. Please contact us for additional information.
 - *** - Converted U.S. dollar contributions or withdrawals are included in your plan summary.
 - ⁴ - This security may be subject to a deferred sales charge at the time that it is sold.
 - ⁿ - There is no active market for this security so its market value has been estimated.
-
- We may facilitate trades in securities of related issuers and connected issuers of the firm in your account. For a list of such related issuers and connected issuers, refer to the following website: www.rbc.com/issuers-disclosures or contact us.
 - Please be advised that if you have set-up an Automatic Investment Plan ("AIP") to purchase one or more mutual funds, you will not receive a copy of the respective Fund Facts when you subsequently purchase securities of the applicable Fund under your AIP. You may at any time request to receive, at no cost to you, the most recently filed Fund Facts by sending us a secure message through the online investing site's Message Centre or by calling or writing to us at the coordinates below. The most recently filed Fund Facts may also be found by visiting either www.sedar.com or the website of the applicable Mutual Fund Manager.
 - Market price and Book Cost represent currently available prices. Some securities in your portfolio may not be priced because data was unavailable. Market prices and Book Costs shown are obtained from sources we believe are reliable but we do not guarantee their accuracy.
 - In cases where securities in your portfolio display a Market Price of 'UNPRICED', the current market value is not determinable.
 - Unless otherwise advised, the Book Cost means: In the case of a long security position, the total amount paid for the security, including any transaction charges related to the purchase, adjusted for reinvested distributions, returns of capital and corporate actions; or In the case of a short security position, the total amount received for the security, net of any transaction charges related to the sale, adjusted for any distributions (other than dividends), returns of capital and corporate actions. Where a book cost is not available on a security position; market value will be used to calculate the book cost.
 - Fully paid securities are segregated on the records of our custodian and cannot be used in the normal course of our business. Any free credit balance for non-registered accounts represents funds payable on demand, which although properly recorded in our books, are not segregated and may be used in the normal course of our business.
 - A copy of our most recent summary of financial position, a list of directors and senior officers and certain additional information about us including information about commissions, fees and administrative proceedings that may relate to the firm or our staff are available for your personal inspection at our office, or a copy will be mailed to you upon written request.
 - Customers accounts are protected by the Canadian Investor Protection Fund within specified limits. A brochure describing the nature and limits of the coverage is available upon request.
 - Income derived from mutual funds will be included on a T5 or T3 that will be issued by each mutual fund management company. As such, this income is not reported in the "Income Summary" of your account statement.
 - With the exception of registered plans, Canadian Income Tax regulations require RBC Direct Investing Inc. to disclose to Canada Revenue Agency on a yearly basis transactions involving the sale, redemption or maturity of securities. Such transactions must be reported on your Annual Income Tax return. This statement should be retained with your Income Tax records as evidence of disposition.
 - We or our affiliate act as principal on foreign currency conversions and fixed income transactions and apply discretionary currency conversion rates. The foreign currency conversion rate shown on the confirmation statement includes our or our affiliates' spread-based revenues for performing this function. Spread means the difference between the rate we or our affiliates obtain and the rate you receive.
 - RBC Direct Investing Inc. may obtain trade execution and certain other services for client accounts from RBC Dominion Securities Inc.
 - Please note that the following security description abbreviations may appear on your statement : NON VTG for non-voting shares; RES VTG for restricted voting shares; SUB VTG for subordinate voting shares; DSC for securities which may be subject to a deferred sales charge; LL, LL2, LL3 or LL4 for securities which may be subject to a low load deferred sales charge.
 - RBC Direct Investing Inc. and Royal Bank of Canada are separate corporate entities which are affiliated. RBC Direct Investing Inc. is a wholly owned subsidiary of Royal Bank of Canada and is a member of the Investment Industry Regulatory Organization of Canada and the Canadian Investor Protection Fund. Royal Bank of Canada and certain of its issuers are related to RBC Direct Investing Inc. RBC Direct Investing Inc. does not provide investment advice or recommendations regarding the purchase or sale of any securities. Investors are responsible for their own investment decisions. RBC Direct Investing is a business name used by RBC Direct Investing Inc. ® / TM Trademark(s) of Royal Bank of Canada. RBC and Royal Bank are registered trademarks of Royal Bank of Canada. Used under licence. © Royal Bank of Canada 2016. All rights reserved.
 - Please note that RBC Direct Investing Inc.'s trade execution, trade settlement and custody of securities are handled by RBC Dominion Securities Inc., an affiliated company.

If you have a service request or a question about the details of your statement, please contact RBC Direct Investing at 1-800-769-2560 or write to us at:

200 Bay Street
P.O. Box 75
Toronto, ON
M5J 2Z5

GST/HST # R122780893
QST # R122780893

www.rbcdirectinvesting.com

Please check this Account Statement without delay and advise us of any error or omission within 30 days of the statement date.

Direct
Investing
**Order Execution Only
U.S. Dollar Statement**
**NOV. 30
2020**

Your Account Number: 683-52178-1-8 4 of 6

Account Activity

DATE	ACTIVITY	DESCRIPTION	QUANTITY	PRICE /RATE	DEBIT	CREDIT
NOV. 02	MERGER	LIVONGO HEALTH INC COMMON STOCK MERGER TO U\$4.24 CASH +.592 TELADOC HEALTH PER SHARE	30-			127.20
NOV. 02	MGR	TELADOC HEALTH INC COMMON STOCK SHRS RECEIVED THRU MERGER	17			
NOV. 03	DIVIDEND	LIVONGO HEALTH INC COMMON STOCK CASH DIV ON 30 SHS REC 10/29/20 PAY 11/03/20		7.09		212.70
NOV. 18	SOLD	ISHARES MSCI PACIFIC EX JAPAN ETF UNSOLICITED CA	60-	45.69		2,731.38
NOV. 18	BOUGHT	ISHARES S&P GLOBAL CLEAN ENERGY INDEX FUND UNSOLICITED DA	140	21.767	3,057.44	
NOV. 20	CASH-LIEU	TELADOC HEALTH INC COMMON STOCK CASH IN LIEU OF FRAC SHARES 87918A105000				144.02
NOV. 23	DEPOSIT	FOREIGN EXCHANGE FROM C\$ 12,531.79 @ 1.3251				9,457.24
NOV. 25	BOUGHT	LORDSTOWN MOTORS CORP CLASS A COMMON STOCK UNSOLICITED DA	110	28.439	3,138.32	
NOV. 25	BOUGHT	NIO INC AMERICAN DEPOSITARY SHARES ECH RPRSNTNG ONE CL A ORD SHARE UNSOLICITED DA	60	52.359	3,151.54	
NOV. 25	BOUGHT	PLUG POWER INC UNSOLICITED DA	125	25.658	3,217.30	

- CONTINUED ON NEXT PAGE -

Direct
Investing**Order Execution Only
U.S. Dollar Statement****NOV. 30
2020**

Your Account Number: 683-52178-1-8 5 of 6

Account Activity

DATE	ACTIVITY	DESCRIPTION	QUANTITY	PRICE \RATE	DEBIT	CREDIT
		Closing Balance (NOV. 30, 2020)				\$107.94

Direct
Investing**Order Execution Only
U.S. Dollar Statement****MAY 31
2023**

Page 1 of 5

Your Account Number: 683-52178-1-8

Date of Last Statement: APR. 28, 2023

>MRS SAMHITA GERA
MR DENISH BHAVSAR
23 ORLEANS CIRCLE
WOODBRIIDGE ON L4H 0V4**RBC Direct Investing Inc.****Local Calls:**

416-313-8613

Toll Free Calls:

1-877-722-2372

1-877-722-2372

Postal Address:

200 Bay Street

P.O. Box 75

Toronto, ON

M5J 2Z5

Asset Summary

	MARKET VALUE AT MAY 31	%
Cash	\$21,416.51	9.20 %
Fixed Income	\$0.00	0.00 %
Preferred Shares	\$0.00	0.00 %
Common Shares	\$197,498.14	84.83 %
Mutual Funds	\$0.00	0.00 %
Foreign Securities	\$0.00	0.00 %
Other	\$13,905.99	5.97 %
Total on MAY 31	\$232,820.64	100.00 %
Total on APR. 28	\$229,687.89	

Income Summary

	THIS MONTH	YEAR-TO-DATE
Dividends	\$33.60	\$309.95
Interest	\$0.00	\$0.00
Total Income	\$33.60	\$309.95

Cash Balance

ACCOUNT TYPE	OPENING BALANCE AT APR. 28	CLOSING BALANCE AT MAY 31
Cash	\$21,385.02	\$21,416.51

Regulated by
Investment Industry Regulatory
Organization of Canada

- CONTINUED ON NEXT PAGE -

0050511 -DIC23

Member-Canadian Investor Protection Fund

Direct
Investing**Order Execution Only
Cdn. Dollar Statement****MAY 31
2023**

Your Account Number: 683-52178-1-8 5 of 5

FOOTNOTES

- * - Indicates fully paid for securities registered in your name and held by us on your behalf.
 - # - Part or all of the Book Cost for this security was obtained from a source other than RBC Direct Investing. As such, RBC Direct Investing is not responsible for the completeness or accuracy of the information provided.
 - ¹ - Includes accrued interest.
 - ² - Part of or all of the Book Cost on this security position is unknown resulting in the use of market value. The market value applied was September 30, 2015 or later, depending on the transaction activity for this security position. Please contact us to update the statement records.
 - ³ - The Book Cost of this security is temporarily unavailable due to a pending corporate event. Please contact us for additional information.
 - ⁴ - The Book Cost of this security cannot be determined. Please contact us for additional information.
 - *** - Converted U.S. dollar contributions or withdrawals are included in your plan summary.
 - ⁴ - This security may be subject to a deferred sales charge at the time that it is sold.
 - ⁿ - There is no active market for this security so its market value has been estimated.
-
- We may facilitate trades in securities of related issuers and connected issuers of the firm in your account. For a list of such related issuers and connected issuers, refer to the following website: www.rbc.com/issuers-disclosures or contact us.
 - Please be advised that if you have set-up an Automatic Investment Plan ("AIP") to purchase one or more mutual funds, you will not receive a copy of the respective Fund Facts when you subsequently purchase securities of the applicable Fund under your AIP. You may at any time request to receive, at no cost to you, the most recently filed Fund Facts by sending us a secure message through the online investing site's Message Centre or by calling or writing to us at the coordinates below. The most recently filed Fund Facts may also be found by visiting either www.sedar.com or the website of the applicable Mutual Fund Manager.
 - Market price and Book Cost represent currently available prices. Some securities in your portfolio may not be priced because data was unavailable. Market prices and Book Costs shown are obtained from sources we believe are reliable but we do not guarantee their accuracy.
 - In cases where securities in your portfolio display a Market Price of 'UNPRICED', the current market value is not determinable.
 - Unless otherwise advised, the Book Cost means: In the case of a long security position, the total amount paid for the security, including any transaction charges related to the purchase, adjusted for reinvested distributions, returns of capital and corporate actions; or In the case of a short security position, the total amount received for the security, net of any transaction charges related to the sale, adjusted for any distributions (other than dividends), returns of capital and corporate actions. Where a book cost is not available on a security position; market value will be used to calculate the book cost.
 - Fully paid securities are segregated on the records of our custodian and cannot be used in the normal course of our business. Any free credit balance for non-registered accounts represents funds payable on demand, which although properly recorded in our books, are not segregated and may be used in the normal course of our business.
 - A copy of our most recent summary of financial position, a list of directors and senior officers and certain additional information about us including information about commissions, fees and administrative proceedings that may relate to the firm or our staff are available for your personal inspection at our office, or a copy will be mailed to you upon written request.
 - Customers accounts are protected by the Canadian Investor Protection Fund within specified limits. A brochure describing the nature and limits of the coverage is available upon request.
 - Income derived from mutual funds will be included on a T5 or T3 that will be issued by each mutual fund management company. As such, this income is not reported in the "Income Summary" of your account statement.
 - With the exception of registered plans, Canadian Income Tax regulations require RBC Direct Investing Inc. to disclose to Canada Revenue Agency on a yearly basis transactions involving the sale, redemption or maturity of securities. Such transactions must be reported on your Annual Income Tax return. This statement should be retained with your Income Tax records as evidence of disposition.
 - We or our affiliate act as principal on foreign currency conversions and fixed income transactions and apply discretionary currency conversion rates. The foreign currency conversion rate shown on the confirmation statement includes our or our affiliates' spread-based revenues for performing this function. Spread means the difference between the rate we or our affiliates obtain and the rate you receive.
 - RBC Direct Investing Inc. may obtain trade execution and certain other services for client accounts from RBC Dominion Securities Inc.
 - Please note that the following security description abbreviations may appear on your statement: NON VTG for non-voting shares; RES VTG for restricted voting shares; SUB VTG for subordinate voting shares; DSC for securities which may be subject to a deferred sales charge; LL, LL2, LL3 or LL4 for securities which may be subject to a low load deferred sales charge.
 - RBC Direct Investing Inc. and Royal Bank of Canada are separate corporate entities which are affiliated. RBC Direct Investing Inc. is a wholly owned subsidiary of Royal Bank of Canada and is a member of the Investment Industry Regulatory Organization of Canada and the Canadian Investor Protection Fund. Royal Bank of Canada and certain of its issuers are related to RBC Direct Investing Inc. RBC Direct Investing Inc. does not provide investment advice or recommendations regarding the purchase or sale of any securities. Investors are responsible for their own investment decisions. RBC Direct Investing is a business name used by RBC Direct Investing Inc. ®/TM Trademark(s) of Royal Bank of Canada. RBC and Royal Bank are registered trademarks of Royal Bank of Canada. Used under licence. © Royal Bank of Canada 2016. All rights reserved.
 - Please note that RBC Direct Investing Inc.'s trade execution, trade settlement and custody of securities are handled by RBC Dominion Securities Inc., an affiliated company.

If you have a service request or a question about the details of your statement, please contact RBC Direct Investing at 1-800-769-2560 or write to us at:

200 Bay Street
P.O. Box 75
Toronto, ON
M5J 2Z5

GST/HST # R122780893
QST # R122780893

www.rbcdirectinvesting.com

Please check this Account Statement without delay and advise us of any error or omission within 30 days of the statement date.

Direct
Investing
Order Execution Only
U.S. Dollar Statement
MAY 31
2023

Your Account Number: 683-52178-1-8 4 of 5

Account Activity

DATE	ACTIVITY	DESCRIPTION	QUANTITY	PRICE /RATE	DEBIT	CREDIT
		Opening Balance (APR. 28, 2023)				\$21,385.02
DEC. 31	RTC	BMO S&P 500 INDEX ETF USD UNIT 2022 RETURN OF CAPITAL ADJUSTMENT TO BOOK COST \$18.20				
MAY 11	CASH-LIEU	LIGHTNING EMOTORS INC COMMON STOCK CASH IN LIEU OF FRAC SHARES 53228T200000				2.93
MAY 18	DIVIDEND	APPLE INC CASH DIV ON 140 SHS REC 05/15/23 PAY 05/18/23 NON-RES TAX WITHHELD		0.24	5.04 NRT	33.60
MAY 24	EXCHANGE	LORDSTOWN MOTORS CORP CLASS A COMMON STOCK REV SPLIT TO LORDSTOWN MTRS CORP; 1 FOR 15	165-			
MAY 24	EXCHANGE	LORDSTOWN MTRS CORP CL A NEW RESULT OF REVERSE SPLIT	11			
		Closing Balance (MAY 31, 2023)				\$21,416.51

Trades For Future Settlement

DATE	ACTIVITY	DESCRIPTION	QUANTITY	PRICE	AMOUNT
JUNE 02	BOUGHT	ISHARES S&P 500 GROWTH ETF	50	66.339	3,326.94-

- CONTINUED ON NEXT PAGE -

Direct
Investing**Order Execution Only
U.S. Dollar Statement****MAY 31
2023**

Your Account Number: 683-52178-1-8 5 of 5

FOOTNOTES

- * - Indicates fully paid for securities registered in your name and held by us on your behalf.
- # - Part or all of the Book Cost for this security was obtained from a source other than RBC Direct Investing. As such, RBC Direct Investing is not responsible for the completeness or accuracy of the information provided.
- ¹ - Includes accrued interest.
- ² - Part of or all of the Book Cost on this security position is unknown resulting in the use of market value. The market value applied was September 30, 2015 or later, depending on the transaction activity for this security position. Please contact us to update the statement records.
- ³ - The Book Cost of this security is temporarily unavailable due to a pending corporate event. Please contact us for additional information.
- - The Book Cost of this security cannot be determined. Please contact us for additional information.
- *** - Converted U.S. dollar contributions or withdrawals are included in your plan summary.
- ⁴ - This security may be subject to a deferred sales charge at the time that it is sold.
- - There is no active market for this security so its market value has been estimated.

- We may facilitate trades in securities of related issuers and connected issuers of the firm in your account. For a list of such related issuers and connected issuers, refer to the following website: www.rbc.com/issuers-disclosures or contact us.
- Please be advised that if you have set-up an Automatic Investment Plan ("AIP") to purchase one or more mutual funds, you will not receive a copy of the respective Fund Facts when you subsequently purchase securities of the applicable Fund under your AIP. You may at any time request to receive, at no cost to you, the most recently filed Fund Facts by sending us a secure message through the online investing site's Message Centre or by calling or writing to us at the coordinates below. The most recently filed Fund Facts may also be found by visiting either www.sedar.com or the website of the applicable Mutual Fund Manager.
- Market price and Book Cost represent currently available prices. Some securities in your portfolio may not be priced because data was unavailable. Market prices and Book Costs shown are obtained from sources we believe are reliable but we do not guarantee their accuracy.
- In cases where securities in your portfolio display a Market Price of 'UNPRICED', the current market value is not determinable.
- Unless otherwise advised, the Book Cost means: In the case of a long security position, the total amount paid for the security, including any transaction charges related to the purchase, adjusted for reinvested distributions, returns of capital and corporate actions; or In the case of a short security position, the total amount received for the security, net of any transaction charges related to the sale, adjusted for any distributions (other than dividends), returns of capital and corporate actions. Where a book cost is not available on a security position; market value will be used to calculate the book cost.
- Fully paid securities are segregated on the records of our custodian and cannot be used in the normal course of our business. Any free credit balance for non-registered accounts represents funds payable on demand, which although properly recorded in our books, are not segregated and may be used in the normal course of our business.
- A copy of our most recent summary of financial position, a list of directors and senior officers and certain additional information about us including information about commissions, fees and administrative proceedings that may relate to the firm or our staff are available for your personal inspection at our office, or a copy will be mailed to you upon written request.
- Customers accounts are protected by the Canadian Investor Protection Fund within specified limits. A brochure describing the nature and limits of the coverage is available upon request.
- Income derived from mutual funds will be included on a T5 or T3 that will be issued by each mutual fund management company. As such, this income is not reported in the "Income Summary" of your account statement.
- With the exception of registered plans, Canadian Income Tax regulations require RBC Direct Investing Inc. to disclose to Canada Revenue Agency on a yearly basis transactions involving the sale, redemption or maturity of securities. Such transactions must be reported on your Annual Income Tax return. This statement should be retained with your Income Tax records as evidence of disposition.
- We or our affiliate act as principal on foreign currency conversions and fixed income transactions and apply discretionary currency conversion rates. The foreign currency conversion rate shown on the confirmation statement includes our or our affiliates' spread-based revenues for performing this function. Spread means the difference between the rate we or our affiliates obtain and the rate you receive.
- RBC Direct Investing Inc. may obtain trade execution and certain other services for client accounts from RBC Dominion Securities Inc.
- Please note that the following security description abbreviations may appear on your statement : NON VTG for non-voting shares; RES VTG for restricted voting shares; SUB VTG for subordinate voting shares; DSC for securities which may be subject to a deferred sales charge; LL, LL2, LL3 or LL4 for securities which may be subject to a low load deferred sales charge.
- RBC Direct Investing Inc. and Royal Bank of Canada are separate corporate entities which are affiliated. RBC Direct Investing Inc. is a wholly owned subsidiary of Royal Bank of Canada and is a member of the Investment Industry Regulatory Organization of Canada and the Canadian Investor Protection Fund. Royal Bank of Canada and certain of its issuers are related to RBC Direct Investing Inc. RBC Direct Investing Inc. does not provide investment advice or recommendations regarding the purchase or sale of any securities. Investors are responsible for their own investment decisions. RBC Direct Investing is a business name used by RBC Direct Investing Inc. ® / TM Trademark(s) of Royal Bank of Canada. RBC and Royal Bank are registered trademarks of Royal Bank of Canada. Used under licence. © Royal Bank of Canada 2016. All rights reserved.
- Please note that RBC Direct Investing Inc.'s trade execution, trade settlement and custody of securities are handled by RBC Dominion Securities Inc., an affiliated company.

If you have a service request or a question about the details of your statement, please contact RBC Direct Investing at 1-800-769-2560 or write to us at:

200 Bay Street
P.O. Box 75
Toronto, ON
M5J 2Z5

GST/HST # R122780893
QST # R122780893

www.rbcdirectinvesting.com

Please check this Account Statement without delay and advise us of any error or omission within 30 days of the statement date.

Direct
Investing

Sale

**Order Execution Only
U.S. Dollar Statement****NOV. 30
2023**

Page 1 of 6

Your Account Number: 683-52178-1-8

Date of Last Statement: OCT. 31, 2023

>MRS SAMHITA GERA
MR DENISH BHAVSAR
23 ORLEANS CIRCLE
WOODBIDGE ON L4H 0V4**RBC Direct Investing Inc.****Local Calls:**

416-313-8613

Toll Free Calls:

1-877-722-2372

1-877-722-2372

Postal Address:

200 Bay Street

P.O. Box 75

Toronto, ON

M5J 2Z5

Asset Summary

	MARKET VALUE AT NOV. 30	%
Cash	\$26,748.75	10.80 %
Fixed Income	\$0.00	0.00 %
Preferred Shares	\$0.00	0.00 %
Common Shares	\$209,000.51	84.39 %
Mutual Funds	\$0.00	0.00 %
Foreign Securities	\$0.00	0.00 %
Other	\$11,903.81	4.81 %
Total on NOV. 30	\$247,653.07	100.00 %
Total on OCT. 31	\$222,115.60	

Income Summary

	THIS MONTH	YEAR-TO-DATE
Dividends	\$49.76	\$927.91
Interest	\$0.00	\$0.00
Total Income	\$49.76	\$927.91

Cash Balance

ACCOUNT TYPE	OPENING BALANCE AT OCT. 31	CLOSING BALANCE AT NOV. 30
Cash	\$5,753.72	\$26,748.75

Regulated by
Investment Industry Regulatory
Organization of Canada

- CONTINUED ON NEXT PAGE -

0028420 -DIC21

Member-Canadian Investor Protection Fund

Direct
Investing

Order Execution Only U.S. Dollar Statement

**NOV. 30
2023**

Your Account Number: 683-52178-1-8 2 of 6

Asset Review

	SECURITY SYMBOL	QUANTITY/ SEGREGATED	MKT. PRICE	BOOK COST	MARKET VALUE
Common Shares					
APPLE INC	AAPL	140	189.950	19,346.65	\$26,593.00
		140			
BMO S&P 500 INDEX ETF	BZSPF	270	49.970	9,262.14	\$13,491.90
USD UNIT		270			
BURGERFI INTERNATIONAL INC	BFI	130	1.040	2,218.65	\$135.20
COMMON STOCK		130			
BUTTERFLY NETWORK INC	BFLY	80	0.952	959.55	\$76.16
CLASS A COMMON STOCK		80			
BAKKT HOLDINGS INC	BKKT	110	1.500	1,921.20	\$165.00
CLASS A COMMON STOCK		110			
DELTA AIR LINES INC DEL	DAL	96	36.930	2,521.30	\$3,545.28
COM		96			
DESKTOP METAL INC	DM	85	0.699	992.54	\$59.42
CLASS A COMMON STOCK		85			
WALT DISNEY CO	DIS	176	92.690	17,531.26	\$16,313.44
		176			
EXPEDIA GROUP INC	EXPE	100	136.180	8,708.09	\$13,618.00
COMMON STOCK		100			
FIRST TRUST ETF	FDN	174	171.580	22,622.39	\$29,854.92
DOW JONES INTERNET INDEX FUND		174			
GOLDMAN SACHS ETF TR	GTEK	520	26.099	14,448.35	\$13,572.00
GOLDMAN SACHS FUTURE TECH		520			
LEADERS EQUITY ETF					
ISHARES S&P 500 GROWTH ETF	IVW	50	72.580	3,326.94	\$3,629.00
		50			
ISHARES CORE S&P 500 ETF	IVV	60	458.420	10,047.34	\$27,505.20
		60			
ISHARES S&P GLOBAL CLEAN	ICLN	660	14.210	13,272.19	\$9,378.60
ENERGY INDEX FUND		660			
IOVANCE BIOTHERAPEUTICS INC	IOVA	22	6.070	638.04	\$133.54
COMMON STOCK		22			
HYLIION HOLDINGS CORP	HYLN	38	0.568	2,080.95	\$21.58
COMMON STOCK		38			
INDIE SEMICONDUCTOR INC	INDI	140	7.460	2,022.32	\$1,044.40
CLASS A COMMON STOCK		140			
KKR & CO INC	KKR	150	75.840	7,234.94	\$11,376.00
COMMON STOCK		150			
LUMINAR TECHNOLOGIES INC	LAZR	119	2.500	2,582.25	\$297.50
CLASS A COMMON STOCK		119			
LION ELEC CO	LEV	60	1.590	1,110.00	\$95.40
COM		60			
LIGHTNING EMOTORS INC	ZEVY	7	0.400	1,968.85	\$2.80
COMMON STOCK		7			

- CONTINUED ON NEXT PAGE -

Direct
Investing
Order Execution Only
U.S. Dollar Statement
NOV. 30
2023

Your Account Number: 683-52178-1-8 4 of 6

Account Activity

DATE	ACTIVITY	DESCRIPTION	QUANTITY	PRICE /RATE	DEBIT	CREDIT
NOV. 02	DIVIDEND	DELTA AIR LINES INC DEL COM CASH DIV ON 96 SHS REC 10/12/23 PAY 11/02/23 NON-RES TAX WITHHELD		0.10	1.44 NRT	9.60
NOV. 14	DIVIDEND	SPDR DOW JONES INDL AVERAGE ETF TR UNIT SER 1 CASH DIV ON 35 SHS REC 10/23/23 PAY 11/13/23 NON-RES TAX WITHHELD		0.1873	0.98 NRT	6.56
NOV. 16	ADJUST	ACCOUNT ADJUSTMENT CAF - TRADE REBATES				9.95
NOV. 16	ADJUST	ACCOUNT ADJUSTMENT CAF - TRADE REBATES				9.95
NOV. 16	ADJUST	ACCOUNT ADJUSTMENT CAF - TRADE REBATES				9.95
NOV. 16	ADJUST	ACCOUNT ADJUSTMENT CAF - TRADE REBATES				9.95
NOV. 16	DIVIDEND	APPLE INC CASH DIV ON 140 SHS REC 11/13/23 PAY 11/16/23 NON-RES TAX WITHHELD		0.24	5.04 NRT	33.60
NOV. 16	SOLD	LORDSTOWN MTRS CORP CL A NEW UNSOLICITED CA	11 -	1.17		2.91
NOV. 16	SOLD	MAGNA INTERNATIONAL INC COM UNSOLICITED CA	80 -	54.75		4,370.01
NOV. 16	SOLD	NORWEGIAN CRUISE LINE HOLDINGS LTD ORDINARY SHARES UNSOLICITED CA	300 -	14.452		4,325.61

- CONTINUED ON NEXT PAGE -

Direct
Investing

Order Execution Only U.S. Dollar Statement

**NOV. 30
2023**

Your Account Number: 683-52178-1-8 3 of 6

Asset Review

	SECURITY SYMBOL	QUANTITY/ SEGREGATED	MKT. PRICE	BOOK COST	MARKET VALUE
MICROSOFT CORP	MSFT	50	378.910	9,718.13	\$18,945.50
		50			
PLUG POWER INC	PLUG	567	4.040	14,027.51	\$2,290.68
		567			
PAYSAFE LIMITED	PSFE	5	10.110	894.35	\$50.55
COMMON SHARES		5			
OUSTER INC	OUST	16	5.120	3,871.15	\$81.92
COMMON STOCK		16			
STEM INC	STEM	80	2.870	2,961.95	\$229.60
COMMON STOCK		80			
TESLA INC	TSLA	42	240.080	8,217.59	\$10,083.36
COMMON STOCK		42			
TELADOC HEALTH INC	TDOC	17	18.140	3,298.00	\$308.38
COMMON STOCK		17			
UNITED STATES OIL FUND LP	USO	87	70.140	3,299.72	\$6,102.18
SHARES OF UNITED STATES OIL FUND LP		87			
Total Value of Common Shares				191,104.34	\$209,000.51

Other

BP P L C SPONSORED ADR	BP	91	36.290	1,916.17	\$3,302.39
(FRM BP AMOCO PLC)		91			
BILIBILI INC	BILI	200	11.330	3,452.31	\$2,266.00
AMERICAN DEPOSITARY SHARES		200			
DAQO NEW ENERGY CORP	DQ	100	23.660	5,682.34	\$2,366.00
AMERICAN DEPOSITARY SHARES		100			
NIO INC	NIO	546	7.270	17,651.94	\$3,969.42
AMERICAN DEPOSITARY SHARES ECH		546			
RPRSNTNG ONE CL A ORD SHARE					
Total Value of Other				28,702.76	\$11,903.81

Total Value of All Securities	219,807.10	\$220,904.32
--------------------------------------	------------	--------------

Account Activity

DATE	ACTIVITY	DESCRIPTION	QUANTITY	PRICE RATE	DEBIT	CREDIT
		Opening Balance (OCT. 31, 2023)				\$5,753.72

0028421 -DIC21

- CONTINUED ON NEXT PAGE -

CANADA POSTES
POST CANADA

2

Expedited Parcel™ - USA | Colis accélérés™ - É.-U.

From/De :

SAMHITA GERA
23 Orleans Cir
Woodbridge ON L4H 0V4
CanadaPostage paid | Port payé
00103784Date
2024 11 07Gross Weight | Poids brut
0.069 kgInsured Value | Valeurs assurée
\$100.00 CAD

Postage Rate | Tarif d'affran.


To/À :

\$24.74 CAD
Transaction No. | N° de transaction
0105882584Non-Delivery Instructions
Instructions de non-livraisonreturn at sender's expense
renvoyer aux frais de l'expéditeurOFFICE OF THE CLERK OF THE US BANKRUPTCY
COURT FOR THE DISTRICT OF DELAWARE
824 NORTH MARKET STREET 3RD FLOOR
WILMINGTON DE 19801
UNITED STATES

See Commercial Invoice CN23 Attached Voir la facture commerciale ou le CN23 adjoint

UNITED STATES
POSTAL SERVICEPRIORITY®
★ MAIL ★

USPS TRACKING™ #



CX 690 509 348 CA

Sender warrants that this item does not contain non-mailable matter.
L'expéditeur garantit que cet envoi ne contient pas d'objet inadmissible.RPOS/PDVO V2303.0.261
Shipping LabelSPEC 3697 V3
Étiquette d'expédition

