

UNITED STATES BANKRUPTCY COURT

Northern DISTRICT OF Georgia

Atlanta Division

In Re. LaVie Care Centers, LLC (Group 2)

Case No. 24-55507

Debtor(s)

Lead Case No. 24-55507

Jointly Administered

Monthly Operating Report

Chapter 11

Reporting Period Ended: 08/31/2024

Petition Date: 06/02/2024

Months Pending: 3

Industry Classification: 6 2 3 1

Reporting Method: Accrual Basis

Cash Basis

Debtor's Full-Time Employees (current):

0

Debtor's Full-Time Employees (as of date of order for relief):

0

Supporting Documentation (check all that are attached):

(For jointly administered debtors, any required schedules must be provided on a non-consolidated basis for each debtor)

- Statement of cash receipts and disbursements
Balance sheet containing the summary and detail of the assets, liabilities and equity (net worth) or deficit
Statement of operations (profit or loss statement)
Accounts receivable aging
Postpetition liabilities aging
Statement of capital assets
Schedule of payments to professionals
Schedule of payments to insiders
All bank statements and bank reconciliations for the reporting period
Description of the assets sold or transferred and the terms of the sale or transfer

/s/ M. Benjamin Jones

Signature of Responsible Party

09/30/2024

Date

M. Benjamin Jones

Printed Name of Responsible Party

485 Lexington Avenue New York, NY 10017

Address

STATEMENT: This Periodic Report is associated with an open bankruptcy case; therefore § 1320.4(a)(2) applies.



245550724093000000000011

Debtor's Name LaVie Care Centers, LLC (Group 2)

Case No. 24-55507

Part 1: Cash Receipts and Disbursements	Current Month	Cumulative
a. Cash balance beginning of month	\$153,038	
b. Total receipts (net of transfers between accounts)	\$-75,108	\$-48,443
c. Total disbursements (net of transfers between accounts)	\$808	\$2,907
d. Cash balance end of month (a+b-c)	\$77,122	
e. Disbursements made by third party for the benefit of the estate	\$0	\$0
f. Total disbursements for quarterly fee calculation (c+e)	\$808	\$2,907

Part 2: Asset and Liability Status (Not generally applicable to Individual Debtors. See Instructions.)	Current Month
a. Accounts receivable (total net of allowance)	\$-63
b. Accounts receivable over 90 days outstanding (net of allowance)	\$7,088,286
c. Inventory (Book <input checked="" type="radio"/> Market <input type="radio"/> Other <input type="radio"/> (attach explanation))	\$0
d. Total current assets	\$5,793,695,182
e. Total assets	\$5,793,920,883
f. Postpetition payables (excluding taxes)	\$17,513
g. Postpetition payables past due (excluding taxes)	\$16,070
h. Postpetition taxes payable	\$-56,465
i. Postpetition taxes past due	\$0
j. Total postpetition debt (f+h)	\$-38,952
k. Prepetition secured debt	\$0
l. Prepetition priority debt	\$3,907,477
m. Prepetition unsecured debt	\$5,758,320,904
n. Total liabilities (debt) (j+k+l+m)	\$5,762,189,429
o. Ending equity/net worth (e-n)	\$31,731,454

Part 3: Assets Sold or Transferred	Current Month	Cumulative
a. Total cash sales price for assets sold/transferred outside the ordinary course of business	\$0	\$0
b. Total payments to third parties incident to assets being sold/transferred outside the ordinary course of business	\$0	\$0
c. Net cash proceeds from assets sold/transferred outside the ordinary course of business (a-b)	\$0	\$0

Part 4: Income Statement (Statement of Operations) (Not generally applicable to Individual Debtors. See Instructions.)	Current Month	Cumulative
a. Gross income/sales (net of returns and allowances)	\$-877,594	
b. Cost of goods sold (inclusive of depreciation, if applicable)	\$319,409	
c. Gross profit (a-b)	\$-1,197,003	
d. Selling expenses	\$0	
e. General and administrative expenses	\$0	
f. Other expenses	\$0	
g. Depreciation and/or amortization (not included in 4b)	\$0	
h. Interest	\$4,067	
i. Taxes (local, state, and federal)	\$9,644	
j. Reorganization items	\$0	
k. Profit (loss)	\$-1,210,714	\$13,758,839

Debtor's Name LaVie Care Centers, LLC (Group 2)

Case No. 24-55507

**Part 5: Professional Fees and Expenses**

			Approved Current Month	Approved Cumulative	Paid Current Month	Paid Cumulative	
a.	Debtor's professional fees & expenses (bankruptcy) <i>Aggregate Total</i>						
	<i>Itemized Breakdown by Firm</i>						
		Firm Name	Role				
	i						
	ii						
	iii						
	iv						
	v						
	vi						
	vii						
	viii						
	ix						
	x						
	xi						
	xii						
	xiii						
	xiv						
	xv						
	xvi						
	xvii						
	xviii						
	xix						
	xx						
	xxi						
	xxii						
	xxiii						
	xxiv						
	xxv						
	xxvi						
	xxvii						
xxviii							
xxix							
xxx							
xxxi							
xxxii							
xxxiii							
xxxiv							
xxxv							
xxxvi							

Debtor's Name LaVie Care Centers, LLC (Group 2)

Case No. 24-55507

xxxvii						
xxxviii						
xxxix						
xl						
xli						
xlii						
xliii						
xliv						
xlv						
xlvi						
xlvii						
xlviii						
xlix						
l						
li						
lii						
liii						
liv						
lv						
lvi						
lvii						
lviii						
lix						
lx						
lxi						
lxii						
lxiii						
lxiv						
lxv						
lxvi						
lxvii						
lxviii						
lxix						
lxx						
lxxi						
lxxii						
lxxiii						
lxxiv						
lxxv						
lxxvi						
lxxvii						
lxxviii						

Debtor's Name LaVie Care Centers, LLC (Group 2)

Case No. 24-55507

lxxix					
lxxx					
lxxxi					
lxxxii					
lxxxii					
lxxxiv					
lxxxv					
lxxxvi					
lxxxvi					
lxxxvi					
lxxxix					
xc					
xc					
xcii					
xciii					
xciv					
xcv					
xcvi					
xcvii					
xcviii					
xcix					
c					
ci					

			Approved Current Month	Approved Cumulative	Paid Current Month	Paid Cumulative	
b.	Debtor's professional fees & expenses (nonbankruptcy) <i>Aggregate Total</i>						
	<i>Itemized Breakdown by Firm</i>						
		Firm Name	Role				
	i						
	ii						
	iii						
	iv						
	v						
	vi						
	vii						
	viii						
	ix						
	x						
	xi						
	xii						
xiii							
xiv							

Debtor's Name LaVie Care Centers, LLC (Group 2)

Case No. 24-55507

xv						
xvi						
xvii						
xviii						
xix						
xx						
xxi						
xxii						
xxiii						
xxiv						
xxv						
xxvi						
xxvii						
xxviii						
xxix						
xxx						
xxxi						
xxxii						
xxxiii						
xxxiv						
xxxv						
xxxvi						
xxxvii						
xxxviii						
xxxix						
xl						
xli						
xlii						
xliii						
xliv						
xlv						
xlvi						
xlvii						
xlviii						
xliv						
l						
li						
lii						
liii						
liv						
lv						
lvi						

Debtor's Name LaVie Care Centers, LLC (Group 2)

Case No. 24-55507

lvii						
lviii						
lix						
lx						
lxi						
lxii						
lxiii						
lxiv						
lxv						
lxvi						
lxvii						
lxviii						
lxix						
lxx						
lxxi						
lxxii						
lxxiii						
lxxiv						
lxxv						
lxxvi						
lxxvii						
lxxvii						
lxxix						
lxxx						
lxxxi						
lxxxii						
lxxxii						
lxxxiv						
lxxxv						
lxxxvi						
lxxxvi						
lxxxvi						
lxxxix						
xc						
xc						
xcii						
xciii						
xciv						
xcv						
xcvi						
xcvii						
xcviii						

Debtor's Name LaVie Care Centers, LLC (Group 2)

Case No. 24-55507

	xcix					
	c					
c.	All professional fees and expenses (debtor & committees)					

Part 6: Postpetition Taxes	Current Month	Cumulative
a. Postpetition income taxes accrued (local, state, and federal)	\$0	\$0
b. Postpetition income taxes paid (local, state, and federal)	\$0	\$0
c. Postpetition employer payroll taxes accrued	\$0	\$-10,224
d. Postpetition employer payroll taxes paid	\$0	\$4,154
e. Postpetition property taxes paid	\$0	\$0
f. Postpetition other taxes accrued (local, state, and federal)	\$9,644	\$-32,861
g. Postpetition other taxes paid (local, state, and federal)	\$607	\$9,227

**Part 7: Questionnaire - During this reporting period:**

- a. Were any payments made on prepetition debt? (if yes, see Instructions) Yes  No
- b. Were any payments made outside the ordinary course of business without court approval? (if yes, see Instructions) Yes  No
- c. Were any payments made to or on behalf of insiders? Yes  No
- d. Are you current on postpetition tax return filings? Yes  No
- e. Are you current on postpetition estimated tax payments? Yes  No
- f. Were all trust fund taxes remitted on a current basis? Yes  No
- g. Was there any postpetition borrowing, other than trade credit? (if yes, see Instructions) Yes  No
- h. Were all payments made to or on behalf of professionals approved by the court? Yes  No  N/A
- i. Do you have:
  - Worker's compensation insurance? Yes  No
  - If yes, are your premiums current? Yes  No  N/A  (if no, see Instructions)
  - Casualty/property insurance? Yes  No
  - If yes, are your premiums current? Yes  No  N/A  (if no, see Instructions)
  - General liability insurance? Yes  No
  - If yes, are your premiums current? Yes  No  N/A  (if no, see Instructions)
- j. Has a plan of reorganization been filed with the court? Yes  No
- k. Has a disclosure statement been filed with the court? Yes  No
- l. Are you current with quarterly U.S. Trustee fees as set forth under 28 U.S.C. § 1930? Yes  No



Debtor's Name LaVie Care Centers, LLC (Group 2)

Case No. 24-55507

**Part 8: Individual Chapter 11 Debtors (Only)**

a. Gross income (receipts) from salary and wages	\$0
b. Gross income (receipts) from self-employment	\$0
c. Gross income from all other sources	\$0
d. Total income in the reporting period (a+b+c)	\$0
e. Payroll deductions	\$0
f. Self-employment related expenses	\$0
g. Living expenses	\$0
h. All other expenses	\$0
i. Total expenses in the reporting period (e+f+g+h)	\$0
j. Difference between total income and total expenses (d-i)	\$0
k. List the total amount of all postpetition debts that are past due	\$0
l. Are you required to pay any Domestic Support Obligations as defined by 11 U.S.C § 101(14A)?	Yes <input type="radio"/> No <input checked="" type="radio"/>
m. If yes, have you made all Domestic Support Obligation payments?	Yes <input type="radio"/> No <input type="radio"/> N/A <input checked="" type="radio"/>


**Privacy Act Statement**

28 U.S.C. § 589b authorizes the collection of this information, and provision of this information is mandatory under 11 U.S.C. §§ 704, 1106, and 1107. The United States Trustee will use this information to calculate statutory fee assessments under 28 U.S.C. § 1930(a)(6). The United States Trustee will also use this information to evaluate a chapter 11 debtor's progress through the bankruptcy system, including the likelihood of a plan of reorganization being confirmed and whether the case is being prosecuted in good faith. This information may be disclosed to a bankruptcy trustee or examiner when the information is needed to perform the trustee's or examiner's duties or to the appropriate federal, state, local, regulatory, tribal, or foreign law enforcement agency when the information indicates a violation or potential violation of law. Other disclosures may be made for routine purposes. For a discussion of the types of routine disclosures that may be made, you may consult the Executive Office for United States Trustee's systems of records notice, UST-001, "Bankruptcy Case Files and Associated Records." See 71 Fed. Reg. 59,818 et seq. (Oct. 11, 2006). A copy of the notice may be obtained at the following link: [http://www.justice.gov/ust/eo/rules\\_regulations/index.htm](http://www.justice.gov/ust/eo/rules_regulations/index.htm). Failure to provide this information could result in the dismissal or conversion of your bankruptcy case or other action by the United States Trustee. 11 U.S.C. § 1112(b)(4)(F).


**I declare under penalty of perjury that the foregoing Monthly Operating Report and its supporting documentation are true and correct and that I have been authorized to sign this report on behalf of the estate.**

/s/ M. Benjamin Jones  
 Signature of Responsible Party  
Chief Restructuring Officer  
 Title


M. Benjamin Jones  
 Printed Name of Responsible Party  
09/30/2024  
 Date




PageOnePartOne



PageOnePartTwo




PageTwoPartOne




PageTwoPartTwo

Debtor's Name LaVie Care Centers, LLC (Group 2)


Case No. 24-55507




Bankruptcy1to50



Bankruptcy51to100




NonBankruptcy1to50




NonBankruptcy51to100

Debtor's Name LaVie Care Centers, LLC (Group 2)

Case No. 24-55507



PageThree



PageFour

LaVie Care Centers, LLC, et al.,  
 Case No. 24-55507  
 Group 2 - Schedule of Entities  
 As of August 31, 2024

#	Case ID	Debtor Entity	#	Case ID	Debtor Entity
1	24-55568	Brentwood Meadow Health Care Associates, LLC	53	24-55598	1820 Shore Drive Operations LLC
2	24-55561	Donegan Square Health Care Associates, LLC	54	24-55559	Bossier HealthCare, LLC
3	24-55570	Edinborough Square Health Care Associates, LLC	55	24-55672	Ferriday HealthCare, LLC
4	24-55717	9355 San Jose Boulevard Operations LLC	56	24-55732	Franklinton HealthCare, LLC
5	24-55693	6305 Cortez Road West Operations LLC	57	24-55743	Garden Court HealthCare, LLC
6	24-55579	1465 Oakfield Drive Operations LLC	58	24-55551	Baya Nursing and Rehabilitation, LLC
7	24-55514	216 Santa Barbara Boulevard Operations LLC	59	24-55584	Osprey Nursing and Rehabilitation, LLC
8	24-55664	3825 Countryside Boulevard Operations LLC	60	24-55714	Floridian Facility Operations, LLC
9	24-55721	10040 Hillview Road Operations LLC	61	24-55576	Lakeland Facility Operations, LLC
10	24-55605	1851 Elkcarn Boulevard Operations LLC	62	24-55587	Vero Beach Facility Operations, LLC
11	24-55512	195 Mattie M. Kelly Boulevard Operations LLC	63	24-55736	North Fort Myers Facility Operations, LLC
12	24-55577	1445 Howell Avenue Operations LLC	64	24-55658	West Palm Beach Facility Operations, LLC
13	24-55583	1507 South Tuttle Avenue Operations LLC	65	24-55719	New Port Richey Facility Operations, LLC
14	24-55529	626 North Tyndall Parkway Operations LLC	66	24-55695	Miami Facility Operations, LLC
15	24-55571	1111 Drury Lane Operations LLC	67	24-55563	Brandon Facility Operations, LLC
16	24-55660	3735 Evans Avenue Operations LLC	68	24-55574	Lake Parker Facility Operations, LLC
17	24-55521	518 West Fletcher Avenue Operations LLC	69	24-55691	Melbourne Facility Operations, LLC
18	24-55524	611 South 13th Street Operations LLC	70	24-55654	West Altamonte Facility Operations, LLC
19	24-55596	1615 Miami Road Operations LLC	71	24-55637	Pensacola Facility Operations, LLC
20	24-55624	2333 North Brentwood Circle Operations LLC	72	24-55777	Tallahassee Facility Operations, LLC
21	24-55562	1026 Albee Farm Road Operations LLC	73	24-55555	Bayonet Point Facility Operations, LLC
22	24-55554	777 Ninth Street North Operations LLC	74	24-55531	Jacksonville Facility Operations, LLC
23	24-55656	3101 Ginger Drive Operations LLC	75	24-55569	Kissimmee Facility Operations, LLC
24	24-55575	1120 West Donegan Avenue Operations LLC	76	24-55545	Orange Park Facility Operations, LLC
25	24-55546	710 North Sun Drive Operations LLC	77	24-55697	Port Charlotte Facility Operations, LLC
26	24-55558	1010 Carpenters Way Operations LLC	78	24-55748	Safety Harbor Facility Operations, LLC
27	24-55707	9035 Bryan Dairy Road Operations LLC	79	24-55753	Sarasota Facility Operations, LLC
28	24-55634	2826 Cleveland Avenue Operations LLC	80	24-55763	St. Petersburg Facility Operations, LLC
29	24-55509	125 Alma Boulevard Operations LLC	81	24-55785	Winter Haven Facility Operations, LLC
30	24-55700	6700 NW 10th Place Operations LLC	82	24-55767	Green Cove Facility Operations, LLC
31	24-55518	500 South Hospital Drive Operations LLC	83	24-55644	Perry Facility Operations, LLC
32	24-55689	5405 Babcock Street Operations LLC	84	24-55594	Envoy of Alexandria, LLC
33	24-55653	3001 Palm Coast Parkway Operations LLC	85	24-55604	Envoy of Forest Hills, LLC
34	24-55629	2401 NE 2nd Street Operations LLC	86	24-55611	Envoy of Fork Union, LLC
35	24-55684	4641 Old Canoe Creek Road Operations LLC	87	24-55615	Envoy of Goochland, LLC
36	24-55704	7950 Lake Underhill Road Operations LLC	88	24-55618	Envoy of Lawrenceville, LLC
37	24-55675	3920 Rosewood Way Operations LLC	89	24-55628	Envoy of Richmond, LLC
38	24-55535	650 Reed Canal Road Operations LLC	90	24-55638	Envoy of Staunton, LLC
39	24-55567	1061 Virginia Street Operations LLC	91	24-55643	Envoy of Williamsburg, LLC
40	24-55730	12170 Cortez Boulevard Operations LLC	92	24-55649	Envoy of Winchester, LLC
41	24-55641	2916 Habana Way Operations LLC	93	24-55652	Envoy of Woodbridge, LLC
42	24-55589	1550 Jess Parrish Court Operations LLC	94	24-55527	Country Meadow Facility Operations, LLC
43	24-55680	4200 Washington Street Operations LLC	95	24-55581	Legends Facility Operations, LLC
44	24-55686	5065 Wallis Road Operations LLC	96	24-55774	Susquehanna Village Facility Operations, LLC
45	24-55734	15204 West Colonial Drive Operations LLC	97	24-55633	Envoy of Somerset, LLC
46	24-55550	741 South Beneva Road Operations LLC			
47	24-55542	702 South Kings Avenue Operations LLC			
48	24-55657	3110 Oakbridge Boulevard Operations LLC			
49	24-55711	9311 South Orange Blossom Trail Operations LLC			
50	24-55645	2939 South Haverhill Road Operations LLC			
51	24-55696	6414 13th Road South Operations LLC			
52	24-55616	Catalina Gardens Health Care Associates, LLC			

LaVie Care Centers, LLC, et al.,  
 Case No. 24-55507  
 Group 2 - Schedule of Cash Receipts and Disbursements  
 As of August 31, 2024

#	Case ID	Debtor Entity	Beginning Balance	Deposits	Interco Credits	Debits	Interco Debits	New Operator Debits	Ending Balance
1	24-55568	Brentwood Meadow Health Care Associates, LLC	-	-	-	-	-	-	-
2	24-55561	Donegan Square Health Care Associates, LLC	-	32,030	-	-	(32,030)	-	-
3	24-55570	Edinborough Square Health Care Associates, LLC	-	-	-	-	-	-	-
4	24-55717	9355 San Jose Boulevard Operations LLC	-	72,938	-	-	(72,938)	-	-
5	24-55693	6305 Cortez Road West Operations LLC	-	96,105	-	-	(96,105)	-	-
6	24-55579	1465 Oakfield Drive Operations LLC	-	351,575	-	-	(351,575)	-	-
7	24-55514	216 Santa Barbara Boulevard Operations LLC	-	67,679	-	-	(67,679)	-	-
8	24-55664	3825 Countryside Boulevard Operations LLC	-	220,395	-	-	(220,395)	-	-
9	24-55721	10040 Hillview Road Operations LLC	-	40,397	-	-	(40,397)	-	-
10	24-55605	1851 Elkcam Boulevard Operations LLC	-	231,307	-	-	(231,307)	-	-
11	24-55512	195 Mattie M. Kelly Boulevard Operations LLC	-	-	-	-	-	-	-
12	24-55577	1445 Howell Avenue Operations LLC	-	126,907	-	-	(126,907)	-	-
13	24-55583	1507 South Tuttle Avenue Operations LLC	-	29,083	-	-	(29,083)	-	-
14	24-55529	626 North Tyndall Parkway Operations LLC	-	119,581	-	-	(119,581)	-	-
15	24-55571	1111 Drury Lane Operations LLC	-	129,478	-	-	(129,478)	-	-
16	24-55660	3735 Evans Avenue Operations LLC	-	78,824	-	-	(78,824)	-	-
17	24-55521	518 West Fletcher Avenue Operations LLC	-	412,998	-	-	(412,998)	-	-
18	24-55524	611 South 13th Street Operations LLC	-	86,547	-	-	(86,547)	-	-
19	24-55596	1615 Miami Road Operations LLC	-	29,610	-	-	(29,610)	-	-
20	24-55624	2333 North Brentwood Circle Operations LLC	-	51,484	-	-	(51,484)	-	-
21	24-55562	1026 Albee Farm Road Operations LLC	-	47,863	-	-	(47,863)	-	0
22	24-55554	777 Ninth Street North Operations LLC	-	1,200	-	-	(1,200)	-	-
23	24-55656	3101 Ginger Drive Operations LLC	-	36,574	-	-	(36,574)	-	-
24	24-55575	1120 West Donegan Avenue Operations LLC	-	113,055	-	-	(113,055)	-	-
25	24-55546	710 North Sun Drive Operations LLC	-	219,263	-	-	(219,263)	-	-
26	24-55558	1010 Carpenters Way Operations LLC	-	363,572	-	-	(363,572)	-	-
27	24-55707	9035 Bryan Dairy Road Operations LLC	-	79,768	-	-	(79,768)	-	-
28	24-55634	2826 Cleveland Avenue Operations LLC	-	-	-	-	-	-	-
29	24-55509	125 Alma Boulevard Operations LLC	-	137,654	-	-	(137,654)	-	-
30	24-55700	6700 NW 10th Place Operations LLC	-	76,928	-	-	(76,928)	-	-
31	24-55518	500 South Hospital Drive Operations LLC	-	121,337	-	-	(121,337)	-	0
32	24-55689	5405 Babcock Street Operations LLC	-	63,789	-	-	(63,789)	-	-
33	24-55653	3001 Palm Coast Parkway Operations LLC	-	151,582	-	-	(151,582)	-	-
34	24-55629	2401 NE 2nd Street Operations LLC	-	19,637	-	-	(19,637)	-	-
35	24-55684	4641 Old Canoe Creek Road Operations LLC	-	99,203	-	-	(99,203)	-	-
36	24-55704	7950 Lake Underhill Road Operations LLC	-	593,557	-	-	(593,557)	-	-
37	24-55675	3920 Rosewood Way Operations LLC	-	173,919	-	-	(173,919)	-	-
38	24-55535	650 Reed Canal Road Operations LLC	-	18,158	-	-	(18,158)	-	-
39	24-55567	1061 Virginia Street Operations LLC	-	47,567	-	-	(47,567)	-	-
40	24-55730	12170 Cortez Boulevard Operations LLC	-	456,105	-	-	(456,105)	-	-
41	24-55641	2916 Habana Way Operations LLC	-	433,899	-	-	(433,899)	-	-
42	24-55589	1550 Jess Parrish Court Operations LLC	-	117,064	-	-	(117,064)	-	-
43	24-55680	4200 Washington Street Operations LLC	-	202,905	-	-	(202,905)	-	0
44	24-55686	5065 Wallis Road Operations LLC	-	37,753	-	-	(37,753)	-	-
45	24-55734	15204 West Colonial Drive Operations LLC	-	91,299	-	-	(91,299)	-	-
46	24-55550	741 South Beneva Road Operations LLC	-	107,732	-	-	(107,732)	-	-
47	24-55542	702 South Kings Avenue Operations LLC	-	431,009	-	-	(431,009)	-	-
48	24-55657	3110 Oakbridge Boulevard Operations LLC	-	-	-	-	-	-	-
49	24-55711	9311 South Orange Blossom Trail Operations LLC	-	15,727	-	-	(15,727)	-	-
50	24-55645	2939 South Haverhill Road Operations LLC	-	71,438	-	-	(71,438)	-	-
51	24-55696	6414 13th Road South Operations LLC	-	73,967	-	-	(73,967)	-	-
52	24-55616	Catalina Gardens Health Care Associates, LLC	-	-	-	-	-	-	-
53	24-55598	1820 Shore Drive Operations LLC	-	26,319	-	-	(26,319)	-	-
54	24-55559	Bossier HealthCare, LLC	-	361,002	-	-	(361,002)	-	-
55	24-55672	Ferriday HealthCare, LLC	-	1,711	-	-	(1,711)	-	-
56	24-55732	Franklinton HealthCare, LLC	-	32,894	-	-	(32,894)	-	-
57	24-55743	Garden Court HealthCare, LLC	-	209,380	-	-	(209,380)	-	-
58	24-55551	Baya Nursing and Rehabilitation, LLC	51,415	471,307	466,227	(529)	(964,227)	-	24,193
59	24-55584	Osprey Nursing and Rehabilitation, LLC	95,186	567,023	565,953	(278)	(1,174,953)	-	52,930
60	24-55714	Floridian Facility Operations, LLC	6,438	931,772	-	-	(938,210)	-	-
61	24-55576	Lakeland Facility Operations, LLC	-	-	-	-	-	-	-
62	24-55587	Vero Beach Facility Operations, LLC	-	-	-	-	-	-	-
63	24-55736	North Fort Myers Facility Operations, LLC	-	68,782	-	-	(68,782)	-	-
64	24-55658	West Palm Beach Facility Operations, LLC	-	-	-	-	-	-	-
65	24-55719	New Port Richey Facility Operations, LLC	-	-	-	-	-	-	-
66	24-55695	Miami Facility Operations, LLC	-	-	-	-	-	-	-
67	24-55563	Brandon Facility Operations, LLC	-	-	-	-	-	-	-
68	24-55574	Lake Parker Facility Operations, LLC	-	-	-	-	-	-	-
69	24-55691	Melbourne Facility Operations, LLC	-	-	-	-	-	-	-
70	24-55654	West Altamonte Facility Operations, LLC	-	87,110	-	-	(87,110)	-	-
71	24-55637	Pensacola Facility Operations, LLC	-	-	-	-	-	-	-
72	24-55777	Tallahassee Facility Operations, LLC	-	108,086	-	-	(108,086)	-	-
73	24-55555	Bayonet Point Facility Operations, LLC	-	6,333	-	-	(6,333)	-	-

LaVie Care Centers, LLC, et al.,  
 Case No. 24-55507  
 Group 2 - Schedule of Cash Receipts and Disbursements  
 As of August 31, 2024

#	Case ID	Debtor Entity	Beginning Balance	Deposits	Interco Credits	Debits	Interco Debits	New Operator Debits	Ending Balance
74	24-55531	Jacksonville Facility Operations, LLC	-	171,292	-	-	(171,292)	-	-
75	24-55569	Kissimmee Facility Operations, LLC	-	14	-	-	(14)	-	-
76	24-55545	Orange Park Facility Operations, LLC	-	44,139	-	-	(44,139)	-	-
77	24-55697	Port Charlotte Facility Operations, LLC	-	5,000	-	-	(5,000)	-	-
78	24-55748	Safety Harbor Facility Operations, LLC	-	88,956	-	-	(88,956)	-	-
79	24-55753	Sarasota Facility Operations, LLC	-	-	-	-	-	-	-
80	24-55763	St. Petersburg Facility Operations, LLC	-	34,015	-	-	(34,015)	-	-
81	24-55785	Winter Haven Facility Operations, LLC	-	-	-	-	-	-	-
82	24-55767	Green Cove Facility Operations, LLC	-	99,619	-	-	(99,619)	-	-
83	24-55644	Perry Facility Operations, LLC	-	5,400	-	-	(5,400)	-	-
84	24-55594	Envoy of Alexandria, LLC	-	50,312	-	-	(50,312)	-	-
85	24-55604	Envoy of Forest Hills, LLC	-	5,765	-	-	(5,765)	-	-
86	24-55611	Envoy of Fork Union, LLC	-	-	-	-	-	-	-
87	24-55615	Envoy of Goochland, LLC	-	15,202	200	-	(15,402)	-	-
88	24-55618	Envoy of Lawrenceville, LLC	-	223	-	-	(223)	-	-
89	24-55628	Envoy of Richmond, LLC	-	-	-	-	-	-	-
90	24-55638	Envoy of Staunton, LLC	-	-	-	-	-	-	-
91	24-55643	Envoy of Williamsburg, LLC	-	-	-	-	-	-	-
92	24-55649	Envoy of Winchester, LLC	-	-	-	-	-	-	-
93	24-55652	Envoy of Woodbridge, LLC	-	23,004	-	-	(23,004)	-	-
94	24-55527	Country Meadow Facility Operations, LLC	-	-	-	-	-	-	-
95	24-55581	Legends Facility Operations, LLC	-	-	-	-	-	-	-
96	24-55774	Susquehanna Village Facility Operations, LLC	-	-	-	-	-	-	-
97	24-55633	Envoy of Somerset, LLC	-	-	-	-	-	-	-
<b>Grand Total</b>			<b>\$ 153,038</b>	<b>\$ 9,995,126</b>	<b>\$ 1,032,380</b>	<b>\$ (808)</b>	<b>\$ (11,102,614)</b>	<b>\$ -</b>	<b>\$ 77,123</b>

**Notes:**

(1) Intercompany activity and disbursements to new operators offset receipts on MOR Part 1.

**LaVie Care Centers, LLC, et al.,**  
Case No. 24-55507  
Group 2 - Consolidated Balance Sheet  
As of August 31, 2024

Description	Balance
<b>Assets</b>	
<b>Current Assets:</b>	
Cash and cash equivalents	225,471
Accounts receivable, net	7,088,223
Est third-party receivable	2,569,817
Prepaid exp and other current	4,020,030
Due from affiliate, current	5,779,791,640
Current portion of res cash	-
<b>Total current assets</b>	<b>5,793,695,181</b>
Fixed assets, net	-
Due from affiliate	4,716
Goodwill	-
Deposits and other assets	220,985
Restricted cash, less current	-
<b>Total Assets</b>	<b>5,793,920,882</b>
<b>Liabilities and equity</b>	
<b>Current liabilities:</b>	
Accounts payable & accrued exp	29,700,021
Accrued payroll	(135,194)
Long-term debt, current	-
Capital lease obligations, cur	-
Est third-party settlements	6,089,151
Due to affiliates, current	70,673,061
Revolving lines of credit	-
Insurance reserve payable	-
Other current liabilities	2,000
<b>Total current liabilities</b>	<b>106,329,039</b>
Insurance reserves, long-term	-
Long-term debt, net of current	-
Capital lease obligations, net	-
Due to affiliates, net of curre	5,655,860,392
Other liabilities	-
<b>Total Liabilities</b>	<b>5,762,189,431</b>
<b>Members' equity (deficiency)</b>	
Capital	11,895,361
Distributions	-
Accumulated Deficit	19,836,093
Non-controlling interest	-
<b>Total members' equity</b>	<b>31,731,454</b>
<b>Total liabilities and equity</b>	<b>5,793,920,885</b>



**LaVie Care Centers, LLC, et al.,**  
 Case No. 24-55507  
 Group 2 - Consolidated Profit Loss Statement  
 As of August 31, 2024

Description	Amount
Revenue	
Room and Board	3,574
Medicare Part B	15
Other Revenue	(881,183)
<b>Total Revenue</b>	<b>(877,594)</b>
Expenses	
Salaries and wages	215
Therapy	(61,350)
Pharmaceuticals	(2,230)
Purchased Services	111,906
Utilities	3,498
Insurance	163,629
Other Expense	63,854
Workers Compensation	49,534
Provider Tax	-
<b>Total Operating Expense</b>	<b>329,056</b>
Lease Expense-Base Rent	-
Contra Rent Exp-Capital Lease	-
<b>Total Lease Expense</b>	<b>-</b>
<b>Operating Income</b>	<b>(1,206,650)</b>
Depr-Leasehold & Equipment	-
Depr Capital Leases Building	-
Depr Capital Leases Equipment	-
<b>Total Depr &amp; Amortization</b>	<b>-</b>
Interest Expense-Debt	4,392
Interest Expense-Capital Lease	-
Interest Expense-Amorization	-
Interest Income	(325)
<b>Net Interest Expense</b>	<b>4,067</b>
<b>Inc before Taxes &amp; Ext. Items</b>	<b>(1,210,717)</b>
Discontinued operations	-
Other gains/losses	-
<b>Net Income</b>	<b>(1,210,717)</b>

**Notes:**

(1) Negative revenue relates to bad debt expense for divested facilities for the month of August

**LaVie Care Centers, LLC, et al.,**  
 Case No. 24-55507  
 Group 2 - Accounts Receivable Aging  
 As of August 31, 2024

#	Case ID	Debtor Entity	Net Accounts Receivable		
			< 90 Days	> 90 Days	Total
1	24-55568	Brentwood Meadow Health Care Associates, LLC	-	148,912.29	148,912.29
2	24-55561	Donegan Square Health Care Associates, LLC	-	(27,147.96)	(27,147.96)
3	24-55570	Edinburgh Square Health Care Associates, LLC	-	9,876.14	9,876.14
4	24-55717	9355 San Jose Boulevard Operations LLC	-	98,077.64	98,077.64
5	24-55693	6305 Cortez Road West Operations LLC	-	137,641.39	137,641.39
6	24-55579	1465 Oakfield Drive Operations LLC	-	903,363.61	903,363.61
7	24-55514	216 Santa Barbara Boulevard Operations LLC	-	58,897.00	58,897.00
8	24-55664	3825 Countryside Boulevard Operations LLC	-	164,561.63	164,561.63
9	24-55721	10040 Hillview Road Operations LLC	-	67,648.13	67,648.13
10	24-55605	1851 Elkcam Boulevard Operations LLC	-	18,844.73	18,844.73
11	24-55512	195 Mattie M. Kelly Boulevard Operations LLC	-	18,688.47	18,688.47
12	24-55577	1445 Howell Avenue Operations LLC	-	908,288.34	908,288.34
13	24-55583	1507 South Tuttle Avenue Operations LLC	-	94,803.60	94,803.60
14	24-55529	626 North Tyndall Parkway Operations LLC	-	108,560.06	108,560.06
15	24-55571	1111 Drury Lane Operations LLC	-	94,681.55	94,681.55
16	24-55660	3735 Evans Avenue Operations LLC	-	132,807.68	132,807.68
17	24-55521	518 West Fletcher Avenue Operations LLC	-	70,338.34	70,338.34
18	24-55524	611 South 13th Street Operations LLC	0.01	195,981.87	195,981.88
19	24-55596	1615 Miami Road Operations LLC	-	86,488.82	86,488.82
20	24-55624	2333 North Brentwood Circle Operations LLC	-	180,469.12	180,469.12
21	24-55562	1026 Albee Farm Road Operations LLC	-	69,688.50	69,688.50
22	24-55554	777 Ninth Street North Operations LLC	-	163,549.11	163,549.11
23	24-55656	3101 Ginger Drive Operations LLC	-	196,737.37	196,737.37
24	24-55575	1120 West Donegan Avenue Operations LLC	-	104,330.63	104,330.63
25	24-55546	710 North Sun Drive Operations LLC	-	327,846.87	327,846.87
26	24-55558	1010 Carpenters Way Operations LLC	-	202,805.45	202,805.45
27	24-55707	9035 Bryan Dairy Road Operations LLC	(63.00)	236,426.20	236,363.20
28	24-55634	2826 Cleveland Avenue Operations LLC	-	(18,036.19)	(18,036.19)
29	24-55509	125 Alma Boulevard Operations LLC	-	58,074.83	58,074.83
30	24-55700	6700 NW 10th Place Operations LLC	-	(36,513.80)	(36,513.80)
31	24-55518	500 South Hospital Drive Operations LLC	-	94,782.77	94,782.77
32	24-55689	5405 Babcock Street Operations LLC	-	66,297.24	66,297.24
33	24-55653	3001 Palm Coast Parkway Operations LLC	-	17,684.61	17,684.61
34	24-55629	2401 NE 2nd Street Operations LLC	-	(14,696.81)	(14,696.81)
35	24-55684	4641 Old Canoe Creek Road Operations LLC	-	196,065.42	196,065.42
36	24-55704	7950 Lake Underhill Road Operations LLC	-	153,136.47	153,136.47
37	24-55675	3920 Rosewood Way Operations LLC	-	176,168.89	176,168.89
38	24-55535	650 Reed Canal Road Operations LLC	-	38,886.64	38,886.64
39	24-55567	1061 Virginia Street Operations LLC	-	124,733.61	124,733.61
40	24-55730	12170 Cortez Boulevard Operations LLC	-	195,000.93	195,000.93

**LaVie Care Centers, LLC, et al.,**  
 Case No. 24-55507  
 Group 2 - Accounts Receivable Aging  
 As of August 31, 2024

#	Case ID	Debtor Entity	Net Accounts Receivable		
			< 90 Days	> 90 Days	Total
41	24-55641	2916 Habana Way Operations LLC	-	166,229.36	166,229.36
42	24-55589	1550 Jess Parrish Court Operations LLC	-	(56,411.30)	(56,411.30)
43	24-55680	4200 Washington Street Operations LLC	-	60,592.90	60,592.90
44	24-55686	5065 Wallis Road Operations LLC	-	49,229.09	49,229.09
45	24-55734	15204 West Colonial Drive Operations LLC	-	54,130.68	54,130.68
46	24-55550	741 South Beneva Road Operations LLC	-	266,572.54	266,572.54
47	24-55542	702 South Kings Avenue Operations LLC	-	286,473.67	286,473.67
48	24-55657	3110 Oakbridge Boulevard Operations LLC	-	112,866.93	112,866.93
49	24-55711	9311 South Orange Blossom Trail Operations LLC	-	3,576.09	3,576.09
50	24-55645	2939 South Haverhill Road Operations LLC	-	230,149.21	230,149.21
51	24-55696	6414 13th Road South Operations LLC	-	190,025.31	190,025.31
52	24-55616	Catalina Gardens Health Care Associates, LLC	-	(6,065.25)	(6,065.25)
53	24-55598	1820 Shore Drive Operations LLC	-	155,296.21	155,296.21
54	24-55559	Bossier HealthCare, LLC	-	5,462.18	5,462.18
55	24-55672	Ferriday HealthCare, LLC	-	21,965.25	21,965.25
56	24-55732	Franklinton HealthCare, LLC	-	(2,692.88)	(2,692.88)
57	24-55743	Garden Court HealthCare, LLC	-	409.15	409.15
58	24-55551	Baya Nursing and Rehabilitation, LLC	-	136,059.12	136,059.12
59	24-55584	Osprey Nursing and Rehabilitation, LLC	-	35,974.89	35,974.89
60	24-55714	Floridian Facility Operations, LLC	-	239,105.43	239,105.43
61	24-55576	Lakeland Facility Operations, LLC	-	(64,068.33)	(64,068.33)
62	24-55587	Vero Beach Facility Operations, LLC	-	(345,956.17)	(345,956.17)
63	24-55736	North Fort Myers Facility Operations, LLC	-	129,494.94	129,494.94
64	24-55658	West Palm Beach Facility Operations, LLC	-	(9,342.55)	(9,342.55)
65	24-55719	New Port Richey Facility Operations, LLC	-	(49,755.25)	(49,755.25)
66	24-55695	Miami Facility Operations, LLC	-	(95,163.94)	(95,163.94)
67	24-55563	Brandon Facility Operations, LLC	-	(526,089.78)	(526,089.78)
68	24-55574	Lake Parker Facility Operations, LLC	-	(51,690.27)	(51,690.27)
69	24-55691	Melbourne Facility Operations, LLC	-	(53,660.57)	(53,660.57)
70	24-55654	West Altamonte Facility Operations, LLC	-	(1,954.47)	(1,954.47)
71	24-55637	Pensacola Facility Operations, LLC	-	(194,997.84)	(194,997.84)
72	24-55777	Tallahassee Facility Operations, LLC	-	145,377.64	145,377.64
73	24-55555	Bayonet Point Facility Operations, LLC	-	(8,976.17)	(8,976.17)
74	24-55531	Jacksonville Facility Operations, LLC	-	60,288.90	60,288.90
75	24-55569	Kissimmee Facility Operations, LLC	-	(22,948.46)	(22,948.46)
76	24-55545	Orange Park Facility Operations, LLC	-	66,536.44	66,536.44
77	24-55697	Port Charlotte Facility Operations, LLC	-	51,641.55	51,641.55
78	24-55748	Safety Harbor Facility Operations, LLC	-	186,663.95	186,663.95
79	24-55753	Sarasota Facility Operations, LLC	-	(21,593.60)	(21,593.60)
80	24-55763	St. Petersburg Facility Operations, LLC	-	130,967.40	130,967.40

**LaVie Care Centers, LLC, et al.,**  
 Case No. 24-55507  
 Group 2 - Accounts Receivable Aging  
 As of August 31, 2024

#	Case ID	Debtor Entity	Net Accounts Receivable		
			< 90 Days	> 90 Days	Total
81	24-55785	Winter Haven Facility Operations, LLC	-	(284,942.02)	(284,942.02)
82	24-55767	Green Cove Facility Operations, LLC	-	113,704.90	113,704.90
83	24-55644	Perry Facility Operations, LLC	-	87,043.64	87,043.64
84	24-55594	Envoy of Alexandria, LLC	-	12,838.10	12,838.10
85	24-55604	Envoy of Forest Hills, LLC	-	(107,902.15)	(107,902.15)
86	24-55611	Envoy of Fork Union, LLC	-	27,399.53	27,399.53
87	24-55615	Envoy of Goochland, LLC	-	27,640.47	27,640.47
88	24-55618	Envoy of Lawrenceville, LLC	-	14,372.74	14,372.74
89	24-55628	Envoy of Richmond, LLC	-	(42,582.73)	(42,582.73)
90	24-55638	Envoy of Staunton, LLC	-	35,974.71	35,974.71
91	24-55643	Envoy of Williamsburg, LLC	-	31,910.02	31,910.02
92	24-55649	Envoy of Winchester, LLC	-	361.97	361.97
93	24-55652	Envoy of Woodbridge, LLC	-	42,013.17	42,013.17
94	24-55527	Country Meadow Facility Operations, LLC	-	-	-
95	24-55581	Legends Facility Operations, LLC	-	-	-
96	24-55774	Susquehanna Village Facility Operations, LLC	-	(1,872.26)	(1,872.26)
97	24-55633	Envoy of Somerset, LLC	-	33,852.69	33,852.69
<b>Total</b>			<b>(62.99)</b>	<b>7,088,285.97</b>	<b>7,088,222.98</b>

**Notes:**

(1) Negative AR related to bad debt balances exceeding gross AR

LaVie Care Centers, LLC, et al.,  
 Case No. 24-55507  
 Group 2 - Postpetition Accounts Payable Aging  
 As of August 31, 2024

#	Case ID	Debtor Entity	Net Accounts Payable						Total
			0-30	31-60	61-90	91-120	120-150	151+	
1	24-55568	Brentwood Meadow Health Care Associates, LLC	-	-	190.22	-	-	-	190.22
2	24-55561	Donegan Square Health Care Associates, LLC	-	-	190.22	-	-	-	190.22
3	24-55570	Edinborough Square Health Care Associates, LLC	-	-	190.22	-	-	-	190.22
4	24-55717	9355 San Jose Boulevard Operations LLC	-	-	190.22	-	-	-	190.22
5	24-55693	6305 Cortez Road West Operations LLC	-	-	190.22	-	-	-	190.22
6	24-55579	1465 Oakfield Drive Operations LLC	-	-	190.22	-	-	-	190.22
7	24-55514	216 Santa Barbara Boulevard Operations LLC	-	-	190.22	-	-	-	190.22
8	24-55664	3825 Countryside Boulevard Operations LLC	-	-	190.22	-	-	-	190.22
9	24-55721	10040 Hillview Road Operations LLC	-	-	190.22	-	-	-	190.22
10	24-55605	1851 Elkcam Boulevard Operations LLC	-	-	190.22	-	-	-	190.22
11	24-55512	195 Mattie M. Kelly Boulevard Operations LLC	-	-	190.22	-	-	-	190.22
12	24-55577	1445 Howell Avenue Operations LLC	-	-	190.22	-	-	-	190.22
13	24-55583	1507 South Tuttle Avenue Operations LLC	-	-	190.22	-	-	-	190.22
14	24-55529	626 North Tyndall Parkway Operations LLC	-	-	190.22	-	-	-	190.22
15	24-55571	1111 Drury Lane Operations LLC	-	-	190.22	-	-	-	190.22
16	24-55660	3735 Evans Avenue Operations LLC	-	-	190.22	-	-	-	190.22
17	24-55521	518 West Fletcher Avenue Operations LLC	-	-	190.22	-	-	-	190.22
18	24-55524	611 South 13th Street Operations LLC	-	-	190.22	-	-	-	190.22
19	24-55596	1615 Miami Road Operations LLC	-	-	190.22	-	-	-	190.22
20	24-55624	2333 North Brentwood Circle Operations LLC	-	-	190.22	-	-	-	190.22
21	24-55562	1026 Albee Farm Road Operations LLC	-	-	190.22	-	-	-	190.22
22	24-55554	777 Ninth Street North Operations LLC	774.89	-	190.22	-	-	-	965.11
23	24-55656	3101 Ginger Drive Operations LLC	-	-	190.22	-	-	-	190.22
24	24-55575	1120 West Donegan Avenue Operations LLC	-	-	190.22	-	-	-	190.22
25	24-55546	710 North Sun Drive Operations LLC	-	-	190.22	-	-	-	190.22
26	24-55558	1010 Carpenters Way Operations LLC	-	-	190.22	-	-	-	190.22
27	24-55707	9035 Bryan Dairy Road Operations LLC	-	-	190.22	-	-	-	190.22
28	24-55634	2826 Cleveland Avenue Operations LLC	-	-	190.22	-	-	-	190.22
29	24-55509	125 Alma Boulevard Operations LLC	-	-	190.22	-	-	-	190.22
30	24-55700	6700 NW 10th Place Operations LLC	-	-	190.22	-	-	-	190.22
31	24-55518	500 South Hospital Drive Operations LLC	-	-	190.22	-	-	-	190.22
32	24-55689	5405 Babcock Street Operations LLC	-	-	190.22	-	-	-	190.22
33	24-55653	3001 Palm Coast Parkway Operations LLC	-	-	190.22	-	-	-	190.22
34	24-55629	2401 NE 2nd Street Operations LLC	-	-	190.22	-	-	-	190.22
35	24-55684	4641 Old Canoe Creek Road Operations LLC	98.00	-	190.22	-	-	-	288.22
36	24-55704	7950 Lake Underhill Road Operations LLC	-	-	190.22	-	-	-	190.22
37	24-55675	3920 Rosewood Way Operations LLC	-	-	190.22	-	-	-	190.22
38	24-55535	650 Reed Canal Road Operations LLC	-	-	190.22	-	-	-	190.22
39	24-55567	1061 Virginia Street Operations LLC	-	-	190.22	-	-	-	190.22
40	24-55730	12170 Cortez Boulevard Operations LLC	-	-	190.22	-	-	-	190.22
41	24-55641	2916 Habana Way Operations LLC	-	-	190.22	-	-	-	190.22
42	24-55589	1550 Jess Parrish Court Operations LLC	-	-	190.22	-	-	-	190.22
43	24-55680	4200 Washington Street Operations LLC	-	-	190.22	-	-	-	190.22
44	24-55686	5065 Wallis Road Operations LLC	-	-	190.22	-	-	-	190.22
45	24-55734	15204 West Colonial Drive Operations LLC	-	-	190.22	-	-	-	190.22
46	24-55550	741 South Beneva Road Operations LLC	-	-	380.44	-	-	-	380.44
47	24-55542	702 South Kings Avenue Operations LLC	-	-	190.22	-	-	-	190.22
48	24-55657	3110 Oakbridge Boulevard Operations LLC	-	-	-	-	-	-	-
49	24-55711	9311 South Orange Blossom Trail Operations LLC	-	-	190.22	-	-	-	190.22
50	24-55645	2939 South Haverhill Road Operations LLC	-	-	190.22	-	-	-	190.22
51	24-55696	6414 13th Road South Operations LLC	-	-	190.22	-	-	-	190.22
52	24-55616	Catalina Gardens Health Care Associates, LLC	-	-	190.22	-	-	-	190.22
53	24-55598	1820 Shore Drive Operations LLC	-	-	190.22	-	-	-	190.22
54	24-55559	Bossier HealthCare, LLC	-	-	190.22	-	-	-	190.22
55	24-55672	Ferriday HealthCare, LLC	-	-	285.14	-	-	-	285.14
56	24-55732	Franklinton HealthCare, LLC	-	-	190.22	-	-	-	190.22
57	24-55743	Garden Court HealthCare, LLC	-	-	190.22	-	-	-	190.22
58	24-55551	Baya Nursing and Rehabilitation, LLC	9.22	-	190.22	-	-	-	199.44
59	24-55584	Osprey Nursing and Rehabilitation, LLC	48.28	-	190.22	-	-	-	238.50
60	24-55714	Floridian Facility Operations, LLC	-	-	190.22	-	-	-	190.22

LaVie Care Centers, LLC, et al.,  
 Case No. 24-55507  
 Group 2 - Postpetition Accounts Payable Aging  
 As of August 31, 2024

#	Case ID	Debtor Entity	Net Accounts Payable						Total
			0-30	31-60	61-90	91-120	120-150	151+	
61	24-55576	Lakeland Facility Operations, LLC	-	-	190.22	-	-	-	190.22
62	24-55587	Vero Beach Facility Operations, LLC	-	-	190.22	-	-	-	190.22
63	24-55736	North Fort Myers Facility Operations, LLC	-	-	(1,909.78)	-	-	-	(1,909.78)
64	24-55658	West Palm Beach Facility Operations, LLC	-	-	190.22	-	-	-	190.22
65	24-55719	New Port Richey Facility Operations, LLC	-	512.87	190.22	-	-	-	703.09
66	24-55695	Miami Facility Operations, LLC	-	-	190.22	-	-	-	190.22
67	24-55563	Brandon Facility Operations, LLC	-	-	190.22	-	-	-	190.22
68	24-55574	Lake Parker Facility Operations, LLC	-	-	190.22	-	-	-	190.22
69	24-55691	Melbourne Facility Operations, LLC	-	-	190.22	-	-	-	190.22
70	24-55654	West Altamonte Facility Operations, LLC	-	-	190.22	-	-	-	190.22
71	24-55637	Pensacola Facility Operations, LLC	-	-	190.22	-	-	-	190.22
72	24-55777	Tallahassee Facility Operations, LLC	-	-	190.22	-	-	-	190.22
73	24-55555	Bayonet Point Facility Operations, LLC	-	-	190.22	-	-	-	190.22
74	24-55531	Jacksonville Facility Operations, LLC	-	-	190.22	-	-	-	190.22
75	24-55569	Kissimmee Facility Operations, LLC	-	-	190.22	-	-	-	190.22
76	24-55545	Orange Park Facility Operations, LLC	-	-	190.22	-	-	-	190.22
77	24-55697	Port Charlotte Facility Operations, LLC	-	-	190.22	-	-	-	190.22
78	24-55748	Safety Harbor Facility Operations, LLC	-	-	190.22	-	-	-	190.22
79	24-55753	Sarasota Facility Operations, LLC	-	-	190.22	-	-	-	190.22
80	24-55763	St. Petersburg Facility Operations, LLC	-	-	190.22	-	-	-	190.22
81	24-55785	Winter Haven Facility Operations, LLC	-	-	190.22	-	-	-	190.22
82	24-55767	Green Cove Facility Operations, LLC	-	-	190.22	3.83	-	-	194.05
83	24-55644	Perry Facility Operations, LLC	-	-	190.22	-	-	-	190.22
84	24-55594	Envoy of Alexandria, LLC	-	-	190.21	-	-	-	190.21
85	24-55604	Envoy of Forest Hills, LLC	-	-	190.21	-	-	-	190.21
86	24-55611	Envoy of Fork Union, LLC	-	-	190.21	-	-	-	190.21
87	24-55615	Envoy of Goochland, LLC	-	-	190.21	-	-	-	190.21
88	24-55618	Envoy of Lawrenceville, LLC	-	-	190.21	-	-	-	190.21
89	24-55628	Envoy of Richmond, LLC	-	-	190.21	-	-	-	190.21
90	24-55638	Envoy of Staunton, LLC	-	-	190.21	-	-	-	190.21
91	24-55643	Envoy of Williamsburg, LLC	-	-	190.21	-	-	-	190.21
92	24-55649	Envoy of Winchester, LLC	-	-	190.21	-	-	-	190.21
93	24-55652	Envoy of Woodbridge, LLC	-	-	190.21	-	-	-	190.21
94	24-55527	Country Meadow Facility Operations, LLC	-	-	-	-	-	-	-
95	24-55581	Legends Facility Operations, LLC	-	-	-	-	-	-	-
96	24-55774	Susquehanna Village Facility Operations, LLC	-	-	-	-	-	-	-
97	24-55633	Envoy of Somerset, LLC	-	-	380.42	-	-	-	380.42
<b>Total</b>			<b>930.39</b>	<b>512.87</b>	<b>16,065.70</b>	<b>3.83</b>	-	-	<b>17,512.79</b>