

UNITED STATES BANKRUPTCY COURT

New Jersey DISTRICT OF New Jersey

In Re. Cyxtera Technologies Maryland, Inc.

§
§
§
§

Case No. 23-14866

Debtor(s)

Lead Case No. 23-14853

Jointly Administered

Monthly Operating Report

Chapter 11

Reporting Period Ended: 01/12/2024

Petition Date: 06/04/2023

Months Pending: 7

Industry Classification: 5 1 8 2

Reporting Method: Accrual Basis

Cash Basis

Debtor's Full-Time Employees (current):

0

Debtor's Full-Time Employees (as of date of order for relief):

0

Supporting Documentation (check all that are attached):

(For jointly administered debtors, any required schedules must be provided on a non-consolidated basis for each debtor)

- Statement of cash receipts and disbursements
Balance sheet containing the summary and detail of the assets, liabilities and equity (net worth) or deficit
Statement of operations (profit or loss statement)
Accounts receivable aging
Postpetition liabilities aging
Statement of capital assets
Schedule of payments to professionals
Schedule of payments to insiders
All bank statements and bank reconciliations for the reporting period
Description of the assets sold or transferred and the terms of the sale or transfer

/s/ Felice Yudkin

Signature of Responsible Party

02/21/2024

Date

Felice Yudkin

Printed Name of Responsible Party

Court Plaza North, 25 Main Street, Hackensack, NJ

07601

Address

STATEMENT: This Periodic Report is associated with an open bankruptcy case; therefore § 1320.4(a)(2) applies.



231485324022000000000016

Debtor's Name Cyxtera Technologies Maryland, Inc.

Case No. 23-14866

| Part 1: Cash Receipts and Disbursements | | Current Month | Cumulative |
|--|---|----------------------|-------------------|
| a. | Cash balance beginning of month | \$0 | |
| b. | Total receipts (net of transfers between accounts) | \$0 | \$0 |
| c. | Total disbursements (net of transfers between accounts) | \$0 | \$0 |
| d. | Cash balance end of month (a+b-c) | \$0 | |
| e. | Disbursements made by third party for the benefit of the estate | \$0 | \$0 |
| f. | Total disbursements for quarterly fee calculation (c+e) | \$0 | \$0 |
| Part 2: Asset and Liability Status | | Current Month | |
| (Not generally applicable to Individual Debtors. See Instructions.) | | | |
| a. | Accounts receivable (total net of allowance) | \$0 | |
| b. | Accounts receivable over 90 days outstanding (net of allowance) | \$0 | |
| c. | Inventory (Book <input checked="" type="radio"/> Market <input type="radio"/> Other <input type="radio"/> (attach explanation)) | \$0 | |
| d. | Total current assets | \$0 | |
| e. | Total assets | \$0 | |
| f. | Postpetition payables (excluding taxes) | \$0 | |
| g. | Postpetition payables past due (excluding taxes) | \$0 | |
| h. | Postpetition taxes payable | \$0 | |
| i. | Postpetition taxes past due | \$0 | |
| j. | Total postpetition debt (f+h) | \$0 | |
| k. | Prepetition secured debt | \$0 | |
| l. | Prepetition priority debt | \$0 | |
| m. | Prepetition unsecured debt | \$0 | |
| n. | Total liabilities (debt) (j+k+l+m) | \$0 | |
| o. | Ending equity/net worth (e-n) | \$0 | |
| Part 3: Assets Sold or Transferred | | Current Month | Cumulative |
| a. | Total cash sales price for assets sold/transferred outside the ordinary course of business | \$0 | \$0 |
| b. | Total payments to third parties incident to assets being sold/transferred outside the ordinary course of business | \$0 | \$0 |
| c. | Net cash proceeds from assets sold/transferred outside the ordinary course of business (a-b) | \$0 | \$0 |
| Part 4: Income Statement (Statement of Operations) | | Current Month | Cumulative |
| (Not generally applicable to Individual Debtors. See Instructions.) | | | |
| a. | Gross income/sales (net of returns and allowances) | \$0 | |
| b. | Cost of goods sold (inclusive of depreciation, if applicable) | \$0 | |
| c. | Gross profit (a-b) | \$0 | |
| d. | Selling expenses | \$0 | |
| e. | General and administrative expenses | \$0 | |
| f. | Other expenses | \$0 | |
| g. | Depreciation and/or amortization (not included in 4b) | \$0 | |
| h. | Interest | \$0 | |
| i. | Taxes (local, state, and federal) | \$0 | |
| j. | Reorganization items | \$0 | |
| k. | Profit (loss) | \$0 | \$0 |

Debtor's Name Cyxtera Technologies Maryland, Inc.

Case No. 23-14866

Part 5: Professional Fees and Expenses

| | | | Approved Current Month | Approved Cumulative | Paid Current Month | Paid Cumulative |
|----|---|------|------------------------|---------------------|--------------------|-----------------|
| a. | Debtor's professional fees & expenses (bankruptcy) <i>Aggregate Total</i> | | | | | |
| | <i>Itemized Breakdown by Firm</i> | | | | | |
| | Firm Name | Role | | | | |
| | i | | | | | |
| | ii | | | | | |
| | iii | | | | | |
| | iv | | | | | |
| | v | | | | | |
| | vi | | | | | |
| | vii | | | | | |
| | viii | | | | | |
| | ix | | | | | |
| | x | | | | | |
| | xi | | | | | |
| | xii | | | | | |
| | xiii | | | | | |
| | xiv | | | | | |
| | xv | | | | | |
| | xvi | | | | | |
| | xvii | | | | | |
| | xviii | | | | | |
| | xix | | | | | |
| | xx | | | | | |
| | xxi | | | | | |
| | xxii | | | | | |
| | xxiii | | | | | |
| | xxiv | | | | | |
| | xxv | | | | | |
| | xxvi | | | | | |
| | xxvii | | | | | |
| | xxviii | | | | | |
| | xxix | | | | | |
| | xxx | | | | | |
| | xxxi | | | | | |
| | xxxii | | | | | |
| | xxxiii | | | | | |
| | xxxiv | | | | | |
| | xxxv | | | | | |
| | xxxvi | | | | | |

Debtor's Name Cyxtera Technologies Maryland, Inc.

Case No. 23-14866

| | | | | | | |
|--------|--|--|--|--|--|--|
| xxxvii | | | | | | |
| xxxvii | | | | | | |
| xxxix | | | | | | |
| xl | | | | | | |
| xli | | | | | | |
| xlii | | | | | | |
| xliii | | | | | | |
| xliv | | | | | | |
| xlv | | | | | | |
| xlvi | | | | | | |
| xlvii | | | | | | |
| xlviii | | | | | | |
| xlix | | | | | | |
| l | | | | | | |
| li | | | | | | |
| lii | | | | | | |
| liii | | | | | | |
| liv | | | | | | |
| lv | | | | | | |
| lvi | | | | | | |
| lvii | | | | | | |
| lviii | | | | | | |
| lix | | | | | | |
| lx | | | | | | |
| lxi | | | | | | |
| lxii | | | | | | |
| lxiii | | | | | | |
| lxiv | | | | | | |
| lxv | | | | | | |
| lxvi | | | | | | |
| lxvii | | | | | | |
| lxviii | | | | | | |
| lxix | | | | | | |
| lxx | | | | | | |
| lxxi | | | | | | |
| lxxii | | | | | | |
| lxxiii | | | | | | |
| lxxiv | | | | | | |
| lxxv | | | | | | |
| lxxvi | | | | | | |
| lxxvii | | | | | | |
| lxxvii | | | | | | |

Debtor's Name Cyxtera Technologies Maryland, Inc.

Case No. 23-14866

| | | | | | |
|----------|--|--|--|--|--|
| lxxix | | | | | |
| lxxx | | | | | |
| lxxxi | | | | | |
| lxxxii | | | | | |
| lxxxiii | | | | | |
| lxxxiv | | | | | |
| lxxxv | | | | | |
| lxxxvi | | | | | |
| lxxxvii | | | | | |
| lxxxviii | | | | | |
| lxxxix | | | | | |
| xc | | | | | |
| xc i | | | | | |
| xcii | | | | | |
| xciii | | | | | |
| xciv | | | | | |
| xcv | | | | | |
| xcvi | | | | | |
| xcvii | | | | | |
| xcviii | | | | | |
| xcix | | | | | |
| c | | | | | |
| ci | | | | | |

| | | Approved Current Month | Approved Cumulative | Paid Current Month | Paid Cumulative | |
|------|--|------------------------|---------------------|--------------------|-----------------|--|
| b. | Debtor's professional fees & expenses (nonbankruptcy) <i>Aggregate Total</i> | | | | | |
| | <i>Itemized Breakdown by Firm</i> | | | | | |
| | | Firm Name | Role | | | |
| | i | | | | | |
| | ii | | | | | |
| | iii | | | | | |
| | iv | | | | | |
| | v | | | | | |
| | vi | | | | | |
| | vii | | | | | |
| | viii | | | | | |
| | ix | | | | | |
| | x | | | | | |
| | xi | | | | | |
| | xii | | | | | |
| xiii | | | | | | |
| xiv | | | | | | |

Debtor's Name Cyxtera Technologies Maryland, Inc.

Case No. 23-14866

| | | | | | | |
|---------|--|--|--|--|--|--|
| xv | | | | | | |
| xvi | | | | | | |
| xvii | | | | | | |
| xviii | | | | | | |
| xix | | | | | | |
| xx | | | | | | |
| xxi | | | | | | |
| xxii | | | | | | |
| xxiii | | | | | | |
| xxiv | | | | | | |
| xxv | | | | | | |
| xxvi | | | | | | |
| xxvii | | | | | | |
| xxviii | | | | | | |
| xxix | | | | | | |
| xxx | | | | | | |
| xxxi | | | | | | |
| xxxii | | | | | | |
| xxxiii | | | | | | |
| xxxiv | | | | | | |
| xxxv | | | | | | |
| xxxvi | | | | | | |
| xxxvii | | | | | | |
| xxxviii | | | | | | |
| xxxix | | | | | | |
| xl | | | | | | |
| xli | | | | | | |
| xlii | | | | | | |
| xliii | | | | | | |
| xliv | | | | | | |
| xlv | | | | | | |
| xlvi | | | | | | |
| xlvii | | | | | | |
| xlviii | | | | | | |
| xliv | | | | | | |
| l | | | | | | |
| li | | | | | | |
| lii | | | | | | |
| liii | | | | | | |
| liv | | | | | | |
| lv | | | | | | |
| lvi | | | | | | |

Debtor's Name Cyxtera Technologies Maryland, Inc.

Case No. 23-14866

| | | | | | | |
|--------|--|--|--|--|--|--|
| lvii | | | | | | |
| lviii | | | | | | |
| lix | | | | | | |
| lx | | | | | | |
| lxi | | | | | | |
| lxii | | | | | | |
| lxiii | | | | | | |
| lxiv | | | | | | |
| lxv | | | | | | |
| lxvi | | | | | | |
| lxvii | | | | | | |
| lxviii | | | | | | |
| lxix | | | | | | |
| lxx | | | | | | |
| lxxi | | | | | | |
| lxxii | | | | | | |
| lxxiii | | | | | | |
| lxxiv | | | | | | |
| lxxv | | | | | | |
| lxxvi | | | | | | |
| lxxvii | | | | | | |
| lxxvii | | | | | | |
| lxxix | | | | | | |
| lxxx | | | | | | |
| lxxxii | | | | | | |
| lxxxii | | | | | | |
| lxxxiv | | | | | | |
| lxxxv | | | | | | |
| lxxxvi | | | | | | |
| lxxxvi | | | | | | |
| lxxxvi | | | | | | |
| lxxxix | | | | | | |
| xc | | | | | | |
| xcii | | | | | | |
| xciii | | | | | | |
| xciv | | | | | | |
| xcv | | | | | | |
| xcvi | | | | | | |
| xcvii | | | | | | |
| xcviii | | | | | | |

Debtor's Name Cyxtera Technologies Maryland, Inc.

Case No. 23-14866

| | | | | | | |
|----|--|--|--|-----|-----|-----|
| | xcix | | | | | |
| | c | | | | | |
| c. | All professional fees and expenses (debtor & committees) | | | \$0 | \$0 | \$0 |

| Part 6: Postpetition Taxes | | Current Month | Cumulative |
|----------------------------|---|---------------|------------|
| a. | Postpetition income taxes accrued (local, state, and federal) | \$0 | \$0 |
| b. | Postpetition income taxes paid (local, state, and federal) | \$0 | \$0 |
| c. | Postpetition employer payroll taxes accrued | \$0 | \$0 |
| d. | Postpetition employer payroll taxes paid | \$0 | \$0 |
| e. | Postpetition property taxes paid | \$0 | \$0 |
| f. | Postpetition other taxes accrued (local, state, and federal) | \$0 | \$0 |
| g. | Postpetition other taxes paid (local, state, and federal) | \$0 | \$0 |

Part 7: Questionnaire - During this reporting period:

- a. Were any payments made on prepetition debt? (if yes, see Instructions) Yes No
- b. Were any payments made outside the ordinary course of business without court approval? (if yes, see Instructions) Yes No
- c. Were any payments made to or on behalf of insiders? Yes No
- d. Are you current on postpetition tax return filings? Yes No
- e. Are you current on postpetition estimated tax payments? Yes No
- f. Were all trust fund taxes remitted on a current basis? Yes No
- g. Was there any postpetition borrowing, other than trade credit? (if yes, see Instructions) Yes No
- h. Were all payments made to or on behalf of professionals approved by the court? Yes No N/A
- i. Do you have:
 - Worker's compensation insurance? Yes No
 - If yes, are your premiums current? Yes No N/A (if no, see Instructions)
 - Casualty/property insurance? Yes No
 - If yes, are your premiums current? Yes No N/A (if no, see Instructions)
 - General liability insurance? Yes No
 - If yes, are your premiums current? Yes No N/A (if no, see Instructions)
- j. Has a plan of reorganization been filed with the court? Yes No
- k. Has a disclosure statement been filed with the court? Yes No
- l. Are you current with quarterly U.S. Trustee fees as set forth under 28 U.S.C. § 1930? Yes No

Debtor's Name Cyxtera Technologies Maryland, Inc.

Case No. 23-14866

Part 8: Individual Chapter 11 Debtors (Only)

- a. Gross income (receipts) from salary and wages \$0
- b. Gross income (receipts) from self-employment \$0
- c. Gross income from all other sources \$0
- d. Total income in the reporting period (a+b+c) \$0
- e. Payroll deductions \$0
- f. Self-employment related expenses \$0
- g. Living expenses \$0
- h. All other expenses \$0
- i. Total expenses in the reporting period (e+f+g+h) \$0
- j. Difference between total income and total expenses (d-i) \$0
- k. List the total amount of all postpetition debts that are past due \$0
- l. Are you required to pay any Domestic Support Obligations as defined by 11 U.S.C § 101(14A)? Yes No
- m. If yes, have you made all Domestic Support Obligation payments? Yes No N/A

Privacy Act Statement

28 U.S.C. § 589b authorizes the collection of this information, and provision of this information is mandatory under 11 U.S.C. §§ 704, 1106, and 1107. The United States Trustee will use this information to calculate statutory fee assessments under 28 U.S.C. § 1930(a)(6). The United States Trustee will also use this information to evaluate a chapter 11 debtor's progress through the bankruptcy system, including the likelihood of a plan of reorganization being confirmed and whether the case is being prosecuted in good faith. This information may be disclosed to a bankruptcy trustee or examiner when the information is needed to perform the trustee's or examiner's duties or to the appropriate federal, state, local, regulatory, tribal, or foreign law enforcement agency when the information indicates a violation or potential violation of law. Other disclosures may be made for routine purposes. For a discussion of the types of routine disclosures that may be made, you may consult the Executive Office for United States Trustee's systems of records notice, UST-001, "Bankruptcy Case Files and Associated Records." See 71 Fed. Reg. 59,818 et seq. (Oct. 11, 2006). A copy of the notice may be obtained at the following link: http://www.justice.gov/ust/eo/rules_regulations/index.htm. Failure to provide this information could result in the dismissal or conversion of your bankruptcy case or other action by the United States Trustee. 11 U.S.C. § 1112(b)(4)(F).

I declare under penalty of perjury that the foregoing Monthly Operating Report and its supporting documentation are true and correct and that I have been authorized to sign this report on behalf of the estate.

DocuSigned by:
Eugene Davis
C99036B5ABD64B8...

Signature of Responsible Party

Plan Administrator

Title

Eugene Davis


Printed Name of Responsible Party

02/21/2024


Date

Debtor's Name Cyxtera Technologies Maryland, Inc.


Case No. 23-14866




PageOnePartOne



PageOnePartTwo




PageTwoPartOne




PageTwoPartTwo

Debtor's Name Cyxtera Technologies Maryland, Inc.


Case No. 23-14866




Bankruptcy1to50



Bankruptcy51to100




NonBankruptcy1to50




NonBankruptcy51to100

Debtor's Name Cyxtera Technologies Maryland, Inc.

Case No. 23-14866



PageThree



PageFour

January MOR - Statements of Cash Receipts and Disbursements

| ENTITY NAME | Cytxera Communications, LLC | Cytxera Technologies, Inc. | Cytxera Canada, LLC | Cytxera Communications Canada, ULC | Cytxera Data Centers, Inc. | Cytxera DC Holdings, Inc. | Cytxera DC Parent Holdings, Inc. | Cytxera Federal Group, Inc. | Cytxera Management, Inc. | Cytxera Netherlands B.V. | Cytxera Canada TRS, ULC | Cytxera Digital Services, LLC | Cytxera Employer Services, LLC | Cytxera Holdings, LLC | Cytxera Technologies Maryland, Inc. | Cytxera Technologies, LLC |
|--|-----------------------------|----------------------------|---------------------|------------------------------------|----------------------------|---------------------------|----------------------------------|-----------------------------|--------------------------|--------------------------|-------------------------|-------------------------------|--------------------------------|-----------------------|-------------------------------------|---------------------------|
| CASH BEGINNING AS OF JANUARY 1ST 2024 | 123,642,271 | 5,681 | - | 20,417,493 | - | 32,693 | - | 182,811 | 2,254,539 | - | - | - | - | - | - | - |
| RECEIPTS | | | | | | | | | | | | | | | | |
| TOTAL RECEIPTS | 506,157 | - | - | 975,687 | - | 825,130,914 | - | - | - | - | - | - | - | - | - | - |
| DISBURSEMENTS (1) | | | | | | | | | | | | | | | | |
| CAPEX | 7,315,853 | - | - | 11,409 | - | - | - | - | 32,798 | - | - | - | - | - | - | - |
| COMMISSIONS | 734,435 | - | - | - | - | - | - | - | - | - | - | - | - | - | - | - |
| EMPLOYEE / BENEFITS | 2,618,416 | - | - | 30,833 | - | - | - | 19,281 | 1,209,225 | - | - | - | - | - | - | - |
| EQUIPMENT LEASES | 249,326 | - | - | - | - | - | - | - | - | - | - | - | - | - | - | - |
| OTHER | 29,142,484 | - | - | 1,191,459 | - | 886,123,775 | - | 131,383 | 3,897,142 | - | - | - | - | - | - | - |
| RENT | 30,657,944 | - | - | 970,928 | - | - | - | - | 481,031 | - | - | - | - | - | - | - |
| TAX | 42,113 | - | - | - | - | - | - | - | 17,260 | - | - | - | - | - | - | - |
| THIRD PARTY | 1,103,728 | - | - | - | - | - | - | - | 1,462 | - | - | - | - | - | - | - |
| UTILITIES | 6,747,692 | - | - | - | - | - | - | - | - | - | - | - | - | - | - | - |
| TOTAL DISBURSEMENTS | 78,611,992 | - | - | 2,204,630 | - | 886,123,775 | - | 150,663 | 5,638,918 | - | - | - | - | - | - | - |
| NET CASH FLOW (RECEIPTS LESS DISBURSEMENTS) | (78,105,835) | - | - | (1,228,943) | - | (60,992,862) | - | (150,663) | (5,638,918) | - | - | - | - | - | - | - |
| INTERCOMPANY ACTIVITY | (45,465,993) | (5,681) | - | (19,151,959) | - | 60,960,169 | - | (32,148) | 3,695,613 | - | - | - | - | - | - | - |
| CASH - END OF REPORTING PERIOD | 70,443 | - | - | 36,591 | - | - | - | - | 311,234 | - | - | - | - | - | - | - |

Notes:
 (1) Reflects all external disbursements including funding of Post Effective Date Debtors winddown costs and reserves; excludes transfers between debtor's accounts
 (2) Cash receipts and disbursements include the impact of the sale in which company sold substantially all its assets

January MOR - Balance Sheet

| ENTITY NAME | Cytera Communications, LLC | Cytera Technologies, Inc. | Cytera Canada, LLC | Cytera Communications Canada, ULC | Cytera Data Centers, Inc. | Cytera DC Holdings, Inc. | Cytera DC Parent Holdings, Inc. | Cytera Federal Group, Inc. | Cytera Management, Inc. | Cytera Netherlands B.V. | Cytera Canada TRS, ULC | Cytera Digital Services, LLC | Cytera Employer Services, LLC | Cytera Holdings, LLC | Cytera Technologies Maryland, Inc. | Cytera Technologies, LLC |
|--------------------------------|----------------------------|---------------------------|--------------------|-----------------------------------|---------------------------|--------------------------|---------------------------------|----------------------------|-------------------------|-------------------------|------------------------|------------------------------|-------------------------------|----------------------|------------------------------------|--------------------------|
| Current Assets | 150,001,785 | 1,530,454 | - | 18,363,215 | - | 100,463 | - | 1,575,062 | 8,492,740 | 1,999,737 | - | - | - | - | - | - |
| Cash | 56,554,309 | 55,681 | - | 11,849,803 | - | 100,463 | - | 139,148 | 2,342,856 | - | - | - | - | - | - | - |
| Trade Receivables | 57,299,859 | - | - | 3,038,695 | - | - | - | 373,610 | 166,115 | (4,838) | - | - | - | - | - | - |
| Intercompany Receivables | - | - | - | - | - | - | - | - | 1,192,602 | - | - | - | - | - | - | - |
| Other Current Assets | 36,147,617 | 1,474,773 | - | 3,474,716 | - | 0 | - | 1,062,304 | 4,791,168 | 2,004,575 | - | - | - | - | - | - |
| Non-Current Assets | 1,809,595,461 | 10,327,205 | - | 64,054,942 | - | 2,008,496,609 | - | - | 12,098,734 | 12,733 | - | - | - | - | - | - |
| Other Non-Current Assets | - | - | - | - | - | - | - | - | - | - | - | - | - | - | - | - |
| PP&E | 1,276,069,018 | - | - | 56,964,831 | - | - | - | - | 2,840,951 | 11,678 | - | - | - | - | - | - |
| Operating | 149,804,676 | - | - | 2,367,987 | - | - | - | - | 9,062,809 | - | - | - | - | - | - | - |
| Goodwill | 0 | - | - | - | - | - | - | - | - | - | - | - | - | - | - | - |
| Net Intangible Asset | 377,345,104 | - | - | 4,722,123 | - | - | - | - | - | - | - | - | - | - | - | - |
| Other Long Term Asset | 6,376,663 | 10,327,205 | - | - | - | 2,008,496,609 | - | - | 194,974 | 1,055 | - | - | - | - | - | - |
| Current Liabilities | (62,201,843) | (104,227,700) | (9,090,041) | 27,033,058 | - | 152,467,533 | - | 8,702,222 | 642,287,810 | (11,342,340) | - | - | - | - | - | - |
| A/P | 12,385,137 | - | - | 106,366 | - | - | - | 153,008 | 3,147,393 | 1,362 | - | - | - | - | - | - |
| Accrued Expenses | 70,111,848 | 188,478 | - | 4,470,233 | - | (301,637) | - | 162,087 | 13,974,193 | 10,752,876 | - | - | - | - | - | - |
| Other Current Liabilities | 966,639 | - | - | 28,095 | - | - | - | 516 | 0 | - | - | - | - | - | - | - |
| Intercompany Payable | (344,528,149) | (104,416,178) | (9,090,041) | 18,296,407 | - | (47,699,341) | - | 6,733,150 | 623,619,653 | (22,096,594) | - | - | - | - | - | - |
| Short Term Operating Lease | 27,068,881 | - | - | 309,124 | - | - | - | - | 1,283,867 | - | - | - | - | - | - | - |
| Capital Lease OFO | 24,369,185 | - | - | - | - | - | - | - | 0 | - | - | - | - | - | - | - |
| Current Portion of Debt | - | - | - | - | - | 200,468,511 | - | - | - | - | - | - | - | - | - | - |
| Deferred Revenue | 127,434,615 | - | - | 3,822,833 | - | - | - | 1,653,461 | 262,705 | 16 | - | - | - | - | - | - |
| Non-Current Liabilities | 1,045,370,927 | 1,160,655 | - | 27,035,962 | - | 970,965,318 | - | (1,231,328) | 10,171,108 | - | - | - | - | - | - | - |
| Other Non-Current Liabilities | 192,746,944 | - | - | 4,655,076 | - | 970,965,318 | - | - | 10,931,966 | - | - | - | - | - | - | - |
| Long Term Debt LCM | - | - | - | - | - | (0) | - | - | 0 | - | - | - | - | - | - | - |
| Long Term Cap Lease Obligation | 849,913,877 | - | - | 22,380,884 | - | - | - | - | (0) | - | - | - | - | - | - | - |
| Deferred Tax Liability | 2,710,107 | 1,160,655 | - | 7 | - | - | - | (1,231,328) | (760,858) | - | - | - | - | - | - | - |
| Shareholder's Equity | 996,428,162 | 114,924,703 | 9,090,041 | 28,349,137 | - | 885,164,222 | - | (5,895,832) | (631,867,443) | 13,354,810 | - | - | - | - | - | - |
| Common Stock | - | - | - | - | - | - | - | - | - | - | - | - | - | - | - | - |
| Other Shareholder's Equity | 1,788,772,740 | 540,312,669 | 9,103,140 | 68,457,270 | - | 1,332,231,202 | - | 813,466 | 70,248,744 | 807,877 | - | - | - | - | - | - |
| Treasury Stock | - | - | - | - | - | - | - | - | - | - | - | - | - | - | - | - |
| Accumulated Dividend | - | - | - | - | - | - | - | - | - | - | - | - | - | - | - | - |
| Retained Earnings | (792,344,579) | (425,387,966) | (13,099) | (40,108,133) | - | (448,066,980) | - | (6,709,297) | (702,116,187) | 12,546,932 | - | - | - | - | - | - |

Notes:

(1) All tax accruals are not reflected in the balance sheet and income statement due to timing of quarter end financial close process

January MOR - Statements of Operations

| ENTITY NAME | Cytera Communications, LLC | Cytera Technologies, Inc. | Cytera Canada, LLC | Cytera Communications Canada, ULC | Cytera Data Centers, Inc. | Cytera DC Holdings, Inc. | Cytera DC Parent Holdings, Inc. | Cytera Federal Group, Inc. | Cytera Management, Inc. | Cytera Netherlands B.V. | Cytera Canada TRS, ULC | Cytera Digital Services, LLC | Cytera Employer Services, LLC | Cytera Holdings, LLC | Cytera Technologies Maryland, Inc. | Cytera Technologies, LLC |
|--|----------------------------|---------------------------|--------------------|-----------------------------------|---------------------------|--------------------------|---------------------------------|----------------------------|-------------------------|-------------------------|------------------------|------------------------------|-------------------------------|----------------------|------------------------------------|--------------------------|
| Revenue | 19,627,193 | - | - | 677,379 | - | - | - | 165,526 | - | 1,942 | - | - | - | - | - | - |
| Colocation Revenue | 19,627,193 | - | - | 677,379 | - | - | - | 165,526 | - | 1,942 | - | - | - | - | - | - |
| Cybersecurity Revenue | - | - | - | - | - | - | - | - | - | - | - | - | - | - | - | - |
| Intercompany Revenue | - | - | - | - | - | - | - | - | - | - | - | - | - | - | - | - |
| Val Adjustment Revenue | - | - | - | - | - | - | - | - | - | - | - | - | - | - | - | - |
| Operating Expenses | (13,127,614) | - | - | (424,053) | - | - | - | (9,583) | - | 542,503 | - | - | - | - | - | - |
| Personnel Operating Expenses | (1,635,110) | - | - | (43,599) | - | - | - | - | - | 83 | - | - | - | - | - | - |
| Total Direct - COR | (11,489,504) | - | - | (390,456) | - | - | - | (9,583) | - | 541,650 | - | - | - | - | - | - |
| SG&A | (1,980,152) | - | - | (2,198) | - | - | - | (31,290) | (6,993,383) | - | - | - | - | - | - | - |
| Total Personnel SG&A | (1,883,623) | - | - | - | - | - | - | (11,134) | (2,374,781) | - | - | - | - | - | - | - |
| Marketing and Advertisement | (3,517) | - | - | - | - | - | - | (2,256) | (117,830) | - | - | - | - | - | - | - |
| Other SG&A | (93,012) | - | - | (2,198) | - | - | - | (15,899) | (4,500,772) | - | - | - | - | - | - | - |
| Depreciation and Amortization | - | - | - | - | - | - | - | - | - | - | - | - | - | - | - | - |
| Depreciation Expense | - | - | - | - | - | - | - | - | - | - | - | - | - | - | - | - |
| Amortization Expense | - | - | - | - | - | - | - | - | - | - | - | - | - | - | - | - |
| Asset Impairment Loss | - | - | - | - | - | - | - | - | - | - | - | - | - | - | - | - |
| Asset Impairment | - | - | - | - | - | - | - | - | - | - | - | - | - | - | - | - |
| Notes Receivable Asset Impairment Loss | - | - | - | - | - | - | - | - | - | - | - | - | - | - | - | - |
| IC Receivable Asset Impairment Loss | - | - | - | - | - | - | - | - | - | - | - | - | - | - | - | - |
| Acquisition & Other Cost | - | - | - | - | - | - | - | - | - | - | - | - | - | - | - | - |
| Acquisition cost | - | - | - | - | - | - | - | - | - | - | - | - | - | - | - | - |
| Sponsor Fee | - | - | - | - | - | - | - | - | - | - | - | - | - | - | - | - |
| Net Interest Expense | (2,725,447) | - | - | (539) | - | - | - | - | - | - | - | - | - | - | - | - |
| Interest and Other Expense | (2,725,447) | - | - | (539) | - | - | - | - | - | - | - | - | - | - | - | - |
| Debt Issuance Cost Amortization | - | - | - | - | - | - | - | - | - | - | - | - | - | - | - | - |
| Non-Operating Income | (565,410) | - | - | (20,081) | - | 25,077 | - | - | (757,557) | (86,295) | - | - | - | - | - | - |
| Gain/Loss Asset Sale | - | - | - | - | - | - | - | - | - | - | - | - | - | - | - | - |
| Gain/Loss Exchange | (171,846) | - | - | (4,694) | - | 25,077 | - | - | (423) | (8,939) | - | - | - | - | - | - |
| Gain/Loss Investment | - | - | - | - | - | - | - | - | - | - | - | - | - | - | - | - |
| Other Non-Operating Income | (393,564) | - | - | (15,387) | - | - | - | - | (757,135) | (27,356) | - | - | - | - | - | - |
| Change in Warrant Debt | - | - | - | - | - | - | - | - | - | - | - | - | - | - | - | - |
| Income and Other Tax | - | - | - | - | - | - | - | - | - | - | - | - | - | - | - | - |
| Income Tax Expense | - | - | - | - | - | - | - | - | - | - | - | - | - | - | - | - |
| Deferred Income Tax | - | - | - | - | - | - | - | - | - | - | - | - | - | - | - | - |
| Net G/L Contl Operation | - | - | - | - | - | - | - | 134,236 | (7,760,524) | 508,150 | - | - | - | - | - | - |
| Gain/Loss Conti Operation | - | - | - | - | - | - | - | - | - | - | - | - | - | - | - | - |
| Net Income | 1,228,570 | - | - | 220,506 | - | 25,077 | - | 134,236 | (7,760,524) | 508,150 | - | - | - | - | - | - |

Notes:

(1) All tax accruals are not reflected in the balance sheet and income statement due to timing of quarter end financial close process

