

UNITED STATES BANKRUPTCY COURT

New Jersey DISTRICT OF New Jersey

In Re. Cyxtera Management, Inc.

Case No. 23-14864

Debtor(s)

Lead Case No. 23-14853

Jointly Administered

Monthly Operating Report

Chapter 11

Reporting Period Ended: 01/12/2024

Petition Date: 06/04/2023

Months Pending: 7

Industry Classification: 5 1 8 2

Reporting Method: Accrual Basis

Cash Basis

Debtor's Full-Time Employees (current):

107

Debtor's Full-Time Employees (as of date of order for relief):

109

Supporting Documentation (check all that are attached):

(For jointly administered debtors, any required schedules must be provided on a non-consolidated basis for each debtor)

- Statement of cash receipts and disbursements
Balance sheet containing the summary and detail of the assets, liabilities and equity (net worth) or deficit
Statement of operations (profit or loss statement)
Accounts receivable aging
Postpetition liabilities aging
Statement of capital assets
Schedule of payments to professionals
Schedule of payments to insiders
All bank statements and bank reconciliations for the reporting period
Description of the assets sold or transferred and the terms of the sale or transfer

/s/ Felice Yudkin
Signature of Responsible Party

Felice Yudkin
Printed Name of Responsible Party

02/21/2024
Date

Court Plaza North, 25 Main Street, Hackensack, NJ
07601
Address

STATEMENT: This Periodic Report is associated with an open bankruptcy case; therefore § 1320.4(a)(2) applies.



231485324022000000000010

Debtor's Name Cyxtera Management, Inc.

Case No. 23-14864

<b>Part 1: Cash Receipts and Disbursements</b>		<b>Current Month</b>	<b>Cumulative</b>
a.	Cash balance beginning of month	\$2,254,539	
b.	Total receipts (net of transfers between accounts)	\$0	\$78,096,883
c.	Total disbursements (net of transfers between accounts)	\$5,638,918	\$83,106,883
d.	Cash balance end of month (a+b-c)	\$-3,384,379	
e.	Disbursements made by third party for the benefit of the estate	\$0	\$0
f.	Total disbursements for quarterly fee calculation (c+e)	\$5,638,918	\$83,106,883
<b>Part 2: Asset and Liability Status</b>		<b>Current Month</b>	
<b>(Not generally applicable to Individual Debtors. See Instructions.)</b>			
a.	Accounts receivable (total net of allowance)	\$166,115	
b.	Accounts receivable over 90 days outstanding (net of allowance)	\$0	
c.	Inventory (Book <input checked="" type="radio"/> Market <input type="radio"/> Other <input type="radio"/> (attach explanation))	\$0	
d.	Total current assets	\$8,492,740	
e.	Total assets	\$20,591,474	
f.	Postpetition payables (excluding taxes)	\$4,378,982	
g.	Postpetition payables past due (excluding taxes)	\$117,360	
h.	Postpetition taxes payable	\$0	
i.	Postpetition taxes past due	\$0	
j.	Total postpetition debt (f+h)	\$4,378,982	
k.	Prepetition secured debt	\$0	
l.	Prepetition priority debt	\$-184,115	
m.	Prepetition unsecured debt	\$648,264,050	
n.	Total liabilities (debt) (j+k+l+m)	\$652,458,917	
o.	Ending equity/net worth (e-n)	\$-631,867,443	
<b>Part 3: Assets Sold or Transferred</b>		<b>Current Month</b>	<b>Cumulative</b>
a.	Total cash sales price for assets sold/transferred outside the ordinary course of business	\$0	\$0
b.	Total payments to third parties incident to assets being sold/transferred outside the ordinary course of business	\$0	\$0
c.	Net cash proceeds from assets sold/transferred outside the ordinary course of business (a-b)	\$0	\$0
<b>Part 4: Income Statement (Statement of Operations)</b>		<b>Current Month</b>	<b>Cumulative</b>
<b>(Not generally applicable to Individual Debtors. See Instructions.)</b>			
a.	Gross income/sales (net of returns and allowances)	\$0	
b.	Cost of goods sold (inclusive of depreciation, if applicable)	\$0	
c.	Gross profit (a-b)	\$0	
d.	Selling expenses	\$-9,583	
e.	General and administrative expenses	\$-6,993,383	
f.	Other expenses	\$-31,130	
g.	Depreciation and/or amortization (not included in 4b)	\$0	
h.	Interest	\$0	
i.	Taxes (local, state, and federal)	\$0	
j.	Reorganization items	\$-726,428	
k.	Profit (loss)	\$-7,760,524	\$-96,585,491

Debtor's Name Cyxtera Management, Inc.

Case No. 23-14864

Part 5: Professional Fees and Expenses

			Approved Current Month	Approved Cumulative	Paid Current Month	Paid Cumulative
a.	Debtor's professional fees & expenses (bankruptcy) <i>Aggregate Total</i>		\$3,221,480	\$28,263,065	\$3,221,480	\$28,263,065
	<i>Itemized Breakdown by Firm</i>					
	Firm Name	Role				
i	ALIXPARTNERS	Financial Professional	\$1,153,537	\$10,153,934	\$1,153,537	\$10,153,934
ii	COLE SCHOTZ	Local Counsel	\$18,766	\$268,295	\$18,766	\$268,295
iii	DELOITTE & TOUCHE LLP	Financial Professional	\$335,411	\$986,816	\$335,411	\$986,816
iv	GUGGENHEIM	Financial Professional	\$175,000	\$2,799,795	\$175,000	\$2,799,795
v	KATTEN	Special Counsel	\$257,757	\$1,564,196	\$257,757	\$1,564,196
vi	KIRKLAND & ELLIS LLP	Lead Counsel	\$1,281,009	\$12,490,029	\$1,281,009	\$12,490,029
vii						
viii						
ix						
x						
xi						
xii						
xiii						
xiv						
xv						
xvi						
xvii						
xviii						
xix						
xx						
xxi						
xxii						
xxiii						
xxiv						
xxv						
xxvi						
xxvii						
xxviii						
xxix						
xxx						
xxxi						
xxxii						
xxxiii						
xxxiv						
xxxv						
xxxvi						

Debtor's Name Cyxtera Management, Inc.

Case No. 23-14864

xxxvii						
xxxvii						
xxxix						
xl						
xli						
xlii						
xliii						
xliv						
xlv						
xlvi						
xlvii						
xlviii						
xlix						
l						
li						
lii						
liii						
liv						
lv						
lvi						
lvii						
lviii						
lix						
lx						
lxi						
lxii						
lxiii						
lxiv						
lxv						
lxvi						
lxvii						
lxviii						
lxix						
lxx						
lxxi						
lxxii						
lxxiii						
lxxiv						
lxxv						
lxxvi						
lxxvii						
lxxvii						

Debtor's Name Cyxtera Management, Inc.

Case No. 23-14864

lxxix					
lxxx					
lxxxi					
lxxxii					
lxxxiii					
lxxxiv					
lxxxv					
lxxxvi					
lxxxvii					
lxxxviii					
lxxxix					
xc					
xc i					
xcii					
xciii					
xciv					
xcv					
xcvi					
xcvii					
xcviii					
xcix					
c					
ci					

		Approved Current Month	Approved Cumulative	Paid Current Month	Paid Cumulative	
b.	Debtor's professional fees & expenses (nonbankruptcy) <i>Aggregate Total</i>					
	<i>Itemized Breakdown by Firm</i>					
		Firm Name	Role			
	i					
	ii					
	iii					
	iv					
	v					
	vi					
	vii					
	viii					
	ix					
	x					
	xi					
	xii					
xiii						
xiv						

Debtor's Name Cxtera Management, Inc.

Case No. 23-14864

xv						
xvi						
xvii						
xviii						
xix						
xx						
xxi						
xxii						
xxiii						
xxiv						
xxv						
xxvi						
xxvii						
xxviii						
xxix						
xxx						
xxxi						
xxxii						
xxxiii						
xxxiv						
xxxv						
xxxvi						
xxxvii						
xxxviii						
xxxix						
xl						
xli						
xlii						
xliii						
xliv						
xlv						
xlvi						
xlvii						
xlviii						
xliv						
l						
li						
lii						
liii						
liv						
lv						
lvi						

Debtor's Name Cyxtera Management, Inc.

Case No. 23-14864

lvii						
lviii						
lix						
lx						
lxi						
lxii						
lxiii						
lxiv						
lxv						
lxvi						
lxvii						
lxviii						
lxix						
lxx						
lxxi						
lxxii						
lxxiii						
lxxiv						
lxxv						
lxxvi						
lxxvii						
lxxvii						
lxxix						
lxxx						
lxxxii						
lxxxii						
lxxxiv						
lxxxv						
lxxxvi						
lxxxvi						
lxxxvi						
lxxxix						
xc						
xcii						
xciii						
xciv						
xcv						
xcvi						
xcvii						
xcviii						

Debtor's Name Cxtera Management, Inc.

Case No. 23-14864

	xcix					
	c					
c.	All professional fees and expenses (debtor & committees)			\$3,233,366	\$29,922,297	\$3,233,366 \$29,922,297

Part 6: Postpetition Taxes		Current Month	Cumulative
a.	Postpetition income taxes accrued (local, state, and federal)	\$0	\$0
b.	Postpetition income taxes paid (local, state, and federal)	\$0	\$0
c.	Postpetition employer payroll taxes accrued	\$0	\$0
d.	Postpetition employer payroll taxes paid	\$53,649	\$603,754
e.	Postpetition property taxes paid	\$0	\$0
f.	Postpetition other taxes accrued (local, state, and federal)	\$1,500	\$28,800
g.	Postpetition other taxes paid (local, state, and federal)	\$0	\$0

**Part 7: Questionnaire - During this reporting period:**

- a. Were any payments made on prepetition debt? (if yes, see Instructions) Yes  No
- b. Were any payments made outside the ordinary course of business without court approval? (if yes, see Instructions) Yes  No
- c. Were any payments made to or on behalf of insiders? Yes  No
- d. Are you current on postpetition tax return filings? Yes  No
- e. Are you current on postpetition estimated tax payments? Yes  No
- f. Were all trust fund taxes remitted on a current basis? Yes  No
- g. Was there any postpetition borrowing, other than trade credit? (if yes, see Instructions) Yes  No
- h. Were all payments made to or on behalf of professionals approved by the court? Yes  No  N/A
- i. Do you have:
  - Worker's compensation insurance? Yes  No
  - If yes, are your premiums current? Yes  No  N/A  (if no, see Instructions)
  - Casualty/property insurance? Yes  No
  - If yes, are your premiums current? Yes  No  N/A  (if no, see Instructions)
  - General liability insurance? Yes  No
  - If yes, are your premiums current? Yes  No  N/A  (if no, see Instructions)
- j. Has a plan of reorganization been filed with the court? Yes  No
- k. Has a disclosure statement been filed with the court? Yes  No
- l. Are you current with quarterly U.S. Trustee fees as set forth under 28 U.S.C. § 1930? Yes  No



Debtor's Name Cyxtera Management, Inc.

Case No. 23-14864

**Part 8: Individual Chapter 11 Debtors (Only)**

- a. Gross income (receipts) from salary and wages \$0
- b. Gross income (receipts) from self-employment \$0
- c. Gross income from all other sources \$0
- d. Total income in the reporting period (a+b+c) \$0
- e. Payroll deductions \$0
- f. Self-employment related expenses \$0
- g. Living expenses \$0
- h. All other expenses \$0
- i. Total expenses in the reporting period (e+f+g+h) \$0
- j. Difference between total income and total expenses (d-i) \$0
- k. List the total amount of all postpetition debts that are past due \$0
- l. Are you required to pay any Domestic Support Obligations as defined by 11 U.S.C § 101(14A)? Yes  No
- m. If yes, have you made all Domestic Support Obligation payments? Yes  No  N/A

**Privacy Act Statement**

28 U.S.C. § 589b authorizes the collection of this information, and provision of this information is mandatory under 11 U.S.C. §§ 704, 1106, and 1107. The United States Trustee will use this information to calculate statutory fee assessments under 28 U.S.C. § 1930(a)(6). The United States Trustee will also use this information to evaluate a chapter 11 debtor's progress through the bankruptcy system, including the likelihood of a plan of reorganization being confirmed and whether the case is being prosecuted in good faith. This information may be disclosed to a bankruptcy trustee or examiner when the information is needed to perform the trustee's or examiner's duties or to the appropriate federal, state, local, regulatory, tribal, or foreign law enforcement agency when the information indicates a violation or potential violation of law. Other disclosures may be made for routine purposes. For a discussion of the types of routine disclosures that may be made, you may consult the Executive Office for United States Trustee's systems of records notice, UST-001, "Bankruptcy Case Files and Associated Records." See 71 Fed. Reg. 59,818 et seq. (Oct. 11, 2006). A copy of the notice may be obtained at the following link: [http://www.justice.gov/ust/eo/rules\\_regulations/index.htm](http://www.justice.gov/ust/eo/rules_regulations/index.htm). Failure to provide this information could result in the dismissal or conversion of your bankruptcy case or other action by the United States Trustee. 11 U.S.C. § 1112(b)(4)(F).

**I declare under penalty of perjury that the foregoing Monthly Operating Report and its supporting documentation are true and correct and that I have been authorized to sign this report on behalf of the estate.**

/s/ Eugene Davis

Signature of Responsible Party

Plan Administrator

Title

DocuSigned by:  
*Eugene Davis*  
C99036B5ABD64B8...

Eugene Davis


Printed Name of Responsible Party

02/21/2024


Date

Debtor's Name Cyxtera Management, Inc.


Case No. 23-14864




PageOnePartOne



PageOnePartTwo




PageTwoPartOne




PageTwoPartTwo

Debtor's Name Cyxtera Management, Inc.


Case No. 23-14864




Bankruptcy1to50



Bankruptcy51to100




NonBankruptcy1to50




NonBankruptcy51to100

Debtor's Name Cyxtera Management, Inc.

Case No. 23-14864



PageThree



PageFour

January MOR - Statements of Cash Receipts and Disbursements

ENTITY NAME	Cytxera Communications, LLC	Cytxera Technologies, Inc.	Cytxera Canada, LLC	Cytxera Communications Canada, ULC	Cytxera Data Centers, Inc.	Cytxera DC Holdings, Inc.	Cytxera DC Parent Holdings, Inc.	Cytxera Federal Group, Inc.	Cytxera Management, Inc.	Cytxera Netherlands B.V.	Cytxera Canada TRS, ULC	Cytxera Digital Services, LLC	Cytxera Employer Services, LLC	Cytxera Holdings, LLC	Cytxera Technologies Maryland, Inc.	Cytxera Technologies, LLC
<b>CASH BEGINNING AS OF JANUARY 1ST 2024</b>	123,642,271	5,681	-	20,417,493	-	32,693	-	182,811	2,254,539	-	-	-	-	-	-	-
<b>RECEIPTS</b>																
<b>TOTAL RECEIPTS</b>	506,157	-	-	975,687	-	825,130,914	-	-	-	-	-	-	-	-	-	-
<b>DISBURSEMENTS (1)</b>																
CAPEX	7,315,853	-	-	11,409	-	-	-	-	32,798	-	-	-	-	-	-	-
COMMISSIONS	734,435	-	-	-	-	-	-	-	-	-	-	-	-	-	-	-
EMPLOYEE / BENEFITS	2,618,416	-	-	30,833	-	-	-	19,281	1,209,225	-	-	-	-	-	-	-
EQUIPMENT LEASES	249,326	-	-	-	-	-	-	-	-	-	-	-	-	-	-	-
OTHER	29,142,484	-	-	1,191,459	-	886,123,775	-	131,383	3,897,142	-	-	-	-	-	-	-
RENT	30,657,944	-	-	970,928	-	-	-	-	481,031	-	-	-	-	-	-	-
TAX	42,113	-	-	-	-	-	-	-	17,260	-	-	-	-	-	-	-
THIRD PARTY	1,103,728	-	-	-	-	-	-	-	1,462	-	-	-	-	-	-	-
UTILITIES	6,747,692	-	-	-	-	-	-	-	-	-	-	-	-	-	-	-
<b>TOTAL DISBURSEMENTS</b>	78,611,992	-	-	2,204,630	-	886,123,775	-	150,663	5,638,918	-	-	-	-	-	-	-
<b>NET CASH FLOW (RECEIPTS LESS DISBURSEMENTS)</b>	(78,105,835)	-	-	(1,228,943)	-	(60,992,862)	-	(150,663)	(5,638,918)	-	-	-	-	-	-	-
INTERCOMPANY ACTIVITY	(45,465,993)	(5,681)	-	(19,151,959)	-	60,960,169	-	(32,148)	3,695,613	-	-	-	-	-	-	-
<b>CASH - END OF REPORTING PERIOD</b>	70,443	-	-	36,591	-	-	-	-	311,234	-	-	-	-	-	-	-

Notes:  
 (1) Reflects all external disbursements including funding of Post Effective Date Debtors winddown costs and reserves; excludes transfers between debtor's accounts  
 (2) Cash receipts and disbursements include the impact of the sale in which company sold substantially all its assets

January MOR - Balance Sheet

ENTITY NAME	Cytera Communications, LLC	Cytera Technologies, Inc.	Cytera Canada, LLC	Cytera Communications Canada, ULC	Cytera Data Centers, Inc.	Cytera DC Holdings, Inc.	Cytera DC Parent Holdings, Inc.	Cytera Federal Group, Inc.	Cytera Management, Inc.	Cytera Netherlands B.V.	Cytera Canada TRS, ULC	Cytera Digital Services, LLC	Cytera Employer Services, LLC	Cytera Holdings, LLC	Cytera Technologies Maryland, Inc.	Cytera Technologies, LLC
<b>Current Assets</b>	<b>150,001,785</b>	<b>1,530,454</b>	-	<b>18,363,215</b>	-	<b>100,463</b>	-	<b>1,575,062</b>	<b>8,492,740</b>	<b>1,999,737</b>	-	-	-	-	-	-
Cash	56,554,309	55,681	-	11,849,803	-	100,463	-	139,148	2,342,856	-	-	-	-	-	-	-
Trade Receivables	57,299,859	-	-	3,038,695	-	-	-	373,610	166,115	(4,838)	-	-	-	-	-	-
Intercompany Receivables	-	-	-	-	-	-	-	-	1,192,602	-	-	-	-	-	-	-
Other Current Assets	36,147,617	1,474,773	-	3,474,716	-	0	-	1,062,304	4,791,168	2,004,575	-	-	-	-	-	-
<b>Non-Current Assets</b>	<b>1,809,595,461</b>	<b>10,327,205</b>	-	<b>64,054,942</b>	-	<b>2,008,496,609</b>	-	-	<b>12,098,734</b>	<b>12,733</b>	-	-	-	-	-	-
Other Non-Current Assets	-	-	-	-	-	-	-	-	-	-	-	-	-	-	-	-
PP&E	1,276,069,018	-	-	56,964,831	-	-	-	-	2,840,951	11,678	-	-	-	-	-	-
Operating	149,804,676	-	-	2,367,987	-	-	-	-	9,062,809	-	-	-	-	-	-	-
Goodwill	0	-	-	-	-	-	-	-	-	-	-	-	-	-	-	-
Net Intangible Asset	377,345,104	-	-	4,722,123	-	-	-	-	-	-	-	-	-	-	-	-
Other Long Term Asset	6,376,663	10,327,205	-	-	-	2,008,496,609	-	-	194,974	1,055	-	-	-	-	-	-
<b>Current Liabilities</b>	<b>(62,201,843)</b>	<b>(104,227,700)</b>	<b>(9,090,041)</b>	<b>27,033,058</b>	-	<b>152,467,533</b>	-	<b>8,702,232</b>	<b>642,287,810</b>	<b>(11,342,340)</b>	-	-	-	-	-	-
A/P	12,385,137	-	-	106,366	-	-	-	153,008	3,147,393	1,362	-	-	-	-	-	-
Accrued Expenses	70,111,848	188,478	-	4,470,233	-	(301,637)	-	162,087	13,974,193	10,752,876	-	-	-	-	-	-
Other Current Liabilities	966,639	-	-	28,095	-	-	-	516	0	-	-	-	-	-	-	-
Intercompany Payable	(344,528,149)	(104,416,178)	(9,090,041)	18,296,407	-	(47,699,341)	-	6,733,150	623,619,653	(22,096,594)	-	-	-	-	-	-
Short Term Operating Lease	27,068,881	-	-	309,124	-	-	-	-	1,283,867	-	-	-	-	-	-	-
Capital Lease OFO	24,369,185	-	-	-	-	-	-	-	0	-	-	-	-	-	-	-
Current Portion of Debt	-	-	-	-	-	200,468,511	-	-	-	-	-	-	-	-	-	-
Deferred Revenue	127,434,615	-	-	3,822,833	-	-	-	1,653,461	262,705	16	-	-	-	-	-	-
<b>Non-Current Liabilities</b>	<b>1,045,370,927</b>	<b>1,160,655</b>	-	<b>27,035,962</b>	-	<b>970,965,318</b>	-	<b>(1,231,328)</b>	<b>10,171,108</b>	-	-	-	-	-	-	-
Other Non-Current Liabilities	192,746,944	-	-	4,655,076	-	970,965,318	-	-	10,931,966	-	-	-	-	-	-	-
Long Term Debt LCM	-	-	-	-	-	(0)	-	-	0	-	-	-	-	-	-	-
Long Term Cap Lease Obligation	849,913,877	-	-	22,380,884	-	-	-	-	(0)	-	-	-	-	-	-	-
Deferred Tax Liability	2,710,107	1,160,655	-	9	-	-	-	(1,231,328)	(760,858)	-	-	-	-	-	-	-
<b>Shareholder's Equity</b>	<b>996,428,162</b>	<b>114,924,703</b>	<b>9,090,041</b>	<b>28,349,137</b>	-	<b>885,164,222</b>	-	<b>(5,895,832)</b>	<b>(631,867,443)</b>	<b>13,354,810</b>	-	-	-	-	-	-
Common Stock	-	-	-	-	-	-	-	-	-	-	-	-	-	-	-	-
Other Shareholder's Equity	1,788,772,740	540,312,669	9,103,140	68,457,270	-	1,333,231,202	-	813,466	70,248,744	807,877	-	-	-	-	-	-
Treasury Stock	-	-	-	-	-	-	-	-	-	-	-	-	-	-	-	-
Accumulated Dividend	-	-	-	-	-	-	-	-	-	-	-	-	-	-	-	-
Retained Earnings	(792,344,579)	(425,387,966)	(13,099)	(40,108,133)	-	(448,066,980)	-	(6,709,297)	(702,116,187)	12,546,932	-	-	-	-	-	-

Notes:

(1) All tax accruals are not reflected in the balance sheet and income statement due to timing of quarter end financial close process

January MOR - Statements of Operations

ENTITY NAME	Cytera Communications, LLC	Cytera Technologies, Inc.	Cytera Canada, LLC	Cytera Communications Canada, ULC	Cytera Data Centers, Inc.	Cytera DC Holdings, Inc.	Cytera DC Parent Holdings, Inc.	Cytera Federal Group, Inc.	Cytera Management, Inc.	Cytera Netherlands B.V.	Cytera Canada TRS, ULC	Cytera Digital Services, LLC	Cytera Employer Services, LLC	Cytera Holdings, LLC	Cytera Technologies Maryland, Inc.	Cytera Technologies, LLC
<b>Revenue</b>	<b>19,627,193</b>	-	-	<b>677,379</b>	-	-	-	<b>165,526</b>	-	<b>1,942</b>	-	-	-	-	-	-
Colocation Revenue	19,627,193	-	-	677,379	-	-	-	165,526	-	1,942	-	-	-	-	-	-
Cybersecurity Revenue	-	-	-	-	-	-	-	-	-	-	-	-	-	-	-	-
Intercompany Revenue	-	-	-	-	-	-	-	-	-	-	-	-	-	-	-	-
Val Adjustment Revenue	-	-	-	-	-	-	-	-	-	-	-	-	-	-	-	-
<b>Operating Expenses</b>	<b>(13,127,614)</b>	-	-	<b>(424,053)</b>	-	-	-	<b>(9,583)</b>	-	<b>542,503</b>	-	-	-	-	-	-
Personnel Operating Expenses	(1,635,110)	-	-	(43,599)	-	-	-	-	-	833	-	-	-	-	-	-
Total Direct - COR	(11,489,504)	-	-	(390,456)	-	-	-	(9,583)	-	541,650	-	-	-	-	-	-
<b>SG&amp;A</b>	<b>(1,980,152)</b>	-	-	<b>(2,198)</b>	-	-	-	<b>(31,290)</b>	<b>(6,993,383)</b>	-	-	-	-	-	-	-
Total Personnel SG&A	(1,883,623)	-	-	-	-	-	-	(13,134)	(2,374,781)	-	-	-	-	-	-	-
Marketing and Advertisement	(3,517)	-	-	-	-	-	-	(2,256)	(117,830)	-	-	-	-	-	-	-
Other SG&A	(93,012)	-	-	(2,198)	-	-	-	(15,899)	(4,500,772)	-	-	-	-	-	-	-
<b>Depreciation and Amortization</b>	-	-	-	-	-	-	-	-	-	-	-	-	-	-	-	-
Depreciation Expense	-	-	-	-	-	-	-	-	-	-	-	-	-	-	-	-
Amortization Expense	-	-	-	-	-	-	-	-	-	-	-	-	-	-	-	-
<b>Asset Impairment Loss</b>	-	-	-	-	-	-	-	-	-	-	-	-	-	-	-	-
Asset Impairment	-	-	-	-	-	-	-	-	-	-	-	-	-	-	-	-
Notes Receivable Asset Impairment Loss	-	-	-	-	-	-	-	-	-	-	-	-	-	-	-	-
IC Receivable Asset Impairment Loss	-	-	-	-	-	-	-	-	-	-	-	-	-	-	-	-
<b>Acquisition &amp; Other Cost</b>	-	-	-	-	-	-	-	-	-	-	-	-	-	-	-	-
Acquisition cost	-	-	-	-	-	-	-	-	-	-	-	-	-	-	-	-
Sponsor Fee	-	-	-	-	-	-	-	-	-	-	-	-	-	-	-	-
<b>Net Interest Expense</b>	<b>(2,725,447)</b>	-	-	<b>(539)</b>	-	-	-	-	-	-	-	-	-	-	-	-
Interest and Other Expense	(2,725,447)	-	-	(539)	-	-	-	-	-	-	-	-	-	-	-	-
Debt Issuance Cost Amortization	-	-	-	-	-	-	-	-	-	-	-	-	-	-	-	-
<b>Non-Operating Income</b>	<b>(565,410)</b>	-	-	<b>(20,081)</b>	-	<b>25,077</b>	-	-	<b>(757,557)</b>	<b>(86,295)</b>	-	-	-	-	-	-
Gain/Loss Asset Sale	-	-	-	-	-	-	-	-	-	-	-	-	-	-	-	-
Gain/Loss Exchange	(171,846)	-	-	(4,694)	-	25,077	-	-	(423)	(8,939)	-	-	-	-	-	-
Gain/Loss Investment	-	-	-	-	-	-	-	-	-	-	-	-	-	-	-	-
Other Non-Operating Income	(393,564)	-	-	(15,387)	-	-	-	-	(757,135)	(27,356)	-	-	-	-	-	-
<b>Change in Warrant Debt</b>	-	-	-	-	-	-	-	-	-	-	-	-	-	-	-	-
<b>Income and Other Tax</b>	-	-	-	-	-	-	-	-	-	-	-	-	-	-	-	-
Income Tax Expense	-	-	-	-	-	-	-	-	-	-	-	-	-	-	-	-
Deferred Income Tax	-	-	-	-	-	-	-	-	-	-	-	-	-	-	-	-
<b>Net G/L Contl Operation</b>	-	-	-	-	-	-	-	-	-	-	-	-	-	-	-	-
Gain/Loss Conti Operation	-	-	-	-	-	-	-	-	-	-	-	-	-	-	-	-
<b>Net Income</b>	<b>1,228,570</b>	-	-	<b>220,506</b>	-	<b>25,077</b>	-	<b>134,236</b>	<b>(7,760,524)</b>	<b>508,150</b>	-	-	-	-	-	-

Notes:

(1) All tax accruals are not reflected in the balance sheet and income statement due to timing of quarter end financial close process





January MOR - Schedule of Payments to Professionals

Debtor Entity	Name of Professional	Role	Date of Retention	Amount of any Retainers Received in Period	Amount of any Retainers Received Cumulative	Amount of Compensation Approved by Court in Period	Amount of Compensation Approved by Court Cumulative	Amount of Expense Approved by Court in Period	Amount of Expense Approved by Court Cumulative	Amount of Retainer Applied to Compensation in Period	Amount of Retainer Applied to Compensation Cumulative	Amount of Retainer Applied to Expense in Period	Amount of Retainer Applied to Expense Cumulative	Amounts Paid for Compensation in Period	Amounts Paid for Compensation Cumulative	Amounts Paid for Expense in Period	Amounts Paid for Expense Cumulative
Cytxera Management, Inc.	ALIXPARTNERS	Financial Professional	07 / 19 / 2023	-	413,362.29	1,153,489.50	10,139,205.75	47.72	14,727.99	-	-	-	-	1,153,489.50	10,139,205.75	47.72	14,727.99
Cytxera Management, Inc.	Alvarez & Marsal	Financial Professional	08 / 08 / 2023	-	-	11,880.00	1,658,859.50	5.33	372.97	-	-	-	-	11,880.00	1,658,859.50	5.33	372.97
Cytxera Management, Inc.	COLE SCHOTZ	Local Counsel	07 / 18 / 2023	-	649,404.50	18,745.50	265,481.10	20.90	2,813.54	-	-	-	-	18,745.50	265,481.10	20.90	2,813.54
Cytxera Management, Inc.	DELOITTE & TOUCHE LLP	Financial Professional	08 / 08 / 2023	-	-	335,411.00	986,008.00	-	808.01	-	-	-	-	335,411.00	986,008.00	-	808.01
Cytxera Management, Inc.	GUGGENHEIM	Financial Professional	07 / 18 / 2023	-	-	175,000.00	2,725,000.00	-	74,795.43	-	-	-	-	175,000.00	2,725,000.00	-	74,795.43
Cytxera Management, Inc.	KATTEN	Special Counsel	07 / 18 / 2023	-	136,636.50	256,673.60	1,561,276.90	1,083.19	2,919.14	-	-	-	-	256,673.60	1,561,276.90	1,083.19	2,919.14
Cytxera Management, Inc.	KIRKLAND & ELLIS LLP	Lead Counsel	07 / 18 / 2023	-	1,439,956.49	1,281,009.03	12,311,651.13	-	178,377.84	-	-	-	-	1,281,009.03	12,311,651.13	-	178,377.84

**January MOR - Schedule of Payments to Insiders**

<b>Debtor Entity</b>	<b>Recipient</b>	<b>Date of Payment</b>	<b>Amount of Payment</b>	<b>Account Used</b>	<b>Reason for Payment</b>
Cyxtera Communications, LLC	Multiple	01 / 12 / 2024	15,425.00	5233	Regular Salary
Cyxtera Management, Inc.	Multiple	01 / 12 / 2024	38,925.87	803	Regular Salary
Cyxtera Management, Inc.	Multiple	01 / 03 / 2024	120,000.00	4505	BOD Fees