

UNITED STATES BANKRUPTCY COURT

New Jersey DISTRICT OF New Jersey

In Re. Cyxtera Technologies Maryland, Inc.

§
§
§
§

Case No. 23-14866

Debtor(s)

Lead Case No. 23-14853

Jointly Administered

Monthly Operating Report

Chapter 11

Reporting Period Ended: 12/31/2023

Petition Date: 06/04/2023

Months Pending: 7

Industry Classification: 5 1 8 2

Reporting Method: Accrual Basis

Cash Basis

Debtor's Full-Time Employees (current):

0

Debtor's Full-Time Employees (as of date of order for relief):

0

Supporting Documentation (check all that are attached):

(For jointly administered debtors, any required schedules must be provided on a non-consolidated basis for each debtor)

- Statement of cash receipts and disbursements
Balance sheet containing the summary and detail of the assets, liabilities and equity (net worth) or deficit
Statement of operations (profit or loss statement)
Accounts receivable aging
Postpetition liabilities aging
Statement of capital assets
Schedule of payments to professionals
Schedule of payments to insiders
All bank statements and bank reconciliations for the reporting period
Description of the assets sold or transferred and the terms of the sale or transfer

/s/ Felice Yudkin

Signature of Responsible Party

01/21/2024

Date

Felice Yudkin

Printed Name of Responsible Party

Court Plaza North, 25 Main Street, Hackensack, NJ

07601

Address

STATEMENT: This Periodic Report is associated with an open bankruptcy case; therefore § 1320.4(a)(2) applies.



231485324011900000000015

Debtor's Name Cyxtera Technologies Maryland, Inc.

Case No. 23-14866

Part 1: Cash Receipts and Disbursements		Current Month	Cumulative
a.	Cash balance beginning of month	\$0	
b.	Total receipts (net of transfers between accounts)	\$0	\$0
c.	Total disbursements (net of transfers between accounts)	\$0	\$0
d.	Cash balance end of month (a+b-c)	\$0	
e.	Disbursements made by third party for the benefit of the estate	\$0	\$0
f.	Total disbursements for quarterly fee calculation (c+e)	\$0	\$0
Part 2: Asset and Liability Status		Current Month	
(Not generally applicable to Individual Debtors. See Instructions.)			
a.	Accounts receivable (total net of allowance)	\$0	
b.	Accounts receivable over 90 days outstanding (net of allowance)	\$0	
c.	Inventory (Book <input checked="" type="radio"/> Market <input type="radio"/> Other <input type="radio"/> (attach explanation))	\$0	
d.	Total current assets	\$0	
e.	Total assets	\$0	
f.	Postpetition payables (excluding taxes)	\$0	
g.	Postpetition payables past due (excluding taxes)	\$0	
h.	Postpetition taxes payable	\$0	
i.	Postpetition taxes past due	\$0	
j.	Total postpetition debt (f+h)	\$0	
k.	Prepetition secured debt	\$0	
l.	Prepetition priority debt	\$0	
m.	Prepetition unsecured debt	\$0	
n.	Total liabilities (debt) (j+k+l+m)	\$0	
o.	Ending equity/net worth (e-n)	\$0	
Part 3: Assets Sold or Transferred		Current Month	Cumulative
a.	Total cash sales price for assets sold/transferred outside the ordinary course of business	\$0	\$0
b.	Total payments to third parties incident to assets being sold/transferred outside the ordinary course of business	\$0	\$0
c.	Net cash proceeds from assets sold/transferred outside the ordinary course of business (a-b)	\$0	\$0
Part 4: Income Statement (Statement of Operations)		Current Month	Cumulative
(Not generally applicable to Individual Debtors. See Instructions.)			
a.	Gross income/sales (net of returns and allowances)	\$0	
b.	Cost of goods sold (inclusive of depreciation, if applicable)	\$0	
c.	Gross profit (a-b)	\$0	
d.	Selling expenses	\$0	
e.	General and administrative expenses	\$0	
f.	Other expenses	\$0	
g.	Depreciation and/or amortization (not included in 4b)	\$0	
h.	Interest	\$0	
i.	Taxes (local, state, and federal)	\$0	
j.	Reorganization items	\$0	
k.	Profit (loss)	\$0	\$0

Debtor's Name Cyxtera Technologies Maryland, Inc.

Case No. 23-14866

Part 5: Professional Fees and Expenses

			Approved Current Month	Approved Cumulative	Paid Current Month	Paid Cumulative	
a.	Debtor's professional fees & expenses (bankruptcy) <i>Aggregate Total</i>						
	<i>Itemized Breakdown by Firm</i>						
		Firm Name	Role				
	i						
	ii						
	iii						
	iv						
	v						
	vi						
	vii						
	viii						
	ix						
	x						
	xi						
	xii						
	xiii						
	xiv						
	xv						
	xvi						
	xvii						
	xviii						
	xix						
	xx						
	xxi						
	xxii						
	xxiii						
	xxiv						
	xxv						
	xxvi						
	xxvii						
xxviii							
xxix							
xxx							
xxxi							
xxxii							
xxxiii							
xxxiv							
xxxv							
xxxvi							

Debtor's Name Cyxtera Technologies Maryland, Inc.

Case No. 23-14866

xxxvii						
xxxviii						
xxxix						
xl						
xli						
xlii						
xliii						
xliv						
xlv						
xlvi						
xlvii						
xlviii						
xliv						
l						
li						
lii						
liii						
liv						
lv						
lvi						
lvii						
lviii						
lix						
lx						
lxi						
lxii						
lxiii						
lxiv						
lxv						
lxvi						
lxvii						
lxviii						
lxix						
lxx						
lxxi						
lxxii						
lxxiii						
lxxiv						
lxxv						
lxxvi						
lxxvii						
lxxviii						

Debtor's Name Cyxtera Technologies Maryland, Inc.

Case No. 23-14866

lxxix					
lxxx					
lxxxi					
lxxxii					
lxxxiii					
lxxxiv					
lxxxv					
lxxxvi					
lxxxvii					
lxxxviii					
lxxxix					
xc					
xc i					
xcii					
xciii					
xciv					
xcv					
xcvi					
xcvii					
xcviii					
xcix					
c					
ci					

			Approved Current Month	Approved Cumulative	Paid Current Month	Paid Cumulative	
b.	Debtor's professional fees & expenses (nonbankruptcy) <i>Aggregate Total</i>						
	<i>Itemized Breakdown by Firm</i>						
		Firm Name	Role				
	i						
	ii						
	iii						
	iv						
	v						
	vi						
	vii						
	viii						
	ix						
	x						
	xi						
	xii						
xiii							
xiv							

Debtor's Name Cyxtera Technologies Maryland, Inc.

Case No. 23-14866

xv						
xvi						
xvii						
xviii						
xix						
xx						
xxi						
xxii						
xxiii						
xxiv						
xxv						
xxvi						
xxvii						
xxviii						
xxix						
xxx						
xxxi						
xxxii						
xxxiii						
xxxiv						
xxxv						
xxxvi						
xxxvii						
xxxviii						
xxxix						
xl						
xli						
xlii						
xliii						
xliv						
xlv						
xlvi						
xlvii						
xlviii						
xliv						
l						
li						
lii						
liii						
liv						
lv						
lvi						

Debtor's Name Cyxtera Technologies Maryland, Inc.

Case No. 23-14866

lvii						
lviii						
lix						
lx						
lxi						
lxii						
lxiii						
lxiv						
lxv						
lxvi						
lxvii						
lxviii						
lxix						
lxx						
lxxi						
lxxii						
lxxiii						
lxxiv						
lxxv						
lxxvi						
lxxvii						
lxxvii						
lxxix						
lxxx						
lxxxii						
lxxxii						
lxxxiv						
lxxxv						
lxxxvi						
lxxxvi						
lxxxvi						
lxxxix						
xc						
xcii						
xciii						
xciv						
xcv						
xcvi						
xcvii						
xcviii						

Debtor's Name Cyxtera Technologies Maryland, Inc.

Case No. 23-14866

	xcix					
	c					
c.	All professional fees and expenses (debtor & committees)			\$0	\$0	\$0

Part 6: Postpetition Taxes		Current Month	Cumulative
a.	Postpetition income taxes accrued (local, state, and federal)	\$0	\$0
b.	Postpetition income taxes paid (local, state, and federal)	\$0	\$0
c.	Postpetition employer payroll taxes accrued	\$0	\$0
d.	Postpetition employer payroll taxes paid	\$0	\$0
e.	Postpetition property taxes paid	\$0	\$0
f.	Postpetition other taxes accrued (local, state, and federal)	\$0	\$0
g.	Postpetition other taxes paid (local, state, and federal)	\$0	\$0

Part 7: Questionnaire - During this reporting period:

- a. Were any payments made on prepetition debt? (if yes, see Instructions) Yes No
- b. Were any payments made outside the ordinary course of business without court approval? (if yes, see Instructions) Yes No
- c. Were any payments made to or on behalf of insiders? Yes No
- d. Are you current on postpetition tax return filings? Yes No
- e. Are you current on postpetition estimated tax payments? Yes No
- f. Were all trust fund taxes remitted on a current basis? Yes No
- g. Was there any postpetition borrowing, other than trade credit? (if yes, see Instructions) Yes No
- h. Were all payments made to or on behalf of professionals approved by the court? Yes No N/A
- i. Do you have:
 - Worker's compensation insurance? Yes No
 - If yes, are your premiums current? Yes No N/A (if no, see Instructions)
 - Casualty/property insurance? Yes No
 - If yes, are your premiums current? Yes No N/A (if no, see Instructions)
 - General liability insurance? Yes No
 - If yes, are your premiums current? Yes No N/A (if no, see Instructions)
- j. Has a plan of reorganization been filed with the court? Yes No
- k. Has a disclosure statement been filed with the court? Yes No
- l. Are you current with quarterly U.S. Trustee fees as set forth under 28 U.S.C. § 1930? Yes No

Debtor's Name Cyxtera Technologies Maryland, Inc.

Case No. 23-14866


Part 8: Individual Chapter 11 Debtors (Only)

- a. Gross income (receipts) from salary and wages \$0
- b. Gross income (receipts) from self-employment \$0
- c. Gross income from all other sources \$0
- d. Total income in the reporting period (a+b+c) \$0
- e. Payroll deductions \$0
- f. Self-employment related expenses \$0
- g. Living expenses \$0
- h. All other expenses \$0
- i. Total expenses in the reporting period (e+f+g+h) \$0
- j. Difference between total income and total expenses (d-i) \$0
- k. List the total amount of all postpetition debts that are past due \$0
- l. Are you required to pay any Domestic Support Obligations as defined by 11 U.S.C § 101(14A)? Yes No
- m. If yes, have you made all Domestic Support Obligation payments? Yes No N/A

Privacy Act Statement

28 U.S.C. § 589b authorizes the collection of this information, and provision of this information is mandatory under 11 U.S.C. §§ 704, 1106, and 1107. The United States Trustee will use this information to calculate statutory fee assessments under 28 U.S.C. § 1930(a)(6). The United States Trustee will also use this information to evaluate a chapter 11 debtor's progress through the bankruptcy system, including the likelihood of a plan of reorganization being confirmed and whether the case is being prosecuted in good faith. This information may be disclosed to a bankruptcy trustee or examiner when the information is needed to perform the trustee's or examiner's duties or to the appropriate federal, state, local, regulatory, tribal, or foreign law enforcement agency when the information indicates a violation or potential violation of law. Other disclosures may be made for routine purposes. For a discussion of the types of routine disclosures that may be made, you may consult the Executive Office for United States Trustee's systems of records notice, UST-001, "Bankruptcy Case Files and Associated Records." See 71 Fed. Reg. 59,818 et seq. (Oct. 11, 2006). A copy of the notice may be obtained at the following link: http://www.justice.gov/ust/eo/rules_regulations/index.htm. Failure to provide this information could result in the dismissal or conversion of your bankruptcy case or other action by the United States Trustee. 11 U.S.C. § 1112(b)(4)(F).


I declare under penalty of perjury that the foregoing Monthly Operating Report and its supporting documentation are true and correct and that I have been authorized to sign this report on behalf of the estate.

DocuSigned by:

 C99036B5ABD84B8...
 Signature of Responsible Party
 Plan Administrator
 Title


Eugene Davis
 Printed Name of Responsible Party
 01/21/2024
 Date

Debtor's Name Cyxtera Technologies Maryland, Inc.


Case No. 23-14866




PageOnePartOne



PageOnePartTwo




PageTwoPartOne




PageTwoPartTwo

Debtor's Name Cyxtera Technologies Maryland, Inc.


Case No. 23-14866




Bankruptcy1to50



Bankruptcy51to100




NonBankruptcy1to50




NonBankruptcy51to100

Debtor's Name Cyxtera Technologies Maryland, Inc.

Case No. 23-14866



PageThree



PageFour

DocuSign Envelope ID: 77A45E5D-11B9-4C41-8574-77175E7D0548

December MOR - Statements of Cash Receipts and Disbursements

ENTITY NAME	Cytera Communications, LLC	Cytera Technologies, Inc.	Cytera Canada, LLC	Cytera Communications Canada, LLC	Cytera Data Centers, Inc.	Cytera DC Holdings, Inc.	Cytera DC Parent Holdings, Inc.	Cytera Federal Group, Inc.	Cytera Management, Inc.	Cytera Netherlands B.V.	Cytera Canada TRS, LLC	Cytera Digital Services, LLC	Cytera Employer Services, LLC	Cytera Holdings, LLC	Cytera Technologies Maryland, Inc.	Cytera Technologies, LLC
CASH BEGINNING AS OF DECEMBER 31ST 2023	75,453,138	5,881	-	10,258,590	-	80,515	-	48,707	3,013,889	-	-	-	-	-	-	-
RECEIPTS	-	-	-	-	-	-	-	-	-	-	-	-	-	-	-	-
TOTAL RECEIPTS	95,313,165	-	-	12,160,525	-	1,864,933	-	470,611	17,014,782	-	-	-	-	-	-	-
DISBURSEMENTS (1)	-	-	-	-	-	-	-	-	-	-	-	-	-	-	-	-
CASH	6,360,743	-	-	293,971	-	-	-	-	41,467	-	-	-	-	-	-	-
COMMISSIONS	841,893	-	-	-	-	-	-	-	-	-	-	-	-	-	-	-
EMPLOYEE / BENEFITS	5,833,300	-	-	141,543	-	-	-	51,291	3,472,565	-	-	-	-	-	-	-
EQUIPMENT LEASES	1,486,733	-	-	-	-	-	-	-	-	-	-	-	-	-	-	-
OTHER	5,787,313	201	-	1,074,634	-	1,862,755	-	285,216	13,960,760	-	-	-	-	-	-	-
RENT	17,457,104	-	-	438,454	-	-	-	-	255,923	-	-	-	-	-	-	-
TAX	154,082	-	-	-	-	-	-	-	33,718	-	-	-	-	-	-	-
THIRD PARTY	858,689	-	-	-	-	-	-	-	-	-	-	-	-	-	-	-
UTILITIES	9,525,054	-	-	75,039	-	-	-	-	-	-	-	-	-	-	-	-
TOTAL DISBURSEMENTS	47,324,032	201	-	2,001,622	-	1,862,755	-	336,507	17,774,132	-	-	-	-	-	-	-
NET CASH FLOW (RECEIPTS LESS DISBURSEMENTS)	48,189,133	(201)	-	10,158,903	-	2,178	-	134,104	(759,350)	-	-	-	-	-	-	-
CASH - END OF MONTH	123,642,271	5,681	-	20,417,493	-	82,693	-	182,811	2,254,539	-	-	-	-	-	-	-

Notes:
 (1) Only includes external disbursements; intercompany disbursements removed

DocuSign Envelope ID: 77A45E5D-11B9-4C41-8574-77175E7D0548

December MOR - Balance Sheet

ENTITY NAME	Cytera Communications, LLC	Cytera Technologies, Inc.	Cytera Canada, LLC	Cytera Communications Canada, LLC	Cytera Data Centers, Inc.	Cytera DC Holdings, Inc.	Cytera DC Parent Holdings, Inc.	Cytera Federal Group, Inc.	Cytera Management, Inc.	Cytera Netherlands B.V.	Cytera Canada TRS, LLC	Cytera Digital Services, LLC	Cytera Employer Services, LLC	Cytera Holdings, LLC	Cytera Technologies Maryland, Inc.	Cytera Technologies, LLC
Current Assets	361,563,574	1,530,454	-	21,778,769	-	33,493	-	1,042,656	13,364,699	-	-	-	-	-	-	-
Cash	127,622,481	55,681	-	19,801,180	-	32,693	-	122,527	2,254,539	-	-	-	-	-	-	-
Trade Receivables	15,982,037	-	-	1,712,868	-	-	-	-	107,215	-	(6,301)	-	-	-	-	-
Intercompany Receivables	-	-	-	-	-	-	-	-	1,192,602	-	-	-	-	-	-	-
Other Current Assets	17,959,056	1,474,773	-	262,721	-	0	-	737,218	9,720,343	-	-	-	-	-	-	-
Non-Current Assets	1,818,106,046	10,327,205	-	64,546,760	-	2,008,496,609	-	345,568	12,535,464	-	-	-	-	-	-	-
PP&E	1,275,686,129	-	-	57,374,884	-	-	-	-	2,841,025	-	9,829	-	-	-	-	-
Operating	109,864,676	-	-	2,301,339	-	-	-	-	9,062,809	-	-	-	-	-	-	-
Goodwill	0	-	-	-	-	-	-	-	-	-	-	-	-	-	-	-
Net Intangible Asset	377,345,106	-	-	4,769,085	-	-	-	-	-	-	-	-	-	-	-	-
Other Long Term Asset	15,270,137	10,327,205	-	11,248	-	2,008,496,609	-	345,568	631,630	-	-	-	-	-	-	-
Current Liabilities	(72,022,890)	(104,422,700)	(9,090,041)	30,527,434	-	152,424,840	-	5,172,236	646,162,749	(12,408,472)	-	-	-	-	-	-
AP	(2,653,822)	-	-	(10,071)	-	-	-	(23,711)	(4,953,562)	(1,067,050)	-	-	-	-	-	-
Accrued Expenses	80,736,122	188,478	-	1,317,701	-	1,977,584	-	256,670	15,815,841	9,000,789	-	-	-	-	-	-
Other Current Liabilities	(83,463,970)	-	-	(306,481)	-	-	-	(38,638)	4,222	4,238	-	-	-	-	-	-
Intercompany Payable	(130,763,636)	(104,416,178)	(9,090,041)	25,490,366	-	(10,021,255)	-	6,741,252	618,426,306	(22,682,499)	-	-	-	-	-	-
Short Term Operating Lease	27,068,383	-	-	313,199	-	-	-	-	3,283,367	-	-	-	-	-	-	-
Capital Lease ORO	24,340,185	-	-	-	-	-	-	-	0	-	-	-	-	-	-	-
Current Portion of Debt	-	-	-	-	-	200,468,511	-	-	-	-	-	-	-	-	-	-
Deferred Revenue	24,742,790	-	-	2,282,616	-	-	-	882,192	-	1,971	-	-	-	-	-	-
Non-Current Liabilities	1,067,380,223	1,160,655	-	27,778,445	-	970,965,318	-	(715,814)	10,185,542	-	-	-	-	-	-	-
Other Non-Current Liabilities	234,626,733	-	-	9,109,488	-	970,965,318	-	919,494	10,146,400	-	-	-	-	-	-	-
Long Term Debt LCM	-	-	-	(0)	-	(0)	-	-	-	-	-	-	-	-	-	-
Long Term Cap Lease Obligation	850,165,385	-	-	22,668,955	-	-	-	-	(0)	-	-	-	-	-	-	-
Deferred Tax Liability	2,735,107	1,160,655	-	7	-	-	-	(1,231,528)	(760,905)	-	-	-	-	-	-	-
Shareholder's Equity	984,311,256	114,024,709	9,090,041	28,019,651	-	885,139,144	-	(6,068,215)	(624,309,127)	12,817,042	-	-	-	-	-	-
Common Stock	-	-	-	-	-	-	-	-	-	-	-	-	-	-	-	-
Other Shareholder's Equity	1,788,772,740	540,312,669	9,103,140	68,348,289	-	1,333,231,202	-	813,488	70,248,854	778,260	-	-	-	-	-	-
Treasury Stock	-	-	-	-	-	-	-	-	-	-	-	-	-	-	-	-
Accumulated Dividend	-	-	-	-	-	-	-	-	-	-	-	-	-	-	-	-
Retained Earnings	(804,461,484)	(425,287,966)	(13,099)	(40,328,638)	-	(448,092,058)	-	(6,881,703)	(694,557,981)	12,038,782	-	-	-	-	-	-

Notes:
 (1) All tax accruals are not reflected in the balance sheet and income statement due to timing of quarter end financial close process

DocuSign Envelope ID: 77A45E5D-11B9-4C41-8574-77175E7D0548

December MOR - Statements of Operations

ENTITY NAME	Cytera Communications, LLC	Cytera Technologies, Inc.	Cytera Canada, LLC	Cytera Communications Canada, LLC	Cytera Data Centers, Inc.	Cytera DC Holdings, Inc.	Cytera DC Parent Holdings, Inc.	Cytera Federal Group, Inc.	Cytera Management, Inc.	Cytera Netherlands B.V.	Cytera Canada TBS, LLC	Cytera Digital Services, LLC	Cytera Employee Services, LLC	Cytera Holdings, LLC	Cytera Technologies Maryland, Inc.	Cytera Technologies, LLC
Revenue	52,846,860	-	-	2,118,153	-	-	-	466,280	-	-	-	-	-	-	-	-
Education Revenue	53,385,943	-	-	2,004,818	-	-	-	466,280	-	-	-	-	-	-	-	-
Disproportionate Revenue	-	-	-	-	-	-	-	-	-	-	-	-	-	-	-	-
Inter-company Revenue	(537,083)	-	-	113,315	-	-	-	-	-	-	-	-	-	-	-	-
Net Adjustment Revenue	-	-	-	-	-	-	-	-	-	-	-	-	-	-	-	-
Operating Expenses	(25,806,741)	-	-	(659,868)	-	-	-	(2,912)	21	(88,148)	-	-	-	-	-	-
Personnel Operating Expenses	(4,749,863)	-	-	(109,289)	-	-	-	-	21	(88,148)	-	-	-	-	-	-
Local Direct - COR	(21,057,078)	-	-	(551,603)	-	-	-	(2,912)	-	578	-	-	-	-	-	-
SG&A	(4,175,248)	-	-	19,406	-	-	-	(276,044)	(4,453,294)	(5,072)	-	-	-	-	-	-
Total Personnel SG&A	(9,078,457)	-	-	(5,292)	-	-	-	(150,293)	(2,517,180)	(7,449)	-	-	-	-	-	-
Marketing and Advertisement	(10,540)	-	-	-	-	-	-	-	(250,643)	4,370	-	-	-	-	-	-
Other SG&A	(86,251)	-	-	33,758	-	-	-	-	(4,439,651)	(2,252)	-	-	-	-	-	-
Depreciation and Amortization	(16,576,861)	-	-	(671,774)	-	-	-	(125,751)	(150,533)	-	-	-	-	-	-	-
Depreciation Expense	(11,531,074)	-	-	(671,774)	-	-	-	-	(150,533)	-	-	-	-	-	-	-
Amortization Expense	(5,045,787)	-	-	-	-	-	-	-	-	-	-	-	-	-	-	-
Asset Impairment Loss	-	-	-	-	-	-	-	-	-	-	-	-	-	-	-	-
Asset Impairment	-	-	-	-	-	-	-	-	-	-	-	-	-	-	-	-
Notes Receivable Asset Impairment Loss	-	-	-	-	-	-	-	-	-	-	-	-	-	-	-	-
Accruals and Other Costs	-	-	-	-	-	-	-	-	-	-	-	-	-	-	-	-
Acquisition & Other Costs	-	-	-	-	-	-	-	-	-	-	-	-	-	-	-	-
Acquisition cost	-	-	-	-	-	-	-	-	-	-	-	-	-	-	-	-
Sponsor Fee	-	-	-	-	-	-	-	-	-	-	-	-	-	-	-	-
Net Interest Expense	(6,898,690)	-	-	(158,582)	-	(1,680,738)	-	(57,425)	(671,284)	29,702	-	-	-	-	-	-
Interest and Other Expense	(6,898,690)	-	-	(158,582)	-	(1,680,738)	-	(57,425)	(671,284)	29,702	-	-	-	-	-	-
Debt Issuance Cost Amortization	-	-	-	-	-	-	-	-	-	-	-	-	-	-	-	-
Non-Operating Income	22,178,617	(201)	-	2,173,835	-	207,128	-	(590)	124,505	132,551	-	-	-	-	-	-
Gain/Loss Asset Sale	40,842	-	-	9,254,077	-	207,128	-	-	-	-	-	-	-	-	-	-
Gain/Loss Exchange	2,705,670	-	-	(101,283)	-	-	-	-	-	(2,886)	-	-	-	-	-	-
Gain/Loss Investment	-	-	-	-	-	-	-	-	-	-	-	-	-	-	-	-
Other Non-Operating Income	19,433,505	(201)	-	(1,678,960)	-	(313)	-	(590)	124,505	135,637	-	-	-	-	-	-
Change in Warrant Debt	(185,331)	-	-	-	-	-	-	-	-	-	-	-	-	-	-	-
Income and Other Tax	(185,331)	-	-	-	-	-	-	-	-	-	-	-	-	-	-	-
Income Tax Expense	(185,331)	-	-	-	-	-	-	-	-	-	-	-	-	-	-	-
Deferred Income Tax	-	-	-	-	-	-	-	-	-	-	-	-	-	-	-	-
Net G/L Contl. Operation	-	-	-	-	-	-	-	-	-	-	-	-	-	-	-	-
Asset/Loss Contl. Operation	-	-	-	-	-	-	-	-	-	-	-	-	-	-	-	-
Net Income	21,381,979	(201)	-	7,821,170	-	(1,473,611)	-	125,310	(4,640,589)	88,534	-	-	-	-	-	-

Notes:
 (1) All tax accruals are not reflected in the balance sheet and income statement due to timing of quarter end financial close process

DocuSign Envelope ID: 77A45E5D-11B9-4C41-8574-77175E7D0548

December MOR - Payments Made On Prepetition Debt

ENTITY NAME	Cytera Communications, LLC	Cytera Technologies, Inc.	Cytera Canada, LLC	Cytera Communications Canada, LLC	Cytera Data Centers, Inc.	Cytera DC Holdings, Inc.	Cytera DC Parent Holdings, Inc.	Cytera Federal Group, Inc.	Cytera Management, Inc.	Cytera Netherlands B.V.	Cytera Canada TRS, LLC	Cytera Digital Services, LLC	Cytera Employer Services, LLC	Cytera Holdings, LLC	Cytera Technologies Maryland, Inc.	Cytera Technologies, LLC
Vendor	1,531,601	-	-	74,962	-	-	-	68,540	374,083	88,412	-	-	-	-	-	-
Insurance	-	-	-	-	-	-	-	-	-	-	-	-	-	-	-	-
Wages	-	-	-	-	-	-	-	-	-	-	-	-	-	-	-	-
DDP	-	-	-	-	-	-	-	-	-	-	-	-	-	-	-	-
Tax	-	-	-	-	-	-	-	-	-	-	-	-	-	-	-	-
Customer	-	-	-	-	-	-	-	-	-	-	-	-	-	-	-	-
Grand total	1,531,601	-	-	74,962	-	-	-	68,540	374,083	88,412	-	-	-	-	-	-