

Fill in this information to identify the case:

Debtor Emerge Energy Services LP

United States Bankruptcy Court for the: _____ District of Delaware
(State)

Case number 19-11563

**Official Form 410
Proof of Claim**

04/19

Read the instructions before filling out this form. This form is for making a claim for payment in a bankruptcy case. Do not use this form to make a request for payment of an administrative expense. Make such a request according to 11 U.S.C. § 503.

Filers must leave out or redact information that is entitled to privacy on this form or on any attached documents. Attach redacted copies or any documents that support the claim, such as promissory notes, purchase orders, invoices, itemized statements of running accounts, contracts, judgments, mortgages, and security agreements. **Do not send original documents;** they may be destroyed after scanning. If the documents are not available, explain in an attachment.

A person who files a fraudulent claim could be fined up to \$500,000, imprisoned for up to 5 years, or both. 18 U.S.C. §§ 152, 157, and 3571.

Fill in all the information about the claim as of the date the case was filed. That date is on the notice of bankruptcy (Form 309) that you received.

Part 1: Identify the Claim

1. Who is the current creditor?	<u>AZMAT MALL</u> Name of the current creditor (the person or entity to be paid for this claim)	
	Other names the creditor used with the debtor _____	
2. Has this claim been acquired from someone else?	<input checked="" type="checkbox"/> No <input type="checkbox"/> Yes. From whom? _____	
3. Where should notices and payments to the creditor be sent?	Where should notices to the creditor be sent?	Where should payments to the creditor be sent? (if different)
Federal Rule of Bankruptcy Procedure (FRBP) 2002(g)	<u>AZMAT MALL</u> <u>7107 SILKTREE CT.</u> <u>DENTON, TEXAS 76208, USA</u>	
	Contact phone <u>2148622489</u>	Contact phone _____
	Contact email <u>MARTINPUR65@GMAIL.COM</u>	Contact email _____
	Uniform claim identifier for electronic payments in chapter 13 (if you use one): _____	
4. Does this claim amend one already filed?	<input checked="" type="checkbox"/> No <input type="checkbox"/> Yes. Claim number on court claims registry (if known) _____ Filed on _____ MM / DD / YYYY	
5. Do you know if anyone else has filed a proof of claim for this claim?	<input checked="" type="checkbox"/> No <input type="checkbox"/> Yes. Who made the earlier filing? _____	



Part 2: Give Information About the Claim as of the Date the Case Was Filed

6. Do you have any number you use to identify the debtor? No
 Yes. Last 4 digits of the debtor's account or any number you use to identify the debtor: ____ _

7. How much is the claim? \$ 67,127.10. Does this amount include interest or other charges?
 No
 Yes. Attach statement itemizing interest, fees, expenses, or other charges required by Bankruptcy Rule 3001(c)(2)(A).

8. What is the basis of the claim? Examples: Goods sold, money loaned, lease, services performed, personal injury or wrongful death, or credit card.
Attach redacted copies of any documents supporting the claim required by Bankruptcy Rule 3001(c).
Limit disclosing information that is entitled to privacy, such as health care information.
PURCHASED 3000 SHARES OVER IN IRA ACCOUNT OVER 4+ YEARS

9. Is all or part of the claim secured? No
 Yes. The claim is secured by a lien on property.
Nature or property:
 Real estate: If the claim is secured by the debtor's principle residence, file a *Mortgage Proof of Claim Attachment* (Official Form 410-A) with this *Proof of Claim*.
 Motor vehicle
 Other. Describe: _____
Basis for perfection: _____
Attach redacted copies of documents, if any, that show evidence of perfection of a security interest (for example, a mortgage, lien, certificate of title, financing statement, or other document that shows the lien has been filed or recorded.)
Value of property: \$ _____
Amount of the claim that is secured: \$ _____
Amount of the claim that is unsecured: \$ _____ (The sum of the secured and unsecured amount should match the amount in line 7.)
Amount necessary to cure any default as of the date of the petition: \$ _____
Annual Interest Rate (when case was filed) _____ %
 Fixed
 Variable

10. Is this claim based on a lease? No
 Yes. Amount necessary to cure any default as of the date of the petition. \$ _____

11. Is this claim subject to a right of setoff? No
 Yes. Identify the property: _____



12. Is all or part of the claim entitled to priority under 11 U.S.C. § 507(a)?

No

Yes. Check all that apply:

Domestic support obligations (including alimony and child support) under 11 U.S.C. § 507(a)(1)(A) or (a)(1)(B).

Up to \$3,025* of deposits toward purchase, lease, or rental of property or services for personal, family, or household use. 11 U.S.C. § 507(a)(7).

Wages, salaries, or commissions (up to \$13,650*) earned within 180 days before the bankruptcy petition is filed or the debtor's business ends, whichever is earlier. 11 U.S.C. § 507(a)(4).

Taxes or penalties owed to governmental units. 11 U.S.C. § 507(a)(8).

Contributions to an employee benefit plan. 11 U.S.C. § 507(a)(5).

Other. Specify subsection of 11 U.S.C. § 507(a)() that applies.

Amount entitled to priority

\$ _____

\$ _____

\$ _____

\$ _____

\$ _____

\$ _____

* Amounts are subject to adjustment on 4/01/22 and every 3 years after that for cases begun on or after the date of adjustment.

13. Is all or part of the claim pursuant to 11 U.S.C. § 503(b)(9)?

No

Yes. Indicate the amount of your claim arising from the value of any goods received by the debtor within 20 days before the date of commencement of the above case, in which the goods have been sold to the Debtor in the ordinary course of such Debtor's business. Attach documentation supporting such claim.

\$ _____

Part 3: Sign Below

The person completing this proof of claim must sign and date it. FRBP 9011(b).

If you file this claim electronically, FRBP 5005(a)(2) authorizes courts to establish local rules specifying what a signature is.

A person who files a fraudulent claim could be fined up to \$500,000, imprisoned for up to 5 years, or both. 18 U.S.C. §§ 152, 157, and 3571.

Check the appropriate box:

I am the creditor.

I am the creditor's attorney or authorized agent.

I am the trustee, or the debtor, or their authorized agent. Bankruptcy Rule 3004.

I am a guarantor, surety, endorser, or other codebtor. Bankruptcy Rule 3005.

I understand that an authorized signature on this Proof of Claim serves as an acknowledgement that when calculating the amount of the claim, the creditor gave the debtor credit for any payments received toward the debt.

I have examined the information in this Proof of Claim and have reasonable belief that the information is true and correct.

I declare under penalty of perjury that the foregoing is true and correct.

Executed on date 09/06/2019
MM / DD / YYYY

/s/Azmat Mall
Signature

Print the name of the person who is completing and signing this claim:

Name Azmat Mall
First name Middle name Last name

Title N/A

Company N/A
Identify the corporate servicer as the company if the authorized agent is a servicer.

Address _____

Contact phone _____ Email _____



KCC ePOC Electronic Claim Filing Summary

For phone assistance: Domestic (877) 634-7165 | International 001-310-823-9000

Debtor: 19-11563 - Emerge Energy Services LP		
District: District of Delaware		
Creditor: AZMAT MALL 7107 SILKTREE CT. DENTON, TEXAS, 76208 USA Phone: 2148622489 Phone 2: 9408081596 Fax: Email: MARTINPUR65@GMAIL.COM	Has Supporting Documentation: Yes, supporting documentation successfully uploaded Related Document Statement:	
		Has Related Claim: No Related Claim Filed By:
		Filing Party: Creditor
Other Names Used with Debtor:		Amends Claim: No Acquired Claim: No
Basis of Claim: PURCHASED 3000 SHARES OVER IN IRA ACCOUNT OVER 4+ YEARS	Last 4 Digits: No	Uniform Claim Identifier:
Total Amount of Claim: 67,127.10	Includes Interest or Charges: No	
Has Priority Claim: No	Priority Under:	
Has Secured Claim: No Amount of 503(b)(9): No Based on Lease: No Subject to Right of Setoff: No	Nature of Secured Amount: Value of Property: Annual Interest Rate: Arrearage Amount: Basis for Perfection: Amount Unsecured:	
Submitted By: Azmat Mall on 06-Sep-2019 5:12:42 p.m. Eastern Time Title: N/A Company: N/A		



Fidelity Rollover IRA AZMAT S MALL - ROLLOVER IRA - FIDELITY
MANAGEMENT TRUST CO - CUSTODIAN

► **Account Number: 467-261947**

Envelope # BHKKLCBBBDMVK

AZMAT SAMUEL MALL
7107 SILKTREE CT
DENTON TX 76208-7602

Your Account Value: **\$1,074.61**

Change from Last Period: ▼ \$176.14

	This Period	Year-to-Date
Beginning Account Value	\$1,250.75	\$5,585.24
Additions	54.00	54.00
Change in Investment Value *	-230.14	-4,564.63
Ending Account Value **	\$1,074.61	\$1,074.61
Accrued Interest (AI)	0.00	
Ending Account Value Incl. AI	\$1,074.61	

* Reflects appreciation or depreciation of your holdings due to price changes, transactions from Other Activity In or Out and Multi-currency transactions, plus any distribution and income earned during the statement period.

** Excludes unpriced securities.

Contact Information

Online	Fidelity.com
FAST SM -Automated Telephone	(800) 544-5555
Customer Service	(800) 544-6666





Account Summary

Account # 467-261947
AZMAT SAMUEL MALL - ROLLOVER IRA

Account Value: **\$1,074.61**

Account Holdings

Change in Account Value ▼ **\$176.14**

	This Period	Year-to-Date
Beginning Account Value	\$1,250.75	\$5,585.24
Additions	54.00	54.00
Contributions	54.00	54.00
Change in Investment Value *	-230.14	-4,564.63
Ending Account Value	\$1,074.61	\$1,074.61
Accrued Interest (AI)	0.00	
Ending Account Value Incl. AI	\$1,074.61	

Total Account Trades Sep 2018 - Aug 2019: 0

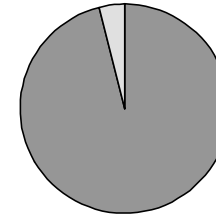
* Reflects appreciation or depreciation of your holdings due to price changes, transactions from Other Activity In or Out and Multi-currency transactions, plus any distribution and income earned during the statement period.

Core Account and Credit Balance Cash Flow

Core Account: FIDELITY GOVERNMENT CASH RESERVES

	This Period	Year-to-Date
Beginning Balance	\$975.29	\$965.24
Investment Activity		
Dividends, Interest & Other Income ^D	3.32	13.37
Total Investment Activity	\$3.32	\$13.37

4% Stocks (\$42)



96% Core Account (\$1,032)

Top Holdings

Description	Value	Percent of Account
Fidelity Government Cash Reserves	\$1,032	96%
Emerge Energy Svcs LP Com Rep Partn	42	4%
Total	\$1,074	100%

Please note that, due to rounding, percentages may not add to 100%.

Income Summary

	This Period	Year-to-Date
Tax-deferred	\$3.32	\$13.37
Total	\$3.32	\$13.37

Contributions and Distributions

	This Period	Year-to-Date
2019 Contributions	\$54.00	\$54.00



Core Account and Credit Balance Cash Flow (continued)
Core Account: FIDELITY GOVERNMENT CASH RESERVES

Account # 467-261947
AZMAT SAMUEL MALL - ROLLOVER IRA

	This Period	Year-to-Date
Cash Management Activity		
Contributions	54.00	54.00
Total Cash Management Activity	\$54.00	\$54.00
Ending Balance	\$1,032.61	\$1,032.61

D Includes dividend reinvestments.

Holdings

Core Account

Description	Beginning Market Value Jul 1, 2019	Quantity Aug 31, 2019	Price Per Unit Aug 31, 2019	Ending Market Value Aug 31, 2019	Cost	Unrealized Gain/Loss Aug 31, 2019	EAI (\$) / EY (%)
FIDELITY GOVERNMENT CASH RESERVES (FDRXX) -- 7-day yield: 1.83%	\$975.29	1,032.610	\$1.0000	\$1,032.61	not applicable	not applicable	\$20.30 1.970%
Total Core Account (96% of account holdings)	\$975.29			\$1,032.61			\$20.30

Stocks

Description	Beginning Market Value Jul 1, 2019	Quantity Aug 31, 2019	Price Per Unit Aug 31, 2019	Ending Market Value Aug 31, 2019	Cost	Unrealized Gain/Loss Aug 31, 2019	EAI (\$) / EY (%)
Common Stock							
EMERGE ENERGY SVCS LP COM REP PARTN (EMESQ)	\$275.46	3,000.000	\$0.0140	\$42.00	\$67,128.05	-\$67,086.05	-
Total Common Stock (4% of account holdings)	\$275.46			\$42.00	\$67,128.05	-\$67,086.05	-
Total Stocks (4% of account holdings)	\$275.46			\$42.00	\$67,128.05	-\$67,086.05	-
Total Holdings				\$1,074.61	\$67,128.05	-\$67,086.05	\$20.30

S

MR_CE_BHKKLCBBDMVK_BB888 20190830



Holdings

Account # 467-261947
AZMAT SAMUEL MALL - ROLLOVER IRA

All positions held in cash account unless indicated otherwise.

EAI **Estimated Annual Income (EAI) & Estimated Yield (EY)**- EAI is an estimate of annual income for a specific security position over the next rolling 12 months. EAI may be negative on short & EY positions. EY is calculated by dividing the current EAI for a security position by its statement closing date market value. EAI and EY are estimates only and may include return of principal and/or capital gains, which would render them overstated. Actual income and yield might be lower or higher than the estimated amounts. **For calculation details, refer to the "Additional Information and Endnotes" section.**

Total Cost does not include the cost basis on core, money market or other positions where cost basis is unknown or not applicable.

Activity

Dividends, Interest & Other Income

(Includes dividend reinvestment)

Settlement Date	Security Name	Symbol/ CUSIP	Description	Quantity	Price	Amount
07/31	FIDELITY GOVERNMENT CASH RESERVES	316067107	Dividend Received	-	-	\$1.69
08/30	FIDELITY GOVERNMENT CASH RESERVES	316067107	Dividend Received	-	-	1.63
Total Dividends, Interest & Other Income						\$3.32

Contributions

Date	Reference	Description	Amount
08/02		Deposit Elan Cardsvc Current Year Contrib	\$54.00
Total Contributions			\$54.00



Activity

Account # 467-261947
AZMAT SAMUEL MALL - ROLLOVER IRA

Core Fund Activity

For more information about the operation of your core account, please refer to your Customer Agreement.

Settlement Date	Account Type	Transaction	Description	Quantity	Price	Amount	Balance
07/31	CASH	Reinvestment	FIDELITY GOVERNMENT CASH RESERVES REINVEST @ \$1.000	1.690	\$1.0000	\$1.69	\$976.98
08/02	CASH	You Bought	FIDELITY GOVERNMENT CASH RESERVES @ 1	54.000	1.0000	54.00	1,030.98
08/30	CASH	Reinvestment	FIDELITY GOVERNMENT CASH RESERVES REINVEST @ \$1.000	1.630	1.0000	1.63	1,032.61
Total Core Fund Activity						\$57.32	

Estimated Cash Flow *(Rolling as of August 31, 2019)*

Month	Bond & CD Income	Bond & CD Principal	Stock Income	ETP Income	Mutual Fund Income	Other Income	Total Est. Cash Flow
September 2019	--	--	--	--	\$2	--	\$2
October	--	--	--	--	2	--	2
November	--	--	--	--	2	--	2
December	--	--	--	--	2	--	2
January 2020	--	--	--	--	2	--	2
February	--	--	--	--	2	--	2
March	--	--	--	--	2	--	2
April	--	--	--	--	2	--	2
May	--	--	--	--	2	--	2
June	--	--	--	--	2	--	2
July	--	--	--	--	2	--	2
August	--	--	--	--	2	--	2
Total	--	--	--	--	\$24	--	\$24

This table presents the estimated monthly interest and dividend income and return of principal that your current holdings may generate over the next rolling 12 months. The cash flows displayed are estimates provided for informational purposes only and there is no guarantee that you will actually receive any of the amounts displayed. These estimates should not be relied upon for making investment, trading or tax decisions. The estimates for fixed income are calculated using the security's coupon rate. The estimates for all other securities are calculated using an indicated annual dividend (IAD). The IAD is an estimate of a security's dividend payments for the next

Estimated Cash Flow *(Rolling as of August 31, 2019)*

Account # 467-261947
AZMAT SAMUEL MALL - ROLLOVER IRA

12 months calculated based on prior and/or declared dividends for that security. IADs are sourced from third party vendors believed to be reliable, but no assurance can be made as to accuracy. There are circumstances in which these estimates will not be presented for a specific security you hold. **Please refer to Help/Glossary on Fidelity.com for additional information on these calculations.**

Bond & CD Income includes interest payments for fixed and variable rate bonds, international bonds that pay in USD, and Certificates of Deposit (CDs).

Bond & CD Principal includes maturing principal payments for fixed and variable rate bonds, international bonds that pay in USD, and Certificates of Deposit (CDs).

Stock Income includes estimated dividend payments for common stocks, preferred stocks, international stocks, ADRs, closed-end mutual funds, and MLPs.

ETP Income includes estimated dividend payments for Exchange Traded Funds (ETFs) and Exchange Traded Notes (ETNs).

Mutual Fund Income includes estimated dividend payments for Fidelity and non-Fidelity mutual funds.

Other Income includes, but is not limited to estimated dividend payments for Unit Investment Trusts (UITs), REITs, and LPs.

This table does not include cash flow from foreign denominated fixed income.

-- not available

Additional Information and Endnotes

- ▶ **Order Flow Practices** As the introducing broker for your account, FBS routes your orders to our clearing firm affiliate, National Financial Services ("NFS"). In deciding where to send orders received for execution, NFS looks at a number of factors, such as size of the order, trading characteristics of the security, favorable execution prices (including the opportunity for price improvement), access to reliable market data, availability of efficient automated transaction processing and execution cost. Some market centers or broker-dealers may execute orders at prices superior to the publicly quoted market. NFS's order routing policies are designed to result in transaction processing that is favorable to its customers. Where a customer directs the market center to which an order is routed, FBS or NFS will route the order to such market center in accordance with the customer's instructions without regard to its general order-routing practices.

FBS and/or NFS receives remuneration, compensation, or other consideration for directing customer orders to certain market centers. Such consideration may take the form of financial credits, monetary payments, rebates, volume discounts or reciprocal business. The details of any credit, payment, rebate or other form of compensation received in connection with the routing of a particular order will be provided upon your request. NFS may execute certain transactions as principal. In addition, from time to time, Fidelity may provide aggregated trade execution data to customers and prospective customers.

Order Routing Disclosure Quarterly reports: Quarterly information regarding the routing of orders by NFS in listed equity securities and listed options is available online at Fidelity.com. The reports are formatted in accordance with Securities and Exchange Commission requirements. Investor Inquiry: You can request your specific order routing and execution information for the preceding six months. This information will include the identity of the marketplace where your orders were routed for execution, whether the orders were directed or non-directed, and, if executed, the time of the execution. You may contact Fidelity for additional details on the information that is available.



Additional Information and Endnotes

Account # 467-261947
AZMAT SAMUEL MALL - ROLLOVER IRA

FINRA BrokerCheck As part of the Financial Industry Regulatory Authority (FINRA) BrokerCheck program, you have access to the FINRA BrokerCheck hotline at 800-289-9999 and FINRA Web site at www.finra.org. You can call or e-mail your inquiries and request a brochure that includes information detailing the BrokerCheck program

Municipal Securities Rulemaking Board Investor Brochure Fidelity Brokerage Services LLC is registered with the U.S. Securities and Exchange Commission and the Municipal Securities Rulemaking Board (MSRB). An investor brochure may be obtained at MSRB.org that describes the protections that may be provided by the MSRB and how to file a complaint with an appropriate regulatory authority.

Estimated Annual Income (EAI) & Estimated Yield (EY) - EAI for fixed income is calculated using the coupon rate. For all other securities, EAI is calculated using an indicated annual dividend (IAD). The IAD is an estimate of a security's dividend payments for the next 12 months calculated based on prior and/or declared dividends for that security. EY reflects only the income generated by an investment and not changes in its price which may fluctuate. Interest and dividend rates are subject to change at any time and may be affected by current and future economic, political and business conditions. EAI and EY are provided for informational purposes only and should not be used or relied on for making investment, trading or tax decisions. EAI and EY are based on data obtained from information providers believed to be reliable, but no assurance can be made as to accuracy, timeliness or completeness. **Please refer to the Help/Glossary on Fidelity.com for additional information regarding these calculations.**

For more information about your statement, please refer to our **Frequently Asked Questions** document at Fidelity.com/statements.



Information About Your Fidelity Statement

TDD Service for the Hearing-Impaired Call 800-544-0118, 9 am - 9 pm ET, 7 days a week.

Lost or Stolen Cards For 24-Hour worldwide customer service, call 800-529-2164 for American Express or 800-323-5353 for Fidelity® Debit Card.

Additional Investments with Fidelity Make checks payable to Fidelity Investments. Include your account number on the check. For retirement and health savings accounts (HSA), designate in the memo field whether your contribution is for the current or prior year. Mail checks or other inquiries to: Fidelity Investments, P.O. Box 770001, Cincinnati, OH 45277-0003.

Income Summary Shows income by tax status for the statement and year-to-date periods. Except for interest income earned on, or distributed by, tax-exempt securities, Fidelity reports dividends and capital gains held in taxable accounts as taxable income. A portion of income reported as tax-exempt income may be subject to alternative minimum taxes and/or state and local taxes. In Traditional IRAs, Rollover IRAs, SEP-IRAs, SIMPLE IRAs and Keoghs, earnings are reported as tax-deferred income. In Roth IRAs and HSAs, earnings are reported as tax-exempt income as they may be federally tax-exempt if certain conditions are met.

Cost Basis, Gain/Loss, and Holding Period Information NFS is required to report certain cost basis and holding period information to the IRS on Form 1099-B. Unless otherwise specified, NFS applies the average cost method for open-end mutual funds and the first-in, first-out (FIFO) method for all other securities. Cost basis is adjusted for wash sales on securities with the same CUSIP held in the same account (unless your account receives mark-to-market reporting). Your statement may not reflect all adjustments required for tax purposes. Customers should consult their tax advisors for further information.

Cost Fidelity provides purchase cost information for securities held in retirement and HSA accounts. Such information may be adjusted for certain transactions and does not reflect dividends or capital gains reinvestments. Fidelity reports transaction profit or loss information when securities are sold within a retirement or HSA account. Transaction profit or loss is calculated by subtracting purchase cost from sales proceeds

using the FIFO method if shares were purchased at different times or prices. **Statement Mailing** We deliver statements at least four times during the calendar year for any account with a balance.

Statement Discrepancies Please review your statement and report any inaccuracies or discrepancies. Inquiries, concerns or questions regarding your brokerage account or the activity therein should be directed to FBS by calling 800-544-6666, and NFS, who carries your brokerage accounts, by calling 866-408-1138. Any oral communications regarding inaccuracies or discrepancies should be reconfirmed in writing to protect your rights, including those under the Securities Investor Protection Act (SIPA).

Material Changes Please advise us of material changes in your investment objectives or financial situation related to your brokerage account(s).

Mutual Funds and Performance Before investing, consider the funds' investment objectives, risks, charges and expenses. Contact Fidelity for a prospectus containing this information. Read it carefully. Performance data shown represents past performance and is no guarantee of future results. Investment return and principal value will fluctuate, so you may have a gain or loss when shares are sold. Current performance may be higher or lower than that quoted. Visit Fidelity.com/performance for most recent month-end performance.

Sales Loads & Fees Each fund reserves the right to terminate or modify its exchange privilege in the future. In connection with (i) access to, purchase or redemption of, and/or maintenance of positions in mutual funds and other investment products ("funds") or (ii) infrastructure needed to support such funds, some funds, or their investment affiliates, pay FBS and/or NFS sales loads and 12b-1 fees described in the prospectus as well as additional compensation for shareholder services, start-up fees, infrastructure support and maintenance, and other programs. Additional information about the source(s) and amount(s) of compensation as well as other remuneration received by FBS or NFS will be furnished to you upon written request. At the time you purchase shares of funds those shares will be assigned either a load, transaction fee (TF) or no transaction fee (NTF) status. When you subsequently sell those shares, any fees applicable to your transaction will be assessed based on the status assigned to the shares at the time of purchase.

Additional Information About Your Brokerage Account, If Applicable

Free credit balances (FCB) are funds payable to you on demand. FCB are subject to open commitments such as uncleared checks and exclude proceeds from sales of certificated securities without delivery of the certificate. If your FCB is swept to a core position, you can liquidate the core position and have the proceeds sent to you or held in your account subject to the terms of your account agreement. Required rule 10b-10(a) information not contained herein will be provided on written request. Fidelity may use this free credit balance in connection with its business, subject to applicable law. **Assets Separate from Your Brokerage Account** Only securities in the margin portion of your brokerage account contribute to margin and maintenance requirements. Other Assets, which may be reported on your statement, including insurance products that are distributed by FBS and Fidelity Insurance Agency, Inc. and mutual fund only accounts held directly with the fund (Fidelity Mutual Fund Accounts) are not carried by NFS, not covered by the Securities Investor Protection Corporation (SIPC) and do not count toward your margin and maintenance requirements. Assets held in brokerage accounts managed by Fidelity Personal and Workplace Advisors LLC (FPWA) are carried by NFS and covered by SIPC but do not contribute to your margin and maintenance requirements. **Short Account Balances** Securities sold short are held in a segregated short account. These securities are marked-to-market for margin purposes, and any increase or decrease from the previous week's value is transferred weekly to your margin account. Fidelity represents your short account balance as of the last weekly mark-to-market, not as of the statement end date. **Information About Your Option Transactions** Each transaction confirmation previously delivered to you contains full information about commissions and other charges, and such information is available promptly upon request. Assignments of American and European-style options are allocated among customer short positions pursuant to a random allocation procedure, a description is available upon request. Short positions in American-style options are liable for assignment anytime. The writer of a European-style option is subject to exercise assignment only during the exercise period. For more information, please call Fidelity at 800-544-6666. **Equity Dividend Reinvestment** Shares credited to your account resulted from transactions by FBS acting as agent for your account, or the Depository Trust Company (DTC). **Price Information/Total Market Value** The Total Market Value has been calculated out to 9 decimal places; however, the individual unit price is displayed in 5 decimal places. The Total Market Value represents prices obtained from various sources, may be impacted by the frequency with which such prices are reported and such prices are not guaranteed. Prices received from pricing vendors are generally based on current market quotes, but when such quotes are not available the pricing vendors use a variety of techniques to estimate value. These estimates, particularly for fixed income securities, may be based on certain minimum principal amounts (e.g. \$1 million) and may not reflect all of the factors that affect the value of the security, including liquidity risk. The prices provided are not firm bids or offers. Certain securities may reflect N/A or unavailable where the price for such security is generally not available from a pricing source. The Market Value of a security, including those priced at par value, may differ from its purchase price and may not closely reflect the value at which the security may be sold or purchased based on various market factors. The sale or redemption of any fixed income security prior to maturity may result in a loss. Prices for Certificates of Deposits (CDs) on your statement are generally estimates and are not based on actual market prices. The secondary market for CDs is generally illiquid. You should always request a current valuation for your securities prior to making a financial decision or placing an order.

Executing Orders on the Floor of the NYSE The Floor broker may permit the Designated Market Maker to trade on parity with the order for some or all of the executions associated with filling that order, where such permission would not be inconsistent with the broker's best execution obligations.

SIPC Securities in accounts carried by NFS, a Fidelity Investments company, are protected in accordance with the SIPC up to \$500,000 (including cash claims limited to \$250,000). For details, including the SIPC brochure, please see www.sipc.org or call 1-202-371-8300. NFS has arranged for additional protection for cash and covered securities to supplement its SIPC coverage. Neither coverage protects against a decline in the market value of securities.

Fidelity Investments Fidelity Distributors Corporation (FDC) is the distributor for Fidelity Funds with marketing and shareholder services provided by FBS or NFS. **Brokerage services are provided by FBS, which clears all transactions through its affiliate, NFS. NFS carries all brokerage accounts. FBS and NFS are members of the NYSE and SIPC.** Upon written request, Fidelity will mail an NFS financial statement, which is also available for inspection at its office. Fidelity Investments (with pyramid logo) is a trademark of FMR LLC.

FPWA Services Fidelity Go®, Fidelity® Personalized Planning & Advice and Fidelity® Strategic Disciplines are advisory services offered by FPWA, a registered investment adviser. Fidelity® Strategic Disciplines includes the Breckinridge Intermediate Municipal Strategy, the Fidelity® Equity-Income Strategy, the Fidelity® Tax-Managed U.S. Equity Index Strategy, the Fidelity® U.S. Large Cap Equity Strategy, the Fidelity® International Equity Strategy, the Fidelity® Intermediate Municipal Strategy and the Fidelity® Core Bond Strategy. Fidelity® Wealth Services are advisory services offered by FPWA or Fidelity Personal Trust Company, FSB (FPTC), a federal savings bank. Nondeposit investment products and trust services offered by FPTC and its affiliates are not insured or guaranteed by the Federal Deposit Insurance Corporation or any other government agency, are not obligations of any bank, and are subject to risk, including possible loss of principal. **These advisory services are provided for a fee.** FBS, NFS, FDC, FPWA and FPTC are direct or indirect subsidiaries of FMR LLC.

Ratings Information from Standard & Poors ("S&P") may not be reproduced. S&P credit ratings are statements of opinion and are not statements of fact or recommendations to purchase, hold, or sell securities, nor do they address the suitability of securities for investment purposes, and should not be relied on as investment advice. S&P does not guarantee the accuracy, completeness, timeliness or availability of any information, including ratings, and is not responsible for errors or omissions (negligent or otherwise). S&P gives no express or implied warranties, including but not limited to any warranties of merchantability or fitness for a particular purpose or use. S&P shall not be liable for any direct, indirect, incidental, exemplary, compensatory, punitive, special or consequential damages, costs, expenses, legal fees, or losses (including lost income or profits and opportunity costs) in connection with any use of ratings.

Miscellaneous Mutual fund shares, other securities held in your account, and insurance products are neither deposits nor obligations of, nor endorsed or guaranteed by, any bank or other depositing institution, nor are they federally insured by the FDIC or any other agency. If you request a reprint of your statement, the disclosure information may not be the same as the information originally provided. To confirm that an authorized, direct deposit has been made to your Fidelity Account or Fidelity Mutual Fund Account, call Fidelity at 1-800-544-5555.

588130.39.0

MR_CE_BHKLCBBDMVK_BBBB 20190830



Investment Report

September 1, 2014 - September 30, 2014

Envelope 901628661



AZMAT SAMUEL MALL
7107 SILKTREE CT
DENTON TX 76208-7602

Online	Fidelity.com
FAST(sm)-Automated Telephone	800-544-5555
Customer Service	800-544-6666

Messages:

New enhanced password standards now allow for up to 20 characters and can include special characters. Log in to Fidelity.com/yourprofile to make changes to your password or username.

Fidelity Rollover IRA 467-261947 AZMAT S MALL - ROLLOVER IRA - FIDELITY MANAGEMENT TRUST CO - CUSTODIAN

Account Summary

Beginning value as of Sep 1	\$73,876.43
Transaction costs, loads and fees	-34.74
Change in investment value	3,531.22
Ending value as of Sep 30	\$77,372.91

Account trades from Oct 2013 - Sep 2014 12

Income Summary

	This Period	Year to Date
Tax-deferred	\$94.07	\$95.21

Contributions/Distributions

	This Period	Year to Date
Reportable dist.	\$0.00	\$10,000.00

Holdings

(Symbol) as of September 30, 2014

Stocks 75% of holdings

	Performance September 30, 2014	Quantity September 30, 2014	Price per Unit September 30, 2014	Cost	Total Value September 1, 2014	Total Value September 30, 2014
EMERGE ENERGY SVCS LP COM UNIT REPSTG LTD PARTNER INTS (EMES)		500.000	\$115.300	\$54,607.95		\$57,650.00
Subtotal of Stocks				54,607.95		57,650.00

Core Account 25% of holdings

FIDELITY CASH RESERVES (FDRXX)	7-day Yield: 0.01%	19,722.910	1.000	not applicable	\$13,456.43	19,722.91
--------------------------------	--------------------	------------	-------	----------------	-------------	-----------





Investment Report

September 1, 2014 - September 30, 2014

Fidelity Rollover IRA 467-261947		AZMAT S MALL - ROLLOVER IRA - FIDELITY MANAGEMENT TRUST CO - CUSTODIAN						
Holdings	(Symbol) as of September 30, 2014	Performance September 30, 2014	Quantity September 30, 2014	Price per Unit September 30, 2014	Cost	Total Value September 1, 2014	Total Value September 30, 2014	
Subtotal of Core Account							19,722.91	
Total						\$ 54,607.95	\$77,372.91	

Position held in cash account.

Total Cost does not include the cost basis on core, money market or other positions where cost basis is unknown or not applicable.

Transaction Details

(for holdings with activity this period)

Core Account - Fidelity Cash Reserves

Description	Amount	Balance	Description	Amount	Balance
Beginning		\$13,456.43	Core account income	0.32	
<i>Investment Activity</i>			Income	93.75	
Securities bought	-\$126,428.40		Subtotal of Investment Activity	\$6,266.48	
Securities sold	132,600.81		Ending		\$19,722.91

Investment Activity

Settlement Date	Security	Description	Quantity	Price per Unit	Cost	Transaction Amount
9/02	CONSOL ENERGY INC	Dividend received				\$93.75
9/02	CONSOL ENERGY INC	You sold	-1,500.000	\$40.26310	\$60,800.90	60,385.36
		Transaction cost: -\$9.29				
		Transaction Profit \$35.50				
		Transaction Loss \$451.04				
9/10	VMWARE INC CL A COM	You bought	750.000	95.75000		-71,820.45
		Transaction cost: -\$7.95				
9/23	VMWARE INC CL A COM	You sold	-750.000	96.30000	71,820.45	72,215.45
		Transaction cost: -\$9.55				
		Transaction Profit \$395.00				



Investment Report

September 1, 2014 - September 30, 2014

Fidelity Rollover IRA 467-261947 AZMAT S MALL - ROLLOVER IRA - FIDELITY MANAGEMENT TRUST CO - CUSTODIAN Transaction Details

Investment Activity

Settlement Date	Security	Description	Quantity	Price per Unit	Cost	Transaction Amount
9/30	EMERGE ENERGY SVCS LP COM UNIT REPSTG LTD PARTNER INTS	You bought Transaction cost: -\$7.95	500.000	109.20000		-54,607.95
9/30	FIDELITY CASH RESERVES	Dividend received				0.32

Cost basis and gain/loss information is provided as a service to our customers and is based on standards for filing US Federal Tax Returns as determined by Fidelity. This information is not intended to address tax law or reporting requirements applicable in your country of tax residence.

Daily Additions and Subtractions Fidelity Cash Reserves @ \$1 per share (the following is provided to you in accordance with industry regulations)

Date	Amount	Balance	Date	Amount	Balance	Date	Amount	Balance
9/ 02	\$60,479.11	\$73,935.54	9/ 23	72,215.45	74,330.54			
9/ 10	-71,820.45	2,115.09	9/ 30	-54,607.63	19,722.91			

Additional Information About Your Investment Report

- ▶ Fidelity is required by the Securities Exchange Act of 1934 to provide certain financial information from the Statement of Financial Condition of National Financial Services LLC (NFS). At July 31, 2014, NFS, an affiliate of Fidelity Brokerage Services LLC, had net capital of \$2,569 million, which was 11.57% of aggregate debit items and exceeded its minimum requirement by \$2,125 million. To acquire the Statement of Financial Condition of National Financial Services LLC (NFS), log on to Fidelity.com. If you wish to obtain a copy of this document at no cost, or have any questions regarding its contents, please call Fidelity at 800-544-6666.
- ▶ Order Flow Practices -- As the introducing broker for your account, FBS routes your orders to our clearing firm affiliate, National Financial Services ("NFS"). In deciding where to send orders received for execution, NFS looks at a number of factors, such as size of the order, trading characteristics of the security, favorable execution prices (including the opportunity for price improvement), access to reliable market data, availability of efficient automated transaction processing and execution cost. Some market centers or broker-dealers may execute orders at prices superior to the publicly quoted market. NFS's order routing policies are designed to result in transaction processing that is favorable to its customers. Where a customer directs the market center to which an order is routed, FBS or NFS will route the order to such market center in accordance with the customer's instructions without regard to its general order-routing practices.

Additional Information About Your Investment Report

FBS and/or NFS receives remuneration, compensation, or other consideration for directing customer orders to certain market centers. Such consideration may take the form of financial credits, monetary payments, rebates, volume discounts or reciprocal business. The details of any credit, payment, rebate or other form of compensation received in connection with the routing of a particular order will be provided upon your request. Unless your account is managed on a discretionary basis by Strategic Advisers, Inc., an affiliate of NFS, NFS may execute certain transactions as principal. In addition, from time to time, Fidelity may provide aggregated trade execution data to customers and prospective customers.

Order Routing Disclosure -- Quarterly reports: Quarterly information regarding the routing of orders by NFS in listed equity securities and listed options is available online at Fidelity.com. The reports are formatted in accordance with Securities and Exchange Commission requirements. Investor Inquiry: You can request your specific order routing and execution information for the preceding six months. This information will include the identity of the marketplace where your orders were routed for execution, whether the orders were directed or non-directed, and, if executed, the time of the execution. You may contact Fidelity for additional details on the information that is available.

FINRA BrokerCheck -- As part of the Financial Industry Regulatory Authority (FINRA) BrokerCheck program, you have access to the FINRA BrokerCheck hotline at 800-289-9999 and FINRA Web site at www.finra.org. You can call or e-mail your inquiries and request a brochure that includes information detailing the BrokerCheck program.

- ▶ *If you utilize a free credit balance for your core position (designated on your statement as 'FCASH') or in connection with an Earnings Automatic Withdrawal Plan (designated on your statement as 'Credit Balance'), the amounts so designated are payable to you on demand. You can also liquidate balances held in any other core position at and time and the proceeds will be remitted to you, provided however that, in some cases, you may also have the option of holding such proceeds as a free credit balance in your account. Regardless of the core position, the foregoing is subject to any open commitments in your account. Please note that free credit balances are not segregated and may be used in NFS's business in accordance with federal securities law.*



Information About Your Fidelity Statement

For TDD Service for the Hearing-Impaired, call 800-544-0118, 9 am - 9 pm ET, 7 days a week. Lost or Stolen Cards For 24 Hour worldwide customer service, call 800-529-2164 for American Express or 800-323-5353 for VISA® Gold Check Card.

Additional Investments with Fidelity Make checks payable to Fidelity Investments and include your account number. For retirement and health savings accounts (HSA), designate in the memo field whether your contribution is for the current or prior year. Mail to: Fidelity Investments, P.O.Box 770001, Cincinnati, OH 45277-0003.

Income Summary Shows income by tax status for the statement and year-to-date periods. Except for interest income earned on, or distributed by, tax-exempt securities, Fidelity reports dividends and capital gains held in taxable accounts as taxable income. A portion of income reported as tax-exempt income may be subject to alternative minimum taxes and/or state and local taxes. In Traditional IRAs, Rollover IRAs, SEP-IRAs, SIMPLE IRAs and Keoghs, earnings are reported as tax-deferred income. In Roth IRAs and HSAs, earnings are reported as tax-exempt income as they may be federally tax-exempt if certain conditions are met.

Change in Investment Value The appreciation or depreciation of your holdings due to price changes, plus any distributions and income earned during the statement period, less any transaction costs, sales charges, or fees. **Cost Basis, Gain/Loss, and Holding Period Information** Cost basis is the original amount paid to purchase a security, including the amount of reinvested dividends and capital gains. Generally, we adjust cost basis for events such as returns of capital (including dividend reclassifications) and disallowed losses on wash sales on identical securities within the same account. NFS is required to report certain cost basis and holding period information to the IRS on Form 1099-B. However, cost basis, realized gain and loss, and holding period information may not reflect adjustments required for your tax reporting purposes. Fidelity and NFS specifically disclaim any liability arising out of a customer's use of, or any tax position taken in reliance upon, such information. Unless otherwise specified, NFS determines cost basis at the time of sale using its default methods of average cost for open-end mutual funds (except ETFs) and first-in, first-out (FIFO) for all other securities (including ETFs and shares held in dividend reinvestment plans). Customers should consult their tax advisors for further information.

Cost Fidelity provides purchase cost information for securities held in retirement and HSA accounts. Such information may be adjusted for certain transactions and does not reflect dividends or capital gains reinvestments. Fidelity reports transaction profit or loss information when securities are sold within a retirement or HSA account. Transaction profit or loss is calculated by subtracting purchase cost from sales proceeds using the FIFO method if shares were purchased at different times or prices.

Additional Information About Your Brokerage Account, If Applicable

Customer Free Credit Balance You are entitled to free credit balances in your brokerage account, subject to open commitments of your cash accounts. Free credit balances are not segregated and may be used in NFS's business in accordance with federal securities law. There is no free credit balance in a retirement or HSA.

Assets Separate from Your Brokerage Account Only securities in the margin portion of your brokerage account contribute to margin and maintenance requirements. Other assets, which may be reported on your statement, including insurance products that are distributed by FBS and Fidelity Insurance Agency, Inc. and mutual fund only accounts held directly with the fund (Fidelity Mutual Fund Accounts) are not carried by NFS, not covered by the Securities Investor Protection Corporation (SIPC) and do not count toward your margin and maintenance requirements. Assets held by Portfolio Advisory Services (PAS) are carried by NFS and are covered by SIPC but do not contribute toward your margin and maintenance requirements.

Short Account Balances Securities sold short are held in a segregated short account. These securities are marked-to-market for margin purposes, and any increase or decrease from the previous week's value is transferred weekly to your margin account. Fidelity represents your short account balance as of the last weekly mark-to-market, not as of the statement end date.

Information About Your Option Transactions Each transaction confirmation previously delivered to you contains full information about commissions and other charges. Assignments of American and European-style options are allocated among customer short positions pursuant to a random allocation procedure, a description is available upon request. Short positions in American-style options are liable for assignment anytime. The writer of a European-style option is subject to exercise assignment only during the exercise period. For more information about these, please call Fidelity at 800-544-6666.

Equity Dividend Reinvestment Shares credited to your account resulted from transactions by FBS acting as agent for your account, or the Depository Trust Company (DTC).

Price Information/Total Market Value The Total Market Value has been calculated out to 9 decimal places; however, the individual unit price is displayed in 5 decimal places. The Total Market Value represents prices obtained from various sources, may be impacted by the frequency with which such prices are reported and such prices are not guaranteed. Prices received from pricing vendors are generally based on current market quotes, but when such quotes are not available the pricing vendors use a variety of techniques to estimate value. These estimates, particularly for fixed income securities, may be based on certain minimum principal amounts (e.g. \$1 million) and may not reflect all of the factors that affect the value of the security, including liquidity risk. The prices provided are not firm bids or offers. Certain securities may reflect N/A or unavailable if the price for such security is generally not available from a pricing source. The Market Value of a security, including those priced at par value, may differ from its purchase price and may not closely reflect the value at which the security may be sold or purchased based on various market factors. The sale or redemption of any fixed income security prior to maturity may result in a loss. Prices for Certificates of Deposit (CDs) on your statement are generally estimates and are not based on actual market prices. The secondary market for CDs is generally illiquid. You should always request a current valuation for your securities prior to making a financial decision or placing an order. In executing orders on the Floor of the NYSE, the Floor broker may permit

Wash Sales If a wash sale occurs, the loss from the transaction is disallowed for federal income tax purposes but may be added to the cost basis of the newly-purchased shares. Fidelity adjusts the cost basis of newly-purchased shares when a wash sale occurs within an account as the result of an identical security purchase. Fidelity does not report disallowed losses or adjust cost basis related to wash sales triggered by sales and purchases of the same security *within different accounts* or by sales and purchases of "substantially identical" securities *within the same or different accounts*.

We deliver statements at least four times during the calendar year for any account with a balance. **Please review your statement and report any inaccuracies or discrepancies. Inquires, concerns or questions regarding your brokerage account or the activity therein should be directed to Fidelity Brokerage Services LLC (FBS) by calling 800-544-6666, and NFS, who carries your brokerage accounts, by calling 866-408-1138.** Any oral communications regarding inaccuracies or discrepancies should be reconfirmed in writing to protect your rights, including those under the Securities Investor Protection Act ("SIPA"). Please advise us of material changes in your investment objectives or financial situation related to your brokerage account(s).

Information About Mutual Funds and Their Performance An investment in a money market fund is not insured or guaranteed by the Federal Deposit Insurance Corporation (FDIC) or any other government agency. Although the fund seeks to preserve the value of your investment at \$1.00 per share, it is possible to lose money by investing in the fund. Before investing, consider the funds' investment objectives, risks, charges, and expenses. Contact Fidelity for a prospectus containing this information. Read it carefully. Performance data shown represents past performance and is no guarantee of future results. Investment return and principal value will fluctuate, so you may have a gain or loss when shares are sold. Current performance may be higher or lower than that quoted. Visit Fidelity.com/performance for most recent month-end performance.

Each fund reserves the right to terminate or modify its exchange privilege in the future. In connection with access to, purchase of, and/or maintenance of positions in mutual fund and other investment products ("funds"), FBS or NFS may receive the sales loads and 12b-1 fees described in the prospectus as well as additional compensation, paid by the funds, their investment advisors or affiliates. Additional information about the source(s) and amount(s) of compensation as well as other remuneration received by FBS or NFS will be furnished to you upon written request. At the time you purchase shares of funds those shares will be assigned either a load, transaction fee (TF), or no transaction fee (NTF) status. When you subsequently sell those shares, any fees applicable to your transaction will be assessed based on the status assigned to the shares at the time of purchase.

the specialist to trade on parity with the order for some or all of the executions associated with filling that order, if such permission would not be inconsistent with the broker's best execution obligations. Individual securities trades placed for your Fidelity Personalized Portfolios account are completed on an agency basis by FBS. ("A") Alternative Investments - Investments such as direct participation program securities (e.g., partnerships, limited liability companies, and real estate investment trusts which are not listed on any exchange), commodity pools, private equity, private debt and hedge funds are generally illiquid investments and their current values may be different from the purchase price. Unless otherwise indicated, the values shown in this statement for such investments have been provided by the management, administrator or sponsor of each program or a third-party vendor without independent verification by FBS and represent their estimate of the value of the investor's participation in the program, as of a date no greater than 18 months from the date of this statement. Therefore, the estimated values shown herein may not necessarily reflect actual market values or be realized upon liquidation. If an estimated value is not provided, valuation information is not available. Securities in accounts carried by NFS, a Fidelity Investments company, are protected in accordance with the Securities Investor Protection Corporation ("SIPC") up to \$500,000 (including cash claims limited to \$250,000). For details, including the SIPC brochure, please see www.sipc.org or call 1-202-371-8300. NFS has arranged for additional protection for cash and covered securities to supplement its SIPC coverage. Neither coverage protects against a decline in the market value of securities.

Fidelity Distributors Corporation (FDC) is the distributor for Fidelity Funds with marketing and shareholder services provided by FBS or NFS. **Brokerage services are provided by FBS, which clears all transactions through its affiliate, NFS. NFS carries all brokerage accounts. FBS and NFS are members of the NYSE and SIPC.** FBS, NFS, and FDC are direct or indirect subsidiaries of FMR LLC. Upon written request, Fidelity will mail an NFS financial statement, which is also available for inspection at its office. Fidelity Portfolio Advisory Service® and Fidelity® Strategic Disciplines are services of Strategic Advisers, Inc., a registered investment advisor and a Fidelity Investments company. Fidelity® Personalized Portfolios may be offered through the following Fidelity Investments Companies: Strategic Advisers, Inc., Fidelity Personal Trust Company, FSB ("FPT"), a federal savings bank, or Fidelity Management Trust Company ("FMTC"). Non-deposit investment products and trust services offered through FPT and FMTC and their affiliates are not insured or guaranteed by the FDIC or any other government agency, are not obligations of any bank, and are subject to risk, including possible loss of principal. These services provide discretionary money management for a fee. Fidelity Investments (with pyramid logo) is a trademark of FMR LLC. Insurance products are distributed by FBS, Fidelity Insurance Agency, Inc., and Fidelity Investments Insurance Agency of Texas, Inc. Mutual fund shares, other securities held in your account, and insurance products are neither deposits or obligations of, nor endorsed or guaranteed by, any bank or other depositing institution, nor are they federally insured by the FDIC or any other agency. If you request a reprint of your statement, the disclosure information may not be the same as the information originally provided. Written inquiries may be mailed to: Fidelity Investments, Client Services, P.O. Box 770001, Cincinnati, OH 45277-0045. To confirm that an authorized, direct deposit has been made to your Fidelity Account or Fidelity Mutual Fund Account, call Fidelity at 1-800-544-5555. 588130.9.0





Fidelity Rollover IRA AZMAT S MALL - ROLLOVER IRA - FIDELITY
MANAGEMENT TRUST CO - CUSTODIAN

► **Account Number: 467-261947**

Envelope # BBNMXBBBBGWHT

AZMAT SAMUEL MALL
7107 SILKTREE CT
DENTON TX 76208-7602

Your Account Value: \$9,434.28

Change from Last Period: ▼ \$1,923.43

	This Period	Year-to-Date
Beginning Account Value	\$11,357.71	\$43,026.55
Additions	-	1,540.00
Subtractions	-7.95	-7.95
<i>Transaction Costs, Fees & Charges</i>	-7.95	-7.95
Change in Investment Value *	-1,915.48	-35,124.32
Ending Account Value **	\$9,434.28	\$9,434.28

* *Appreciation or depreciation of your holdings due to price changes plus any distribution and income earned during the statement period.*

** *Excludes unpriced securities.*

Contact Information

Online	Fidelity.com
FAST sm -Automated Telephone	(800) 544-5555
Customer Service	(800) 544-6666





Account Value: **\$9,434.28**

Account # 467-261947
AZMAT SAMUEL MALL - ROLLOVER IRA

Change in Account Value ▼ **\$1,923.43**

	This Period	Year-to-Date
Beginning Account Value	\$11,357.71	\$43,026.55
Additions	-	1,540.00
Other Activity In	-	1,540.00
Subtractions	-7.95	-7.95
Transaction Costs, Fees & Charges	-7.95	-7.95
Change in Investment Value *	-1,915.48	-35,124.32
Ending Account Value	\$9,434.28	\$9,434.28

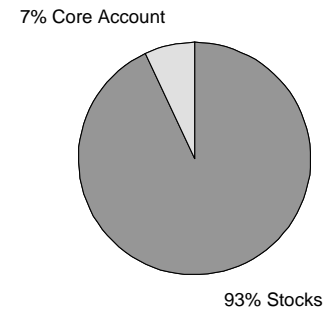
Total Account Trades Nov 2014 - Oct 2015: 1

* Appreciation or depreciation of your holdings due to price changes plus any distribution and income earned during the statement period.

Income Summary

	This Period	Year-to-Date
Tax-deferred	\$0.02	\$1,540.18
Total	\$0.02	\$1,540.18

Account Holdings



Holding Type	Value	Percent of Account
Stocks	\$8,817	93%
Core Account	617	7
Ending Market Value of Holdings	\$9,434	100%

Please note that, due to rounding, percentages may not add to 100%.

Top Holdings

Description	Value	Percent of Account
3D Systems Corp Del Com New	\$4,527	48%
Emerge Energy Svcs LP Com Unit Repstg LTD Partner	4,290	45
Fidelity Cash Reserves	617	7
Total	\$9,434	100%



Account Summary (continued)

Account # 467-261947
AZMAT SAMUEL MALL - ROLLOVER IRA

Core Account Cash Flow

Core Account: FIDELITY CASH RESERVES

	This Period	Year-to-Date
Beginning Core Account Balance	\$2,775.21	\$1,235.05
Investment Activity		
Securities Bought	-\$2,157.95	-\$2,157.95
Dividends, Interest & Other Income ^D	0.02	0.18
Other Activity In	-	1,540.00
Total Investment Activity	-\$2,157.93	-\$617.77
Ending Core Account Balance	\$617.28	\$617.28

D Includes dividend reinvestments.



Holdings

Account # 467-261947
AZMAT SAMUEL MALL - ROLLOVER IRA

Core Account

Description	Quantity	Price Per Unit	Total Market Value	Cost	Unrealized Gain/Loss	Est. Annual Income (EAI)	Est. Yield (EY)
FIDELITY CASH RESERVES (FDRXX)	617.280	\$1.000	\$617.28	not applicable	not applicable	-	-
--7-day yield: 0.01%							
Total Core Account (7% of account holdings)			\$617.28	-	-	-	-

Stocks

Description	Quantity	Price Per Unit	Total Market Value	Cost	Unrealized Gain/Loss	Est. Annual Income (EAI)	Est. Yield (EY)
Common Stock							
EMERGE ENERGY SVCS LP COM UNIT REPSTG	1,000.000	\$4.290	\$4,290.00	\$56,765.90	-\$52,475.90	-	-
LTD PARTNER INTS (EMES)							
3D SYSTEMS CORP DEL COM NEW(DDD)	450.000	10.060	4,527.00	19,177.95	-14,650.95	-	-
Total Common Stock (93% of account holdings)			\$8,817.00	\$75,943.85	-\$67,126.85	-	-
Total Stocks (93% of account holdings)			\$8,817.00	\$75,943.85	-\$67,126.85	-	-
Total Holdings			\$9,434.28	\$75,943.85	-\$67,126.85	\$0.00	-

All positions held in cash account unless otherwise indicated.

Total Cost does not include the cost basis on core, money market or other positions where cost basis is unknown or not applicable.



Activity

Account # 467-261947
AZMAT SAMUEL MALL - ROLLOVER IRA

Securities Bought & Sold

Settlement Date	Security Name	Symbol/ CUSIP	Description	Quantity	Price	Transaction Cost	Amount
10/30	EMERGE ENERGY SVCS LP COM UNIT REPSTG LTD PARTNER INTS	29102H108	You Bought	50.000	\$4.30000	-	-\$215.00
10/30	EMERGE ENERGY SVCS LP COM UNIT REPSTG LTD PARTNER INTS	29102H108	You Bought	450.000	4.30000	-7.95	-1,942.95
Total Securities Bought						-\$7.95	-\$2,157.95
Net Securities Bought & Sold						-\$7.95	-\$2,157.95

Dividends, Interest & Other Income

(Includes dividend reinvestment)

Settlement Date	Security Name	Symbol/ CUSIP	Description	Quantity	Price	Amount
10/30	FIDELITY CASH RESERVES	316067107	Dividend Received	-	-	\$0.02
Total Dividends, Interest & Other Income						\$0.02

Daily Additions and Subtractions

Date	Total Additions	Total Subtractions	Net Activity	Daily Balance	Date	Total Additions	Total Subtractions	Net Activity	Daily Balance
10/30	\$0.02	-\$2,157.95	-\$2,157.93	\$617.28					

MR_CE_BBNMXBBBEGWHT_BBBB 20151030 S



Information About Your Fidelity Statement

TDD Service for the Hearing-Impaired Call 800-544-0118, 9 am - 9 pm ET, 7 days a week.

Lost or Stolen Cards For 24-Hour worldwide customer service, call 800-529-2164 for American Express or 800-323-5353 for VISA® Gold Check Card.

Additional Investments with Fidelity Make checks payable to Fidelity Investments. Include your account number on the check. For retirement and health savings accounts (HSA), designate in the memo field whether your contribution is for the current or prior year. Mail checks or other inquiries to: Fidelity Investments, P.O. Box 770001, Cincinnati, OH 45277-0003.

Income Summary Shows income by tax status for the statement and year-to-date periods. Except for interest income earned on, or distributed by, tax-exempt securities, Fidelity reports dividends and capital gains held in taxable accounts as taxable income. A portion of income reported as tax-exempt income may be subject to alternative minimum taxes and/or state and local taxes. In Traditional IRAs, Rollover IRAs, SEP-IRAs, SIMPLE IRAs and Keoghs, earnings are reported as tax-deferred income. In Roth IRAs and HSAs, earnings are reported as tax-exempt income as they may be federally tax-exempt if certain conditions are met.

Cost Basis, Gain/Loss, and Holding Period Information NFS is required to report certain cost basis and holding period information to the IRS on Form 1099-B. Unless otherwise specified, NFS applies the average cost method for open-end mutual funds and the first-in, first-out (FIFO) method for all other securities. Cost basis is adjusted for wash sales on securities with the same CUSIP held in the same account (unless your account receives mark-to-market reporting). Your statement may not reflect all adjustments required for tax purposes. Customers should consult their tax advisors for further information.

Cost Fidelity provides purchase cost information for securities held in retirement and HSA accounts. Such information may be adjusted for certain transactions and does not reflect dividends or capital gains reinvestments. Fidelity reports transaction profit or loss information when securities are sold within a retirement or HSA account. Transaction profit or loss is calculated by subtracting purchase cost from sales proceeds using the FIFO method if shares were purchased at different times or prices. **Statement Mailing** We deliver statements at least four times during the calendar year for any account with a balance.

Additional Information About Your Brokerage Account, If Applicable

Customer Free Credit Balance Free credit balances ("FCB") are labeled 'Credit Balance', and/or "FCASH" (a FCB used as a core position). FCBs and other core positions are payable on demand subject to open commitments (such as proceeds from the sale of certificated securities without delivery of the certificate). When you sell a core position, the proceeds can be remitted to you or held as a FCB. On written request, you will be provided information required by Rule 10b-10(a) not contained herein. **Assets Separate from Your Brokerage Account** Only securities in the margin portion of your brokerage account contribute to margin and maintenance requirements. Other Assets, which may be reported on your statement, including insurance products that are distributed by FBS and Fidelity Insurance Agency, Inc. and mutual fund only accounts held directly with the fund (Fidelity Mutual Fund Accounts) are not carried by NFS, not covered by the Securities Investor Protection Corporation (SIPC) and do not count toward your margin and maintenance requirements. Assets held in brokerage accounts managed by Strategic Advisers, Inc. (SAI) are carried by NFS and covered by SIPC but do not contribute to your margin and maintenance requirements. **Short Account Balances** Securities sold short are held in a segregated short account. These securities are marked-to-market for margin purposes, and any increase or decrease from the previous week's value is transferred weekly to your margin account. Fidelity represents your short account balance as of the last weekly mark-to-market, not as of the statement end date. **Information About Your Option Transactions** Each transaction confirmation previously delivered to you contains full information about commissions and other charges, and such information is available promptly upon request. Assignments of American and European-style options are allocated among customer short positions pursuant to a random allocation procedure, a description is available upon request. Short positions in American-style options are liable for assignment anytime. The writer of a European-style option is subject to exercise assignment only during the exercise period. For more information, please call Fidelity at 800-544-6666. **Equity Dividend Reinvestment** Shares credited to your account resulted from transactions by FBS acting as agent for your account, or the Depository Trust Company (DTC). **Price Information/Total Market Value** The Total Market Value has been calculated out to 9 decimal places; however, the individual unit price is displayed in 5 decimal places. The Total Market Value represents prices obtained from various sources, may be impacted by the frequency with which such prices are reported and such prices are not guaranteed. Prices received from pricing vendors are generally based on current market quotes, but when such quotes are not available the pricing vendors use a variety of techniques to estimate value. These estimates, particularly for fixed income securities, may be based on certain minimum principal amounts (e.g. \$1 million) and may not reflect all of the factors that affect the value of the security, including liquidity risk. The prices provided are not firm bids or offers. Certain securities may reflect N/A or unavailable where the price for such security is generally not available from a pricing source. The Market Value of a security, including those priced at par value, may differ from its purchase price and may not closely reflect the value at which the security may be sold or purchased based on various market factors. The sale or redemption of any fixed income security prior to maturity may result in a loss. Prices for Certificates of Deposits (CDs) on your statement are generally estimates and are not based on actual market prices. The secondary market for CDs is generally illiquid. You should always request a current valuation for your securities prior to making a financial decision or placing an order.

Statement Discrepancies Please review your statement and report any inaccuracies or discrepancies. Inquiries, concerns or questions regarding your brokerage account or the activity therein should be directed to FBS by calling 800-544-6666, and NFS, who carries your brokerage accounts, by calling 866-408-1138. Any oral communications regarding inaccuracies or discrepancies should be reconfirmed in writing to protect your rights, including those under the Securities Investor Protection Act (SIPA).

Material Changes Please advise us of material changes in your investment objectives or financial situation related to your brokerage account(s).

Mutual Funds and Performance An investment in a money market fund is not insured or guaranteed by the Federal Deposit Insurance Corporation (FDIC) or any other government agency. Although the fund seeks to preserve the value of your investment at \$1.00 per share, it is possible to lose money by investing in the fund. Before investing, consider the funds' investment objectives, risks, charges and expenses. Contact Fidelity for a prospectus containing this information. Read it carefully. Performance data shown represents past performance and is no guarantee of future results. Investment return and principal value will fluctuate, so you may have a gain or loss when shares are sold. Current performance may be higher or lower than that quoted. Visit Fidelity.com/performance for most recent month-end performance.

Sales Loads & Fees Each fund reserves the right to terminate or modify its exchange privilege in the future. In connection with (i) access to, purchase or redemption of, and/or maintenance of positions in mutual funds and other investment products ("funds") or (ii) platform infrastructure needed to support such funds, some funds, or their investment affiliates, pay FBS and/or NFS sales loads and 12b-1 fees described in the prospectus as well as additional compensation for shareholder services, platform infrastructure support and maintenance, and other programs. Additional information about the source(s) and amount(s) of compensation as well as other remuneration received by FBS or NFS will be furnished to you upon written request. At the time you purchase shares of funds those shares will be assigned either a load, transaction fee (TF) or no transaction fee (NTF) status. When you subsequently sell those shares, any fees applicable to your transaction will be assessed based on the status assigned to the shares at the time of purchase.

Executing Orders on the Floor of the NYSE The Floor broker may permit the specialist to trade on parity with the order for some or all of the executions associated with filling that order, where such permission would not be in consistent with the broker's best execution obligations. **Agency Trades** Individual securities trades placed for your Fidelity® Personalized Portfolios account are completed on an agency basis by FBS.

SIPC Securities in accounts carried by NFS, a Fidelity Investments company, are protected in accordance with the SIPC up to \$500,000 (including cash claims limited to \$250,000). For details, including the SIPC brochure, please see www.sipc.org or call 1-202-371-8300. NFS has arranged for additional protection for cash and covered securities to supplement its SIPC coverage. Neither coverage protects against a decline in the market value of securities.

Fidelity Investments Fidelity Distributors Corporation (FDC) is the distributor for Fidelity Funds with marketing and shareholder services provided by FBS or NFS. **Brokerage services are provided by FBS, which clears all transactions through its affiliate, NFS. NFS carries all brokerage accounts. FBS and NFS are members of the NYSE and SIPC.** FBS, NFS, and FDC are direct or indirect subsidiaries of FMR LLC. Upon written request, Fidelity will mail an NFS financial statement, which is also available for inspection at its office. Fidelity Investments (with pyramid logo) is a trademark of FMR LLC.

SAI Services Fidelity Portfolio Advisory Service®, Fidelity® Strategic Disciplines, Fidelity Wealth Management AdvisorySM, and BlackRock® Diversified Income Portfolio are services provided by SAI, a registered investment adviser and a Fidelity Investments company. Fidelity GoSM is a service provided by SAI and Geode Capital Management LLC, an unaffiliated registered investment adviser. Fidelity® Personalized Portfolios may be provided through the following Fidelity Investments companies: SAI, Fidelity Personal Trust Company, FSB (FPTC), a federal savings bank, or Fidelity Management Trust Company (FMTC). Non-deposit investment products and trust services offered through FPTC and FMTC and their affiliates are not insured or guaranteed by the FDIC or any other government agency, are not obligations of any bank, and are subject to risk, including possible loss of principal. **These advisory services are provided for a fee.**

Ratings Information from Standard & Poors ("S&P") may not be reproduced. S&P credit ratings are statements of opinion and are not statements of fact or recommendations to purchase, hold, or sell securities, nor do they address the suitability of securities for investment purposes, and should not be relied on as investment advice. S&P does not guarantee the accuracy, completeness, timeliness or availability of any information, including ratings, and is not responsible for errors or omissions (negligent or otherwise). S&P gives no express or implied warranties, including but not limited to any warranties of merchantability or fitness for a particular purpose or use. S&P shall not be liable for any direct, indirect, incidental, exemplary, compensatory, punitive, special or consequential damages, costs, expenses, legal fees, or losses (including lost income or profits and opportunity costs) in connection with any use of ratings.

Miscellaneous Mutual fund shares, other securities held in your account, and insurance products are neither deposits nor obligations of, nor endorsed or guaranteed by, any bank or other depositing institution, nor are they federally insured by the FDIC or any other agency. If you request a reprint of your statement, the disclosure information may not be the same as the information originally provided. To confirm that an authorized, direct deposit has been made to your Fidelity Account or Fidelity Mutual Fund Account, call Fidelity at 1-800-544-5555.

588130.19.0

MR_CE_BBNMXBBBGGWHT_BBBB 20151030

Fidelity Rollover IRA AZMAT S MALL - ROLLOVER IRA - FIDELITY
MANAGEMENT TRUST CO - CUSTODIAN

► **Account Number: 467-261947**

Envelope # BGDNFKBBBJVKB

AZMAT SAMUEL MALL
7107 SILKTREE CT
DENTON TX 76208-7602

Your Account Value: \$12,930.62

Change from Last Period: ▼ \$3,503.52

	This Period	Year-to-Date
Beginning Account Value	\$16,434.14	\$12,337.40
Additions	85.47	555.59
Subtractions	-4.95	-10.04
<i>Transaction Costs, Fees & Charges</i>	-4.95	-10.04
Change in Investment Value *	-3,584.04	47.67
Ending Account Value **	\$12,930.62	\$12,930.62
Accrued Interest (AI)	0.00	
Ending Account Value Incl. AI	\$12,930.62	

* Reflects appreciation or depreciation of your holdings due to price changes, transactions from Other Activity In or Out and Multi-currency transactions, plus any distribution and income earned during the statement period.
** Excludes unpriced securities.

Contact Information

Online	Fidelity.com
FAST SM -Automated Telephone	(800) 544-5555
Preferred Services	(800) 544-6565

The 2018 Fidelity Investments and Fidelity Funds Privacy Notice is available at Fidelity.com/privacy.



Account Summary

 Account # 467-261947
 AZMAT SAMUEL MALL - ROLLOVER IRA

 Account Value: **\$12,930.62**

Account Holdings

 Change in Account Value **▼ \$3,503.52**

	This Period	Year-to-Date
Beginning Account Value	\$16,434.14	\$12,337.40
Additions	85.47	555.59
Contributions	85.47	555.59
Subtractions	-4.95	-10.04
Transaction Costs, Fees & Charges	-4.95	-10.04
Change in Investment Value *	-3,584.04	47.67
Ending Account Value	\$12,930.62	\$12,930.62
Accrued Interest (AI)	0.00	
Ending Account Value Incl. AI	\$12,930.62	

Total Account Trades Oct 2017 - Sep 2018: 2

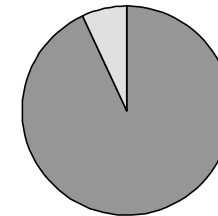
* Reflects appreciation or depreciation of your holdings due to price changes, transactions from Other Activity In or Out and Multi-currency transactions, plus any distribution and income earned during the statement period.

Core Account and Credit Balance Cash Flow

Core Account: FIDELITY GOVERNMENT CASH RESERVES

	This Period	Year-to-Date
Beginning Balance	\$11,234.14	\$1,259.40
Investment Activity		
Securities Bought	-\$10,362.15	-\$10,362.15
Securities Sold	-	9,489.91
Dividends, Interest & Other Income ^D	3.16	17.87
Total Investment Activity	-\$10,358.99	-\$854.37

7% Core Account (\$960)



93% Stocks (\$11,970)

Top Holdings

Description	Value	Percent of Account
Emerge Energy Svcs LP Com Rep Partn	\$11,970	93%
Fidelity Government Cash Reserves	960	7
Total	\$12,930	100%

Please note that, due to rounding, percentages may not add to 100%.

Income Summary

	This Period	Year-to-Date
Tax-deferred	\$3.16	\$17.87
Total	\$3.16	\$17.87

Contributions and Distributions

	This Period	Year-to-Date
2018 Contributions	\$85.47	\$555.59

S

MR_CE_BGDNFKBBBJVK_BBBBB 20180928

Core Account and Credit Balance Cash Flow (continued)
 Core Account: FIDELITY GOVERNMENT CASH RESERVES

 Account # 467-261947
 AZMAT SAMUEL MALL - ROLLOVER IRA

	This Period	Year-to-Date
Cash Management Activity		
Contributions	85.47	555.59
Total Cash Management Activity	\$85.47	\$555.59
Ending Balance	\$960.62	\$960.62

D Includes dividend reinvestments.

Holdings

Core Account

Description	Beginning Market Value Sep 1, 2018	Quantity Sep 30, 2018	Price Per Unit Sep 30, 2018	Ending Market Value Sep 30, 2018	Cost	Unrealized Gain/Loss Sep 30, 2018	EAI (\$) / EY (%)
FIDELITY GOVERNMENT CASH RESERVES (FDRXX) -- 7-day yield: 1.71%	\$11,234.14	960.620	\$1.0000	\$960.62	not applicable	not applicable	\$11.06 1.150%
Total Core Account (7% of account holdings)	\$11,234.14			\$960.62			\$11.06

Stocks

Description	Beginning Market Value Sep 1, 2018	Quantity Sep 30, 2018	Price Per Unit Sep 30, 2018	Ending Market Value Sep 30, 2018	Cost	Unrealized Gain/Loss Sep 30, 2018	EAI (\$) / EY (%)
Common Stock							
EMERGE ENERGY SVCS LP COM REP PARTN (EMES)	\$5,200.00	3,000.000	\$3.9900	\$11,970.00	\$67,128.05	-\$55,158.05	-
Total Common Stock (93% of account holdings)	\$5,200.00			\$11,970.00	\$67,128.05	-\$55,158.05	-
Total Stocks (93% of account holdings)	\$5,200.00			\$11,970.00	\$67,128.05	-\$55,158.05	-
Total Holdings				\$12,930.62	\$67,128.05	-\$55,158.05	\$11.06

S

MR_CE_BGDNFKBBBJVK_BBBB 20180928

Holdings

 Account # 467-261947
 AZMAT SAMUEL MALL - ROLLOVER IRA

All remaining positions held in cash account.

EAI **Estimated Annual Income (EAI) & Estimated Yield (EY)**- EAI is an estimate of annual income for a specific security position over the next rolling 12 months. EAI may be negative on short & EY positions. EY is calculated by dividing the current EAI for a security position by its statement closing date market value. EAI and EY are estimates only and may include return of principal and/or capital gains, which would render them overstated. Actual income and yield might be lower or higher than the estimated amounts. **For calculation details, refer to the "Additional Information and Endnotes" section.**

Total Cost does not include the cost basis on core, money market or other positions where cost basis is unknown or not applicable.

Activity

Securities Bought & Sold

Settlement Date	Security Name	Symbol/ CUSIP	Description	Quantity	Price	Transaction Cost	Amount
09/04	EMERGE ENERGY SVCS LP COM REP PARTN	29102H108	You Bought	2,000.000	\$5.17860	-\$4.95	-\$10,362.15
Total Securities Bought						-\$4.95	-\$10,362.15
Net Securities Bought & Sold						-\$4.95	-\$10,362.15

Dividends, Interest & Other Income

(Includes dividend reinvestment)

Settlement Date	Security Name	Symbol/ CUSIP	Description	Quantity	Price	Amount
09/28	FIDELITY GOVERNMENT CASH RESERVES	316067107	Dividend Received	-	-	\$3.16
Total Dividends, Interest & Other Income						\$3.16

Contributions

Date	Reference	Description	Amount
09/05		Deposit Elan Cardsvc Current Year Contrib	\$85.47
Total Contributions			\$85.47

Activity

Account # 467-261947
AZMAT SAMUEL MALL - ROLLOVER IRA

Daily Additions and Subtractions

Additions/subtractions from your Core Account, which utilizes FIDELITY GOVERNMENT CASH RESERVES, were effected on the dates and in the amounts indicated. If your Core Account utilizes a Fidelity money market fund, these transactions were effected at \$1.00/share, and the number of shares bought/ sold equals the transaction value.

<u>Date</u>	<u>Total Additions</u>	<u>Total Subtractions</u>	<u>Net Activity</u>	<u>Daily Balance</u>	<u>Date</u>	<u>Total Additions</u>	<u>Total Subtractions</u>	<u>Net Activity</u>	<u>Daily Balance</u>
09/04	-	-\$10,362.15	-\$10,362.15	\$871.99	09/28	3.16	-	3.16	960.62
09/05	85.47	-	85.47	957.46					

Additional Information and Endnotes

- ▶ Fidelity is required by the Securities Exchange Act of 1934 to provide certain financial information from the Statement of Financial Condition of National Financial Services LLS (NFS). At July 31, 2018, NFS, an affiliate of Fidelity Brokerage Services LLC, had net capital of \$3,917 million, which was 11.95% of aggregate debit items and exceeded its minimum requirement by \$3,261 million. To acquire the Statement of Financial Condition of National Financial Services LLS (NFS), log on to Fidelity.com. If you wish to obtain a copy of this document at no cost, or have any questions regarding its contents, please call Fidelity at 800-343-3548.
- ▶ NOTIFICATION OF YOUR TAX WITHHOLDING OPTIONS IN REGARD TO DISTRIBUTIONS FROM YOUR IRA. Federal Income Tax Withholding - IRS regulations require us to withhold federal income tax at a rate of 10% from your total IRA distribution (excluding Roth IRA distributions) unless you elect not to have federal income tax withholding apply (provided you have supplied Fidelity with a U.S. address) or you elect to increase the rate of withholding. Federal income tax will not be withheld from distributions from a Roth IRA unless you elect to have such tax withheld or are otherwise subject to withholding because you are a non-resident alien. If taken under a periodic distribution plan, your election will remain in effect on checkwriting or periodic distributions taken from your IRA until revoked by you. You can change your withholding elections for future distributions at any time by contacting Fidelity.

State Tax Withholding: If federal income tax withholding is applied to your distribution, state income tax may also apply. Your state of residence will determine your state income tax withholding requirements, if any. Please refer to the lists below. Your state of residence is determined by the legal address of record on your IRA. For residents of AR, IA, KS, MA, ME, OK, or VT, if federal income tax withholding is applied to your distribution, state income tax will also apply. For residents of CA, DE, NC or OR, if federal income tax withholding is applied to your distribution, state income tax will also apply unless you elect not to have state income taxes withheld.

For residents of DC, if you take a distribution of your entire account balance and do not directly roll that amount over to another eligible retirement account, DC requires that a minimum amount be withheld from the taxable portion of the distribution, whether or not federal income tax is withheld. For residents of MI, state income tax applies regardless of whether or not federal income tax withholding is applied to your distribution. Please reference the MI W-4P Form for information and to calculate the amount to withhold from your distribution. Tax withholding is not required if you meet certain MI requirements governing pension and retirement benefits. For residents of MS, state income tax withholding will apply regardless of whether or not federal income tax withholding is applied to your distribution, unless you elect not to have state income tax withheld. Residents of SC must provide a valid Social Security number; individual tax identification number; or tax identification number for a nonresident alien, if not SC requires that 7% tax be withheld from the distribution.

Additional Information and Endnotes

Account # 467-261947
AZMAT SAMUEL MALL - ROLLOVER IRA

For residents of AK, FL, HI, NH, NV, SD, TN, TX, WA or WY, state income tax withholding is not available on IRA distributions. For residents of all other states, you are not subject to mandatory state income tax withholding; however, you may elect voluntary state income tax withholding in a percentage. If you elect to have state income taxes withheld and your state provides a minimum amount or percentage for withholding, you must elect a percentage that is not less than your state's minimum withholding requirements. If the percentage you elect for withholding is less than your state's minimum withholding requirements, your state's minimum amount or percentage will be withheld.

Whether or not you elect to have federal and/or state income tax withheld from your distribution(s), you are responsible for the full payment of federal income tax, any state or local taxes, and any penalties which may apply. You may be responsible for estimated tax payments and could incur penalties if your estimated tax payments are not sufficient. Please contact Fidelity for more information, or contact your state taxing authority for assistance. THE INFORMATION PROVIDED ABOVE IS GENERAL IN NATURE AND SHOULD NOT BE CONSIDERED LEGAL OR TAX ADVICE.

Estimated Annual Income (EAI) & Estimated Yield (EY) - EAI for fixed income is calculated using the coupon rate. For all other securities, EAI is calculated using an indicated annual dividend (IAD). The IAD is an estimate of a security's dividend payments for the next 12 months calculated based on prior and/or declared dividends for that security. EY reflects only the income generated by an investment and not changes in its price which may fluctuate. Interest and dividend rates are subject to change at any time and may be affected by current and future economic, political and business conditions. EAI and EY are provided for informational purposes only and should not be used or relied on for making investment, trading or tax decisions. EAI and EY are based on data obtained from information providers believed to be reliable, but no assurance can be made as to accuracy, timeliness or completeness. **Please refer to the Help/Glossary on Fidelity.com for additional information regarding these calculations.**

For more information about your statement, please refer to our **Frequently Asked Questions** document at **Fidelity.com/statements** .



Information About Your Fidelity Statement

TDD Service for the Hearing-Impaired Call 800-544-0118, 9 am - 9 pm ET, 7 days a week.

Lost or Stolen Cards For 24-Hour worldwide customer service, call 800-529-2164 for American Express or 800-323-5353 for VISA® Gold Check Card.

Additional Investments with Fidelity Make checks payable to Fidelity Investments. Include your account number on the check. For retirement and health savings accounts (HSA), designate in the memo field whether your contribution is for the current or prior year. Mail checks or other inquiries to: Fidelity Investments, P.O. Box 770001, Cincinnati, OH 45277-0003.

Income Summary Shows income by tax status for the statement and year-to-date periods. Except for interest income earned on, or distributed by, tax-exempt securities, Fidelity reports dividends and capital gains held in taxable accounts as taxable income. A portion of income reported as tax-exempt income may be subject to alternative minimum taxes and/or state and local taxes. In Traditional IRAs, Rollover IRAs, SEP-IRAs, SIMPLE IRAs and Keoghs, earnings are reported as tax-deferred income. In Roth IRAs and HSAs, earnings are reported as tax-exempt income as they may be federally tax-exempt if certain conditions are met.

Cost Basis, Gain/Loss, and Holding Period Information NFS is required to report certain cost basis and holding period information to the IRS on Form 1099-B. Unless otherwise specified, NFS applies the average cost method for open-end mutual funds and the first-in, first-out (FIFO) method for all other securities. Cost basis is adjusted for wash sales on securities with the same CUSIP held in the same account (unless your account receives mark-to-market reporting). Your statement may not reflect all adjustments required for tax purposes. Customers should consult their tax advisors for further information.

Cost Fidelity provides purchase cost information for securities held in retirement and HSA accounts. Such information may be adjusted for certain transactions and does not reflect dividends or capital gains reinvestments. Fidelity reports transaction profit or loss information when securities are sold within a retirement or HSA account. Transaction profit or loss is calculated by subtracting purchase cost from sales proceeds

using the FIFO method if shares were purchased at different times or prices. **Statement Mailing** We deliver statements at least four times during the calendar year for any account with a balance.

Statement Discrepancies Please review your statement and report any inaccuracies or discrepancies. Inquiries, concerns or questions regarding your brokerage account or the activity therein should be directed to FBS by calling 800-544-6666, and NFS, who carries your brokerage accounts, by calling 866-408-1138. Any oral communications regarding inaccuracies or discrepancies should be reconfirmed in writing to protect your rights, including those under the Securities Investor Protection Act (SIPA).

Material Changes Please advise us of material changes in your investment objectives or financial situation related to your brokerage account(s).

Mutual Funds and Performance Before investing, consider the funds' investment objectives, risks, charges and expenses. Contact Fidelity for a prospectus containing this information. Read it carefully. Performance data shown represents past performance and is no guarantee of future results. Investment return and principal value will fluctuate, so you may have a gain or loss when shares are sold. Current performance may be higher or lower than that quoted. Visit Fidelity.com/performance for most recent month-end performance.

Sales Loads & Fees Each fund reserves the right to terminate or modify its exchange privilege in the future. In connection with (i) access to, purchase or redemption of, and/or maintenance of positions in mutual funds and other investment products ("funds") or (ii) infrastructure needed to support such funds, some funds, or their investment affiliates, pay FBS and/or NFS sales loads and 12b-1 fees described in the prospectus as well as additional compensation for shareholder services, start-up fees, infrastructure support and maintenance, and other programs. Additional information about the source(s) and amount(s) of compensation as well as other remuneration received by FBS or NFS will be furnished to you upon written request. At the time you purchase shares of funds those shares will be assigned either a load, transaction fee (TF) or no transaction fee (NTF) status. When you subsequently sell those shares, any fees applicable to your transaction will be assessed based on the status assigned to the shares at the time of purchase.

Additional Information About Your Brokerage Account, If Applicable

Free credit balances (FCB) are funds payable to you on demand. FCB are subject to open commitments such as uncleared checks and exclude proceeds from sales of certificated securities without delivery of the certificate. If your FCB is swept to a core position, you can liquidate the core position and have the proceeds sent to you or held in your account subject to the terms of your account agreement. Required rule 10b-10(a) information not contained herein will be provided on written request. Fidelity may use this free credit balance in connection with its business, subject to applicable law. **Assets Separate from Your Brokerage Account** Only securities in the margin portion of your brokerage account contribute to margin and maintenance requirements. Other Assets, which may be reported on your statement, including insurance products that are distributed by FBS and Fidelity Insurance Agency, Inc. and mutual fund only accounts held directly with the fund (Fidelity Mutual Fund Accounts) are not carried by NFS, not covered by the Securities Investor Protection Corporation (SIPC) and do not count toward your margin and maintenance requirements. Assets held in brokerage accounts managed by Fidelity Personal and Workplace Advisors LLC (FPWA) are carried by NFS and covered by SIPC but do not contribute to your margin and maintenance requirements. **Short Account Balances** Securities sold short are held in a segregated short account. These securities are marked-to-market for margin purposes, and any increase or decrease from the previous week's value is transferred weekly to your margin account. Fidelity represents your short account balance as of the last weekly mark-to-market, not as of the statement end date. **Information About Your Option Transactions** Each transaction confirmation previously delivered to you contains full information about commissions and other charges, and such information is available promptly upon request. Assignments of American and European-style options are allocated among customer short positions pursuant to a random allocation procedure, a description is available upon request. Short positions in American-style options are liable for assignment anytime. The writer of a European-style option is subject to exercise assignment only during the exercise period. For more information, please call Fidelity at 800-544-6666. **Equity Dividend Reinvestment** Shares credited to your account resulted from transactions by FBS acting as agent for your account, or the Depository Trust Company (DTC). **Price Information/Total Market Value** The Total Market Value has been calculated out to 9 decimal places; however, the individual unit price is displayed in 5 decimal places. The Total Market Value represents prices obtained from various sources, may be impacted by the frequency with which such prices are reported and such prices are not guaranteed. Prices received from pricing vendors are generally based on current market quotes, but when such quotes are not available the pricing vendors use a variety of techniques to estimate value. These estimates, particularly for fixed income securities, may be based on certain minimum principal amounts (e.g. \$1 million) and may not reflect all of the factors that affect the value of the security, including liquidity risk. The prices provided are not firm bids or offers. Certain securities may reflect N/A or unavailable where the price for such security is generally not available from a pricing source. The Market Value of a security, including those priced at par value, may differ from its purchase price and may not closely reflect the value at which the security may be sold or purchased based on various market factors. The sale or redemption of any fixed income security prior to maturity may result in a loss. Prices for Certificates of Deposits (CDs) on your statement are generally estimates and are not based on actual market prices. The secondary market for CDs is generally illiquid. You should always request a current valuation for your securities prior to making a financial decision or placing an order.

Executing Orders on the Floor of the NYSE The Floor broker may permit the Designated Market Maker to trade on parity with the order for some or all of the executions associated with filling that order, where such permission would not be inconsistent with the broker's best execution obligations. **Agency Trades** Individual securities trades placed for your Fidelity® Personalized Portfolios account are completed on an agency basis by FBS.

SIPC Securities in accounts carried by NFS, a Fidelity Investments company, are protected in accordance with the SIPC up to \$500,000 (including cash claims limited to \$250,000). For details, including the SIPC brochure, please see www.sipc.org or call 1-202-371-8300. NFS has arranged for additional protection for cash and covered securities to supplement its SIPC coverage. Neither coverage protects against a decline in the market value of securities.

Fidelity Investments Fidelity Distributors Corporation (FDC) is the distributor for Fidelity Funds with marketing and shareholder services provided by FBS or NFS. **Brokerage services are provided by FBS, which clears all transactions through its affiliate, NFS. NFS carries all brokerage accounts. FBS and NFS are members of the NYSE and SIPC.** Upon written request, Fidelity will mail an NFS financial statement, which is also available for inspection at its office. Fidelity Investments (with pyramid logo) is a trademark of FMR LLC.

FPWA Services Fidelity Go® and Fidelity® Strategic Disciplines are advisory services offered by FPWA, a registered investment adviser. Fidelity® Strategic Disciplines includes the Breckinridge Intermediate Municipal Strategy, the Fidelity® Equity-Income Strategy, the Fidelity® Tax-Managed U.S. Equity Index Strategy, the Fidelity® Intermediate Municipal Strategy and the Fidelity® Core Bond Strategy. Fidelity® Wealth Services are advisory services offered by FPWA or Fidelity Personal Trust Company, FSB (FPTC), a federal savings bank. Nondeposit investment products and trust services offered by FPTC and its affiliates are not insured or guaranteed by the Federal Deposit Insurance Corporation or any other government agency, are not obligations of any bank, and are subject to risk, including possible loss of principal. **These advisory services are provided for a fee.** FBS, NFS, FDC, FPWA and FPTC are direct or indirect subsidiaries of FMR LLC.

Ratings Information from Standard & Poors ("S&P") may not be reproduced. S&P credit ratings are statements of opinion and are not statements of fact or recommendations to purchase, hold, or sell securities, nor do they address the suitability of securities for investment purposes, and should not be relied on as investment advice. S&P does not guarantee the accuracy, completeness, timeliness or availability of its information, including ratings, and is not responsible for errors or omissions (negligent or otherwise). S&P gives no express or implied warranties, including but not limited to any warranties of merchantability or fitness for a particular purpose or use. S&P shall not be liable for any direct, indirect, incidental, exemplary, compensatory, punitive, special or consequential damages, costs, expenses, legal fees, or losses (including lost income or profits and opportunity costs) in connection with any use of ratings.

Miscellaneous Mutual fund shares, other securities held in your account, and insurance products are neither deposits nor obligations of, nor endorsed or guaranteed by, any bank or other depositing institution, nor are they federally insured by the FDIC or any other agency. If you request a reprint of your statement, the disclosure information may not be the same as the information originally provided. To confirm that an authorized, direct deposit has been made to your Fidelity Account or Fidelity Mutual Fund Account, call Fidelity at 1-800-544-5555.

588130.33.0

MR_CE_BGDNFKBBJVK_BBBB 20180928



This page intentionally left blank